

central subway

Working up 4th Street

New utilities are being installed on the east side of 4th in So-Ma, with the work zone moving from Townsend to Bryant.



Progress Report

June 2016



SFMTA
Municipal
Transportation
Agency

This page intentionally left blank

Table of Contents


Executive Summary	5
Key Milestones	6
Costs and Schedule	7
Costs	7
Earned Value Analysis	7
Schedule Highlights.....	8
Master Project Schedule	10
Contracts & Construction	11
Contract 1300 Stations, Surface, Track and Systems.....	12
Work Package1254 Chinatown Station	13
Work Package1253 Union Square / Market Street Station	16
Work Package1255 Yerba Buena / Moscone Station	19
Work Package1256 Systems, Trackwork & Stations	22
Program Components	24
Community Outreach	24
Quality Assurance	25
Risk Management	26
Program Safety & Security	28
Technical Capacity	30
Staffing	31
Third-Party Agreements and Licenses	32
LRV Procurement.....	32
Current Construction Activity and Progress Photos	33

See Table of Content page that follows for Cover Photo captions.

Table of Contents - continued

Appendices

Appendix A: Cost Report.....	A1
Appendix B: Schedule Report.....	B1
Appendix C: Program Overview of Scope and Funding.....	C1
Appendix D: Completed Contracts	D1
Appendix E: SBE Participation by Contract (Reported Quarterly).....	E1
Central Subway Project Contact Information.....	E5



Cover photo: The work zone to install new sewer lines has been moving incrementally up the east side of 4th. Two new lines, a large-diameter sewer and a sewer force main, have been installed in sections moving from south to north between Townsend and Bryant. **More photos can be found starting on page 34.**

Above photos: Pride flags wave at the Macy's Store on the corner of Stockton and O'Farrell while an excavator operator sifts out large pieces of roadway from loose soil at the roof deck excavation site on the north side of O'Farrell. Dust is kept to a minimum with the help of a spray of water.

See the Appendix E final page for CS websites hyperlinks and public outreach on line resources. The Project main web site is at: <http://www.centrlsubwaysf.com/>



Sparks fly as a steelworker smooths edges of a steel bracket atop a strut, being prepared for installation at the north end of the station headhouse.

Executive Summary

Continue excavation at YBM, UMS and CTS Stations for the future stations.

Chinatown Station - Crosscut Cavern — completed break-in & construct top sidewall & headwall Right and Left Crosscut and completed 20% break-in & construct top center drift and headwall. Completed 85% sewer laterals at Washington Street and Stockton Street. Ongoing monitoring and surveying. Completed 60% North Emergency Egress Shaft excavation and support.

Union Square/Market Street Station - North Concourse: completed compensation grout at North of Geary Street. South Concourse: completed 80% excavation to invert level. Station Platform: completed 90% compensation grouting. Continue preconditioning compensation grout pipes. Continue to chip/prepare piles for stub beams/vertical drain slots. Install pipe, fabric and shotcrete. Ellis Annex: Continue to remove and replace seismic joint, install steel plates, water test seismic joint, install waterproofing, grout protection course and lightweight concrete. UMS Garage: Complete demolition of garage floor slab and complete micropile installation. Complete FRP B-line wall.

Yerba Buena/Moscone Station - Break through center wall between headhouse and station box for temporary construction opening at Invert level completed. Continue utility installation on 4th Street north of the north headwall. Shotcrete for interior walls in Mezzanine completed. Forming cast-in-place concrete walls in Mezzanine in progress. Preparation for placing shotcrete interior perimeter walls in Concourse in progress.

Surface, Track and Systems— Continue Muni ductbank installation. Continue 78" sewer rehabilitation. Continue 36" sewer force main. Continue Auxiliary Water Supply System (AWSS) installation. Continue water line work. Continue OCS pole foundation installation. Continue tunnel drainage system installation. Continue tunnel invert slab work.

Tunnel - Contract administrative closeout is ongoing.

Total project costs to date are \$955.09 million, an increase of \$13.80 million over last month. The total cost to date equals 60.51% of the total project budget of \$1.578 billion. The Master Project Schedule forecast the Revenue Service Date of July 2019.

The Stations Contractors' Safety Reports show no recordable accidents took place this month and the rates of work site accident incidents by the man hours worked continue to be below industry standards - see tables on page 29.

Key Milestones

Completion of the YBM Station Box Mezzanine Level




1 Workers remove concrete forms after pouring the floor slab

MILESTONE	DATE EXPECTED
General	
Revenue Service	July 2019
Contract 1300 Stations, Surface, Track, Systems	
Notice to Proceed (NTP 1)	June 17, 2013 (A)
Notice to Proceed (NTP 2)	January 12, 2014 (A)
Substantial Completion	February 10, 2018



2 Temporary struts and walers used to reinforce the slurry walls are removed



3 Excavation of the headhouse moves down to the station platform level

Costs and Schedule

Costs (See Appendix A for Details)

The Current Cost Estimate (CCE) for the Central Subway Project is **\$1.578 billion** in year of expenditure dollars (\$YOE). This total project cost is shown at the top of Report 7.1, Program Project Budget. This capital cost projection incorporates allocated and unallocated contingencies to cover the risks associated with the project completion.

Total net incurred costs for the project are \$955.09 million, a \$13.80 million increase over last month. The cost to date figure reflects expenditures through FAMIS 786 Report (\$913.13 million) plus the utilities joint trench Form B Reimbursement payment (\$10.98 million), invoices currently being processed (\$25.08 million) and estimates of outstanding pay requests (\$5.90 million). This incurred amount equals 60.51% of the total project budget of \$1.578 billion.

The current funding level to date is \$1,179.79 million. This represents 75% of the total project budget.

Earned Value Analysis

In June 2016 Report, the Preliminary Earned Value Analysis reports is based on the SFMTA June Schedule Update. The Planned Value, Earned Value, Actual Cost, Percent Complete and resulting indexes as follows:

Preliminary June Earned Value

Overall Budgeted Cost:	\$1,578,300,000
Planned Value:	\$1,224,554,880
Earned Value:	\$954,946,137
Actual Cost:	\$955,093,287
Schedule Performance Index (SPI):	0.78
Cost Performance Index (CPI):	1.00
Percent Complete:	60%

Schedule Highlights

The Master Project Schedule (MPS) below includes progress through June 2016. The June 2016 Schedule Update submittal from Contract 1300 Contractor is rejected due to incorrect schedule logic. The Contract 1300 schedule represented in this report is based on the SFMTA June 2016 Schedule Update.

The MPS shows a forecast Revenue Service Date of July 2019.

The controlling critical (longest) path of the MPS runs through CTS Excavation succeeded by STS Startup & Testing, Commissioning and Pre-Revenue Activities to the Baseline Finish and Revenue Service Date. See Appendix B – Longest Path. The latest schedule shows the longest path running through the Chinatown Station (CTS). Contractor is required to implement a Recovery Schedule to put the Project back on schedule.

Schedule Contingency is fully utilized on the critical path of the MPS, which is below the Minimum Schedule Contingency level of 6 months. A schedule re-evaluation will be performed, utilizing the updated Contract 1300 Schedule. Recovery options are being implemented in key areas as work proceeds. SFMTA continues to meet with Contractor to discuss all schedule concerns and comments. TPC continues to experience lower production rates during their mining activity that resulted in a lost 22 calendar days in month of June. Multiple mitigation measures were continued by TPC in an effort to recover some lost time. It is not unusual for SEM production rates to initially fall behind at activity startup. TPC has identified mitigation measures, extending workday shifts to two-twelve hours shifts, working weekends and re-sequencing critical path activities to recover lost time. Contract 1300 Schedule delay in June results in the forecast Revenue Service Date slipping to July 9, 2019.

Contract 1300 Contractor submitted nineteen (19) Schedule Updates from December 2014 to June 2016. SFMTA rejected eight (8) Schedule Updates from September 2015 to April 2016. SFMTA approved as noted the May 2016 Schedule Update. Contractor has been directed to develop a Recovery Schedule as required by Contract and correct out-of-sequence and Retained Logic driving many of the forecast dates. Review of schedule updates as well as identifying recovery options is ongoing.

Contract 1300 Stations, Surface, Track and Systems

The Contractor, Tutor Perini Corporation's (TPC) baseline schedule is incorporated into the master program. The preliminary SFMTA Contract 1300 June 2016 schedule is used within the June Report. The SFMTA Contract 1300 June 2016 schedule is based on the approved baseline schedule logic with adjustments made for fixing retained logic and lags. SFMTA met with TPC on 7/5/16 to review the draft June 2016 monthly schedule update and discussed required changes for the final June 2016 monthly schedule update. The SFMTA will continue to use their Contract 1300 schedule update as a forecasting tool going



Two men use jackhammers to smooth portions of secant piles comprising the outer walls of the north concourse while short sections of I-beams are welded to the walls for holding future reinforcing.

Schedule Highlights - Continued

forward until the Contract 1300 Contractor submits an acceptable schedule that addresses all of SFMTA scheduling concerns.

Work Package P-1254R (CTS) has performed the following work this month:

- Head house- excavated to Temp Level 4.0 Walers and Struts
- Cross Cut Cavern: Began tunneling under Stockton Street
- Incidental street work (minor), ongoing monitoring and surveying
- North Emergency Egress Shaft – excavation ongoing

Work Package P-1253 (UMS) has performed the following work this month:

- Restore one lane on Stockton Street between Post and Geary Streets. O'Farrell full closure has been requested
- North Concourse: Relocate street light conduit; restore sidewalk; complete backfill and install paving. Below deck: continue to install lookouts and star packs; install wales and struts. Continue preconditioning compensation grout pipes
- Platform Station: Continue to backfill, install sheet piles and begin Roof Deck 12. Continue excavation
- South Concourse: Continue to chip/prep piles for stub beams/vertical drain slots. Install pipe, fabric, and shotcrete
- Ellis Annex: Remove and replace seismic joint, install steel plates, water test seismic joint, install waterproofing, grout protection course and lightweight concrete
- UMS Garage: Continue demolition of 17-Line wall between USG and North Concourse. Complete demolition of garage floor slab and complete contract micropile installation along south wall of garage

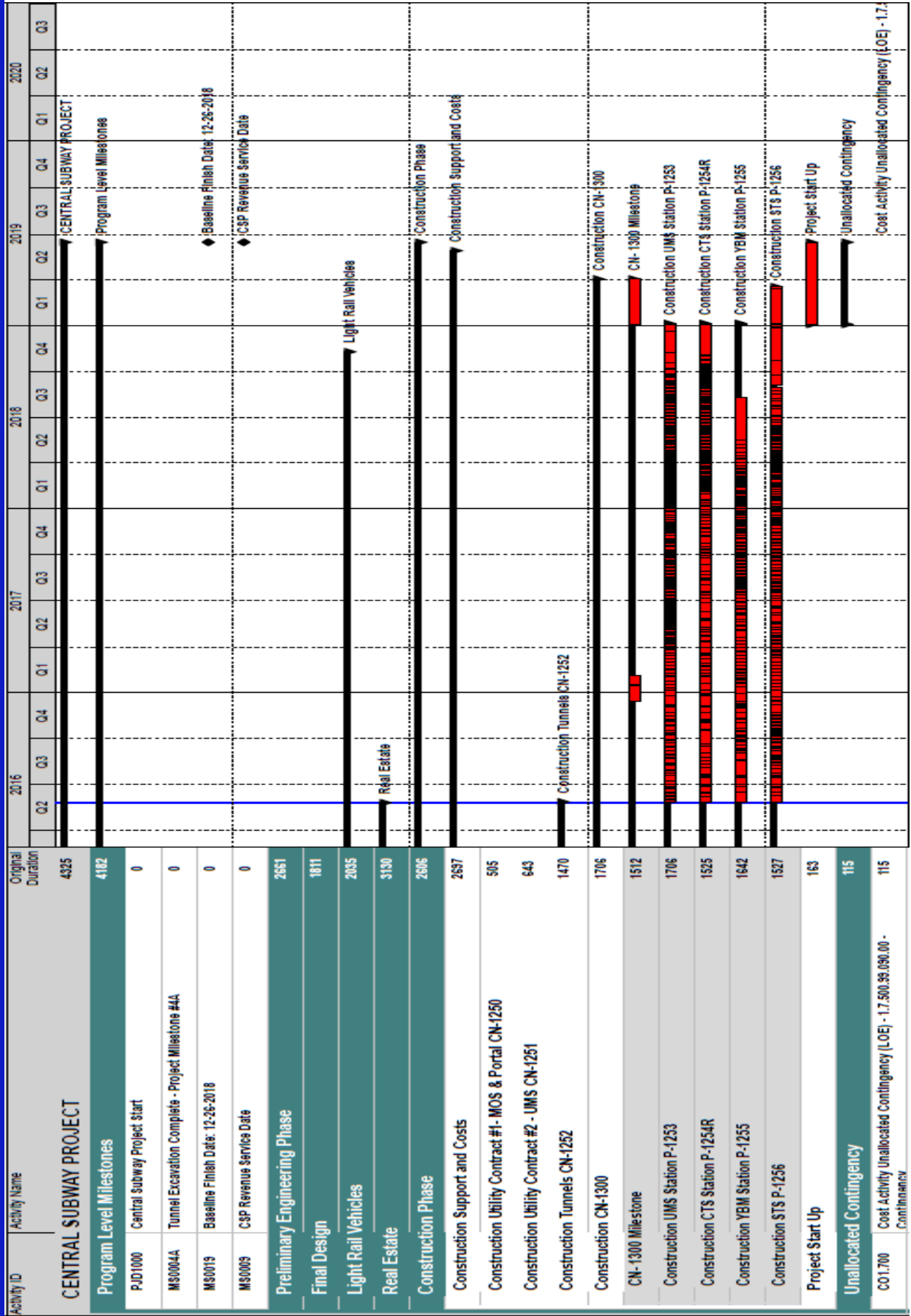
Work Package P-1255 (YBM) has performed the following work this month:

- Break through center wall between headhouse and station box for temporary construction opening at Invert level completed
- Continue utility installation on 4th Street north of the north headwall
- Shotcrete for interior walls in Mezzanine completed
- Forming cast-in-place concrete walls in Mezzanine in progress
- Preparation for placing shotcrete interior perimeter walls in Concourse in progress

Work Package P-1256 (STS) has performed the following work this month:

- Continue Muni ductbank installation
- Continue 78" sewer rehabilitation
- Continue 36" sewer force main
- Continue Auxiliary Water Supply System (AWSS) installation
- Continue water line work
- Continue OCS pole foundation installation
- Continue tunnel drainage system installation
- Continue tunnel invert slab work

Master Project Schedule - (December Update)





An operator fitted with a respirator and other safety gear uses a shotcrete spraying machine to temporarily cover an exposed section of earth inside the top header of the center drift, where excavation is underway.

Contracts & Construction

Construction Contracts In Progress

Contract 1300: Combined Work Packages 1253, 1254, 1255, 1256

- Contractor: Tutor - Perini Corporation
- Amount: \$842.94 million
- Contract Status: 46.87% complete construction

Contracts Completed

[See Appendix D](#)

Contract 1250: Moscone Station and Portal Utilities Relocation

Contract 1251: Union Square/Market Street Station Utility Relocation

Contract 1277: Pagoda Theater Site Demolition (Funded separately from the CS Project budget)

Contract 1252: Central Subway Tunneling

Contract SBE Participation (Updated Quarterly) [See Appendix E](#)

Stations, Surface, Track and Systems

Contract 1300 Contractor: Tutor-Perini Corporation

Description of Work


The Contract 1300 scope is to construct the Central Subway's three subway stations, one surface station, construct the 2,000 feet of surface track, and install track and operating systems throughout the new alignment. The separate station and systems work packages are presented in the following pages.

Work includes station finishes, AC and DC substations, elevators, escalators, lighting, emergency ventilation fans, HVAC fire alarm/ suppression/ protection, Cutter Soil Mixing, secant pile bottom up and Sequential Excavation Method construction, settlement monitoring, building protection, connecting to and modifying the BART Powell Street Station, PA, CCTV, signage, installation of fare collection equipment and station start-up and commissioning.

Contract Details	
Contract Awarded:	May 21, 2013
Notice to Proceed:	June 17, 2013
Substantial Completion:	February 10, 2018
Contract Award Value:	\$839,676,400
Modifications to Date:	\$3,259,676
Current Contract Value :	\$842,936,076

Budget/Expenditures▲	
Current Budget	\$859,601,400
Expenditures to Date	\$392,173,667

1300 Summary Schedule



Chinatown Station

Contract 1300 - Work Package 1254R



Description of Work

This Work Package is to construct one subway station. Includes station finishes, AC and DC Traction Power substations elevators, escalators, lighting, emergency ventilation fans, HVAC fire alarm/ suppression/ protection, slurry wall top-down construction, settlement monitoring, building protection, PA, CCTV, signage, installation of fare collection equipment and station start-up and commissioning.

Current Work Status

- Head house- excavated to Temp Level 4.0 Struts; install Walers and Struts Level 4
- Cross Cut Cavern: Begin tunneling under Stockton Street
- Incidental street work, monitoring, surveying
- North Emergency Egress Shaft – excavation continued late-May

Work Expected Next Month

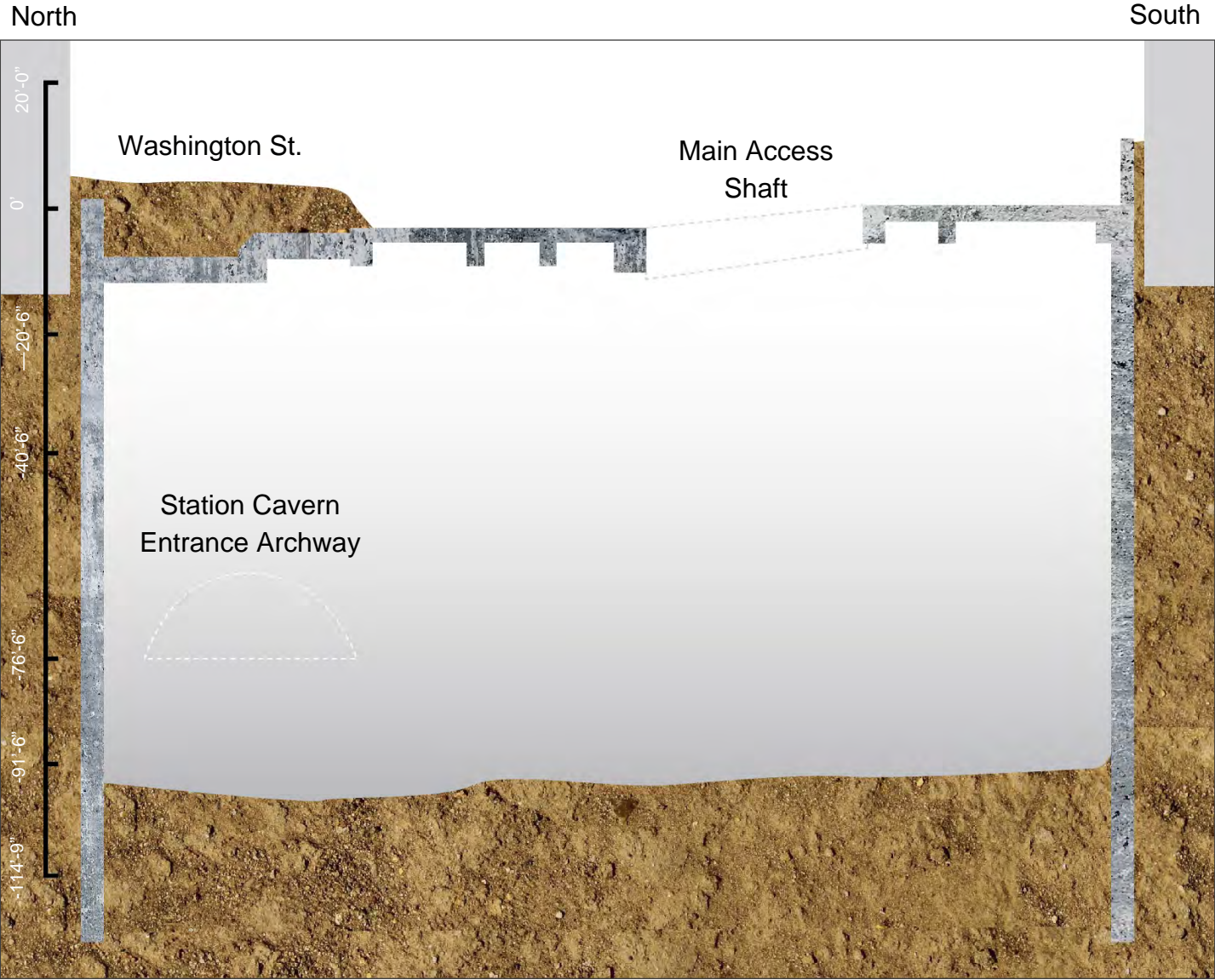
- Crosscut Cavern: continue tunneling under Stockton Street
- Compensation grouting may take place
- Head house – No work until Crosscut Cavern top headings are completed



Three Month Look Ahead

- Head house: Construct Level 3 composite wall, complete Temp level 5.0 Struts, Complete Level 6 excavation and install Level 6 Struts
- Compensation grouting on as-needed basis
- Crosscut Cavern: Complete Cross Cut Cavern excavation and primary lining; Begin Platform Cavern excavation

Station Excavation and Construction Progress Section

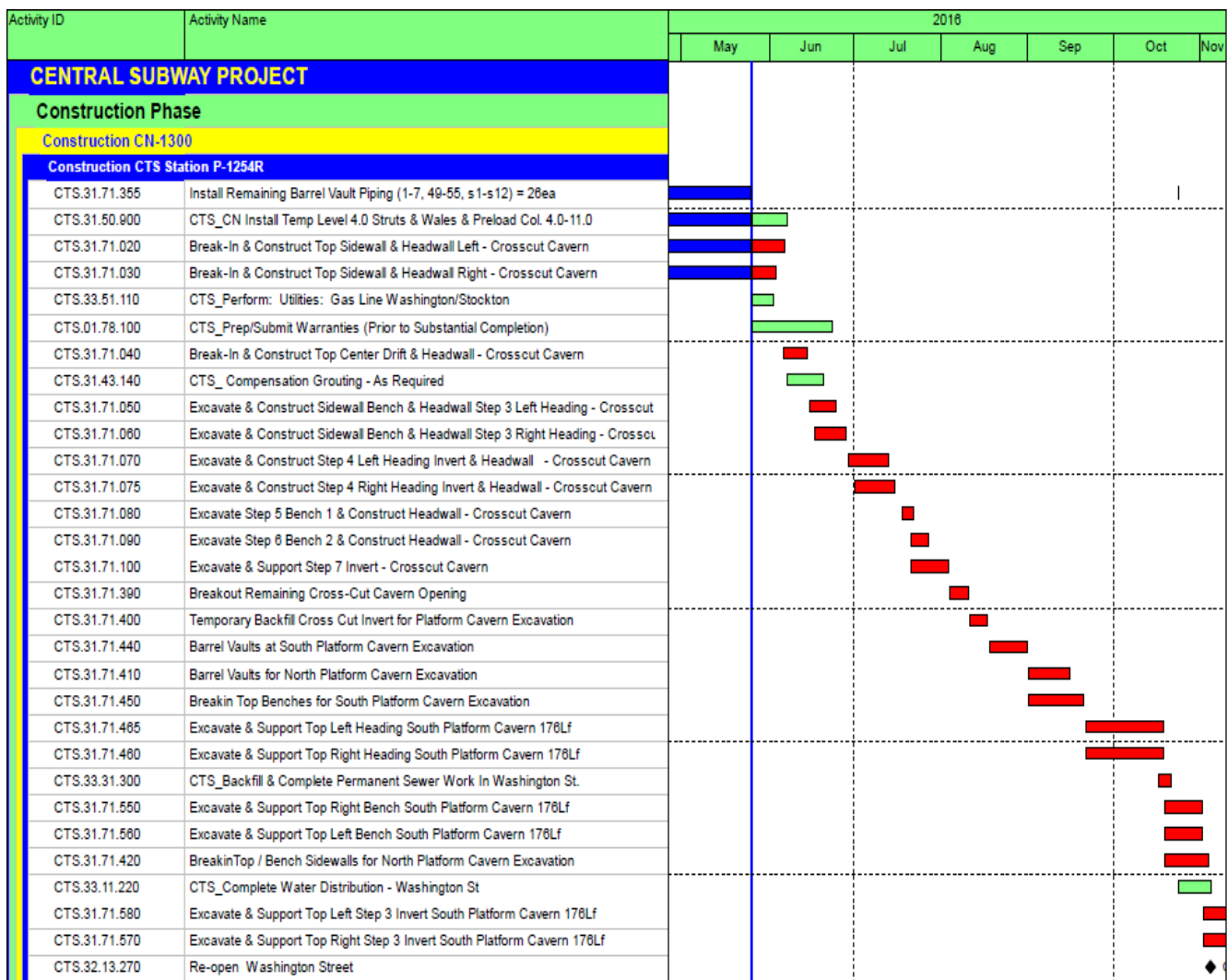


Chinatown Station Construction Status - Continued

Contract Details	
Contract Awarded:	May 21, 2013
Notice to Proceed:	June 17, 2013
Substantial Completion:	February 10, 2018
Contract Award Value:	\$247,567,810
Modifications to Date:	\$2,677,458
Current Contract Value:	\$250,245,268

Budget/Expenditures	
Current Budget	\$252,492,810
Expenditures to Date	\$104,998,138

CTS Three Month Schedule



Schedule: Contract 1300 June 2016 Update

Union Square/Market Street Station

Contract 1300 Work Package 1253

Description of Work

This Work Package is to construct one subway station. Includes station finishes, AC and DC Traction Power substations elevators, escalators, lighting, emergency ventilation fans, HVAC fire alarm/ suppression/ protection, slurry wall top-down construction, settlement monitoring, building protection, PA, CCTV, signage, installation of fare collection equipment and station start-up and commissioning.

Current Status This Month

- Restore one lane on Stockton Street between Post and Geary Streets. O'Farrell full closure has been requested
- North Concourse: Relocate street light conduit; restore sidewalk; complete backfill and install paving. Below deck: continue to install lookouts and star packs; install wales and struts. Continue preconditioning compensation grout pipes
- Platform Station: Continue to backfill, install sheet piles and begin Roof Deck 12. Continue excavation
- South Concourse: Continue to chip/prepare piles for stub beams/vertical drain slots. Install pipe, fabric, and shotcrete
- Ellis Annex: Remove and replace seismic joint, install steel plates, water test seismic joint, install waterproofing, grout protection course and lightweight concrete
- UMS Garage: Continue demolition of 17-Line wall between USG and North Concourse. Complete demolition of garage floor slab and complete contract micropile installation along south wall of garage.



- Ellis Annex: Grade base rock, form/pour mud mat invert, install rebar and concrete invert. Install roof deck seismic joint, steel plates, water test seismic joint, install waterproofing, grout protection course and lightweight concrete
- UMS Garage: Complete demolition of garage floor slab and commence 16-line underpinning micropile installation. Complete FRP B-line wall and continue FRP of structural concrete roof over new ramp. Continue footing installation along south wall of garage

Work Expected Next Month

- Restore one lane on Stockton Street between Post and Geary Streets. Nighttime closure of one lane on Geary has been requested for AWSS work
- North Concourse: Continue to relocate street light conduit; restore sidewalk; complete backfill and install paving. Below deck: install lookouts and star packs; install wales and struts. Continue drain pipe installation
- Platform Station: Continue preconditioning compensation grout pipes. At roof deck 12, install waterproofing, install sewer bypass, remove and replace existing sewer, install protection mat, install lightweight concrete, install backfill. Continue to excavate Emergency Egress Stairs 3&4
- South Concourse: Install pipe, fabric and shotcrete. Install stub beams and Teflon on stub beams



Three Month Look Ahead

- Platform Station: Continue jet grout activities; backfill, install utilities and restore street; dewatering; install permanent wales; excavate bench; install studs, mesh, drain pipe & shotcrete pile walls
- Access Shaft: break through battered piles & frame construction
- North Concourse: MRY conductor installation, continue compensation grout pipe installation and preconditioning, station power installation and gas line installation
- Ellis Street: Pave Stockton/Market/Ellis Street & intersection
- UMS Garage: Complete structural demolition; Complete underpinning and foundation work, commence fan level excavation within garage. Commence new foundations and erection of structural steel

Station Excavation and Construction Progress Section

North

South

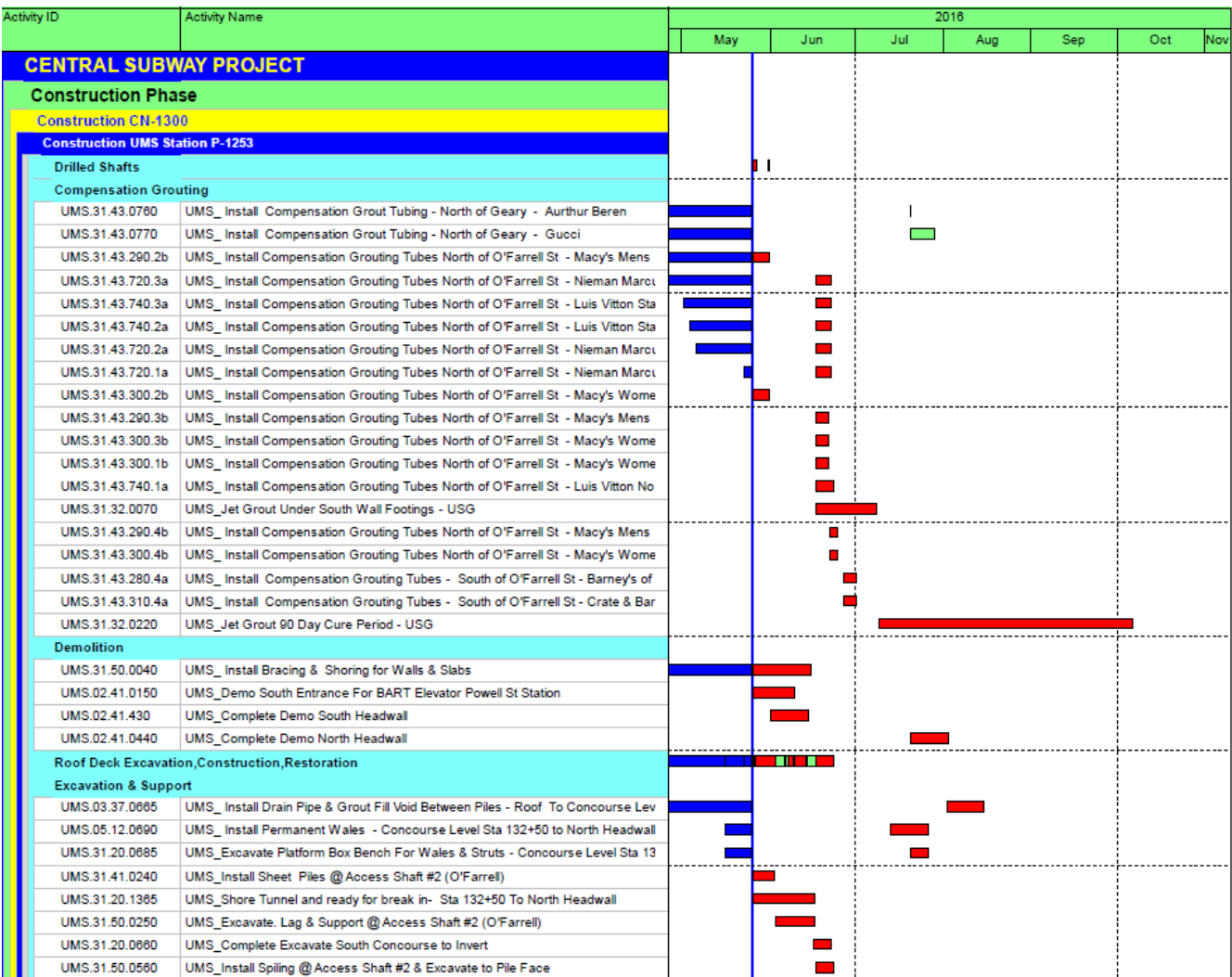


Union Square Market Street Station Construction - Continued

Contract Details	
Contract Awarded:	May 21, 2013
Notice to Proceed:	June 17, 2013
Substantial Completion:	February 10, 2018
Contract Award Value:	\$294,030,590
Modifications to Date:	\$191,294
Current Contract Value:	\$294,221,884

Budget/Expenditures ▲	
Current Budget	\$299,030,590
Expenditures to Date	\$158,632,144

UMS Three Month Schedule



Schedule: Contract 1300 June 2016 Update

Yerba Buena/Moscone Station

Contract 1300 - Work Package 1255



Description of Work

This Work Package is to construct one subway station. Includes station finishes, AC and DC Traction Power substations elevators, escalators, lighting, emergency ventilation fans, HVAC fire alarm/ suppression/ protection, slurry wall top-down construction, settlement monitoring, building protection, PA, CCTV, signage, installation of fare collection equipment and station start-up and commissioning.

Current Status

- Break through center wall between head-house and station box for temporary construction opening at Invert level completed
- Continue utility installation on 4th Street north of the north headwall
- Shotcrete for interior walls in Mezzanine completed
- Forming cast-in-place concrete walls in Mezzanine in progress
- Preparation for placing shotcrete interior perimeter walls in Concourse in progress





Work Expected Next Month

- Continue utility installation on 4th Street north of the north headwall
- Cast interior concrete walls in Mezzanine
- Begin placing shotcrete interior perimeter walls in Concourse

Three Month Look Ahead

- Break through and remove tunnel liner to allow excavation to Invert level within station box
- Install Station Level 6 Temporary Struts; Excavate station and head house to Invert
- Utility installation at intersection of 4th Street with Howard Street and Folsom Streets
- Continue shotcrete interior walls
- Paving east side of 4th Street north of station up to Howard Street

Station Excavation and Construction Progress Section



Yerba Buena Moscone Station Construction - Continued

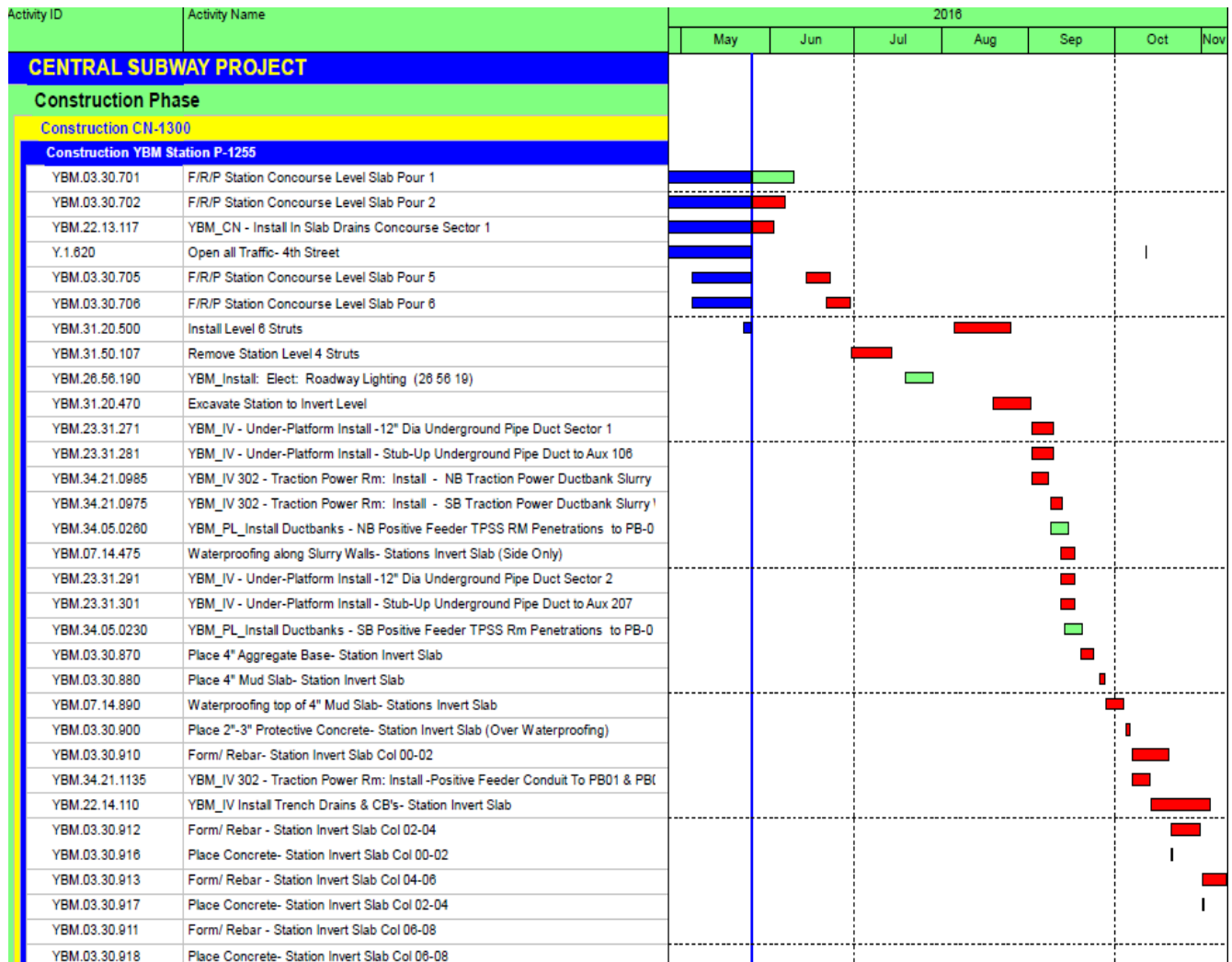
Contract Details

Contract Awarded:	May 21, 2013
Notice to Proceed:	June 17, 2013
Substantial Completion:	February 10, 2018
Contract Award Value:	\$158,089,000
Modifications to Date:	(\$1,073,031)
Current Contract Value:	\$157,015,969

Budget/Expenditures ▲

Current Budget	\$163,089,000
Expenditures to Date	\$87,343,171

YBM Three Month Schedule



Schedule: Contract 1300 June 2016 Update

Systems, Trackwork, & Surface Station

Contract 1300 - Work Package 1256

Description of Work

This Work Package is to construct one Surface Station. Includes light rail track and systems, track invert, track safety walkways; light rail track and systems constructed on the 2,000 foot surface for the alignment from the tunnel portal, south to the tie-in to the existing Muni T-Line at Fourth and King Streets; and the surface Fourth and Brannan Street (FBS) Station.

Current Status

- Continue Muni ductbank installation
- Continue 78" sewer rehabilitation
- Continue 36" sewer force main
- Continue Auxiliary Water Supply System (AWSS) installation
- Continue water line work
- Continue OCS pole foundation installation
- Continue tunnel drainage system installation
- Continue tunnel invert slab work



Work Expected Next Month

- Continue 78" sewer rehabilitation
- Continue MRY ductbank and vault installation
- Continue 36" sewer force main
- Continue AWSS installation
- Continue waterline installation
- Continue OCS pole foundation installation
- Continue tunnel drainage system installation
- Continue tunnel invert slab work

Three Month Look Ahead

- Waterline installation
- AWSS installation
- Muni ductbank installation and vault installation
- 36" sewer force main installation
- 78" sewer rehabilitation
- OCS pole foundation installation
- Tunnel drainage system installation
- Tunnel invert slab construction
- Tunnel walkway construction

Systems, Trackwork, & Surface Station Construction - Continued

Contract Details	
Contract Awarded:	May 21, 2013
Notice to Proceed:	June 17, 2013
Substantial Completion:	February 10, 2018
Contract Award Value:	\$139,989,000
Modifications to Date:	\$1,463,954
Current Contract Value:	\$141,452,954

Budget/Expenditures	
Current Budget	\$144,989,000
Expenditures to Date	\$41,200,214

Systems, Track and Surface Station Three Month Schedule

Activity ID	Activity Name	2016						
		May	Jun	Jul	Aug	Sep	Oct	Nov
CENTRAL SUBWAY PROJECT								
Construction Phase								
Construction CN-1300								
Construction STS P-1256								
STS.33.11.210	STS_Install: Utilities: Auxiliary Water Supply 12" Main 4th St (Through Townsend							
STS.26.05.120	STS_Install: Utilities: 230Kv Electrical Transmission Casing - Assist PG&E - 4th							
STS.33.11.170	STS_Install: Utilities: Auxiliary Water Supply 12" Main 4th St (Through Brannan St							
STS.33.51.150	STS_Pothole: Utilities: Pothole for Gas Distribution							
STS.33.31.630	Sewer Manhole relocation at King St/ 4th Street							
STS.33.31.420	STS_Install New CB's Manhole, 10" & 15" Sewer Piping @ 4th St/Townsend - We							
STS.33.11.340	STS_Install: Utilities: Track Drainage- 4th St (Brannan St To Bluxome St)							
STS.33.51.115	STS_PG&E Design Detail Period: Utilities: Gas Distribution 6" Main/Casing - 4th							
STS.33.11.350	STS_Install: Utilities: Track Drainage- 4th St (Bluxome St To Townsend St)							
STS.33.31.400	STS_Install New 27" Sewer PipeCasing Connecting Offset Manhole To East MH @							
STS.33.31.340	STS_Install New Sewer Laterals & Sleeves East Side 4th Street - Brannan to Blux							
STS.33.31.445	Install New 48" Gravity Sewer Main Manhole @ 4th/Welsh St							
STS.33.31.410	STS_Install New CB's, 10" & 24" Sewer Piping @ 4th St/Townsend - East Side							
STS.33.31.360	STS_Install New Sewer Laterals & Sleeves East Side 4th Street - Bluxome To Tow							
STS.33.31.450	Install New 48" Gravity Sewer Main - Bryant St To Welsh St.							
STS.33.31.470	Install New 48" Gravity Sewer Main Manhole @ 4th/Freelon St							
STS.33.11.270	STS_Install: Utilities: Sewer: Casing for 10" Force Main - 4th St Sta @ Brannan S							
STS.26.05.0290	STS_Install: Tunnel Electrical - Unistrut For Conduit & Signal Supports - NB Porta							
STS.26.05.0530	STS_Install: Tunnel Electrical - Unistrut For Conduit & Signal Supports - SB Porta							
STS.33.31.260	STS_Install New 18" Sewer Lateral In Welsh St To Future 48" Manhole							
STS.33.31.390	STS_Install New Sewer Manhole @ 4th St/Townsend - East Side							
STS.33.31.430	STS_Install New Sewer Laterals & Sleeves West Side 4th Street - Townsend To K							
STS.28.20.1790	STS_Install: Tunnel Electrical - CCTV Cameras - SB Portal To Moscone							
STS.34.42.0600	STS_Install: Train Control - Train Control Signals - SB Portal to Moscone							
STS.34.42.2310	STS_Install: Train Control - Train Control Conduit - & JB's SB Portal To Moscone							
STS.26.05.0560	STS_Install: Tunnel Electrical - Telephone Conduit - & JB's SB Portal To Moscon							
STS.27.32.0610	STS_Install: Tunnel Electrical - Radiax Conduit - & JB's SB Portal To Moscone							
STS.26.05.0550	STS_Install: Tunnel Electrical - Electrical Power Conduit & JB's - SB Portal To Mo							
STS.26.05.0360	STS_Install: Tunnel Electrical - Electrical Power Conduit & JB's - NB Portal To Mo							
STS.28.20.0570	STS_Install: Tunnel Electrical - CCTV Conduit - & JB's SB Portal To Moscone							
STS.26.05.0405	STS_Install: Tunnel Electrical - Traction Power Conduit - NB Portal to Moscone							
STS.26.05.0640	STS_Install: Tunel Electrical - Traction Power Conduit - SB Portal to Moscone							
STS.33.31.440	STS_Install New Sewer Laterals & Sleeves East Side 4th Street - Townsend To Ki							
STS.33.31.120	Install New 36" Force Main Sewer @ 4th/Bryant							
STS.33.31.460	Install New 48" Gravity Sewer Main - Welsh St. To Freelon St							
STS.26.05.0630	STS_Install: Tunnel Electrical - Emerg Tel/SFFD Tel/Blue Lights - SB Portal To M							

Schedule: Contract 1300 June 2016 Update

Program Components

Community Outreach

Outreach public information, events and presentations for June 2016 include:

- Preparation and dissemination of construction notices
- Conducted meetings with various merchant stakeholders along the alignment
- Responded to constituents' questions and concerns
- Graffiti abatement along the alignment
- Provide updates to FTA quarterly
- Published eight blog posts covering a variety of media and construction topics
- In partnership with CCDC, we announced the Chinatown Station Plaza Couplet Contest Winner
- Advanced the procurement process for the project's future live-feed camera system for all station sites

Outreach in Support of Mitigation and Monitoring

- Team members conducted weekly progress meetings to address stakeholder concerns
- Outreach and communication efforts continue in Chinatown, Union Square, and SOMA; Addressed Chinatown night noise and merchant's complaints
- Weekly photo documentation of project work and editing
- Weekly construction update emails sent to list of approximately 700 residents and stakeholders Distributed monthly construction update to CTS neighborhood; CTS flier are bi-lingual
- Weekly construction update emails sent to list of approximately 700 residents and stakeholders Distributed monthly construction update to STS and CTS neighborhood; CTS flier are bi-lingual

Media Coverage

Central Subway Media Coverage			
Date	Title (with link to story)	Source	Reporter/Writer
6/1/16	Virgin Hotel Coming to SOMA?	Curbed San Francisco	Brock Keeling
6/14/16	San Francisco Metro Line, Central Subway Project	Salini Impregilo	Author unknown
6/24/16	Two San Francisco transit hotspots primed for new towers	San Francisco Business Times	Mary Ann Azevedo

Quality Assurance

Quality Assurance monthly activity of oversight, surveillance, audits, proactive feedback and QA records actively involves the Project construction management staff, the resident engineers, the prime construction contractor and their subcontractors.

Stations and Systems Contract CN1300 Quality Assurance Monitoring – On Going/As Reported Previously

- UMS roof beam to pile WF installation – Continued Inspection/acceptance/documentation by Smith Emery CWI's of all welds associated with the ongoing Installation of steel
- UMS and YBM Water Proofing Subcontractor – substrate preparation and application inspection/acceptance of work performed by Waterproofing Experts by RDH continues for the remaining roof placements
- TPC QC Daily Inspection Reports posted to CM13 which includes TPC's Specialty Subcontractor's QC checklists and associated documentation and Smith Emery Inspection Reports; TPC's Subcontractor that provides laboratory and Inspection Services – including Special Inspections required for the City of San Francisco's Department of Building Inspection (DBI) for all permitted Work
- Preparatory, Initial and Additional Initial Phase Meetings continue as schedule and circumstances/issues arise
- Instrumentation/Monitoring and Construction Management Task Force (CMTF) Meetings (daily at 8:30 am) and the Sequential Excavation Method (SEM) Meetings (daily at 9:00 am)
- Bi-Weekly Quality Task Force (QTF) Meetings – ongoing dialog regarding identification and mitigation of in-process potentially unsatisfactory work, generation of CNCR and other items related to TPC's QC efforts in implementing TPC's approved Quality Control Program (QCP)
- Weekly Work Package Progress Meetings for STS, YBM, UMS and CTS

Document comment and review:

- Contractor's submittals, e.g., review of welding, concrete and other Quality related submittals/comments as requested to support the RE's and CM, and RFIs related to quality and welding
- QA Staff continues random/spot checks of the 1300 Contractor's Field Testing lab results; items requiring further action/investigation (missing or inconsistent data, compressive strength results that appear to have a very broad range of values and such) are brought to the attention of the Contractor

QA Issues:

- TPC performing work prior to receipt of approval status of required submittals with/without knowledge of TPC QC

Quality Assurance - Continued

QA Concerns:

- TPC performing work prior to receipt of approval status of required submittals.– note that additional Initial and/or Preparatory Phase Quality Meetings greatly enhance the mitigation of preventing work prior to obtaining submittal/RFI approval
- Installation/preconditioning of compensation grouting Tube-a-manchette (TAMs) at the Arthur Berens/Dior Building (216 and 218 Stockton Street) - awaiting a revised work plan from TPC CG Specialty Subcontractor's designer
- Appropriate design review/sign-off of composite drawings for tunnel invert, prior to concrete place (assuring that all required systems/facilities conduits are embedded as required)

Other Program QA Practices Implemented

- Close-out of Corrective Action Requests: Close outs continued from Quality Assurance staff's Audits, Surveillances and PMOC Quarterly Reviews. The status is tracked in the Corrective Action Log that is provided to the project team and the FTA PMOC
- Quality Assurance Audit Report QAA 026, Implementation of TPC's Quality Control Program (QCP) was posted to CM13 and transmitted to TPC for TPC's action/responses

Risk Management

Risk Mitigation Management Meeting No. 83 was held on June 9, 2016. The Risk Assessment Committee reviewed and discussed Risks that include Construction Risks with ratings above 6; one remaining Requirement Risk and Active Construction Risks rated below 6.



Program Safety & Security

The San Francisco Municipal Transportation Agency is committed to the highest practical level of safety and security standards and practices in the public transit industry. The Safety and Security Management Plan (SSMP) components are reported on below as appropriate including, Safety and Security Committee, the Fire Life Safety and Security Committee the Construction Conformance Verification and Documentation and Contractor Safety and Security.

Project Management/Construction Management (PMCM) Team

Safety bulletin boards have subjects covering the complacency and daily job briefings.

Safety Summary for the 1300 Stations Systems Track Construction Package

During the month of June, safety work on the 1300 contract progressed as follows:

STS had no recordable or first aid incidents. Work on the invert has begun and is moving along. They are almost to the UMS station. Other utilities relocation in the street along 4th Street continues.

At YBM incurred one recordable injury this month. A worked into an open pit inside of the station and suffered a broken rib. He was placed on modified duty. Work continues in the station and head house locations.

UMS had no injuries in June. Layne completed the jet grouting at street level. They continue compensation grouting underground. TPC started to prepare for the installation of the struts and whalers.

CTS had no injuries this month. Excavation of the two drifts continues. The site continues back and forth assignments due to concrete being poured into the tunnel (for STS) via the Chinatown station. This should change in the near future.

Table 1300 Stations Construction Safety Record

Table 1300 below summarizes the Month to Date and Project to Date for the Stations, Systems and Track Construction contractor and subcontractors.

Next Month Look Ahead

1300 Contract

1. At CTS, Frontier-Kemper (FK) continues with the excavation of the sides and is moving towards the middle of the present arrangement. Ventilation clarifications are still being worked on.
2. At UMS, work on the station roof continues and should be completed this coming month. Once the struts and whalers are installed, more excavation will take place. Bencorp is still working underground on compensation grouting.

Program Safety & Security - continued

3. AT YBM, work continues in the head house and concourse levels. TPC is planning on holding forklift training at this site this month. They are also planning on enrolling workers in a rigging class.
4. At STS, work continues in the tunnels. They have almost reached the UMS station. TPC is trying to accelerate this work and we will be watching this closely.

Project Safety Record - Contract 1300

SAFETY GOALS

Through Month End - June 2016

OSHA Recordable Accidents, <3.4
Lost Time Cases, <1.6

JOB TO DATE	Tutor	Subs	Total Project	Rate*
OSHA Recordable Accidents	3	1	4	0.67
Job Transfer or Restricted Duty Cases	0	0	0	0.00
Lost Time Cases	0	0	0	0.00
Total Project Incidents	3	1	4	0.67
Man Hours Worked Through M/E June 2016	563,154	627,528	1,190,681	

YEAR TO DATE (Month ,Day, Year to Month, Day, Year)	Tutor	Subs	Total Project	Rate*
OSHA Recordable Accidents	0	1	1	0.64
Job Transfer or Restricted Duty Cases	0	0	0	0.00
Lost Time Cases	0	0	0	0.00
Total Project Incidents	0	0	1	0.64
Man Hours Worked Through M/E June 2016	161,439	150,682	312,121	

* Rate is calculated based on number of incidents divided by total number of man hours worked multiplied by 200,000 man hours.

OSHA Recordable Accidents - 2008 Construction Industry Rate for Highway, Street, and Bridge Construction = 3.9

*Classifications change at a later date due to additional information becoming available, thereby, changing the numbers on the chart. For example, what was once classified as an accident can become a first aid which leads it to no longer being recordable.

Technical Capacity

No Project positions are currently open or unfilled.



Sparks fly as a man uses an angle grinder to smooth edges of a steel bracket inside the north concourse, where temporary steel reinforcing is being installed.

Staffing

The Central Subway Staffing Table shows Planned and Actual full-time equivalent staff (FTEs) working on the Program by organizational function and responsibility.

	Apr-2016		May-2016		Jun-2016	
	Planned	Actual	Planned	Actual	Planned	Actual
Project Management						
Program Management	6.60	6.00	6.60	6.00	6.60	6.00
Quality Assurance	1.80	2.30	1.80	2.30	1.80	2.30
Contract Administration	1.40	1.40	1.40	1.40	1.40	1.40
Community Outreach	5.50	5.50	5.50	4.50	5.50	4.00
Finance	2.00	2.00	2.00	2.00	2.00	2.00
Project Controls	4.80	5.80	4.80	5.80	4.80	6.30
Subtotal	22.10	23.00	22.10	22.00	22.10	22.00
Construction Management						
CM - CN 1252	1.00	1.00	1.00	1.00	1.00	1.00
CM - CN 1300	30.00	31.00	30.00	31.00	30.00	31.00
Design Support - CN 1252	0.00	0.00	0.00	0.00	0.00	0.00
Design Support - CN 1300	12.40	12.40	12.40	12.40	12.40	12.40
Subtotal	43.40	44.40	43.40	44.40	43.40	44.40
Start Up						
Start Up / Safety & Security	3.00	2.10	3.00	2.10	3.00	2.10
Subtotal	3.00	2.10	3.00	2.10	3.00	2.10
Total	68.50	69.50	68.50	68.50	68.50	68.50

Third-Party Agreements

No activity in this reporting month.

LRV Procurement

SFMTA has initiated a new light rail vehicle procurement to acquire up to 260 vehicles over the next 15 years. The scope includes the design, manufacture, delivery and testing of up to 260 light rail vehicles together with associated services, spare parts, special tools, training and documentation. This includes an initial delivery of 24 cars, scheduled for delivery in 2018 to supplement the fleet when the SFMTA's Third Street Phase 2 - Central Subway Project extension opens.

First Article Inspection for Truck frame and steps were completed this month.

LRV Procurement contract working through project integration challenges such as Clipper. Production of the first four car shells are underway, the truck frame for the first car has also been completed.



A site supervisor helps stabilize a large steel support during an operation to remove temporary supports from the mezzanine level of the station box.

central **T** subway

Current Construction Activity



Chinatown (CTS)



Union Square/Market Street (UMS)



Yerba Buena/Moscone (YBM)



4th St. Surface Track, Systems (STS)



— 8,500 feet of tunnel alignment completed June 2014.
— 2,000 feet of surface alignment to be completed.



Air quality and movement is tested inside the right side drift, where workers prepare to install sections of steel mesh to reinforce the walls.



A small excavator collects excavated soil for removal at the bottom of the north access shaft. This shaft will eventually become an emergency exit stairwell for the station.



An operator fitted with a respirator and other safety gear uses a shotcrete spraying machine to temporarily cover an exposed section of earth inside the top header of the center drift, where SEM excavation is underway.




A crew at the bottom of the headhouse operates a concrete pump used to support shotcrete operations inside the station cavern entrance archway.



Workers prepare the tangent pile walls of the station box for drilling operations ahead of compensation grouting and the installation of temporary reinforcing.



Steel beams are carefully being installed under an active utility duct bank on the north side of O'Farrell at Stockton. These beams will support this section of the station roof deck.



Workers erect forms and install rebar to build a reinforced concrete wall, separating the Union Square Garage ramp from the future north station entrance.



A worker helps keep dust down by spraying water on a jackhammer working on the concrete of the south station headwall.




Two forklift operators slowly move a large steel beam used in temporary reinforcing into place near the access portal for the mezzanine level.



Workers have removed most of the temporary steel bracing inside the mezzanine level of the station box, revealing the future openings between the mezzanine and platform level below, yet to be excavated.



A worker uses an angle grinder to smooth the edges of two steel tabs used in temporary reinforcing being installed inside the headhouse.



A flurry of work inside the station headhouse at 4th and Folsom: Work to break through a small section of slurry wall to begin station platform level excavation, excavation of the headhouse itself, and installation of temporary steel reinforcing.

STS



Workers attach hardware to a steel plate formerly used as part of a trench shield. These shields hold back earth during site excavation and utility installation. With the site now backfilled, the trench shield components can be removed.



Two men pour a sandy slurry mixture into a backfilled utility trench to aid in soil compacting and utility conduit protection.

STS—Continued



Workers use hand tools to uncover lateral utilities, so their locations can be marked ahead of future trench work.



Workers are undergoing utility potholing in the middle of 4th at Bluxome.

Appendix A

DETAIL COST REPORTS

1. PROJECT COST

The Current Cost Estimate (CCE) for the Central Subway Project is **\$1.578 billion** in year of expenditure dollars (\$YOE). This total project cost is shown at the top of Report 7.1, Program Project Budget. This capital cost projection incorporates allocated and unallocated contingencies to cover the risks associated with the project completion.

Total net incurred costs for the project are \$955.09 million, a \$13.80 million increase over last month. The cost to date figure reflects expenditures through FAMIS 786 Report (\$913.13 million) plus the utilities joint trench Form B Reimbursement payment (\$10.98 million), invoices currently being processed (\$25.08 million) and estimates of outstanding pay requests (\$5.90 million). This incurred amount equals 60.51% of the total project budget of \$1.578 billion.

The current funding level to date is \$1,179.79 million. This represents 75% of the total project budget.

CONTRACT	PP NO	PP PERIOD TO	PROG PYMT AMOUNT	CONTRACT	PP NO	PP PERIOD TO	PROG PYMT AMOUNT
CS155.1	52	3/31/2014	\$ 26,671.53	CS155.2*	73	3/31/2016	\$ 219,279.00
CS155.1	53	4/30/2014	\$ 19,500.26	CS155.2*	74	4/30/2016	\$ 360,535.00
CS155.1	54	5/31/2014	\$ 29,166.76	CS155.2*	75	5/31/2016	\$ 410,714.00
CS155.1	55	6/30/2014	\$ 22,666.39	CS155.2*	76	6/30/2016	\$ 410,714.00
CS155.1	56	7/31/2014	\$ 36,602.38	CS155.3	66	9/30/2015	\$ 132,653.74
CS155.1	57	8/31/2014	\$ 40,273.52	CS155.3	67	10/31/2015	\$ 108,599.39
CS155.1	58	9/30/2014	\$ 37,269.95	CS155.3	68	11/30/2015	\$ 216,568.55
CS155.1	59	10/31/2014	\$ 30,018.32	CS155.3	69	12/31/2015	\$ 122,025.20
CS155.1	60	11/30/2014	\$ 20,183.22	CS155.3	70	1/31/2016	\$ 110,249.51
CS155.1	61	12/31/2014	\$ 18,828.97	CS155.3	71	2/29/2016	\$ 99,146.17
CS155.1	62	1/31/2015	\$ 19,921.99	CS155.3	72	3/31/2016	\$ 163,760.53
CS155.1	63	2/28/2015	\$ 19,921.99	CS155.3	73	4/30/2016	\$ 119,901.00
CS155.1	64	3/31/2015	\$ 15,554.73	CS155.3	74	5/31/2016	\$ 120,270.46
CS155.1	65	4/30/2015	\$ 15,550.60	CS155.3*	75	6/30/2016	\$ 163,270.95
CS155.1*	66	5/31/2015	\$ 2,121.00	Contract 1252	39	4/30/2015	\$ 1,174,889.06
CS155.1*	67	6/30/2015	\$ 1,180.00	Contract 1252	40	5/31/2015	\$ 236,920.00
CS155.1*	68	7/31/2015	\$ 7,137.00	Contract 1300	29	5/31/2016	\$ 9,391,685.00
CS155.1*	69	8/31/2015	\$ 1,805.00	Contract 1300	30	6/30/2016	\$11,293,900.00
CS155.1*	70	9/30/2015	\$ 1,583.00	CS149	83	12/31/2015	\$ 518,525.19
CS155.1*	71	10/31/2015	\$ 3,186.00	CS149	84	1/31/2016	\$ 486,103.25
CS155.1*	72	11/30/2015	\$ 203.00	CS149	85	2/29/2016	\$ 436,870.78
CS155.1*	73	12/31/2015	\$ 7,695.00	CS149*	86	3/31/2016	\$ 500,000.00
CS155.1*	74	1/31/2016	\$ 12,080.00	CS149*	87	4/30/2016	\$ 500,000.00
CS155.1*	75	2/29/2016	\$ 874.00	CS149*	88	5/31/2016	\$ 500,000.00
CS155.1*	76	3/31/2016	\$ 326.00	CS149*	89	6/30/2016	\$ 500,000.00
CS155.1*	77	4/30/2016	\$ 246.00	CS156.1*	62	1/31/2016	\$ 69,532.98
CS155.1*	78	5/31/2016	\$ 1,843.00	CS156.1*	63	2/29/2016	\$ 68,879.96
CS155.1*	79	6/30/2016	\$ 1,843.00	CS156.1*	64	3/31/2016	\$ 84,968.44
CS155.2*	70	12/31/2015	\$ 240,756.00	CS156.1*	65	4/30/2016	\$ 75,702.19
CS155.2*	71	1/31/2016	\$ 172,443.00	CS156.1*	66	5/31/2016	\$ 73,400.47
CS155.2*	72	2/29/2016	\$ 192,843.00	CS156.1*	67	6/30/2016	\$ 55,832.00
				other accruals*		6/30/2016	\$ 1,257,601.03
							* Estimated Amount
							\$30,980,986.55

2. CONTINGENCY ALLOCATIONS AND USAGE

The current Total Project Contingency is **\$79.71 million**, which is a \$19.71 million favorable balance against the current Minimum Contingency level of \$60 million. The Contingency Drawdown Curve is shown in Report 7.3. Follows by Report 7.4 Contingency Management Trend Report with the Remaining Contingency after Approved Changes Deducted contingency items in column "I".

In this reporting period, Contract 1252 Tunnel and Contract 1300 Station have not processed any contract modifications. Refer to Report 7.5 for approved contract modifications and potential changes.

3. BUDGET TRANSFERS

No budget transfers in this reporting period.

4. FORM B

The Utilities Joint Trench Form B Details is listed in the Table A2 below. Total utilities joint trench Form B Reimbursement payment to three construction contracts is \$10.98 million.

TABLE A2: UTILITIES JOINT TRENCH FORM B DETAILS	[A] Mar 2015 BUDGET	[B] EXPENDED TO DATE	Associated Cost Account
1.3.491.07.040.02 - FORM B - CN1250 UTILITY REIMBURSEMENT	(2,275,419)	2,463,325	1.3.081.07.040.02 - 1UTL:SITWORK: UTILITIES & RELOC
1.3.491.08.040.02 - FORM B - CN1251 UTILITY REIMBURSEMENT	(7,618,412)	3,608,217	1.3.082.08.040.02 - 2UTL:SITWORK:UTILITIES&RELOCATE
1.3.491.02.040.02 - FORM B - CN1252 UTILITY REIMBURSEMENT	(254,050)	4,256,660	1.3.083.02.040.02 - TUNN:Sitework:Utilities & Relocate
1.3.491.04.040.02 - FORM B - CTS: CN1300 UTILITY REIMBURSEMENT	(451,703)		
1.3.491.09.040.02 - FORM B - STS: CN1300 UTILITY REIMBURSEMENT	(1,000,000)		
1.3.491.03.040.02 - FORM B - UMS: CN1300 UTILITY REIMBURSEMENT	(528,370)	428,712	1.3.084.03.040.02 - UMS.1253: SITE UTILITIES, UTILITY RELOCA
1.3.491.05.040.02 - FORM B - YBM: CN1300 UTILITY REIMBURSEMENT	(100,000)	221,203	1.3.086.05.040.02 - YBM.1255: SITE UTILITIES, UTILITY RELOCA
TOTAL	(12,227,954)	10,978,116	

5. EARNED VALUE (EV) ANALYSIS

In June 2016 Report, the Preliminary Earned Value Analysis reports is based on the SFMTA June Schedule Update. The Planned Value, Earned Value, Actual Cost, Percent Complete and resulting indexes as follows:

Preliminary June Earned Value

Overall Budgeted Cost:	\$1,578,300,000
Planned Value:	\$1,224,554,880
Earned Value:	\$954,946,137
Actual Cost:	\$955,093,287
Schedule Performance Index (SPI):	0.78
Cost Performance Index (CPI):	1.00
Percent Complete:	60%

SFMTA, EV Chart

June 30, 2016 Update

Activity ID	Activity Name	Start	Finish	Performance % Complete	Budgeted Total Cost	Planned Value Cost (PV)	Earned Value Cost (EV)	Actual Total Cost (AC)	CFI	SPI
CENTRAL SUBWAY PROJECT										
		06/03/03 A	08/11/21	60.45%	1,578,300,000.14	1,224,554,880.10	954,946,137.30	955,093,267.09	1.00	0.78
	Preliminary Engineering Phase	06/03/03 A	01/07/10 A	100%	46,542,061.02	46,542,061.02	46,542,061.02	46,542,060.88	1.00	1.00
	Final Design	01/08/10 A	06/17/13 A	100%	115,075,987.06	115,075,987.06	115,075,987.06	114,307,464.66	1.01	1.00
	Light Rail Vehicles	04/15/13 A	12/11/18	8.25%	26,385,653.00	2,177,131.58	2,177,131.58	2,147,823.88	1.01	1.00
	Real Estate	08/01/08 A	06/27/16	80.31%	37,405,895.00	33,509,433.44	30,041,759.16	30,540,101.28	0.98	0.90
	Construction Phase	01/03/10 A	07/21/19	56.6%	1,328,140,481.06	1,027,250,267.00	761,109,198.48	761,555,816.39	1.00	0.74
	Construction Support and Costs	01/03/10 A	07/21/19	45.62%	199,862,649.06	95,514,948.80	91,172,398.73	101,738,040.39	0.90	0.95
	Construction Utility Contract #1- MOS & Portal CN-12	01/04/10 A	05/23/11 A	100%	11,968,150.00	11,968,150.00	11,968,150.00	11,968,150.00	1.00	1.00
	Construction Utility Contract #2 - UMS CN-1251	01/12/11 A	10/15/12 A	100%	20,794,582.00	20,794,582.00	20,794,582.00	20,794,582.00	1.00	1.00
	Construction Tunnels CN-1252	06/08/11 A	06/28/16	93.05%	235,913,500.00	251,069,472.16	233,608,894.26	234,881,397.00	0.99	0.93
	Construction CN-1300	06/03/13 A	05/26/19	46.87%	659,601,400.00	647,903,114.04	403,565,173.47	392,173,647.00	1.03	0.62
	Unallocated Contingency	02/25/19	08/07/19	0%	24,749,923.00	0.00	0.00	0.00	0.00	0.00
	Project Management	08/07/19	08/11/21	0%	0.00	0.00	0.00	0.00	0.00	0.00

The preliminary Contract 1300 cost shows Earned Value Cost \$12M higher than Actual Cost.

Earned Value Analysis and Definitions

SPI is a measure of schedule efficiency on a project. It is the ratio of earned value (EV) to planned value (PV). A SPI equal to or greater than one indicates more work was completed than planned and a value of less than one indicates less work was completed than planned. A value of less than 0.9 is unfavorable.

CPI is a measure of cost efficiency on a project. It is the ratio of earned value (EV) to actual cost value (AC). A CPI equal to or greater than one indicates a cost under run and a value of less than one indicates a cost overrun. A value of less than 0.9 is unfavorable.

The following earning rules are established for each of the phase:

Cost Element Group	Planned Value (Primavera)	Earned Value (Primavera)	Actual Cost (SFMTA Cost Accounting (SAP))
Prelim. Engineering	Expenditure Plan Level of Effort (LOE)	Equals to Planned Value (LOE)	Time Keeping; Vendor Accruals and Invoices
Final Design	Expenditure Plan Level of Effort (LOE)	Equals to Planned Value (LOE)	Time Keeping; Vendor Accruals and Invoices
Procurement	Planned Delivery Date	Actual Delivery Date	Time Keeping; Vendor Accruals and Invoices
Real Estate	Expenditure Plan Level of Effort (LOE)	Equals to Planned Value (LOE)	Time Keeping; Vendor/ Material Accruals and Invoices
Construction	Schedule of Work	% Complete* x Budget at Completion (BAC)	Vendor Accruals and Invoices
Sub-Total	Performance Measurement Baseline (PMB)	Total Earned Value	Total Actual Cost
Below the Line	+ Contingency		
Total	Approved Budget		

6. FUNDING SUMMARY

The Funding Available Table below shows the total awarded funds to date vs. the total committed funds from the Project’s seven funding sources.

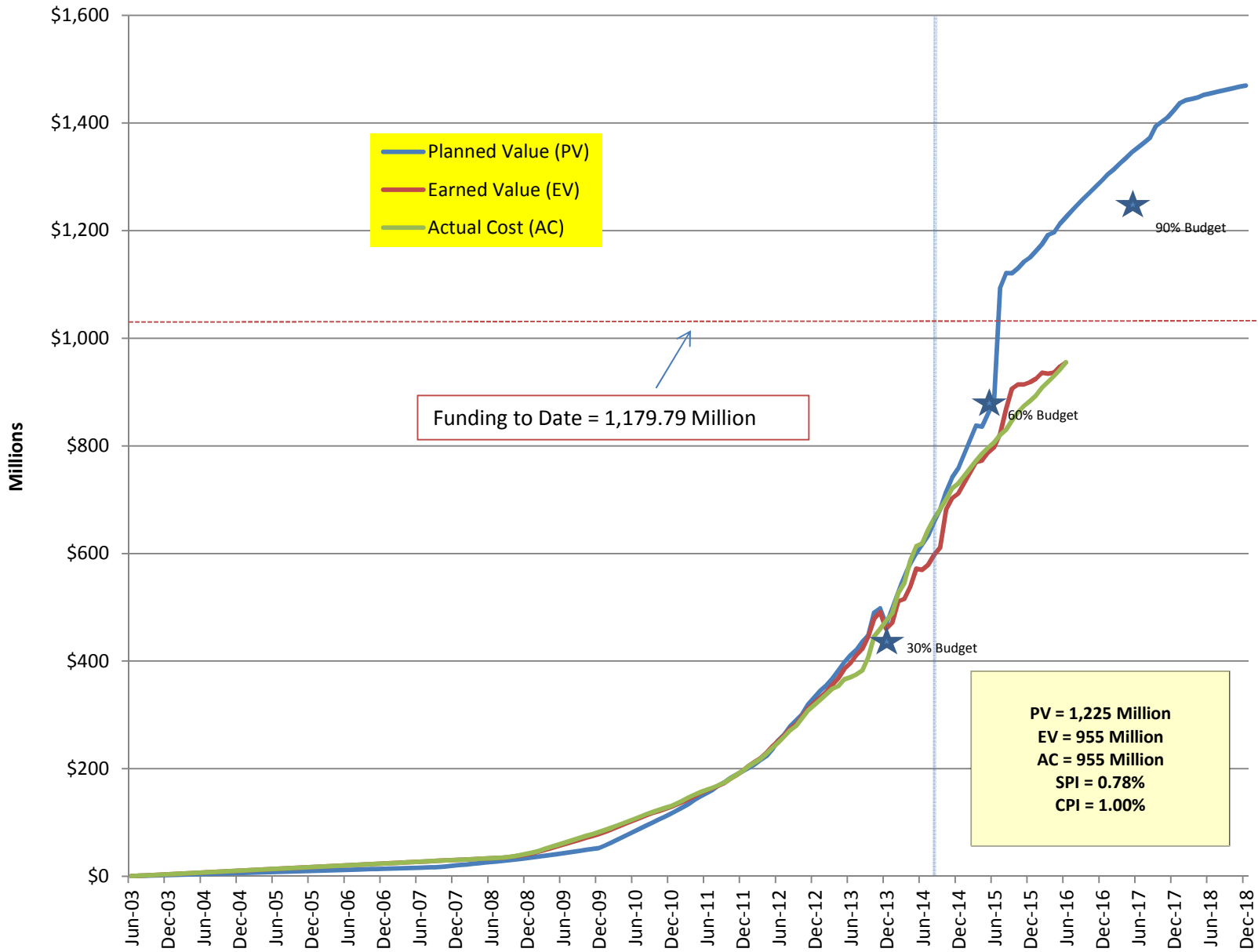
Funding Available Table		
	Funding	
	Committed Funding Sources	Total Awarded Funds to Date
Federal		
Sect. 5309-NS	\$942,200	\$619,196
CMAQ	\$41,025	\$41,025
Federal Subtotal	\$983,225	\$660,221
State		
TCRP	\$14,000	\$14,000
State RIP	\$88,000	\$12,498
Prop. 1B (I-Bond) PTIMSE	\$307,792	\$307,792
Prop. 1A (HSR-Bond)	\$61,308	\$61,308
State Subtotal	\$471,100	\$395,598
Local		
Prop. K	\$123,975	\$123,975
Local Subtotal	\$123,975	\$123,975
CPT 544 Total	\$1,578,300	\$1,179,794

7. LIST OF COST REPORTS

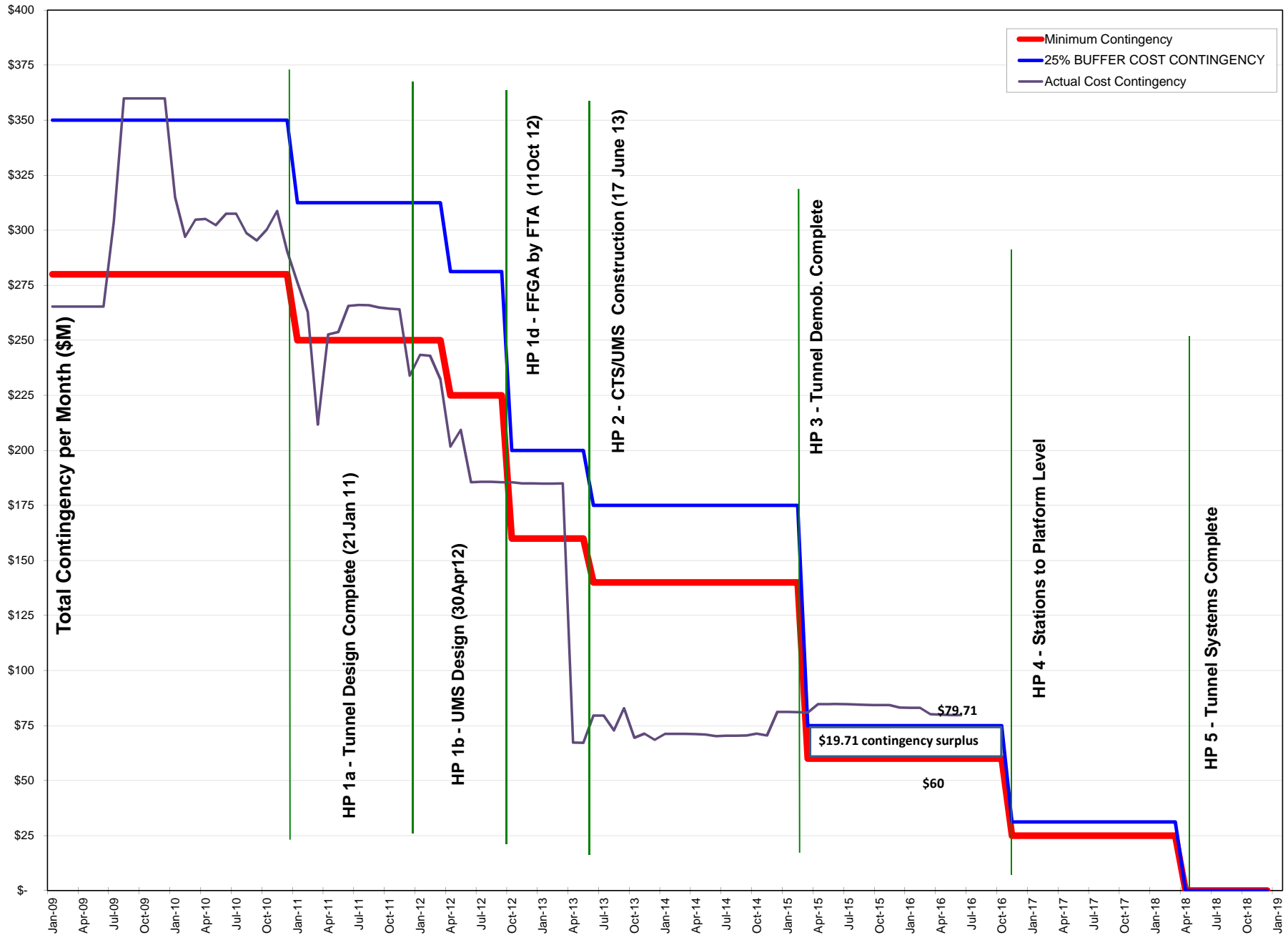
- 7.1 Program Project Budget
- 7.2 Earned Value Cash Flow
- 7.3 Contingency Drawdown Curve
- 7.4 Summary Contingency Management Trend Report
- 7.5 Detail Contingency Usage Report
- 7.6 Budget Revisions: Report sorted by Construction Packages & Soft Costs
- 7.7 Project Budget & Expenditure Report: Sorted by SCC Summary
- 7.8 Budget & Expenditure Report: Sorted by SCC Details
- 7.9 Detail Monthly Expenditure Report: grouped by Project Phase
- 7.10 Cost Report Notes

A. Central Subway Project							
Project	Name	Amount	PM	Funding Source	Reporting	Cost Report	Notes
1	CPT544 Central Subway Project	\$1,578,300,000	J. Funghi	62% Fed, 30% State, 8% Local	yes		1
Total:		\$1,578,300,000					
B. Related SFMTA Capital Improvement Projects							
Project	Name	Amount	PM	Funding Source	Reporting		
2	CPT690 TBM Retrieval Shaft Relocation	\$9,700,000	Funghi/Magyar	MTA Operating Funds	no		2
3	CPT718 Chinatown Metro Plaza	\$6,980,000	J. Funghi	Transbay Redevelopment	no		3
4	CPT665 Central Subway Project - Goodwill	\$2,367,750	K. Magyar	I-Bond Interest	no		4
5	CPT705 MOH - Broadway/Sansome	\$8,000,000	K. Magyar	MTA Operating Funds	no		5
Total:		\$27,047,750					
C. Central Subway Project - Project Offset Credits							
	From	Amount	Index	Notes	Reporting		
1	2009-2016 Utility Co. - Form B Reimbursement	\$12,227,954	--	Construction contracts	yes		6
2	2017-2019 PG&E - Power Feed Reimbursement	\$7,624,540	--	Not yet bill PG&E	yes		7
3	6/26/2013 BART Elevator	\$90,000	68CPT544135B	Not yet rec'd BART Funds	yes		8
4	11/6/2013 Tutor Perini - CAD Files	\$2,500	68CPT5441236	Deposit to Design Index	yes		9
5	1/27/2014 SFPUC - Sewer Main	\$2,925,296	68W251	Certified in Contract 1300	yes		10
6	8/27/2014 SFMTA Traffic Effectiveness Project funded	\$694,651	68W324/686D42	Contract 1252 CMod #40	yes		11
7	9/27/2014 SFPUC - 24" Water Main	\$328,857	68CPT544135A	Contract 1252 CMod #41	yes		12
8	2/15/2015 Chinatown Plaza Construction Estimate	\$75,000	68CPT7181341	Contract 1300 CMod #6	yes		13
9	3/27/2015 SFPUC - 24" Water Main Additional Work	\$112,102	68W409	Contract 1252 CMod #48	yes		14
10	3/15/2016 Support for North Beach Restoration, OCS and Streetlighting	\$155,468	68T7373342D2/D3	Contract 1252 CMod #51	yes		14a
Total:		\$24,236,368					

Earned Value Cash Flow Curve



Cost Contingency Drawdown



COST ELEMENT	CONTRACT COST					CONTINGENCY					BUDGET	VARIANCE	Cost Report Notes
	ORIGINAL CONTRACT VALUE / September 2013 SUPPLEMENTAL BUDGET	APPROVED CHANGES	CURRENT CONTRACT VALUE	POTENTIAL CHANGES	ESTIMATE AT COMPLETION (EAC)	ORIGINAL CONTINGENCY / Sep 2013 SUPPLEMENTAL CONTINGENCY (Exclude CN 1250 & CN1251)	CONTINGENCY ADJUSTMENT TRANSFERS	REVISED AUTHORIZED CONTINGENCY (Exclude CN1250 & CN1251)	REMAINING CONTINGENCY AFTER APPROVED CHANGES DEDUCTED [h - b]	REMAINING CONTINGENCY AFTER POTENTIAL CHANGES DEDUCTED [i - d]	ORIGINAL CONTRACT VALUE + REVISED AUTHORIZED CONTINGENCY [a + h]	BUDGET - ESTIMATE AT COMPLETE [j - e]	
	a	b	c [a + b]	d	e [c + d]	f	g	h	i	j	k		
SCC 10-50 CONSTRUCTION CONTRACT PACKAGES													
1250 UTILITY RELOCATION PACKAGE #1 <i>Contract 1250 Department of Technology</i>	9,273,939 166,756	2,694,211	11,968,150 166,756		11,968,150 166,756	1,953,377	740,834	2,694,211			11,968,150 166,756		15
1251 UTILITY RELOCATION PACKAGE #2 <i>Contract 1251 Department of Technology</i>	16,832,550 75,615	3,962,032	20,794,582 75,615		20,794,582 75,615	5,367,297	(1,405,265)	3,962,032			20,794,582 75,615		16
1252 GUIDEWAY TUNNEL	233,584,015	1,829,687	235,413,702	170,654	235,584,356	23,658,464	(21,328,979)	2,329,485	499,798	329,144	235,913,500	329,144	17
1300 STATIONS	839,676,400	3,259,676	842,936,076	22,870,875	865,806,951	20,000,000		19,925,000	16,665,324	(6,205,551)	859,601,400	(6,205,551)	18
1253 UNION SQUARE/MARKET ST STATION [UMS]	294,030,590	191,294	294,221,884	16,049,316	310,271,200	5,000,000		5,000,000	4,808,706	(11,240,610)	299,030,590	(11,240,610)	19
1254 CHINA TOWN STATION [CTS]	247,567,810	2,677,458	250,245,268	3,386,322	253,631,591	5,000,000	(75,000)	4,925,000	2,247,542	(1,138,781)	252,492,810	(1,138,781)	19
1255 YERBA BUENA/ MOSCONE STATION [YBM]	158,089,000	(1,073,031)	157,015,969	3,368,649	160,384,618	5,000,000		5,000,000	6,073,031	2,704,383	163,089,000	2,704,383	
1256 SURFACE TRACKWORK & SYSTEMS [STS]	139,989,000	1,463,954	141,452,954	66,589	141,519,543	5,000,000		5,000,000	3,536,046	3,469,457	144,989,000	3,469,457	
OTHER	31,233,501		31,233,501	0	31,233,501	1,160,000		1,160,000	1,160,000	1,160,000	32,393,501	1,160,000	
SCC 10 - 50 Construction Sub-total	1,130,842,776	11,745,605	1,142,588,381	23,041,529	1,165,629,910	44,818,464	(21,403,979)	23,414,485	18,325,122	(4,716,407)	1,160,913,503	(4,716,407)	
SCC 60-80 SOFT COSTS PACKAGES													
60 ROW, LAND, EXISTING IMPROVEMENTS	36,511,799	(4,265,478)	32,246,321		32,246,321	1,000,000	4,265,478	1,000,000	5,265,478	5,265,478	37,511,799	5,265,478	20
70 VEHICLES	24,108,712	(10,799,712)	13,309,000		13,309,000	2,276,941	10,799,712	13,076,653	13,076,653	13,076,653	26,385,653	13,076,653	21
80 PROFESSIONAL SERVICES	310,518,041		310,518,041		310,518,041	18,221,079		18,221,079	18,221,079	18,221,079	328,739,120	18,221,079	
SCC 60 - 80 Construction Sub-total	371,138,552	(15,065,190)	356,073,362		356,073,362	21,498,020	15,065,190	32,297,732	36,563,210	36,563,210	392,636,572	36,563,210	
SCC 90 UNALLOCATED CONTINGENCY						3,845,945	21,134,447	24,980,392	24,749,924	24,749,924	24,749,924	24,749,924	22
TOTAL	1,501,981,328	(3,319,585)	1,498,661,743	23,041,529	1,521,703,272	70,162,429	14,795,658	80,692,609	79,638,256	56,596,727	1,578,299,999	56,596,727	
											Total Project Budget	1,578,300,000	23
											Estimate At Completion	1,521,703,272	24
											Variance	56,596,727	25

Note #17 - Adjusted Contract 1252 Guideway Tunnel contingency "column g" to reflect construction contract modifications #20, #40, #41, #48 and #51 were funded by other funding sources.

Contract Modification/Trend Log - Contract 1252 Tunnel

Awarded NTE Amount: \$233,584,015.00
Substantial Completion: 4/15/2015

Revised NTE Amount \$235,413,701.67
Revised Substantial Completion 4/15/2015

Contract Modifications			Amount	
No.	Description	COR/PCC No.	CMod	Contract NTE
1	Amendment of Insurance Requirements	n/a	\$0.00	\$233,584,015.00
2	Amendment of General Liability Insurance Requirements	n/a	(\$3,040,713.00)	\$230,543,302.00
3	Relocation of PG&E Ductbank & Removal/Reinstall TODCO Scaffolding	CORs 10 & 29	\$6,633.37	\$230,549,935.37
4	Investigate 48" Pipe at UMS S. Headwall	PCC 9	\$75,000.00	\$230,624,935.37
5	LB/MOS Oil Filled Pipe Abatement and MOS Asbestos Pipe Abatement	CORs 7, 22 & 27	\$23,912.54	\$230,648,847.91
6	Arch. Support at MOS Station N. Headwall	COR 12	\$16,892.96	\$230,665,740.87
7	Revisions to MOS N. Headwall Elevation	PCC 1	\$20,358.23	\$230,686,099.10
8	UMS Reduced Duration	COR 21	\$0.00	\$230,686,099.10
9	48" Pipe Investigation and Removal at the UMS Headwalls	PCC 11	\$150,000.00	\$230,836,099.10
10	PG&E Impacts to Launch Box and Flagger	CORs 6 & 41	\$8,618.96	\$230,844,718.06
11	Bart Annex Wall	PCC 7	\$15,500.00	\$230,860,218.06
12	LB - Concrete Manhole and Slurry Pipe Removal	COR 38	\$3,820.84	\$230,864,038.90
13	Retrieval Shaft - Pipe/Duct Bank Removal	CORs 31, 47, 50, 58, 66	\$9,908.04	\$230,873,946.94
14	MOS - 16"Pipe Removal @ N/S Headwalls	CORs 39, 44	\$4,551.99	\$230,878,498.93
15	MOS - S. Headwall Asbestos Pipe Abatement	COR 26	\$27,629.64	\$230,906,128.57
16	UMS Utility Removal/Construct Wall	CORs 46, 48, 68	\$21,150.28	\$230,927,278.85
17	MOS - 16" Steel Pipe Removal at N/S Headwalls/Enlarge Tie-In Hole	CORs 73, 76, 81	\$5,056.63	\$230,932,335.48
18	SFWD Support Work	PCC 13	\$20,000.00	\$230,952,335.48
19	Additional BART Instrumentation	PCC 6	\$307,860.75	\$231,260,196.23
20	Relocation of Retrieval Shaft	PCC 10	\$5,150,000	funded by CPT690
21	Columbus Ave. Restoration	NA	\$261,057.00	\$231,521,253.23
22	LB - Jet Grout Quantity Overrun	COR 070	\$599,900.00	\$232,121,153.23
23	Old Navy - Comp. Grout DSCs	COR 079	\$259,373.00	\$232,380,526.23
24	SFWD Excavation, Support and Backfilling	PCC 13	\$13,982.00	\$232,394,508.23
25	Cross Passage 5 - VECP	COR 087	(\$2,674.00)	\$232,391,834.23
26	Various CORs	CORs 9, 24, 37, 45, 51, 61, 71, 77, 83, 99	\$73,700.00	\$232,465,534.23

Connecting people. Connecting communities.				
27	MOS – Reroute traffic signal lines / Equipment Standby	CORs 11, 17	\$80,719.00	\$232,546,253.23
28	PCC 12 - Comp.Grout Mtls., Accel. at R. Shaft, Haz. Mtls @ R.Shaft, Obst. at CSM panel W6 (NTE Amount CMod)	FA COs 006, 007, 008, 009	\$81,937.00	\$232,628,190.23
29	AWSS Conflict with Water Line, AWSS Restraining at Launch Box, AT&T Vault Conflict with Sewer Main	COR 1, 2, 3	\$73,045.00	\$232,701,235.23
30	MOS Headwall End-stops	COR 018	\$144,000.00	\$232,845,235.23
31	Launch Box - Slurry Wall Obstructions	COR 32, 34, 42, 43, 62, 65, 67	\$234,438.00	\$233,079,673.23
32	COR 8 + Markup - Associated w/ COR 001, COR 002, and COR 003	COR 1, 2, 3, 8	\$168,000.00	\$233,247,673.23
33	LB - Pre-Excavation for Slurry Walls	COR 015	\$125,000.00	\$233,372,673.23
34	Modifications to Tunnel Alignment at Market Street - Initial Design Costs	PCC 012 Part 1	\$39,930.00	\$233,412,603.23
35	Deleted AWSS Work at Union St. and Columbus Ave.	PCC 015	(\$187,181.00)	\$233,225,422.23
36	Curb Ramp Work at NE Corner of 4th and Harrison Streets (Force Account)	FA CO 011	\$5,023.00	\$233,230,445.23
37	Staging Yard Hazardous Material	COR 30, 54, 75	\$401,933.00	\$233,632,378.23
38	Modifications to AWSS Facilities at 4th and Bryant Streets	PCC 014	\$35,925.00	\$233,668,303.23
39	MOS N. Headwall Impacts, LB – Jet Grout Overrun	COR 85, 70	\$240,333.00	\$233,908,636.23
40	Culvert, Street & Sidewalk Restoration in N.Beach (includes QC testing)	PCC 20	\$694,651.00	funded by TEP
41	Install Water Main in North Beach	PCC 20	\$328,860.00	funded by SFPUC
42	UMS - Shoring Impacts due to 48" ATT Pipe at SW Headwall	COR 069	\$29,463.00	\$233,938,099.23
43	UMS Tangent Pile SRB-H DSC, UMS Jet Grout Column No. 18 DSC	COR 096, COR 102	\$60,870.00	\$233,998,969.23
44	Subcontractor Substitution	NA	\$0.00	\$233,998,969.23
45	Modifications to Tunnel Alignment - Construction Costs	PCC 12	\$883,693.00	\$234,882,662.23
46	MOS 20" Conflict with 16" AWSS @ South Headwall	COR 082	\$28,160.00	\$234,910,822.23
47	CDF Encasement on 42" RCP	COR 005	\$95,000.00	\$235,005,822.23
48	North Beach Water Main Additional Work	PCC 20	\$112,102.20	funded by SFPUC
49	Various CORS and FACOS; FACO 13-15, 17-19; COR 116, 118-121	FACO 13-15, 17-19; COR 116, 118-121	\$180,010.41	\$235,185,832.64
50	Contract Milestone Changes		\$0.00	\$235,185,832.64
51	PCC 020 - Supp 1 - North Beach Restoration, OCS and Streetlighting		\$155,468.17	funded by TEP
52	PCC 19 - Piping, Conduit and Casing at 4th Street Portal		\$11,678.00	\$235,197,510.64
53	COR 117 - Retrieval Shaft Impacts		\$30,278.08	\$235,227,788.72
54	Material Hardness at the Retrieval Shaft		\$166,182.81	\$235,393,971.53
55	PCC 020 - Supp 2 - North Beach Sewer Work		\$19,730.14	\$235,413,701.67
Sub Total:			\$1,829,686.67	

Pending Contract Modifications		COR/PCC No.	Estimated	
Description			Amount	Time
I	Other Pending Contract Modifications	Cmod # TBD	\$170,653.95	
Sub Total:			\$170,653.95	

Contract Modification/Trend Log - Contract 1300 Stations

Awarded NTE Amount	\$839,676,400	\$842,936,076
Substantial Completion	2/10/2018	2/10/2018

	UMS	CTS	YBM	STS	COST REPORT NOTES
Potential Changes	16,049,316	3,386,322	3,368,649	66,589	26
Forecasted - Trends	2,842,849	1,672,682	560,113	214,086	
Negotiation					
Change of date range to receive art	(10,001)				
UMS Geoprobe Credit	(15,600)				
UMS Powell St. Elevator Site Hazmat	16,028				
STS Traffic Signal and SL Changes				298,307	
STS Comm and Elec Cabinets Relocati				67,221	
YBM Delete Instrument & Monitoring			(50,195)		
STS - OCS Pole Changes				12,706	
UMS - PCC 027 (Escalator Barricade)	(9,227)				
CTS-FACO#39- Soil Testing cmplly OAB		5,478			
UMS-FACO #32 8" Waterline Conf NDSC	75,291				
UMS FACO #31 NDSC Incomplete PGE DB	165,944				
UMS-FACO #25 OCS Pole@ Market/Ellis	3,349				
UMS-FACO #19 Street Light at Stock.	2,361				
STS-FACO #48 Work Related St Lght				2,051	
UMS FACO #34 Becho Obstruct J Piles	7,435				
UMS FACO #45 Blocked Stubs PG&E	7,500				
UMS Transfer Instru BART Facilities	10,165				
CTS-PCC40 Plaza Surface Slab Pntrtn		5,525			
YBM PCC 41 Install #7 Box Clementin			38,501		
UMS Sewer Line Conflict	744,465				
UMS MRY Duct Bank-East Conflict	41,038				
STS Existing Fuel & Transite in MRY				18,342	
YBM COR 64 Buried sheet pile P-7			308		
USG COR 221 Conc. Reinf. Details	34,124				
USG COR 222 Shaft Wall Connections	170,189				
USG COR 227 Plaza Lvl. Sequence	200,001				
USG COR 261 8" Wall at Grid 11B	5,632				
USG COR 262 Maintenance Hatch Walls	339,310				
USG COR 264 Str. Steel Shop Dwgs.	5,001				
UMS COR 250 Macy's DSC	75,001				
USG COR 286 Shear Wall GL 13/B-C	25,001				
USG COR 274 Shear Wall at Grid 10	68,945				
USG COR 276 Escalator #1	10,001				
STS - Deletion of ARS (Revision 1)				(4,689,000)	

Contract Modification/Trend Log - Contract 1300 Stations

Awarded NTE Amount
Substantial Completion

\$839,676,400
2/10/2018

\$842,936,076
2/10/2018

	UMS	CTS	YBM	STS	COST REPORT NOTES
YBM COR 63 Buried objects in P-86			24,648		
STS COR 100 DSC Zayo PVC Conf w SW				80,082	
STS COR 210 WD pit size increase				21,988	
CTS COR 085 Addl FACO 10 Costs		13,267			
CTS PCC 001 Delete DB on Stockton		(84,018)			
STS COR #92 PG&E Vault Conf 12 AWSS				78,074	
UMS - PCC #29 (Concrete Wale Suppt)	41,424				
YBM COR 086 Side SW lat util conf			78,296		
CTS COR 041 FACO #4 JT Unid. Cond		28,026			
CTS COR 040 FACO 002 Connect (E) DB		16,936			
YBM COR 49 Buried timber piles			88,230		
CTS-COR#201 Swr Line & Station Roof		46,046			
YBM COR 115 C1250 unencased JT			9,843		
STS-COR #84 Sewer Cleaning and Dewa				3,598	
STS COR 272 Pier AWSS Conflict				24,287	
STS COR 258 WD/PVC Conflict				87,511	
STS COR 211 SW conf AWSS 4th/Freelo				4,561	
STS COR #229 Multi E Util Conf w N				8,284	
UMS COR 232 S.Walk Hatches RFI 240	744				
STS COR #88 Modify CBs and Culverts				4,395	
STS COR 101 Cleaning for non-78" SW				58,906	
STS COR 113 DSC PVC Conduit/WL Conf				11,997	
STS COR 164 DSC 8" AWSS Lat Conf 78				5,750	
STS COR #187 DB Conf w N 12 Water				37,012	
CTS COR 231 Sidewalk Hatches		9,917			
STS COR #241 2-In WD Line w Offset				5,386	
STS COR 254 DSC 4" Confl w 36" FM				25,197	
UMS COR 277 8" Steel line Asbestos	3,769				
STS COR 290 E CB PVC Confl WD AWSS				3,329	
STS COR #296 Mult E Util Confl AWSS				44,610	
UMS COR 301 Concr. Overpour and PVC	14,792				
UMS Remove Fire Hose Valve	2,016				
UMS - DCW and Hose Bibbs	29,159				
CTS PCC 061 Escalator Pit Provision		46,809			
STS PCC 063 Del ATT/TSIC/PGE on 4th				(36,495)	
STS COR 073 AWSS Incorrectly Shown				35,134	
STS COR 067 FACO #41 GW Lead Filter				22,695	

Contract Modification/Trend Log - Contract 1300 Stations

Awarded NTE Amount
Substantial Completion

\$839,676,400
2/10/2018

\$842,936,076
2/10/2018

	UMS	CTS	YBM	STS	COST REPORT NOTES
STS COR 037 FACO 037 30" FM Removal				63,972	
STS COR 090 Subsurface Obstrc				20,452	
STS COR 091 PG&E Vault Conf 16" Wtr				40,001	
STS COR 093 12" Water Conf 12" Tee				5,001	
STS COR 094 Unknown DB Conf 12" Wtr				20,001	
STS COR 074 AWSS Offset/Sewer Demo				108,384	
USG COR 363 Grid Line B Footing	10,001				
STS COR 198 NDSC Out of Spec Cover				8,123	
STS COR 367 DSC Conf w/ CP and FM				36,256	
STS COR 371 Conflicts w/ 12" AWSS				40,001	
UMS Roof Deck - Schedule Recovery	78,765				
STS PCC 066 Add CS ATCS Emer Stop B				208,058	
STS COR 387 Oil Line Confl SW MH				6,124	
UMS COR 391 AT&T Duct Bank Conflict	25,001				
USG COR 365 Elevator Hoist Beam	50,001				
UMS COR 389 4" Steel line asbestos	20,001				
YBM COR 390 RFI 1654 Chip Headwall			55,602		
STS COR 392 Util at 4th-Town SW MH				13,246	
YBM Sidewalk Bulb-out at Stair#1			83,937		
USG - PCC #030 (US Garage Underpin)	761,896				
USG COR 397 Duct Trench at Level 4	5,001				
USG COR 384 Slab on Grade Depressio	100,001				
UMS COR 434 Stress of Perm. Struts	926,676				
STS COR 409 Conc in confl w/ (N) FM				3,722	
STS COR 416 Conc DB/wall/lines conf				81,783	
USG COR 435 Work Stoppage	50,001				
USG Hydrant Relocation on Geary St.	65,163				
USG COR 415 Glass Roof Steel Elev.	10,001				
STS PCC 077 Tunnel Sump Pump Upgrad				11,147	
UMS Preload Rqmt for Concourse	1,350,001				
USG Door Openings in Shear Walls	41,774				
UMS COR 466 Asbestos Conduit	21,344				
UMS COR 417 Redesigned Manhole	14,385				
STS COR 469 SW Cleaning 4th/King				1,836	
YBM COR 485 Issues with N S Headwal			30,001		
USG Removal of Existing Column	4,116				
YBM PCC 79 Install 12in WM to Howar			136,576		

Contract Modification/Trend Log - Contract 1300 Stations

Awarded NTE Amount
Substantial Completion

\$839,676,400
2/10/2018

\$842,936,076
2/10/2018

	UMS	CTS	YBM	STS	COST REPORT NOTES
YBM COR 95 UST Removal Folsom			196,000		
YBM COR 54 Conc obst 20" cut & cap			56,654		
YBM COR 230 Change load Bilco hatch			15,119		
YBM COR 249 Utility conflicts Folso			93,425		
UMS FACO #29 BART Hazmat Abatement	22,884				
STS COR 089 Extra Sewer Work				29,468	
USG PCC 73 Acceleration of Work	102,203				
YBM COR 50 Contam soil along H Line			39,560		
STS COR 480 Conc confl w (N) FM				886	
YBM COR 248 Transite pipe Folsom			1,501		
YBM COR 46 Add analy tests by AEW			3,655		
USG COR 551 Additional Waterstops	15,001				
UMS COR 493 Steel Shape Inside Pile	25,001				
UMS COR 516 Utilities and Slab at G	7,826				
UMS COR 510 6" VCP Side Sewer	19,696				
STS COR 519 Re-pressure test WD				2,739	
STS COR 523 AV & GV on 8" WD Main				1,601	
STS COR 530 Tunnel Track Machine				20,064	
STS PCC 084 Removal of ATT DB & Vau				282,345	
YBM PCC 88 Extend 24" WM to Howard			116,937		
YBM PCC 90 Replace Bollards on 4th			9,677		
USG COR 554 Reinforcing Design	10,001				
UMS Grade 50 Steel in Lieu Grade 70	572,884				
STS Tunnel Lowering				109,224	
UMS COR 565 GEN Emer Vent Design	500,001				
CTS COR 171 Mismarked gas line		14,581			
STS COR 562 WD offsets around basin				25,534	
STS COR 571 Brk struc confl w/ AWSS				1,648	
UMS COR 578 Elev./Escalator Monitor	25,001				
UMS COR 579 Elevators 1-4 SFFD	25,001				
STS COR 584 Debris confl w/ culvert				11,569	
UMS COR 591 Escalators and Stairs	100,001				
UMS COR 595 Fuel Tank S. of Geary	53,566				
UMS COR 600 Hydrocarbon Odor	50,001				
UMS - PCC #31 (USG HVAC Trench Mod)	186,511				
CTS PCC#25 Stairs 5, 6, 7 Mods		21,672			
YBM COR 116 Archaeological Discovery			124,268		

Contract Modification/Trend Log - Contract 1300 Stations

Awarded NTE Amount
Substantial Completion

\$839,676,400
2/10/2018

\$842,936,076
2/10/2018

	UMS	CTS	YBM	STS	COST REPORT NOTES
YBM PCC 82 Delete Scope Due to Hote			(38,294)		
STS PCC #51 Inventor Tmp Crossover				23,420	
STS Track Switch Machine Change				391,909	
STS COR 369 STS conf w/ SW @ Welsh				4,515	
STS COR 520 Lat Conf AWSS				3,867	
STS COR 522 Thickened Str. Stan				5,217	
YBM COR 566 WD Tie-In @ Folsom			6,302		
STS COR 601 Conc Enc in cn. w W lin				2,827	
STS COR 641 SW delay due to conf ut				10,025	
USG COR 649 16 line Jet Grout Clafc	500,001				
YBM PCC 76 AWSS, SSFM, WM Design			627,854		
CTS - PCC #036 (CMU Wall Bracing)		19,552			
UMS COR 636 Bi-Fold Door Tube Steel	24,911				
UMS PCC 100 Waterproofing and Drain	254,532				
USG COR 654 Plaza Level Tie-In	10,001				
UMS COR 652 Elev. 1 & 2 Cond. Shaft	10,001				
UMS COR 661 Card Acc & Dr alrm Pnts	10,001				
YBM COR 45 Abandoned sewer not slur			7,492		
UMS COR 673 Elation System Changes	10,001				
UMS COR 674 1.5 in Vertical Drain	10,001				
STS COR 657 Tunnel Ca Bsn Dsn Chang				20,001	
UMS COR 678 Drain Piping Size	10,001				
UMS COR 690 Fire Alram Annunciator	10,001				
UMS COR 696 Use 2.5 Inch Conduit	10,001				
CTS COR 695 Mod to Grondng System		10,001			
STS COR 664 Threaded Dowels				10,001	
UMS COR 689 Pil Ovstrss at Outrigrs	10,001				
UMS COR 712 Utlty Undrping Moniting	10,001				
YBM COR 711 Conduit for AC Swichgea			10,001		
UMS COR 710 Alrm Sys Dsgn & Asso Mt	10,001				
UMS COR 709 Potbl Gen Tap Box	10,001				
CTS COR 706 Glas Canpy Trench Drain		10,001			
UMS COR 645 Notch Wales at N. HWall	107,736				
STS COR 634 Forc Mn Dsn PCO 329				132,332	
CTS COR 640 East Leg swer Spline		61,264			
UMS COR 687 Trant Pipe at St 134+00	10,001				
USG PCC 68 Ramp Barriers Handrail	33,214				

Contract Modification/Trend Log - Contract 1300 Stations

Awarded NTE Amount
Substantial Completion

\$839,676,400
2/10/2018

\$842,936,076
2/10/2018

	UMS	CTS	YBM	STS	COST REPORT NOTES
UMS COR 635 Plza Lvl Bm to Cnc Wall	10,001				
UMS COR 726 Beam 213 Stair Opening	10,001				
UMS COR 730 Pltf Strt Lvl Stn & Elv	10,001				
UMS COR 729 N&S Uti House Adv Ltbox	10,001				
YBM COR 732 Rstroom Fcily Wall Revs			10,001		
UMS COR 735 Geary St Wall Footing	10,001				
USG COR 734 Casing Column Conflict	10,001				
YBM COR 727 Elev Unts 1&2 Mach Room			10,001		
UMS COR 279 SFMTA CSP Field	10,001				
UMS COR 738 Unfishd Sur @ Seis Jnts	10,001				
UMS COR 612 4" Top Ovr Ligt Wt Conc	10,001				
UMS COR 743 Ovrhd Bi-Fold Door SDs	10,001				
STS COR 744 Roadway Luminaire				10,001	
USG COR 746 Plza Lvl 11B 8" Cnc Wal	10,001				
USG COR 745 14 line wall Tube Suprt	10,001				
UMS COR 748 Emsl Seismic Joint Seal	10,001				
Proposed Contract Change (PCC)					
UMS - Relocation of TS Cabinet	32,275				
YBM_CTS PCC 33 Platform Gate Revisio			47,057		
CTS - Removal of Bus Bulb		15,997			
CTS Delete PGE Work at Vault 732		(50,000)			
UMS MRY Duct Bank-West	54,981				
Deletion of ARS (Part II)				(600,001)	
YBM PCC 56 OCS Pole Foundations			551		
CTS PCC 067 Wall Shift North Access		(1,097)			
CTS PCC 050 Chinatown Plaza		0			
UMS Jet Grout at O'Farrell	35,001				
YBM PCC 37 SFAC Node Sculpture			100,001		
YBM PCC 59 Pavers Basis of Design			20,001		
UMS Locate PG&E Conduits	20,001				
CTS PCC 083 Switchgear Breakers		30,001			
YBM PCC 85 Ticketing Hall Changes			100,001		
UMS PCC 86 Headwall Soffit Pile	20,001				
USG PCC 87 Tiebacks, L2, GL 14-15	40,001				
USG PCC 89 E. Light Pole Foundation	2,501				
UMS PCC 71 Rerouting of Slab Drains	0				
YBM PCC 91 Concourse Beam Revision			0		

Contract Modification/Trend Log - Contract 1300 Stations

Awarded NTE Amount	\$839,676,400	\$842,936,076
Substantial Completion	2/10/2018	2/10/2018

	UMS	CTS	YBM	STS	COST REPORT NOTES
UMS PCC 092 (GEN) TME Tracking Form	2,501				
UMS PCC 93 Ellis Deck Seismic Joint	10,001				
UMS Repair MRY Ductbank Y Connection	0				
STS PCC 095 Frame/Grate Change				(50,001)	
YBM PCC 97 Change Concourse Opening			30,001		
YBM PCC 099 Glass Art Changes			30,000		
CTS PCC 98 Slurry Wall Wr Proofing		20,001			
USG PCC 101 Elev. Machine Rooms	0				
USG PCC 102 Fire Horn-Strobe	0				
UMS PCC 103 PG&E S.light at Maiden	0				
CTS PCC 104 Water Leak NE HH		20,001			
UMS PCC105 Adj to Row X and Row Y	10,001				
UMS PCC 106 Edge of Slab for 8" Con	10,001				
UMS PCC 107 Light Pole Footings	10,001				
UMS PCC 108 Con Wok chges du to DSC	10,001				
UMS PCC 109 Rein Dtls for Struc Con	10,001				
STS PCC 096 Rev 2 - 4th St SW Lining				50,001	
UMS PCC 110 Term of Built Up Colus	10,001				
UMS PCC 111 Conc Cemo & Rev Con Dtl	10,001				
UMS PCC 112 Glass Walk Roof System	10,001				
UMS PCC 113 Elv/Esc Pit Floor Slope	10,001				
STS PCC 114 Stdpipe & Cond @ Portal				30,001	
UMS PCC 115 Decking Support WT	0				
USG PCC 116 Demo Column, Const Beam	0				
UMS PCC 118 Elevator Hoist Beams	0				
CTS PCC 120 Prov Cond-Lft-net Systm		0			
STS PCC 121 PG&E Pnts Streetlightig				0	
UMS PCC 122 Drain Piping Grout Dtls	250,001				
Change Order Request (COR)					
UMS DSC Existing Piles at 136+50	100,000				
STS-FACO #47 Sewer Related Work Pt2				33,898	
UMS-FACO #30 NDSC Inadequate CDF	157,462				
STS- AT&T Conduit Changes				22,290	
STS COR 145 DSC PVC Conduits Conf				1,276	
CTS COR 255 Additional Instruments		429,777			
STS COR 270 SW AWSS Conflict				8,280	
STS COR 297 TC for Track Work at 4t				150,001	

Contract Modification/Trend Log - Contract 1300 Stations

Awarded NTE Amount
Substantial Completion

\$839,676,400
2/10/2018

\$842,936,076
2/10/2018

	UMS	CTS	YBM	STS	COST REPORT NOTES
UMS COR 110 DSC Obst. at JG Columns	1,760,320				
UMS COR 300 14 HDPE at Geary	(307)				
CTS COR 305 Abandon OBW-CTS-03		1,790			
CTS COR 372 DSC Potholing @ N Acces		9,846			
STS COR 402 3x5 SW Confl w/ VCP SW				10,001	
UMS COR 403 Waterproofing at BART	63,285				
STS COR 404 Contam Soil in MRY DB				12,303	
YBM COR 267 Design for S.walk Hatch			10,848		
STS COR 401 AWSS Layout 4th/King				295,269	
STS COR 406 Addtl TC at 4th/King				675,001	
STS COR 411 Delay 8" WL miss serv				7,501	
CTS COR 405 Hydrocarbons in HH		17,485			
CTS COR 408 MSX Termination		191,291			
CTS COR 437 Unanticipated Elec @ Sh		50,001			
CTS COR 445 3x5 w/ HDPE/PVC Inside		10,001			
CTS COR 450 Switchgear Cubicles		100,001			
STS COR 451 PGE Vlt WD Line Confl				30,001	
STS COR 454 Addtl Conflicts w/ 8" W				120,001	
STS COR 455 Conflicts w/ 8" WD Line				10,001	
STS COR 456 Conflicts w/ MRY Poles				20,001	
UMS COR 393 Wrap 14" Sewer Line	4,131				
STS COR 461 WD Confl w/ Mult Utilit				100,001	
STS COR 475 Removal of Fiber Optic				1,101	
STS COR 476 Conc DB Conf w/ FH				25,001	
STS COR 500 Tunnel Monuments				5,001	
CTS COR 526 Connection b/t Wall & D		25,001			
CTS COR 527 Connection b/t Wall/Dec		25,001			
STS COR 531 ATT Confl w/ 36" FM				25,001	
STS COR 536 Util in Conf w 36" FM				66,287	
STS COR 558 CB in conf w AWSS				3,001	
STS COR 563 Utils conf w new AWSS				377	
STS COR 491 Util in conf w/ 10" VCP				10,001	
CTS COR 529 Rock Mass at Elev 37'		25,001			
YBM COR 564 Concrete Encased PG&E			0		
CTS COR 568 CMOD 019 Reservations		300,001			
STS COR 570 Slab confl w/ AWSS				3,001	

Contract Modification/Trend Log - Contract 1300 Stations

Awarded NTE Amount
Substantial Completion

\$839,676,400
2/10/2018

\$842,936,076
2/10/2018

	UMS	CTS	YBM	STS	COST REPORT NOTES
CTS COR 574 Escalator supports		1			
UMS COR 575 Pre-Load of Perm.Struts	0				
YBM COR 581 SFFD Montor Panel			0		
YBM COR 586 Concrete Block @ Folsom			10,001		
UMS COR 594 Utilities @ O'Farrell	3,473				
YBM COR 580 Elev./Escalator Monitor			0		
YBM COR 597 Power Circuits for CCTV			0		
YBM COR 598 Power Circuit for CCTV			0		
YBM COR 599 Elect for HVAC VRV's			0		
STS COR 447 Added Exc for SFWD POC				29,423	
STS COR 533 Conc wall confl util				39,170	
STS COR 559 Temporary Trolley Pole				15,001	
STS COR 567 Loct of Plinth Breaks				10,001	
YBM COR 572 Kiosks on Platform Lvl			8,060		
CTS COR 582 Monitor at Agent Booth		25,001			
CTS COR 583 Elev 1-4 SFFD monitor		25,001			
YBM COR 589 Escalators 3, 4, and 7			0		
STS COR 604 Duct Bank in conf. w se				10,001	
STS COR 606 PDS Mounting Brackets				10,001	
STS COR 609 Damaged MRY Conduit				10,001	
STS COR 613 Unknown Duct Bank				3,001	
STS COR 614 Pole ftg confl w FM				6,001	
STS COR 615 Sump Pump Pit Cover				1,044	
UMS COR 617 Material North of Geary	50,001				
STS COR 618 Add Exc added 4" Gate				10,183	
STS COR 619 Added WD POC Excavation				5,372	
STS COR 621 Additional WD Exc. per				26,293	
STS COR 623 Unkn Con Structure				5,001	
UMS COR 637 Fling the area abv piles	1				
STS COR 639 Util conf w/ 12" AWSS				10,001	
UMS COR 646 Add. Floor Drain	6,504				
UMS COR 648 Water Proof under swalk	50,001				
STS COR 650 Asbestos conf w/ ATT DB				15,001	
UMS COR 673 Elation System Changes	0				
USG COR 509 Soil Nail Shotcrete Wall	1,164,129				
YBM COR 624 CMU Wall Supports			68,391		
CTS COR 625 Added Cane Detc Rail		1,889			

Contract Modification/Trend Log - Contract 1300 Stations

Awarded NTE Amount
Substantial Completion

\$839,676,400
2/10/2018

\$842,936,076
2/10/2018

	UMS	CTS	YBM	STS	COST REPORT NOTES
CTS COR 626 Ad HSS & Plt @ H Beam		3,986			
CTS COR 627 Add HSS Col @ Tickt Mac		2,417			
CTS COR 629 Abrsv Nosng at Con Strs		3,494			
YBM COR 630 Add Hot Dip Glvzed Fini			11,206		
STS COR 632 Omit Unist & add Anr Bt				6,293	
STS COR 644 Wod Pier Cnf w AWSS				13,258	
UMS COR 653 Comp. Grout Hole E-5-2	13,001				
STS COR 655 Unkn Cnc St / cn w cbsn				3,000	
USG COR 656 Elev. 1&2 Add OH Hoist	14,866				
CTS COR 659 Add Grts at Sta Ag glas		1,537			
UMS COR 660 Added Grommets at Booth	1,134				
STS COR 662 Foo cnf with catch bsn				1,257	
USG COR 663 Water Flow from Roof	50,001				
STS COR 665 Ov prd Lit Pl fdn in				3,001	
STS COR 666 Ukn Con Vlt/con N36"				7,501	
CTS COR 670 Kitn Sink Piping		10,001			
STS COR 675 Dct bnk & 3" Gas Line				10,001	
UMS 676 Fire Alarm System	0				
STS COR 677 Fir Supsion stnpip Mat				3,895	
CTS COR 679 Gl Cutos & Add Sp hds		23,450			
STS COR 682 Shtdown #1 Rail Mods				9,432	
STS COR 683 Gas Ln & unkn Duct Bank				5,001	
STS COR 685 DSC 8" Con unslab St Sc				13,075	
STS COR 688 Ukn Piers /conct N 12"				5,001	
YBM COR 692 Rebr to bs Plt Filt Wld			13,118		
UMS COR 693 Add Crysized Glass Panel	40,823				
STS COR 694 Tr Rts in con/car pipes				5,001	
STS COR 699 Dct Bnk in Cnf w 36"FM				20,001	
STS COR 702 Brk Cs Bsn cnct w N Cuv				5,001	
STS COR 703 Tunl Wakway Expn jnts				3,412	
YBM COR 704 Vetc Pickts @ Plug Risr			(827)		
YBM COR 705 Del bems & Embds/Ven sh			(17,893)		
UMS COR 707 Prc /Ins Gas by PG& E	(9,680)				
UMS COR 714 Acc Con Alr Ponts	10,001				
CTS COR 628 Add Beams and Embeds		8,331			
CTS COR 200 Dr & Dr Hrdwre for GFRC		7,797			
UMS COR 701 End of Platform Gates	18,858				

Contract Modification/Trend Log - Contract 1300 Stations

Awarded NTE Amount	\$839,676,400	\$842,936,076
Substantial Completion	2/10/2018	2/10/2018

	UMS	CTS	YBM	STS	COST REPORT NOTES
YBM COR 021 Est Stan-Tem Tw Away			10,001		
USG COR 293 Water on N.Concourse	0				
UMS COR 330 PG&E Cutover at O'Farre	1,681				
STS COR 431 Incomplete Interface De				300,001	
UMS COR 511 NDSC 10" VCP Culvert	8,320				
YBM COR 588 Es Un1,2 & Sta Str Dsgn			0		
YBM COR 631 Elv Un 1-4 Dpth Dsn Con			0		
YBM COR 691 Add Gurdl to Str 5&6			28,909		
UMS COR 715 Drainge Pipe System	0				
STS COR 716 Unkn Brik Ctch Bsn				3,001	
USG COR 718 Infill Voids at 14 line	0				
YBM COR 719 Elv 1&2 frm Trcn to Hyd			0		
YBM COR 721 Elev. Strctrl Hoist			0		
CTS COR 723 Strc Gls Asse Add Desig		0			
YBM COR 724 Anti-Graffiti Film			0		
UMS COR 725 Seis Qu Cer for St Glze	10,738				
UMS COR 731 Drain Piping Grout	10,001				
STS COR 736 Addition Rein Handholes				5,905	
UMS COR 740 Outstng Curb & Guter QC	10,001				
UMS COR 747 NDSC Unidnfied Con Pile	50,001				
STS COR 535 LPW Main POC				42,736	
CTS COR 722 Elv 1-4 OH Str Host Bms		10,001			
STS COR 737 Dct Bnk infc w AT&T Rem				5,001	
Change Order - Pending					
UMS -Remove AWSS Hydrant at OFarrel	7,307				
CTS-Plaza Surface Level Struct Mods		(10,337)			
UMS FACO #53 NDSC Transite Pipe	61,055				
STS COR #118 78" Sewer Excess Debri				34,907	
STS COR #236 E WD Config at Freelon				55,902	
UMS COR 235 DSC Transite Pipe	1,855				
STS COR #170 Cores in 78" RC Crown				1,666	
YBM COR 240 Headhouse Contam. Mtl.			106,923		
YBM PCC 062 Delete SW MH FOL 10+35			(24,319)		
YBM COR 310 12" WL Conf w/ 36" FM			245,350		
CTS COR 353 AWSS confl w HDPE in SW		2,883			
YBM COR 362 Temp Pavement Section			60,797		
YBM COR 373 DSC NoD Contaminated Ma			40,548		

Contract Modification/Trend Log - Contract 1300 Stations

Awarded NTE Amount	\$839,676,400	\$842,936,076
Substantial Completion	2/10/2018	2/10/2018

	UMS	CTS	YBM	STS	COST REPORT NOTES
UMS COR 407 8 inch SS Line Conflict	4,647				
CTS COR 430 Unknown Concrete		3,712			
CTS COR 429 Thickened Street Base		2,609			
CTS COR 436 WD confl with SW MH A		20,223			
STS COR 443 AWSS Procurement Delay				5,777	
CTS COR 452 ATT Vlt Confl w/ SS Lat		1,742			
CTS COR 453 Steel Line Confl w/ SS		4,966			
UMS PG&E Additional Conduits	36,657				
UMS COR 079 DSC Storage Tanks	97,817				
STS COR 468 Buried Debris in Subgra				2,027	
CTS COR 470 Steel Pipe/SW MNH Confl		2,150			
YBM COR 458 TPC site support Zayo			7,005		
YBM COR 459 AWSS / WD Conflict			75,154		
YBM COR 474 Folsom Culvert at PG&E			18,612		
CTS COR 528 AWSS in 3x5 Brk SW		20,285			
CTS PCC 017 FH at Jade Galore		90,090			
YBM COR 642 Sto Dir du to Nav Mon			1,754		
YBM Delete Post-Grout of TB-2			(9,001)		
YBM COR 370 Brik Mnhl. conf.			647		
CTS COR 521 Accommodations for Chin		11,223			
Approved	191,294	2,677,458	(1,073,031)	1,463,954	
Contract Modification					
CMod #1 BART Elevator Option 1 @ Pow	90,000				
CMod #3 CTS Work Safely Ard Power Po		25,956			
CMod #5 YBM Deletion of Comp Groutin			(1,833,869)		
CMod #6 CTS Plaza Constr Supt Servi		75,000			
CMod#7 STS FACOs 016, 017 &COR 009				80,170	
CMod #4 CTS-Force Account Change Or		130,000			
Cmod #10 YBM PCC 042			64,287		
CMod#8 STS PCC 006 ATT MH, PB&Trench				225,208	
CMod #9 YBM COR 10,15,16,18,20,25			126,663		
CMod #11 UMS PCC 002	12,997				
CMod #12 STS Traffic Control				1,032,302	
CMod # 14 YBM COR 036, 078			58,526		
CMod #15 YBM COR 196			3,178		
CMod #16 UMS COR 184	8,261				
CMod #017 CTS CORs 001 053 & 069		54,322			

Contract Modification/Trend Log - Contract 1300 Stations

Awarded NTE Amount	\$839,676,400	\$842,936,076
Substantial Completion	2/10/2018	2/10/2018

	UMS	CTS	YBM	STS	COST REPORT NOTES
CMod #018 CTS PCC 012		60,248			
CMod #13 CTS COR 006		57,707			
CMod #19 CTS COR 007, 026		2,274,225			
CMod #20 YBM PCC 047 and 45			364,562		
CMod #021 STS CORs 48/52/114/233/252				18,221	
CMod #22 UMS PCC 045, 046	16,198				
CMod #23 UMS PCC 058	63,838				
CMOD 24 STS PCC 23				108,053	
CMod #026 YBM COR 072			84,509		
CMod #025 - Various CORs			59,113		
Grand Total	16,240,610	6,063,781	2,295,618	1,530,543	

7.6 BUDGET REVISIONS: REPORT SORTED BY CONSTRUCTION PACKAGES & SOFT COSTS

Report Period: June 2016

		May 2016			June 2016				
Group by Contract & SCC	CATEGORY ITEM	May 2016 Base	May 2016 Allocated Contingency	May 2016 Base + Allocated Contingency (YOE)	June 2016 Base	June 2016 Allocated Contingency	June 2016 Base + Allocated Contingency (YOE)	BUDGET TRANSFERS [June 2016] vs. [May 2016]	Cost Report Notes
10-50	CONSTRUCTION CONTRACT PACKAGES	1,142,513,381	18,400,122	1,160,913,503	1,142,513,381	18,400,122	1,160,913,503	0	
1250	UTILITY RELOCATION PACKAGE #1	12,134,906		12,134,906	12,134,906		12,134,906	0	
	Contract 1250 Form B Credit	(2,275,419)		(2,275,419)	(2,275,419)		(2,275,419)	0	
1251	UTILITY RELOCATION PACKAGE #2	20,870,197		20,870,197	20,870,197		20,870,197	0	
	Contract 1251 Form B Credit	(7,618,412)		(7,618,412)	(7,618,412)		(7,618,412)	0	
1252	GUIDEWAY TUNNEL	235,413,702	499,798	235,913,500	235,413,702	499,798	235,913,500	0	27
	Contract 1252 Form B Credit	(254,050)		(254,050)	(254,050)		(254,050)	0	
1300	CN1300 STATIONS TOTAL	842,861,076	16,740,324	859,601,400	842,861,076	16,740,324	859,601,400	0	28
1253: UMS	UNION SQUARE/MARKET STREET STATION [UMS]	294,221,884	4,808,706	299,030,590	294,221,884	4,808,706	299,030,590	0	
	UMS 1253 Form B Credit	(528,370)		(528,370)	(528,370)		(528,370)	0	
1254: CTS	CHINA TOWN STATION [CTS]	250,170,268	2,322,542	252,492,810	250,170,268	2,322,542	252,492,810	0	
	CTS 1254 Form B Credit	(451,703)		(451,703)	(451,703)		(451,703)	0	
1255: YBM	YERBA BUENA/ MOSCONE STATION [YBM]	157,015,969	6,073,032	163,089,001	157,015,969	6,073,032	163,089,001	0	
	YBM 1255 Form B Credit	(100,000)		(100,000)	(100,000)		(100,000)	0	
1256: STS	SURFACE TRACKWORK & SYSTEMS [STS]	141,452,954	3,536,045	144,988,999	141,452,954	3,536,045	144,988,999	0	
	STS 1256 SFPUC SEWER MAIN CREDIT	(2,925,296)		(2,925,296)	(2,925,296)		(2,925,296)	0	
	STS 1256 Form B Credit	(1,000,000)		(1,000,000)	(1,000,000)		(1,000,000)	0	
OTHER	OTHER CONSTRUCTION TOTAL	46,386,751	1,160,000	47,546,751	46,386,751	1,160,000	47,546,751	0	
40.06	PUBLIC ART PROGRAM	8,175,555	1,160,000	9,335,555	8,175,555	1,160,000	9,335,555	0	
40.02	MISC. CONSTR CONTRCT WK (TRACTION POWER FOR 1251)	258,202		258,202	258,202		258,202	0	
40.01	CONTRACT 1300 SOIL PROCESS	500,000		500,000	500,000		500,000	0	29
50.01	TEMPORARY LICENSE AGREEMENT (ATCS CENTRAL CONTROL)	487,972		487,972	487,972		487,972	0	
50.06	MTA FARE COLLECTION EQUIPMENT	5,400,000		5,400,000	5,400,000		5,400,000	0	
50.06	BART FARE COLLECTION EQUIPMENT	700,000		700,000	700,000		700,000	0	

7.6 BUDGET REVISIONS: REPORT SORTED BY CONSTRUCTION PACKAGES & SOFT COSTS

Report Period: June 2016

		May 2016			June 2016				
Group by Contract & SCC	CATEGORY ITEM	May 2016 Base	May 2016 Allocated Contingency	May 2016 Base + Allocated Contingency (YOE)	June 2016 Base	June 2016 Allocated Contingency	June 2016 Base + Allocated Contingency (YOE)	BUDGET TRANSFERS [June 2016] vs. [May 2016]	Cost Report Notes
40.02	JOB ORDER CONTRACTS (JOCS) - CONSTRUCTION	117,255		117,255	117,255		117,255	0	
40.08	AON RISK INSURANCE	18,088,750		18,088,750	18,088,750		18,088,750	0	
40.02	PUBLIC AGENCIES UTILITY COORDINATION	3,713,215		3,713,215	3,713,215		3,713,215	0	
40.02	DEPARTMENT OF PARKING AND TRAFFIC (DPT)	1,200,000		1,200,000	1,200,000		1,200,000	0	
50.03	UNION SQUARE/ MARKET STREET STATION POWER FEED	2,959,826		2,959,826	2,959,826		2,959,826	0	
50.03	UNION SQUARE/ MARKET STREET STATIONS PERMANENT POWER	(2,350,000)		(2,350,000)	(2,350,000)		(2,350,000)	0	
50.03	CHINATOWN STATION POWER FEED	2,959,826		2,959,826	2,959,826		2,959,826	0	
50.03	CHINATOWN STATION PERMANENT POWER	(2,350,000)		(2,350,000)	(2,350,000)		(2,350,000)	0	
50.03	YERBA BUENA/ MOSCONE STATION [YBM] POWER FEED	3,125,222		3,125,222	3,125,222		3,125,222	0	
50.03	YERBA BUENA/ MOSCONE STATION [YBM] PERMANENT POWER	(2,368,540)		(2,368,540)	(2,368,540)		(2,368,540)	0	
50.03	SURFACE STATION POWER FEED	11,839		11,839	11,839		11,839	0	
50.04	COMMUNICATION CONNECTION COSTS	5,757,629		5,757,629	5,757,629		5,757,629	0	
60	ROW, LAND, EXISTING IMPROVEMENTS	32,246,321	5,265,478	37,511,799	32,246,321	5,265,478	37,511,799	0	
60.01	PURCHASE OR LEASE OF REAL ESTATE	30,065,810	5,265,478	35,331,288	30,065,810	5,265,478	35,331,288	0	30
60.02	RELOCATION OF EXISTING HOUSEHOLDS	2,180,511		2,180,511	2,180,511		2,180,511	0	
70	VEHICLES	13,309,000	13,076,653	26,385,653	13,309,000	13,076,653	26,385,653	0	
70.01	LIGHT RAIL	13,309,000	13,076,653	26,385,653	13,309,000	13,076,653	26,385,653	0	31
70.07	SPARE PARTS								
80	PROFESSIONAL SERVICES	310,518,041	18,221,079	328,739,120	310,518,041	18,221,079	328,739,120	0	
80.01	PRELIMINARY ENGINEERING	46,202,674		46,202,674	46,202,674		46,202,674	0	

7.6 BUDGET REVISIONS: REPORT SORTED BY CONSTRUCTION PACKAGES & SOFT COSTS

Report Period: June 2016

		May 2016			June 2016				
Group by Contract & SCC	CATEGORY ITEM	May 2016 Base	May 2016 Allocated Contingency	May 2016 Base + Allocated Contingency (YOE)	June 2016 Base	June 2016 Allocated Contingency	June 2016 Base + Allocated Contingency (YOE)	BUDGET TRANSFERS [June 2016] vs. [May 2016]	Cost Report Notes
80.02	FINAL DESIGN	61,322,751		61,322,751	61,322,751		61,322,751	0	
80.03	PROJECT MANAGEMENT FOR DESIGN & CONSTRUCTION	89,021,634	13,905,845	102,927,479	89,021,634	13,905,845	102,927,479	0	
80.04	CONSTRUCTION ADMINISTRATION & MANAGEMENT	91,037,791	2,956,812	93,994,603	91,037,791	2,956,812	93,994,603	0	
80.05	INSURANCES	6,800,000		6,800,000	6,800,000		6,800,000	0	
80.06	LEGAL: PERMITS. REVIEW FEES BY OTHER AGENCIES	8,258,184		8,258,184	8,258,184		8,258,184	0	
80.07	SURVEYS, TESTING, INVESTIGATION. INSPECTION	883,100		883,100	883,100		883,100	0	
80.08	START-UP	6,991,907	1,358,422	8,350,329	6,991,907	1,358,422	8,350,329	0	
	ALL SCC CATEGORIES 10 TO 80	1,498,586,743	54,963,332	1,553,550,076	1,498,586,743	54,963,332	1,553,550,076	0	
90	UNALLOCATED CONTINGENCIES			24,749,927			24,749,927		32
	TOTAL PROJECT COST 10 TO 100			1,578,300,002			1,578,300,002		
	TOTAL CONTINGENCY			79,713,259			79,713,259		
	CONTINGENCY MINIMUM			60,000,000			60,000,000		
	BELOW OR ABOVE MINIMUM			19,713,259			19,713,259		

COST STATUS BY CATEGORY	SCC CODES	BUDGET May 2016	BUDGET TRANSFERS	BUDGET June 2016	June 2016 CTD	June 2016 EAC
CONSTRUCTION	SCC 010 - 050	1,160,913,504	0	1,160,913,504	687,021,581	1,165,629,910
REAL ESTATE	SCC 060	37,511,799	0	37,511,799	30,646,005	32,246,321
VEHICLES	SCC 070	26,385,653	0	26,385,653	2,147,824	13,309,000
PRELIM ENGINEERING	SCC 080.01	46,202,674	0	46,202,674	46,202,675	46,202,674
FINAL DESIGN	SCC 080.02	61,318,331	0	61,318,331	61,576,939	61,322,751
PM FOR DESIGN & CONSTRUCTION	SCC 080.03 - 080.04	196,922,082	0	196,922,082	115,192,070	180,059,425
OTHER PROF SRVCS	SCC 080.05 - 080.08	24,296,033	0	24,296,033	12,306,192	22,933,191
UNALLOC CONTINGENCY	SCC 090	24,749,924	0	24,749,924		
Grand Total		1,578,300,000	0	1,578,300,000	955,093,287	1,521,703,272

SCC DESCRIPTION	June 2016 BUDGET	June 2016 CTD
010 - GUIDEWAY & TRACK ELEMENTS	285,696,893	195,940,349
020 - STATIONS, STOPS, TERMINALS, INTERMODAL	573,714,346	287,729,461
040 - SITEWORK & SPECIAL CONDITIONS	206,131,166	184,714,185
050 - SYSTEMS	95,371,099	18,637,586
060 - ROW, LAND, EXISTING IMPROVEMENTS	37,511,799	30,646,005
070 - VEHICLES (number)	26,385,653	2,147,824
080 - PROFESSIONAL SERVICES (applies to Cats. 10-50)	328,739,120	235,277,877
090 - UNALLOCATED CONTINGENCY	24,749,924	
Grand Total	1,578,300,000	955,093,287

SCC DESCRIPTION	June 2016 BUDGET	June 2016 CTD
010.02-Guideway: At grade semi-exclusive (allows cross-traffic)	2,860,000	145,000
010.06-Guideway: Underground cut & cover	70,833,126	62,065,796
010.07-Guideway: Underground tunnel	200,793,041	128,484,082
010.09-Track: Direct fixation	6,761,089	2,626,871
010.12-Track: Special (switches, turnouts)	4,449,637	2,618,600
020.01-At-grade station, stop, shelter, mall, terminal, platform	6,673,138	1,419,168
020.02-Aerial station, stop, shelter, mall, terminal, platform	3,536,045	0
020.03-Underground station, stop, shelter, mall, terminal, platform	541,803,326	282,929,084
020.07-Elevators, escalators	21,701,837	3,381,208
040.01-Demolition, Clearing, Earthwork	11,228,751	10,618,383
040.02-Site Utilities, Utility Relocation	56,827,937	57,325,532
040.03-Haz. mat'l, contam'd soil removal/mitigation, ground water treatments	7,301,393	4,217,897
040.04-Environmental mitigation, e.g. wetlands, historic/archeologic, parks	1,020,165	625,842
040.05-Site structures including retaining walls, sound walls	2,706,431	2,706,431
040.06-Pedestrian / bike access and accommodation, landscaping	9,755,506	2,217,284
040.07-Automobile, bus, van accessways including roads, parking lots	6,967,874	2,141,265
040.08-Temporary Facilities and other indirect costs during construction	110,323,109	104,861,552
050.01-Train control and signals	28,031,423	6,082,403
050.02-Traffic signals and crossing protection	12,584,529	7,299,473
050.03-Traction power supply: substations	21,487,073	4,031,853
050.04-Traction power distribution: catenary and third rail	12,441,113	1,154,853
050.05-Communications	12,062,374	69,003
050.06-Fare collection system and equipment	6,100,000	0
050.07-Central Control	2,664,586	1
060.01-Purchase or lease of real estate	35,331,288	28,236,576
060.02-Relocation of existing households and businesses	2,180,511	2,409,430
070.01-Light Rail	26,385,653	2,147,824
080.01-Preliminary Engineering	46,202,674	46,202,675
080.02-Final Design	61,318,331	61,576,939
080.03-Project Management for Design and Construction	102,927,479	61,862,501

SCC DESCRIPTION	June 2016 BUDGET	June 2016 CTD
080.04-Construction Administration & Management	93,994,603	53,329,568
080.05-Professional Liability and other Non-Construction Insurance	6,800,000	6,340,196
080.06-Legal; Permits; Review Fees by other agencies, cities, etc.	8,262,604	4,573,622
080.07-Surveys, Testing, Investigation, Inspection	883,100	13,831
080.08-Start up	8,350,329	1,378,544
090.00-Unallocated Contingency	24,749,924	
Grand Total	1,578,300,000	955,093,287

[A] Cost Account Description	BUDGET	ACTUAL COSTS				[G] VARIANCE (B - F)	COST REPORT NOTES
	[B] June 2016 Budget (YOE)	[C] PRIOR MONTH Total	[D] PRIOR MONTH Monthly	[E] CURRENT Monthly	[F] CURRENT Total		
TOTAL PRELIMINARY ENGINEERING	46,542,061	46,542,061	0	0	46,542,061	0	33
11 - SFMTA PROJECT MANAGEMENT	8,828,359	8,253,957	0	0	8,253,957	574,403	34
12 - SFMTA ENGINEERING SERVICES	11,425,594	11,425,594	0	0	11,425,594	0	35
16 - DEPARTMENT OF PARKING AND TRAFFIC (DPT)	935,451	802,883	0	0	802,883	132,568	
21 - ARTS COMMISSION	1,500,570	1,500,570	0	0	1,500,570	1	36
22 - FIRE DEPARTMENT	33,825	33,825	0	0	33,825	0	
23 - CITY ATTORNEY'S OFFICE	1,234,754	1,234,754	0	0	1,234,754	0	
24 - RISK MANAGEMENT	0	0	0	0	0	0	
26 - PLANNING	99,604	99,604	0	0	99,604	0	
27 - DEPARTMENT OF PUBLIC HEALTH (DPH)	4,420	4,420	0	0	4,420	0	
29 - CITY AUDITOR	308,540	315,616	0	0	315,616	(7,076)	
32 - DPW - IDC ENGINEERING (HYDRAULIC)	3,322,887	3,714,064	0	0	3,714,064	(391,177)	
34 - DPW - IDC CONSTRUCTION (CAPITAL)	17,462	17,462	0	0	17,462	0	
36 - DPW - BSM INFRASTRUCTURE (MAPPING)	76,549	76,549	0	0	76,549	0	
39 - DPW - PCS SITE ASSESSMENT & REMEDIATION (SAR)	13,993	13,993	0	0	13,993	0	
51 - 821 HOWARD STREET	1,005,653	1,005,653	0	0	1,005,653	0	
55 - 651 BRANNAN	2,294,910	2,294,910	0	0	2,294,910	0	37
63 - CENTRAL SUBWAY PARTNERSHIP - AECOM-EPC JV CONTRACT 149	26,793,234	26,793,234	0	0	26,793,234	0	38
66 - ANIL VERMA	395,204	395,204	0	0	395,204	0	39
67 - HILL INTERNATIONAL CONTRACT 156	6,716,294	6,716,294	0	0	6,716,294	0	
68 - ARTHUR GALLAGER & CO. CS 164	6,800,000	6,340,196	0	0	6,340,196	459,804	
71 - TUNNEL/UTILITIES - CONTRACT # CONTRACT 155-1	5,469,336	5,469,336	0	0	5,469,336	0	40
72 - STATIONS - CONTRACT # CONTRACT 155-2	26,220,609	26,220,609	0	0	26,220,609	0	41
73 - SYSTEMS/INTEGRATION - CONTRACT 155-3	11,432,312	11,432,312	0	0	11,432,312	(0)	42
331 - BAY AREA RAPID TRANSIT (BART)	146,427	146,427	0	0	146,427	0	
332 - SAN FRANCISCO COUNTY TRANSPORTATION AUTHORITY (SFCTA)	0	0	0	0	0	0	
TOTAL FINAL DESIGN	115,075,987	114,307,465	0	0	114,307,465	768,523	
11 - SFMTA PROJECT MANAGEMENT	15,589,933	6,871,375	215,058	164,084	7,035,459	8,554,474	
1.3.011.01.080.03 - CM:SFMTA LABOR-PROJECT MANAGEMENT	15,589,933	6,871,375	215,058	164,084	7,035,459	8,554,474	
12 - SFMTA ENGINEERING SERVICES	905,264	2,353,123	4,259	6,769	2,359,892	(436,310)	
1.3.012.02.080.04 - CM: SFMTA LABOR-ENGINEERING CONTRACT 1252	123,582	57,648	0	0	57,648	65,934	
1.3.012.06.080.04 - CM: SFMTA LABOR-ENGINEERING CONTRACT 1300	1,800,000	2,295,475	4,259	6,769	2,302,244	(502,244)	
13 - SFMTA CONSTRUCTION MANAGEMENT	44,075,375	10,383,850	202,051	253,577	10,637,427	32,419,630	
1.3.013.01.080.04 - CM:SFMTA LABOR-CONSTR. MANAGEM	43,057,057	10,383,850	202,051	253,577	10,637,427	32,419,630	
16 - DEPARTMENT OF PARKING AND TRAFFIC (DPT)	3,588,074	1,622,832	13,478	84,607	1,707,439	2,069,722	

[A] Cost Account Description	BUDGET	ACTUAL COSTS				[G] VARIANCE (B - F)	COST REPORT NOTES
	[B] June 2016 Budget (YOE)	[C] PRIOR MONTH Total	[D] PRIOR MONTH Monthly	[E] CURRENT Monthly	[F] CURRENT Total		
1.3.016.01.080.04 - DPT CONTRACT 1300 SUPPORT UMS	299,600	85,019	404	0	85,019	214,581	
1.3.016.01.080.04 - DPT CONTRACT 1300 SUPPORT CTS	274,900	70,607	1,800	470	71,077	203,823	
1.3.016.01.080.04 - DPT CONTRACT 1300 SUPPORT YBM	238,400	113,064	5,537	943	114,006	124,394	
1.3.016.01.080.04 - DPT CONTRACT 1300 SUPPORT STS	876,876	177,465	5,737	4,786	182,251	694,625	
1.3.016.02.040.08 - DPT: FIELD OPS TUNNEL [B84]	0	1,464	0	0	1,464	(1,464)	
1.3.016.02.040.08 - DPT: FIELD OPS TUNNEL [B86]	0	204,261	0	0	204,261	(204,261)	
1.3.016.06.040.02 - DPT:DPT TRAFFIC SHOP CONTRACT 1300	1,200,000	0	0	0	0	1,200,000	
1.3.016.07.080.04 - DPT:SSD DS/CN: 1UTL	38,450	0	0	0	0	38,450	
1.3.016.08.040.08 - DPT:PCOS:2UTL [68A]	400,728	400,728	0	0	400,728	0	
1.3.016.08.040.08 - DPT:SSD CN:2UTL	0	108,020	0	0	108,020	(108,020)	
1.3.016.08.080.04 - DPT:SSD [1326]	259,120	235,252	0	0	235,252	23,868	
1.3.016.08.080.04 - DPT:SSD [13BN]	0	23,302	0	0	23,302	(23,302)	
1.3.016.08.080.04 - DPT:SSD [13CN]	0	963	0	0	963	(963)	
1.3.016.08.080.04 - DPT:SSD [B85]	0	92,008	0	0	92,008	(92,008)	
1.3.016.03.040.08 - PCOS:1300/UMS [68CPT544132W.CPT544132W]	0	0	0	78,408	78,408	(78,408)	
1.3.016.09.040.08 - PCOS:1300/STS [68CPT544132Z.CPT544132Z]	0	110,679	0	0	110,679	(110,679)	
17 - MOTIVE POWER	2,195	0	0	0	0	2,195	
1.3.017.07.040.02 - PWR:SFMTA-MOTIVE POWER-UTL.REL	2,195	0	0	0	0	2,195	
18 - SFMTA OPERATIONS	400,000	39,586	0	0	39,586	286,883	
1.3.018.04.040.02 - OPS:SUPPORT TO CONTRACT 1300/CTS	100,000	26,469	0	0	26,469	73,531	
1.3.018.06.080.07 - OPS:SUPPORT TO CONTRACT 1300/UMS	300,000	13,117	0	0	13,117	286,883	
19 - OTHER SFMTA	700,000	1,505,407	0	0	1,505,407	(805,407)	
1.3.019.01.080.07 - OTH.MTA SURVEY AND TESTING	500,000	0	0	0	0	500,000	
1.3.019.07.080.07 - OTH.MTA SFMTA-SURVEY; TSTG [6840]	0	714	0	0	714	(714)	
1.3.019.08.040.08 - OTH.MTA 1251 MATERIALS	150,000	126,149	0	0	126,149	23,851	
1.3.019.08.080.08 - OTH.MTA OPERATION SUPPORT DURI	50,000	1,378,544	0	0	1,378,544	(1,328,544)	
21 - ARTS COMMISSION	12,010,885	2,600,600	42,857	80,434	2,681,034	9,329,851	
1.3.021.01.040.06 - ARTS:CTYCO-ARTS COMMISSION CONSTRUCTION COSTS	4,772,555	0	0	0	0	4,772,555	
1.3.021.01.080.03 - ARTS:CTYCO-ARTS COMMISSION [1227]	2,030,147	388,167	0	0	388,167	1,641,980	43
1.3.021.01.080.04 - ARTS:CTYCO-ARTS COMMISSION [PWE335MPFUNA.CPT5441227]	21,000	11,386	0	0	11,386	9,614	
1.3.021.01.080.04 - ARTS:CTYCO-ARTS COMMISSION PM [285MCPFUNA.CPT5441234]	0	0	0	954	954	(954)	
1.3.021.06.080.03 - ARTS:CTYCO-ARTS COMMISSION PM [285MC.132J]	158,970	400,236	15,578	38,478	438,715	(279,745)	
1.3.021.01.080.03 - ARTS:CTYCO-ARTS COMMISSION [PWA335MPFUNA.CPT5441327]	0	3,324	3,324	1,066	4,389	(4,389)	
1.3.021.01.080.03 - ARTS:CTYCO-ARTS COMMISSION [PWE335MPFUNA.CPT5441327]	0	1,957	0	0	1,957	(1,957)	
1.3.021.06.040.06 - ARTS:CTYCO-ARTS COMMISSION [68CPT5441327.CPT5441327]	1,500,000	1,393,660	0	0	1,393,660	106,340	
1.3.021.06.040.06 - ARTS:CTYCO-ARTS COMMISSION [285MCPFUNA.CPT5441327]	1,903,000	401,869	23,955	39,936	441,806	1,461,194	
1.3.021.01.080.03 - ARTS:CTYCO-ARTS COMMISSION [132J]	465,213	0	0	0	0	465,213	
1.3.021.97.040.06 - ARTS:ARTS COMMISSION ALLOC CO	1,160,000	0	0	0	0	1,160,000	
23 - CITY ATTORNEY'S OFFICE	2,171,781	1,555,745	0	0	1,555,745	616,036	
1.3.023.01.080.06 - ATTY:CN LEGAL-CITY ATTORNEY OF	2,171,781	1,555,745	0	0	1,555,745	616,036	
25 - PUBLIC UTILITIES COMMISSION SEWER	(2,925,296)	0	0	0	0	(2,925,296)	

[A] Cost Account Description	BUDGET	ACTUAL COSTS				[G] VARIANCE (B - F)	COST REPORT NOTES
	[B] June 2016 Budget (YOE)	[C] PRIOR MONTH Total	[D] PRIOR MONTH Monthly	[E] CURRENT Monthly	[F] CURRENT Total		
1.3.025.09.040.02 - STS.1256: SITE UTILITIES SFPUC SEWER MAIN	(2,925,296)					(2,925,296)	
26 - PLANNING	137,062	23,277	514	0	23,277	113,785	
1.3.026.01.080.06 - CM:CTYCO-PLANNING DEPARTMENT	137,062	23,277	514	0	23,277	113,785	
28 - PUBLIC UTILITIES COMMISSION WATER	4,242,012	2,586,430	48,142	103,627	2,690,057	1,551,955	
1.3.028.02.040.02 - CM:CTYCO-PUBLIC UTIL COMM. (PUC)	0	4,745	0	0	4,745	(4,745)	
1.3.028.02.040.08 - PUC: FIELD OPERATIONS TUNNEL	398,400	538,233	165	0	538,233	(139,833)	
1.3.028.02.080.04 - PUC:MTA CSP CN1252 [470465]	105,000	91,587	0	0	91,587	13,413	
1.3.028.03.040.02 - PUC:CDD CONTRACT 1300/UMS SUPPORT	606,354	108,167	6,181	0	108,167	498,187	
1.3.028.03.080.04 - PUC:CMB CONTRACT 1300/UMS INSPECTION	230,000	30,363	0	0	30,363	199,637	
1.3.028.04.040.02 - PUC:CDD CONTRACT 1300/CTS SUPPORT	271,755	169,001	4,392	0	169,001	102,754	
1.3.028.04.080.04 - PUC:CMB CONTRACT 1300/CTS INSPECTION	115,000	6,956	0	0	6,956	108,044	
1.3.028.05.040.02 - PUC:CDD CONTRACT 1300/YBM SUPPORT	450,282	190,381	3,236	2,708	193,089	257,193	
1.3.028.05.080.04 - PUC:CMB CONTRACT 1300/YBM INSPECTION	184,000	5,308	1,300	3,327	8,635	175,365	
1.3.028.06.040.02 - PUC:CMB CONTRACT 1300/SFWD AWSS MATERIAL	0	145,839	0	78,405	224,244	(224,244)	
1.3.028.07.040.02 - PUC:PUC CDD WATER CONNECTION CONTRACT 1250	248,035	291,501	0	0	291,501	(43,466)	
1.3.028.07.080.04 - PUC:PUC CMB INSPECTION CONTRACT 1250	74,468	113,844	0	0	113,844	(39,376)	
1.3.028.08.040.02 - PUC:PUC CDD WATER CONNECTION CONTRACT 1251 [445]	565,389	318,130	0	0	318,130	247,259	
1.3.028.08.080.04 - PUC:PUC CMB INSPECTION CONTRACT 1251	266,252	289,424	0	0	289,424	(23,172)	
1.3.028.09.040.02 - PUC:CMB CONTRACT 1300/STS SUPPORT	520,077	206,167	26,923	15,211	221,379	298,698	
1.3.028.09.080.04 - PUC:CMB CONTRACT 1300/STS INSPECTION	207,000	76,786	5,946	3,976	80,762	126,238	
32 - DPW - IDC ENGINEERING (HYDRAULIC)	1,150,459	(214,272)	3,312	13,776	(200,496)	1,208,276	
1.3.032.01.080.04 - CM:DPW:1424J-BUREAU OF ENGINEERING (BOE) [AB12]	60,000	(285,405)	0	0	(285,405)	345,405	
1.3.032.03.080.04 - DPW IDC HYDRAULIC CN1300 UMS SUPPORT	297,938	6,619	3,312	4,548	11,167	286,771	
1.3.032.04.080.04 - DPW IDC HYDRAULIC CN1300 CTS SUPPORT	295,639	8,890	0	4,233	13,123	282,516	
1.3.032.05.080.04 - DPW IDC HYDRAULIC CN1300 YBM SUPPORT	301,882	21,887	0	1,410	23,298	278,584	
1.3.032.06.080.04 - DPW: BOE: 1300 DSDC	6,000	0	0	0	0	6,000	
1.3.032.08.080.04 - DPW:HYRDDPW-BOE IDC ENG SVC DC	9,000	0	0	0	0	9,000	
1.3.032.09.080.04 - DPW IDC HYDRAULIC CN1300 STS SUPPOR	180,000	33,736	0	3,584	37,320	142,680	
34 - DPW - IDC CONSTRUCTION (CAPITAL)	6,695,348	4,860,442	67,947	41,058	4,901,500	1,793,848	
1.3.034.02.080.04 - DPW:CONSTR:1252 CM [CD12]	730,000	1,207,603	0	0	1,207,603	(477,603)	
1.3.034.02.080.04 - DPW:CONSTR:1252 CM [13AC12]	206,000	138,397	0	0	138,397	67,603	
1.3.034.01.080.04 - DPW:BCM LABOR [2113]	2,140,142	2,140,142	0	0	2,140,142	0	
1.3.034.06.080.04 - DPW:CONSTR:1300 CM [13CP12]	3,619,206	1,374,300	67,947	41,058	1,415,358	2,203,848	
36 - DPW - BSM INFRASTRUCTURE (MAPPING)	465,562	110,294	0	0	110,294	436,268	
1.3.036.01.080.04 - DPW:MPPG:DPW-BUREAU OF ST USE	417,129	32,680	0	0	32,680	384,449	
1.3.036.02.080.04 - DPW:MPPG:1300-DPW-BUREAU OF ST USE	0	33,084	0	0	33,084	(33,084)	
1.3.036.02.080.06 - DPW:MPPG:DPW-BUREAU OF ST USE	90,000	44,530	0	0	44,530	45,470	
1.3.036.06.080.06 - DPW:MPPG:BSM PERMIT REVIEW	39,433	0	0	0	0	39,433	
37 - DPW - PCS MATERIAL TESTING LABORATORY	83,100	0	0	0	0	83,100	
1.3.037.01.080.07 - DPW.MTL.LABDPW-MATERIAL TESTIN	83,100	0	0	0	0	83,100	
39 - DPW - PCS SITE ASSESSMENT & REMEDIATION (SAR)	622,474	942,284	0	0	942,284	(319,810)	

[A] Cost Account Description	BUDGET	ACTUAL COSTS				[G] VARIANCE (B - F)	COST REPORT NOTES
	[B] June 2016 Budget (YOE)	[C] PRIOR MONTH Total	[D] PRIOR MONTH Monthly	[E] CURRENT Monthly	[F] CURRENT Total		
1.3.039.01.080.04 - DPW:SITE ASSESSMENT & REMEDIATION (SAR) [132112]	8,621	506,858	0	0	506,858	(498,237)	
1.3.039.01.080.04 - DPW:SITE ASSESSMENT & REMEDIATION (SAR) [2213]	92,459	92,459	0	0	92,459	0	
1.3.039.01.080.04 - DPW:SITE ASSESSMENT & REMEDIATION (SAR) [2250]	78,400	78,400	0	0	78,400	0	
1.3.039.01.080.04 -DPW:SITE ASSESSMENT & REMEDIATION (SAR) [2257]	151,515	151,515	0	0	151,515	0	
1.3.039.01.080.04 - DPW:SITE ASSESSMENT & REMEDIATION (SAR) [2313]	24,343	24,343	0	0	24,343	0	
1.3.039.01.080.04 - DPW:SITE ASSESSMENT & REMEDIATION	58,757	10,109	0	0	10,109	48,648	
1.3.039.01.080.04 - DPW:SITE ASSESSMENT & REMEDIATION (SAR) [CE13]	31,367	31,367	0	0	31,367	0	
1.3.039.01.080.04 - DPW:SITE ASSESSMENT & REMEDIATION (SAR) [CH13]	100,000	8,621	0	0	8,621	91,379	
1.3.039.01.080.04 - DPW:SITE ASSESSMENT & REMEDIATION (SAR)	17,000	0	0	0	0	17,000	
1.3.039.02.080.04 - DPW: SITE ASSESSMENT & REMEDIATION (SAR) – CN1252 [13CE11]	18,632	16,880	0	0	16,880	1,753	
1.3.039.02.080.04 - DPW: SITE ASSESSMENT & REMEDIATION (SAR) – CN1300 [13CH11]	41,379	21,732	0	0	21,732	19,647	
46 - MACY'S WEST - SFPUC SEWER WORK	258,202	258,202	0	0	258,202	0	
1.3.046.08.040.02 - MCY.SWRC. CONTRACT: MACY'S-SEW	258,202	258,202	0	0	258,202	0	
51 - 821 HOWARD STREET	4,690,481	580,077	18,169	31,984	612,061	4,078,420	
1.3.051.01.080.03 - ODC.HWRD:ODCs - 821 HOWARD STR	4,625,481	563,192	14,048	31,984	595,176	4,030,305	
1.3.051.02.080.04 - ODC.HWRD:ODCs - TUNNEL CONTRACT 1252	10,000	1,056	0	0	1,056	8,944	
1.3.051.06.080.04 - ODC.HWRD:ODCs - STATION CONTRACT 1300	55,000	15,829	4,122	0	15,829	39,171	
55 - 651 BRANNAN	0	10,348	0	0	10,348	(10,348)	
1.3.055.01.080.03 - CM:ODCs - 651 BRANNAN STREET	0	10,348	0	0	10,348	(10,348)	44
63 - CENTRAL SUBWAY PARTNERSHIP - AECOM-EPC JV CONTRACT 149	42,373,401	28,166,925	500,000	960,024	29,126,950	13,246,451	
1.3.063.01.080.03 - CM:PM:AECOM.CS149 OM-EPC JV CS149-PM	9,507,939	6,217,804	200,000	176,600	6,394,403	3,113,536	45
1.3.063.01.080.04 - CM:AECOM.CS149OM-EPC JV CS-149 [3B]	5,218,630	3,769,213	300,000	264,900	4,034,113	1,184,517	
1.3.063.01.080.04 - CM:AECOM.CS149OM-EPC JV CS-149 [3E]	7,000,000	7,982,813	0	0	7,982,813	(982,813)	
1.3.063.01.080.04 - CM:AECOM.CS149OM-EPC JV CS-149 [3F]	0	3,248,383	0	455,530	3,703,913	(3,703,913)	
1.3.063.01.080.04 - CM:AECOM.CS149OM-EPC JV CS-149 [9B]	11,042	11,042	0	0	11,042	(0)	
1.3.063.01.080.04 - CM:AECOM.CS149OM-EPC JV CS-149 [9D]	550,000	515,694	0	0	515,694	34,306	
1.3.063.01.080.04 - CM:AECOM.CS149OM-EPC JV CS-149 [9E]	600,000	523,943	0	0	523,943	76,057	
1.3.063.01.080.04 - CM:AECOM.CS149OM-EPC JV CS-149 [9F]	0	318,089	0	62,995	381,084	(381,084)	
1.3.063.01.080.04 - FD:CM:EPC JV CS49-PM [123A]	5,579,945	5,579,945	0	0	5,579,945	0	
1.3.063.97.080.03 - AECOM.CS149 ALLOCAT CONTING	13,905,845					13,905,845	
67 - HILL INTERNATIONAL CONTRACT 156	11,000,000	1,945,176	74,733	63,974	2,009,150	8,990,850	
1.3.067.01.080.03 - HILL.CS156:HILL INTL. CS-156 [1336]	600,000	915,032	0	5,393	920,426	(320,426)	
1.3.067.01.080.03 - HILL.CS156:HILL INTL. CS-156 [1337]	9,400,000	902,883	74,733	58,581	961,464	8,438,536	
1.3.067.01.080.03 - HILL.CS156:HILL INTL. [1330]	1,000,000	127,261	0	0	127,261	872,739	
69 - BAYLAND SOIL PROCESS CONTRACT 175	500,000	174,874	53,429	0	174,874	325,126	46
1.3.069.06.040.01 - BAYLAND.CS175:BAYLAND SOIL PROCESS [133K]	500,000	174,874	53,429	0	174,874	325,126	
71 - TUNNEL/UTILITIES - CONTRACT # CONTRACT 155-1	1,358,950	1,906,611	246	3,440	1,910,051	(551,101)	
1.3.071.01.080.04 - CM: CS155.1 DESIGN SUPPORT DURING CM [1232]	0	(87,201)	0	0	(87,201)	87,201	47
1.3.071.02.080.04 - CM: CS155.1 DESIGN SUPPORT DURING CM [1332]	1,358,950	1,993,812	246	3,440	1,997,252	(638,302)	
72 - STATIONS - CONTRACT # CONTRACT 155-2	8,752,240	5,941,816	667,123	155,540	6,097,356	2,654,884	

[A] Cost Account Description	BUDGET	ACTUAL COSTS				[G] VARIANCE (B - F)	COST REPORT NOTES
	[B] June 2016 Budget (YOE)	[C] PRIOR MONTH Total	[D] PRIOR MONTH Monthly	[E] CURRENT Monthly	[F] CURRENT Total		
1.3.072.01.080.04 - CM: CS155.2 DESIGN SUPPORT DURING CM [1233]	50,000	51,351	0	0	51,351	(1,351)	48
1.3.072.01.080.04 - CM: CS155.2 DESIGN SUPPORT DURING CM [1333]	8,702,240	5,890,465	667,123	155,540	6,046,005	2,656,235	
73 - SYSTEMS/INTEGRATION - CONTRACT 155-3	4,828,269	1,831,372	47,027	546,447	2,377,819	2,450,450	
1.3.073.01.080.04 - CM: CS155.3 DESIGN SUPPORT DURING CM [1236]	90,000	89,791	0	0	89,791	209	
1.3.073.01.080.04 - CM: CS155.3 DESIGN SUPPORT DURING CM [1334]	4,738,269	1,741,581	47,027	546,447	2,288,028	2,450,241	
81 - UTILITIES RELOCATION #1 (PORTAL & MOS) - CONTRACT 1250	11,968,150	11,968,150	0	0	11,968,150	0	
1.3.081.07.040.01 - UR1.CONTRACT 1250:SITWORK: DEMOLIT	167,458	167,458	0	0	167,458	0	
1.3.081.07.040.02 - UR1.CONTRACT 1250:SITWORK: UTILITI	10,099,341	10,099,341	0	0	10,099,341	0	
1.3.081.07.040.03 - UR1.CONTRACT 1250:SITWORK:HAZMAT	453,321	453,321	0	0	453,321	0	
1.3.081.07.040.08 - UR1.CONTRACT 1250:SITWORK:TEMPORAR	1,248,030	1,248,030	0	0	1,248,030	0	
82 - UTILITIES RELOCATION #2 (UMS) - CONTRACT 1251	20,794,582	20,794,582	0	0	20,794,582	0	49
1.3.082.08.040.01 - UR2.CONTRACT 1251:SITWORK: DEMOLIT	752,240	752,240	0	0	752,240	0	
1.3.082.08.040.02 - UR2.CONTRACT 1251:SITWORK:UTILITI	10,328,044	10,328,044	0	0	10,328,044	0	
1.3.082.08.040.03 - UR2.CONTRACT 1251:SITWORK:HAZMAT	172,712	172,712	0	0	172,712	0	
1.3.082.08.040.05 - UR2.CONTRACT 1251:SITWORK: STRUCTU	2,706,431	2,706,431	0	0	2,706,431	0	
1.3.082.08.040.06 - UR2.CONTRACT 1251:SITWORK:PEDESTRA	319,317	319,317	0	0	319,317	0	
1.3.082.08.040.07 - UR2.CONTRACT 1251:SITWORK:AUTO/BUS	190,362	190,362	0	0	190,362	0	
1.3.082.08.040.08 - UR2.CONTRACT 1251:SITWORK:TEMP FAC	6,325,476	6,325,476	0	0	6,325,476	0	
GUIDEWAY TUNNELS TOTAL	235,913,500	234,881,397	0	0	234,881,397	1,032,103	
83 - GUIDEWAY TUNNELS - CONTRACT # 1252 BASE	233,584,015	233,357,072	0	0	233,357,072	226,943	50
1.3.083.02.010.06 - CONTRACT 1252:GUIDEWAY:UNDERGRN'D CUT	60,446,425	61,377,878	0	0	61,377,878	(931,453)	
1.3.083.02.010.07 - CONTRACT 1252:GUIDEWAY:UNDERGROUND	105,423,090	105,164,927	0	0	105,164,927	258,163	
1.3.083.02.020.03 - CONTRACT 1252: STATIONS: UNDERGROUND	21,685,000	21,685,000	0	0	21,685,000	0	
1.3.083.02.040.01 - CONTRACT 1252:SITWORK:DEMO CLEARING	2,440,000	2,440,000	0	0	2,440,000	0	
1.3.083.02.040.02 - CONTRACT 1252:SITWORK:UTILITIES & RE	10,895,000	10,487,676	0	0	10,487,676	407,324	
1.3.083.02.040.03 - CONTRACT 1252:SITWORK:HAZMAT&MITIGAT	200,000	200,000	0	0	200,000	0	
1.3.083.02.040.04 - CONTRACT 1252:SITWORK:ENVIRON. MITIG	300,000	54,292	0	0	54,292	245,708	
1.3.083.02.040.06 - CONTRACT 1252:SITWORK:PED/BIKE ACCES	50,000	50,000	0	0	50,000	0	
1.3.083.02.040.07 - CONTRACT 1252:SITWORK:AUTO/BUS ACCES	1,345,000	1,345,000	0	0	1,345,000	0	
1.3.083.02.040.08 - CONTRACT 1252:SITWORK:TEMP FACILITIE	30,799,500	30,552,299	0	0	30,552,299	247,201	
83 - GUIDEWAY TUNNELS - CONTRACT # 1252 CMOds	1,829,687	1,524,325	0	0	1,524,325	305,362	51
1.3.083.83.010.06 - CONTRACT 1252: CONTRACT MOD	112,251	90,918	0	0	90,918	21,334	
1.3.083.83.010.07 - CONTRACT 1252: CONTRACT MOD	1,941,810	1,775,627	0	0	1,775,627	166,183	
1.3.083.83.020.03 - CONTRACT 1252: CONTRACT MOD	1,004,156	953,605	0	0	953,605	50,551	
1.3.083.83.040.02 - CONTRACT 1252: CONTRACT MOD	1,050,847	817,432	0	0	817,432	233,415	
1.3.083.83.040.03 - CONTRACT 1252: CONTRACT MOD	453,475	453,475	0	0	453,475	0	
1.3.083.83.040.08 - CONTRACT 1252: CONTRACT MOD	(2,732,852)	(2,566,731)	0	0	(2,566,731)	(166,121)	
1.3.083.93.010.07 - CONTRACT 1252: TUNNEL ALLOC CONTING	499,798	0	0	0	0	499,798	52
CONTRACT 1300 - STATIONS, TRACKWORK AND SYSTEMS TOTAL	859,601,400	380,879,767	9,391,685	11,293,900	392,173,667	467,427,733	53
84 - UNION SQUARE/MARKET STREET STATION (UMS) - WORK PACKAGE 1253	294,030,590	155,432,946	4,198,219	3,087,940	158,520,886	135,509,704	18
1.3.084.03.020.03 - UMS.1253: UNDERGROUD STATION	253,822,452	133,217,577	3,897,538	2,832,914	136,050,491	117,771,961	

[A] Cost Account Description	BUDGET	ACTUAL COSTS				[G] VARIANCE (B - F)	COST REPORT NOTES
	[B] June 2016 Budget (YOE)	[C] PRIOR MONTH Total	[D] PRIOR MONTH Monthly	[E] CURRENT Monthly	[F] CURRENT Total		
1.3.084.03.020.07 - UMS.1253: ELEVATORS ESCALATOR	9,465,694	1,335,881	0	38,215	1,374,096	8,091,598	
1.3.084.03.040.01 - UMS.1253: DEMOLITION CLEARING	6,071,588	5,761,588	50,000	32,501	5,794,089	277,499	
1.3.084.03.040.02 - UMS.1253: SITE UTILITIES UTIL	3,971,620	2,195,209	135,000	0	2,195,209	1,776,411	
1.3.084.03.040.03 - UMS.1253: HAZARDOUS MATERIALS	550,000	317,888	0	0	317,888	232,112	
1.3.084.03.040.04 - UMS.1253: ENVIRONMENTAL MITIGA	244,500	194,500	48,625	36,510	231,010	13,490	
1.3.084.03.040.06 - UMS.1253: PEDESTRIAN/BIKE	18,969	12,501	0	0	12,501	6,468	
1.3.084.03.040.07 - UMS.1253: AUTOMOBILE BUS ACCE	1,547,185	48,001	0	0	48,001	1,499,184	
1.3.084.03.040.08 - UMS.1253: TEMPORARY FACILITIES	10,398,701	9,669,761	14,556	0	9,669,761	728,940	
1.3.084.03.050.02 - UMS.1253: TRAFFIC SIGNALS AND	4,773,076	2,600,000	50,000	146,800	2,746,800	2,026,276	
1.3.084.03.050.03 - UMS.1253: TRACTION POWER SUPPL	1,815,534	9,001	0	1,000	10,001	1,805,533	
1.3.084.03.050.04 - UMS.1253: TRACTION POWER DISTR	216,957	66,038	0	0	66,038	150,919	
1.3.084.03.050.05 - UMS.1253: COMMUNICATIONS	1,134,314	5,001	2,500	0	5,001	1,129,313	
84 - UNION SQUARE/MARKET STREET STATION (UMS) CMODs	191,294	111,258	0	0	111,258	80,036	
1.3.084.84.020.03 - CMOD:UMS.1253: UNDERGROUD STATION	37,456	21,258	0	0	21,258	16,198	
1.3.084.84.020.07 - CMOD:UMS.1253: ELEVATORS, ESCALATORS	90,000	90,000	0	0	90,000	0	
1.3.084.84.040.02 - CMOD:UMS.1253: SITE UTILITIES UTIL	63,838	0	0	0	0	63,838	
1.3.084.94.020.03 - UMS.1253: AC: ALLOC CONTING	4,808,706	0	0	0	0	4,808,706	54
85 - CHINATOWN STATION (CTS) - WORK PACKAGE 1254	247,567,810	98,887,989	2,028,370	5,060,440	103,948,429	143,619,381	
1.3.085.04.010.07 - CTS.1254: GUIDEWAY: UNDERGROUND TUNNEL	76,417,579	15,238,201	1,891,956	4,556,594	19,794,795	56,622,784	
1.3.085.04.020.03 - CTS.1254: UNDERGROUND STATION	133,001,053	60,357,476	106,223	430,655	60,788,131	72,212,922	
1.3.085.04.020.07 - CTS.1254: ELEVATORS ESCALATOR	6,812,856	1,112,501	0	0	1,112,501	5,700,355	
1.3.085.04.040.01 - CTS.1254: DEMOLITION CLEARING	400,000	400,000	0	0	400,000	0	
1.3.085.04.040.02 - CTS.1254: SITE UTILITIES UTIL	6,001,718	4,538,086	10,000	47,500	4,585,586	1,416,132	
1.3.085.04.040.03 - CTS.1254: HAZARDOUS MATERIALS	350,000	12,500	0	0	12,500	337,500	
1.3.085.04.040.04 - CTS.1254: ENVIRONMENTAL MITIGA	325,665	206,064	0	0	206,064	119,601	
1.3.085.04.040.06 - CTS.1254: PEDESTRIAN/BIKE	15,000	0	0	0	0	15,000	
1.3.085.04.040.07 - CTS.1254: AUTOMOBILE BUS ACCE	225,677	19,500	0	8,000	27,500	198,177	
1.3.085.04.040.08 - CTS.1254: TEMPORARY FACILITIES	16,571,322	15,804,762	0	0	15,804,762	766,560	
1.3.085.04.050.02 - CTS.1254: TRAFFIC SIGNALS AND	1,599,593	938,898	17,691	17,691	956,589	643,004	
1.3.085.04.050.03 - CTS.1254: TRACTION POWER SUPPL	4,063,927	227,500	0	0	227,500	3,836,427	
1.3.085.04.050.04 - CTS.1254: TRACTION POWER DISTRIBUTION	124,481	30,000	0	0	30,000	94,481	
1.3.085.04.050.05 - CTS.1254: COMMUNICATIONS	1,658,938	2,500	2,500	0	2,500	1,656,438	
85 - CHINATOWN STATION (CTS) CMODs	2,602,458	834,528	0	215,181	1,049,709	1,552,749	55
1.3.085.85.040.01 - CMOD:CTS.1254: POWER POLE	155,956	148,212	0	0	148,212	7,744	
1.3.085.85.040.02 - CMOD:CTS.1254: SITE UTILITIES UTIL	114,570	114,570	0	0	114,570	0	
1.3.085.85.040.03 - CMOD:CTS.1254: HAZARDOUS MATERIALS	2,274,225	514,039	0	215,181	729,220	1,545,005	
1.3.085.85.040.08 - CMOD:CTS.1254: TEMPORARY FACILITIES	57,707	57,707	0	0	57,707	0	
1.3.085.95.020.03 - CTS.1254: AC: ALLOC CONTING	2,322,542	0	0	0	0	2,322,542	56
86 - YERBA BUENA MOSCONE STATION (YBM) - WORK PACKAGE 1255	158,089,000	85,781,298	1,987,843	815,924	86,597,222	71,491,778	
1.3.086.05.020.03 - YBM.1255: UNDERGROUND STATION	119,048,929	62,949,299	1,484,376	481,300	63,430,599	55,618,329	
1.3.086.05.020.07 - YBM.1255: ELEVATORS ESCALATOR	5,333,287	804,611	0	0	804,611	4,528,676	

[A] Cost Account Description	BUDGET	ACTUAL COSTS				[G] VARIANCE (B - F)	COST REPORT NOTES
	[B] June 2016 Budget (YOE)	[C] PRIOR MONTH Total	[D] PRIOR MONTH Monthly	[E] CURRENT Monthly	[F] CURRENT Total		
1.3.086.05.040.01 - YBM.1255: DEMOLITION CLEARING	657,000	657,000	0	0	657,000	0	
1.3.086.05.040.02 - YBM.1255: SITE UTILITIES UTIL	6,520,189	5,790,219	55,000	151,200	5,941,419	578,771	
1.3.086.05.040.03 - YBM.1255: HAZARDOUS MATERIALS	2,629,439	1,552,221	159,995	124,715	1,676,936	952,503	
1.3.086.05.040.04 - YBM.1255: ENVIRONMENTAL MITIGA	100,000	84,476	0	0	84,476	15,524	
1.3.086.05.040.06 - YBM.1255: PEDESTRIAN/BIKE	16,665	1	0	0	1	16,664	
1.3.086.05.040.07 - YBM.1255: AUTOMOBILE BUS ACCE	1,542,725	491,401	0	0	491,401	1,051,324	
1.3.086.05.040.08 - YBM.1255: TEMPORARY FACILITIES	15,564,753	12,331,616	146,799	(47,473)	12,284,143	3,280,610	
1.3.086.05.050.02 - YBM.1255: TRAFFIC SIGNALS AND	1,726,492	1,058,153	141,673	97,682	1,155,835	570,657	
1.3.086.05.050.03 - YBM.1255: TRACTION POWER SUPPL	3,708,425	59,800	0	1,000	60,800	3,647,625	
1.3.086.05.050.05 - YBM.1255: COMMUNICATIONS	1,241,096	2,501	0	7,500	10,001	1,231,095	
86 - YERBA BUENA MOSCONE STATION (YBM) CMODs	(1,073,031)	602,929	0	143,020	745,949	(1,818,980)	
1.3.086.86.040.01 - CMOD:YBM.1255: DEMOLITION CLEARING	84,509	0	0	84,509	84,509	0	
1.3.086.86.040.02 - CMOD:YBM.1255: SITE UTILITIES UTIL	673,151	599,751	0	58,511	658,262	14,889	
1.3.086.86.040.08 - CMOD:YBM.1255: TEMPORARY FACILITIES	(1,830,691)	3,178	0	0	3,178	(1,833,869)	
1.3.086.96.020.03 - YBM.1255: AC: ALLOC CONTING	6,073,032	0	0	0	0	6,073,032	57
87 - SURFACE TRACKWORK AND SYSTEMS -WORK PACKAGE 1256	139,989,000	38,358,820	864,200	1,671,395	40,030,215	99,958,785	
1.3.087.09.010.02 - STS.1256: GUIDEWAY: AT-GRADE SEMI-EXCLUSIVE (ALLOWS CROSS TRAFFIC)	2,860,000	145,000	0	0	145,000	2,715,000	
1.3.087.09.010.06 - STS.1256: GUIDEWAY: UNDERGROUND CUT & CVR	10,274,450	424,501	12,000	172,500	597,001	9,677,449	
1.3.087.09.010.07 - STS.1256: GUIDEWAY: UNDERGROUN	16,510,764	1,333,733	78,000	415,000	1,748,733	14,762,031	
1.3.087.09.010.09 - STS.1256: TRACK DIRECT FIXATION	6,761,089	2,606,871	0	20,000	2,626,871	4,134,219	
1.3.087.09.010.12 - STS.1256: TRACK: SPECIAL	4,449,637	2,618,600	0	0	2,618,600	1,831,037	
1.3.087.09.020.01 - STS.1256: AT-GRADE STATION	6,673,138	1,419,168	98,353	0	1,419,168	5,253,970	
1.3.087.09.040.02 - STS.1256: SITE UTILITIES, UTILITY RELOCA	17,509,893	9,255,593	571,263	614,045	9,869,638	7,640,255	
1.3.087.09.040.03 - STS.1256: HAZARDOUS MATERIALS	200,000	183,626	0	0	183,626	16,374	
1.3.087.09.040.04 - STS.1256: ENVIRONMENTAL MITIGATION	50,000	50,000	0	0	50,000	0	
1.3.087.09.040.07 - STS.1256: AUTOMOBILE BUS ACCE	2,116,925	39,001	0	0	39,001	2,077,924	
1.3.087.09.040.08 - STS.1256: TEMPORARY FACILITIES	13,850,984	10,195,423	36,000	208,080	10,403,503	3,447,481	
1.3.087.09.050.01 - STS.1256: TRAIN CONTROL AND SIGNALS	27,543,451	6,030,403	18,890	2,000	6,032,403	21,511,048	
1.3.087.09.050.02 - STS.1256: TRAFFIC SIGNALS AND	4,485,368	2,381,149	39,434	59,100	2,440,249	2,045,119	
1.3.087.09.050.03 - STS.1256: TRACTION POWER SUPPL	9,911,014	817,640	7,000	166,000	983,640	8,927,374	
1.3.087.09.050.04 - STS.1256: TRACTION POWER DISTRIBUTION	6,099,675	806,611	3,260	14,670	821,281	5,278,394	
1.3.087.09.050.05 - STS.1256: COMMUNICATIONS	8,028,025	51,500	0	0	51,500	7,976,525	
1.3.087.09.050.07 - STS.1256: CENTRAL CONTROL	2,664,586	1	0	0	1	2,664,585	
87 - SURFACE TRACKWORK AND SYSTEMS (STS) CMODs	1,463,954	869,999	313,053	300,000	1,169,999	293,955	
1.3.087.89.040.02 - CMOD:STS.1256: SITE UTILITIES, UTILITY RELOCA	413,431	413,431	108,053	0	413,431	0	
1.3.087.89.040.03 - CMOD:STS.1256: HAZARDOUS MATERIALS	18,221	18,219	0	0	18,219	2	
1.3.087.89.040.08 - CMOD:STS.1256: TEMPORARY FACILITIES	1,032,302	438,349	205,000	300,000	738,349	293,953	
1.3.087.99.020.01 - STS.1256: AC: ALLOC CONTING	3,536,045	0	0	0	0	3,536,045	58
141 - CONSTRUCTION ADMINISTRATION	2,956,812	0	0	0	0	2,956,812	
1.3.141.97.080.04 - CONSTR.ADMIN:ALLOC CONTING	2,956,812					2,956,812	
142 - LEGAL/PERMITS	2,014,204	0	0	0	0	2,014,204	

[A] Cost Account Description	BUDGET	ACTUAL COSTS				[G] VARIANCE (B - F)	COST REPORT NOTES
	[B] June 2016 Budget (YOE)	[C] PRIOR MONTH Total	[D] PRIOR MONTH Monthly	[E] CURRENT Monthly	[F] CURRENT Total		
1.3.142.01.080.06 - LGL.PRMTSF:LEGAL; PERMITS	2,014,204	0	0	0	0	2,014,204	
144 - STARTUP	8,300,329	0	0	0	0	8,300,329	
1.3.144.01.080.08 - STRT: STARTUP	6,941,907	0	0	0	0	6,941,907	
1.3.144.97.080.08 - STRTA: AC STARTUP ALLOC CONTIN	1,358,422					1,358,422	
151 - TEMPORARY LICENSE AGREEMENT	17,000	0	0	0	0	17,000	
1.3.151.01.080.06 - TEMP.LICPORARY LICENSE AGREEME	17,000	0	0	0	0	17,000	
170 - COMMUNICATIONS CONNECTIONS	5,757,629	0	0	0	0	5,757,629	
1.3.170.01.050.04 - COMM.CONNN:COMMUNICATION CONN	5,757,629	0	0	0	0	5,757,629	
181 - AON RISK INSURANCE CS 163	18,113,750	18,798,132	0	0	18,798,132	(684,382)	
1.3.181.01.040.08 - AON.CS163 AON RISK INS.	18,088,750	18,773,132	0	0	18,773,132	(684,382)	
1.3.181.01.080.03 - AON.CS171 AON RISK INS. STUDY	25,000	25,000	0	0	25,000	0	
191 - FARE COLLECTION CONTRACTOR	5,400,000	0	0	0	0	5,400,000	
1.3.191.01.050.06 - FARE.CONsul:FARE COLLECTION	5,400,000	0	0	0	0	5,400,000	
192 - THALES T&S CENTRAL CONTROL	487,972	50,000	0	0	50,000	437,972	
1.3.192.01.050.01 - THALES T&S ATCS	487,972	50,000	0	0	50,000	437,972	
202 - JOC2-022.0	63,938	0	0	0	0	63,938	
1.3.202.01.040.02 - JOC2-022:15&22 POTHOLING UTILI LGHT FNDS	63,938	0	0	0	0	63,938	
203 - JOC2-029.0	53,317	0	0	0	0	53,317	
1.3.203.07.040.02 - JOC0292-029: RELOCATE VAULTS-S	53,317	0	0	0	0	53,317	
302 - PG&E	1,988,173	2,749,912	0	0	2,749,912	(761,739)	
1.3.302.03.050.03 - PGE PERMANENT POWER UMS	(2,350,000)	0	0	0	0	(2,350,000)	
1.3.302.03.050.03 - PGE POWER FEED UMS	2,959,826	115,690	0	0	115,690	2,844,136	
1.3.302.04.050.03 - PGE PERMANENT POWER CTS	(2,350,000)	0	0	0	0	(2,350,000)	
1.3.302.04.050.03 - PGE POWER FEED CTS	2,959,826	0	0	0	0	2,959,826	
1.3.302.05.050.03 - PGE PERMANENT POWER YBM	(2,368,540)	0	0	0	0	(2,368,540)	
1.3.302.05.050.03 - PGE POWER FEED YBM	3,125,222	2,634,222	0	0	2,634,222	491,000	
1.3.302.09.050.03 - PGE POWER FEED STS	11,839	0	0	0	0	11,839	
331 - BAY AREA RAPID TRANSIT (BART)	951,356	60,455	0	0	60,455	890,901	
1.3.331.01.080.04 - CM:SFMTA LABOR-ENG SVCS-IRP/BART/SF	0	33,152	0	0	33,152	(33,152)	
1.3.331.01.080.06 - CM: BAY AREA RAPID TRANSIT (BART) [122A]	951,356	27,304	0	0	27,304	924,052	
333 - AMERICAN PUBLIC TRANSP. ASSOCIATION (APTA) CS-APTA	146,500	54,612	0	0	54,612	91,888	
1.3.333.01.080.03 - APTA:APTA - IRP [2G]	46,500	27,304	0	0	27,304	19,196	
1.3.333.01.080.03 - APTA:APTA - IRP [2C]	100,000	27,308	0	0	27,308	72,692	
334 - BART FARE COLLECTION SYSTEM	700,000	0	0	0	0	700,000	
1.3.334.01.050.06 - BART:BART FARE COLLECTION EQP	700,000	0	0	0	0	700,000	
401 - ECONOMIC AND WORKFORCE DEVELOPMENT (EWD)	17,600	17,600	0	0	17,600	0	
1.3.401.01.080.04 - EWD: MA YORS OFFICE ECON DEV	17,600	17,600	0	0	17,600	0	
402 - DEPARTMENT OF TECHNOLOGY	242,371	237,534	0	0	237,534	4,837	
1.3.402.07.050.04 - DT:1UTL:COMM. CONNECTIONS	166,756	166,179	0	0	166,179	577	
1.3.402.08.050.04 - DT:2UTL:COMM.CONNECTIONS	75,615	71,354	0	0	71,354	4,261	

[A] Cost Account Description	BUDGET	ACTUAL COSTS				[G] VARIANCE (B - F)	COST REPORT NOTES
	[B] June 2016 Budget (YOE)	[C] PRIOR MONTH Total	[D] PRIOR MONTH Monthly	[E] CURRENT Monthly	[F] CURRENT Total		
404 - DEPARTMENT OF BUILDING INSPECTION (DBI)	1,204,081	1,204,081	0	0	1,204,081	0	
1.3.404.01.080.06 - DPT OF BUILDING INSPECTION	1,204,081	1,204,081	0	0	1,204,081	0	
491 - FORM B - REIMBURSEMENT	(12,227,954)	0	0	0	0	(12,227,954)	
1.3.491.02.040.02 - FORMB - CONTRACT 1252 UTILITY REIMBUR	(254,050)	0			0	(254,050)	59
1.3.491.03.040.02 - FORMB - UMS:CONTRACT 1300 UTILITY REIMBURSEMENT	(528,370)	0			0	(528,370)	60
1.3.491.04.040.02 - FORMB - CTS:CONTRACT 1300 UTILITY REIMBURSEMENT	(451,703)	0			0	(451,703)	61
1.3.491.05.040.02 - FORMB - YBM:CONTRACT 1300 UTILITY REIMBURSEMENT	(100,000)	0			0	(100,000)	62
1.3.491.07.040.02 - FORMB - CONTRACT 1250 UTILITY REIMBUR	(2,275,419)	0			0	(2,275,419)	64
1.3.491.08.040.02 - FORMB - CONTRACT 1251 UTILITY REIMBUR	(7,618,412)	0			0	(7,618,412)	65
1.3.491.09.040.02 - FORMB - STS:CONTRACT 1300 UTILITY REIMBURSEMENT	(1,000,000)	0			0	(1,000,000)	66
TOTAL CONSTRUCTION PHASE	1,328,140,481	747,752,593	11,350,030	13,803,243	761,555,836	566,638,521	
1.4.091.01.070.01 - LRVS: LIGHT RAIL VEHICLES RFP [34B]	1,325,000	1,319,773	0	0	1,319,773	5,227	
1.4.091.01.070.01 - LRVS: LIGHT RAIL VEHICLES PROJECT MGT [68E]	827,132	828,179	246	(128)	828,051	(919)	
1.4.091.01.070.01 - LRVS: LRV PROCUREMENT ODC	25,000	0	0	0	0	25,000	
1.4.091.01.070.01 - LRVS: LRV PROCUREMENT	11,131,868	0	0	0	0	11,131,868	
1.4.091.97.070.01 - LRVA:AC: VEHICLES ALLOC CONTI	13,076,653					13,076,653	21
TOTAL VEHICLES	26,385,653	2,147,952	246	(128)	2,147,824	24,237,830	
1.5.015.01.060.01 - RE: EASEMENT ACQUISIT	400,000	322,939	0	0	322,939	77,061	
1.5.015.01.060.01 - RE: REAL EST SITE ACQ	16,523,400	14,307,667	0	0	14,307,667	2,215,733	
1.5.015.01.060.01 - RE: REAL ESTATE	750,000	766,272	0	0	766,272	(16,272)	
1.5.015.01.060.01 - RE: REC & PARK MOU	6,987,624	6,987,624	0	0	6,987,624	0	
1.5.015.01.060.01 - RE:-DEPT OF TRANSPOR	2,686,000	2,686,000	0	0	2,686,000	0	
1.5.015.01.060.01 - RE:-LICENSES FEES	400,000	381,311	0	0	381,311	18,689	
1.5.015.97.060.01 - RE:A:AC: RE: REAL ESTATE ALLO	5,265,478					5,265,478	
1.5.023.01.060.01 - ATTY:REAL ES	2,212,882	2,678,858	0	0	2,678,858	(465,976)	
1.5.101.01.060.02 - RES.RELO: RELOCATION COST	1,275,200	1,289,701	0	0	1,289,701	(14,501)	
1.5.102.01.060.02 - COMM.RELO-RELOC COMMERCIAL	905,311	1,119,729	0	0	1,119,729	(214,418)	
TOTAL ROW, LAND, EXISTING IMPROVEMENTS	37,405,895	30,540,101	0	0	30,540,101	6,865,794	
90 - CONTINGENCY	79,713,257					79,713,257	
1.7.500.91.090.00 - UNALLOCATED CONTINGENCY	24,749,924					24,749,924	67
TOTAL ALLOCATED CONTINGENCY	54,963,333					54,963,333	
TOTAL PROJECT COST	1,578,300,001	941,290,172	11,350,276	13,803,114	955,093,287	623,260,591	

7.1 Program Project Budget	
1	The Central Subway Project (CSP) (SFMTA Capital Program CPT 544) is defined in the FTA-SFMTA October 2012 Full Funding Grant Agreement with a budget of \$1.578 billion.
2	The TBM Retrieval Shaft Relocation (SFMTA Capital Program CPT 690) is one of four capital projects that is related to CSP. These projects are reported for background information as needed outside of the main body of the Project Monthly Progress Report.
3	The Chinatown Plaza (CPT 718) is for Chinatown Station enhancement capital project. The project has funding outside of the Central Subway Project. The construction is carried out in Contract 1300 Contract Modifications.
4	CPT 665 is a Real Estate project to relocation in compliance with California regulations for business relocations but outside of the Central Subway Project as defined by the FTA FFGA.
5	CPT 705 is an SFMTA capital improvement between the Agency and community stakeholders outside of the Central Subway Project.
6	Utility company reimbursements (Form B) result in funds received for work carried out on behalf of utilities concurrent to CSP work to achieve efficiencies.
7	PG&E Power Feed reimbursement funds are the refunds from PG&E when completion of Stations construction and switch to permanent power.
8	BART Elevator funds are reimbursements for work carried out on behalf of BART to install BART Powell Street Station elevator.
9	The Tutor Perini - CAD Files funds are the result of payments by the contractor for project documentation not included in the contract.
10	SFPUC Sewer Main funds are reimbursements for work carried out on behalf of San Francisco PUC (includes 10% construction contingency).
11	Traffic Effectiveness Project funded Contract Modification #40 for Culvert, Street & Sidewalk Restoration in North Beach are reimbursements for work carried out in Contract 1252 on behalf of SFMTA SSD.
12	SFPUC 24" Water Main funds are reimbursements for work carried out in Contract 1252 Contract Modification #41 on behalf of San Francisco PUC (includes construction management cost).
13	SFPUC North Beach 24" Water Main Additional Work funds are reimbursements for work carried out in Contract 1252 Contract Modification #48 on behalf of San Francisco PUC (includes construction management cost).
14	CN1300 Contract Modification #6 is funded by Chinatown Plaza (CPT 718) project.
14a	Traffic Effectiveness Project funded Contract Modification #51 for support for North Beach Restoration, OCS and Streetlighting which are reimbursements for work carried out in Contract 1252.

7.4 Contingency Management Trend Report	
15	In Oct 2014 Report, updated Contract 1250 contract cost to segregate contract amount and contract modification amount. Note that September 2013 Supplemental Authorized Contingency "column f" did not include completed contract.

16	In Oct 2014 Report, updated Contract 1251 contract cost to segregate contract amount and contract modification amount. Note that September 2013 Supplemental Authorized Contingency "column f" did not include completed contract.
17	Contract 1252 Original Contract Value "column a" and Original Contingency "column f" did not match September 2013 Supplemental due to Supplemental were used the revised value to reflect Contract Modifications #3-#18. Reduced Contract 1252 contingency to reflect CMod #20 for retrieval shaft relocation cost \$5.15M funded by CPT690, CMod #40 for Culvert, Street & Sidewalk Restoration cost \$694,651 funded by Traffic Effectiveness Project (TEP), and CMod #41 for install 24" Water Main in North Beach cost \$328,860 funded by SFPUC. In August 2015 report, release \$15M CN1252 Tunnel assigned contingency to program unallocated contingency. In March 2106 report, reduced Contract 1252 contingency by \$377,435 cost to reflect certification of five CMODS. CMod#49, #52 and #53 total \$221,967 are funded by CPS. CMod#51 Support for North Beach Restoration, OCS and Streetlighting cost of \$155,468 is being funded by TEP. Released \$155,468 CN1252 allocated contingency to program's unallocated contingency. In May 2016 report, reduced Contract 1252 contingency by \$185,913 cost to reflect certification of two CMODS.
18	BART Elevator scope and SFPUC Sewer Main scope is in Contract 1300; effort will be funded by BART. In January 2015 Report, corrected Station Contract value to match awarded amount.
19	In March 2016 Report, lowered Contract 1300 Stations CTS contingency by \$75,000 because Contract Modification #6 was funded by Project CPT718. The \$75,000 has been transferred to program's unallocated contingency.
20	In April 2015 report, real estate budget stated in RAMP Rev5 is \$36.7M, including \$1M contingency. The cost workbook ROW & contingency budget reflects this with \$36,511,799 and \$1,000,000 respectively. Revised costbook ROW budget & contingency to be \$37,511,799. The \$4,265,478 Caltrans lease savings is allocated to ROW allocated contingency.
21	In Dec 2014 Report, redistributed LRV budget to reflect recent firm bid cost per vehicle (\$3,327,250/unit) from vehicle procurement contract award. (SFMTA Board meeting 15JUL14, calendar item #11). Vehicle line item total budget remains unchanged, redistributed fund by reducing base amount to \$13,309,000, column "c" and increased allocated contingency column "h", by same amount.
22	In Oct 2014 Report, made two corrections: i) revised Professional Services, Original Contract Value "column a" from \$310,518,041 to \$310,618,041, ii) revised Original Congency. "column f" unallocated contingency from \$3,883,481 to \$3,845,945. In April 2015 report, used \$500K program contingency for CS-175 Bayland Soil Process contract. In August 2015 Report, added \$15M from Contract 1252. In March 2016 Report, the \$155,468 costs funded by other project offset credits and \$75K funded by CPT718 added to program's unallocated contingency.
23	The total Central Subway Project budget of \$1.578 billion, based on the October 2012 FFGA with the FTA, is the primary MPR report reference.
24	Estimate at Completion is shown at Column "e".
25	Estimate at Completion vs. Budget variance is shown at Column "k".

7.5 Contract Modification/Trend Log - Contract 1300 Stations

26	Reported all trend cost for Contractor Change Order Requests and Proposed Contract Change and applied probability to forecasted trends. In April 2016 Report, reviewed probability formula and adjusted cost.
----	---

7.6 Budget Revisions: Report Sorted by Construction Packages

27	In Dec 2014 Report, reduced CN1252 allocated contingency by \$28K to execute Contract Modification #46, see Report 7.5 Detail Contingency Usage Report. In August 2015 report, release \$15M CN1252 Tunnel assigned contingency to program unallocated contingency. In March 2016 report, five contract modifications certified totaling \$377,435 of which \$155,468 is using another source of funding. Released \$155,648 from CN1252 Tunnel assigned contingency to program unallocated contingency. In May 2016 Report, reduced CN1252 allocated contingency by \$186K to execute Contract Modification #54 and #55, see Report 7.5 Detail Contingency Usage Report.
28	In March 2016 Report, lowered Contract 1300 Stations CTS contingency by \$75,000 because Contract Modification #6 was funded by Project CPT718. The \$75,000 has been transferred to program's unallocated contingency. Refer to Report Note #19
29	Budget for Soil Process contract.
30	Program contingency increased by \$5,265,478. Refer to Report Note #20.
31	In Dec 2014 Report, redistributed LRV budget to reflect recent firm bid cost per vehicle (\$3,327,250/unit) from vehicle procurement contract award. (SFMTA Board meeting 15JUL14, calendar item #11). Vehicle line item total budget remains unchanged, redistributed fund by reducing base amount to \$13,309,000 and increased allocated contingency by same amount.
32	In April 2015 report, program contingency decreased by \$500,000. Refer to Reports #20. In August 2015 report, release \$15M CN1252 Tunnel assigned contingency to program unallocated contingency. In March 2016 report, released \$155,468 from Contract 1252 Tunnel assigned contingency and \$75,000 from Contract 1300 Stations assigned contingency totaling \$230,956.

7.9 Detail Monthly Expenditure Report

Phase 1 Preliminary Engineering	
33	Famis cost for Preliminary Engineering (PE) is \$48,210,903.71. Cost Report for Preliminary Engineering (PE) is \$46,542,060. Some Design cost reported in Famis were moved to Design Phase, refer to Notes #19 and #20.

Phase 2 Design Phase	
34	Famis cost adjustment to transfer Project Management cost from July 2013 to Phase 3 Construction Phase.
35	Famis Phase 1 PE Index Code: 357906.CPT5441112 cost is \$10,222,939 \$8,949,300 is reported in Cost Report Phase 1 PE and the balance of \$1,273,639 is reported in Phase 2 Design.
36	1.2.021.01.080.03 - FD:CTYCO-ARTS COMMISSION [357909ART001.CPT5441227]: FAMIS: \$1,425,167 Cost Report: \$1,425,167 cost is reported in Phase 2 Design, 1.2.021.01.080.03 Cost Transfer: Remaining cost is reported in Phase 3 Construction, 1.3.021.01.080.03 - ARTS:CTYCO-ARTS COMMISSION [357909ART001.CPT5441227]

37	1.2.055.01.080.02 - FD:ODCs - 651 BRANNAN STREET [35CPT5441241.CPT5441241]: FAMIS: \$2,294,910 Cost Report: \$2,294,910 1.2.055.01.080.02 Cost Transfer: Future costs to be allocated to 1.3.055.01.080.02 - FD:ODCs - 651 BRANNAN STREET [35CPT5441241.CPT5441241]
38	1.2.063.01.080.03 - AECOM.CS149 OM-EPC JV CS149-PM [68CPT544133D.CPT544133D]: FAMIS: \$4,698,167 Cost Report: \$4,698,167 on 1.2.063.01.080.03 Cost Transfer: Future costs to 1.3.063.01.080.03 - AECOM.CS149 OM-EPC JV CS149-PM [68CPT544133D.CPT544133D]
39	AVA Cost \$395,204 is reported in Phase 2 Final Design 1.2.066.01.080.03
40	1.2.071.01.080.02 - FD:FINAL DESIGN-DP1 [35CPT5441232.CPT5441232]: FAMIS: \$5,608,147 Cost Report: \$5,469,336 Cost Transfer: \$138,811 to 1.3.071.01.080.04 - FD:FINAL DESIGN-DP1 [35CPT5441232.CPT5441232]
41	1.2.072.01.080.02 - FD:FINAL DESIGN-DP2 [35CPT5441233.CPT5441233]: FAMIS: \$26,268,511 COST REPORT: \$26,220,609 COST TRANSFER: \$47,902 to 1.3.072.01.080.04 - FD:FINAL DESIGN-DP2 [35CPT5441233.CPT5441233]
42	1.2.073.01.080.02 - FD:FINAL DESIGN-DP3 [35CPT5441236.CPT5441236]: FAMIS: \$11,502,372 COST REPORT: \$11,432,312 COST TRANSFER: \$70,060 to 1.3.073.01.080.04 - CM: DP3 [35CPT5441236.CPT5441236]

Phase 3 CONSTRUCTION PHASE	
43	1.3.021.01.080.03 - ARTS:CTYCO-ARTS COMMISSION [357909ART001.CPT5441227]: FAMIS: \$1,525,982 Cost Report: \$1,425,167 1.2.021.01.080.03 Cost Transfer: any future costs to 1.3.021.01.080.03
44	1.3.055.01.080.02 - FD:ODCs - 651 BRANNAN STREET [35CPT5441241.CPT5441241]: FAMIS: \$2,294,910 Cost Report: \$2,294,910 1.2.055.01.080.02 - FD:ODCs - 651 BRANNAN STREET [35CPT5441241.CPT5441241] Cost Transfer: Future costs to be allocated to 1.3.055.01.080.02
45	1.3.063.01.080.03 - AECOM.CS149 OM-EPC JV CS149-PM [68CPT544133D.CPT544133D]: FAMIS: \$4,698,167 Cost Report: \$4,698,167 on 1.2.063.01.080.03 Cost Transfer: Future costs to 1.3.063.01.080.03 - AECOM.CS149 OM-EPC JV CS149-PM [68CPT544133D.CPT544133D]

46	Used \$500K program contingency for CS-175 Bayland Soil Process contract. Refer to Report Notes #20.
47	1.3.071.01.080.04 - FD:FINAL DESIGN-DP1 [35CPT5441232.CPT5441232]: FAMIS: \$5,608,147 Cost Report: \$5,469,336 Cost Transfer: \$138,811 to 1.3.071.01.080.04 - FD:FINAL DESIGN-DP1 [35CPT5441232.CPT5441232]
48	1.3.072.01.080.04 - FD:FINAL DESIGN-DP2 [35CPT5441233.CPT5441233]: FAMIS: \$26,268,511 COST REPORT: \$26,220,609 COST TRANSFER: \$47,902 to 1.3.072.01.080.04 - FD:FINAL DESIGN-DP2 [35CPT5441233.CPT5441233]
49	Contract 1251 Final cost is \$20,794,582.
50	In March 2016, contract 1252 modifications budget and actuals have been realigned and adjusted to reflect actuals costs.
51	In March 2016, contract 1252 modifications budget and actuals have been realigned and adjusted to reflect actuals costs.
52	In July 2015 Report, used Contract 1300 Contractor schedule to report budget and actual cost. The Standard Cost Categories (SCC) allocation changed from previous reports. In August 2015 Report, adjusted some of Contract 1300 Contractor SCC assignment to match most of previous SCC assignment. In March 2016, \$75,000 Cmod#6 subtracted from CN1300 Stations contingency (using CPT718 funding) and transferred to Program contingency; this lead to the total CN1300 Station budget being lowered.
53	Revised Contract 1252 allocated contingency SCC code from 040.08 to 010.07.
54	Revised Contract 1300/UMS allocated contingency SCC code from 040.08 to 020.03.
55	In March 2016 Report, reduced Contract 1252 contingency by \$377,435 cost to reflect certification of five CMODS.
56	Revised Contract 1300/CTS allocated contingency SCC code from 040.08 to 020.03.
57	Revised Contract 1300/YBM allocated contingency SCC code from 040.08 to 020.03.
58	Revised Contract 1300/STS allocated contingency SCC code from 040.08 to 020.01.
59	Revised Form B Reimbursements SCC code from 900.01 to 040.02
60	Revised Form B Reimbursements SCC code from 900.01 to 040.02
61	Revised Form B Reimbursements SCC code from 900.01 to 040.02
62	Revised Form B Reimbursements SCC code from 900.01 to 040.02
63	Revised Form B Reimbursements SCC code from 900.01 to 040.02
64	Revised Form B Reimbursements SCC code from 900.01 to 040.02
65	Revised Form B Reimbursements SCC code from 900.01 to 040.02
66	Revised Form B Reimbursements SCC code from 900.01 to 040.02
67	Increase Program contingency \$1,023,508. Refer to Report Notes #11 and #12. In April 2015 report, program contingency decreased by \$500,000. Refer to Report Notes #20. In August 2015 report, release \$15M CN1252 Tunnel assigned contingency to program unallocated contingency. In March 2016 report, program unallocated contingency increased by \$230,468.

Appendix B

DETAIL SCHEDULE REPORTS

SCHEDULE HIGHLIGHTS

The Master Project Schedule (MPS) below includes progress through June 2016. The June 2016 Schedule Update submittal from Contract 1300 Contractor is rejected due to incorrect schedule logic. The Contract 1300 schedule represented in this report is based on the SFMTA June 2016 Schedule Update.

The MPS shows a forecast Revenue Service Date of July 2019.

The controlling critical (longest) path of the MPS runs through CTS Excavation succeeded by STS Startup & Testing, Commissioning and Pre-Revenue Activities to the Baseline Finish and Revenue Service Date. See Appendix B – Longest Path. The latest schedule shows the longest path running through the Chinatown Station (CTS). Contractor is required to implement a Recovery Schedule to put the Project back on schedule.

Schedule Contingency is fully utilized on the critical path of the MPS, which is below the Minimum Schedule Contingency level of 6 months. A schedule re-evaluation will be performed, utilizing the updated Contract 1300 Schedule. Recovery options are being implemented in key areas as work proceeds. SFMTA continues to meet with Contractor to discuss all schedule concerns and comments. TPC continues to experience lower production rates during their mining activity that resulted in a lost 22 calendar days in month of June. Multiple mitigation measures were continued by TPC in an effort to recover some lost time. It is not unusual for SEM production rates to initially fall behind at activity startup. TPC has identified mitigation measures, extending workday shifts to two-twelve hours shifts, working weekends and re-sequencing critical path activities to recover lost time. Contract 1300 Schedule delay in June results in the forecast Revenue Service Date slipping to July 9, 2019.

Contract 1300 Contractor submitted nineteen (19) Schedule Updates from December 2014 to June 2016. SFMTA rejected eight (8) Schedule Updates from September 2015 to April 2016. SFMTA approved as noted the May 2016 Schedule Update. Contractor has been directed to develop a Recovery Schedule as required by Contract and correct out-of-sequence and Retained Logic driving many of the forecast dates. Review of schedule updates as well as identifying recovery options is ongoing.

Contract 1300 - WP1253 UMS / WP1254R CTS / WP1255 YBM / WP1256 STS:

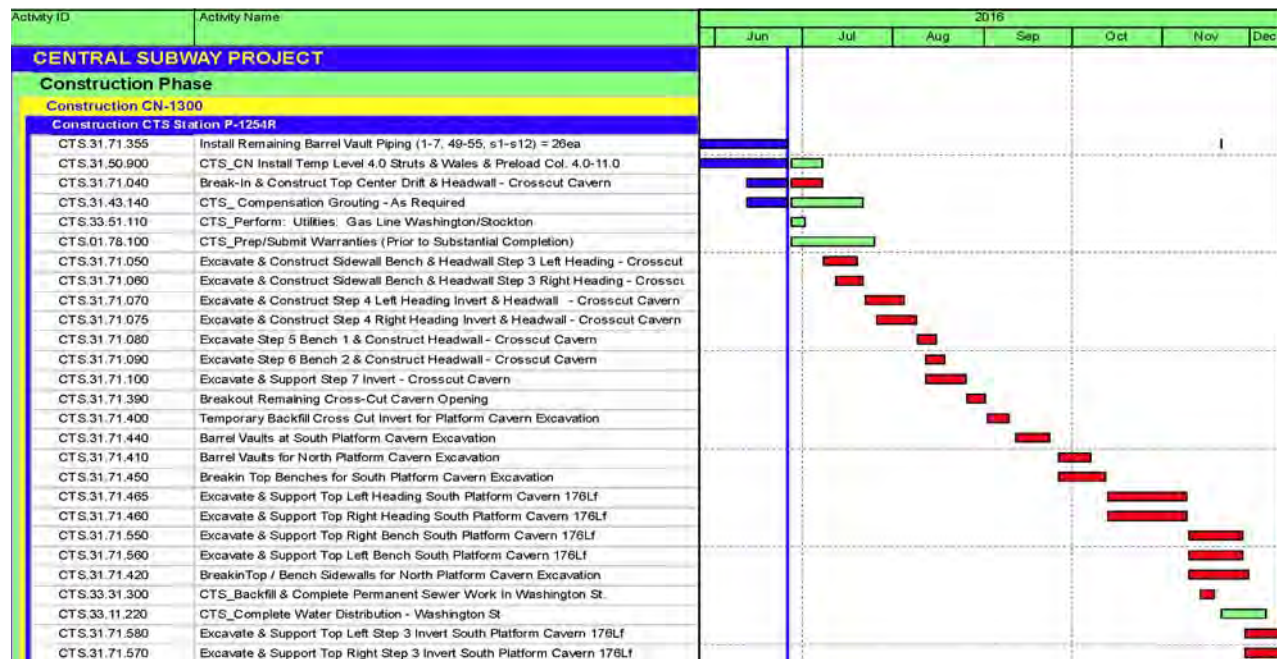
The Contractor, Tutor Perini Corporation's (TPC) baseline schedule is incorporated into the master program. The preliminary SFMTA Contract 1300 June 2016 schedule is used within the June Report. The SFMTA Contract 1300 June 2016 schedule is based on the approved baseline schedule logic with adjustments made for fixing retained logic and lags. SFMTA met with TPC on 7/5/16 to review the draft June 2016 monthly schedule update and discussed required changes for the final June 2016 monthly schedule update. The SFMTA will continue to use their Contract 1300 schedule update as a forecasting tool going forward until the Contract 1300 Contractor submits an acceptable schedule that addresses all of SFMTA scheduling concerns.

Work Package P-1254R (CTS) has performed the following work this month:

- Head house- excavated to Temp Level 4.0 Walers and Struts
- Cross Cut Cavern: Began tunneling under Stockton Street
- Incidental street work (minor), ongoing monitoring and surveying
- North Emergency Egress Shaft – excavation ongoing

Work Package P-1254R (CTS) will perform the following work next month

- Crosscut Cavern: continue tunneling under Stockton Street
- Compensation grouting may take place
- Head house – Level 5 excavation, Walers, and Struts to begin July 15 (approximately) for one week
- Continue with lower level of Crosscut Cavern once Walers and Struts are installed



Work Package P-1253 (UMS) has performed the following work this month:

- Restore one lane on Stockton Street between Post and Geary Streets. O'Farrell full closure has been requested
- North Concourse: Relocate street light conduit; restore sidewalk; complete backfill and install paving. Below deck: continue to install lookouts and star packs; install wales and struts. Continue preconditioning compensation grout pipes
- Platform Station: Continue to backfill, install sheet piles and begin Roof Deck 12. Continue excavation
- South Concourse: Continue to chip/prepare piles for stub beams/vertical drain slots. Install pipe, fabric, and shotcrete
- Ellis Annex: Remove and replace seismic joint, install steel plates, water test seismic joint, install waterproofing, grout protection course and lightweight concrete
- UMS Garage: Continue demolition of 17-Line wall between USG and North Concourse. Complete demolition of garage floor slab and complete contract micropile installation along south wall of garage

Work Package P-1253 (UMS) will perform the following work next month:

- Restore one lane on Stockton Street between Post and Geary Streets. Nighttime closure of one lane on Geary has been requested for AWSS work
- North Concourse: Continue to relocate street light conduit; restore sidewalk; complete backfill and install paving. Below deck: install lookouts and star packs; install wales and struts. Continue drain pipe installation
- Platform Station: Continue preconditioning compensation grout pipes. At roof deck 12, install waterproofing, install sewer bypass, remove and replace existing sewer, install protection mat, install lightweight concrete, install backfill. Continue to excavate Emergency Egress Stairs 3&4
- South Concourse: Install pipe, fabric and shotcrete. Install stub beams and Teflon on stub beams.
- Ellis Annex: Grade base rock, form/pour mud mat invert, install rebar and concrete invert. Install roof deck seismic joint, steel plates, water test seismic joint, install waterproofing, grout protection course and lightweight concrete
- UMS Garage: UMS Garage: Complete demolition of garage floor slab and commence 16-line underpinning micropile installation. Complete FRP B-line wall and continue FRP of structural concrete roof over new ramp. Continue footing installation along south wall of garage.

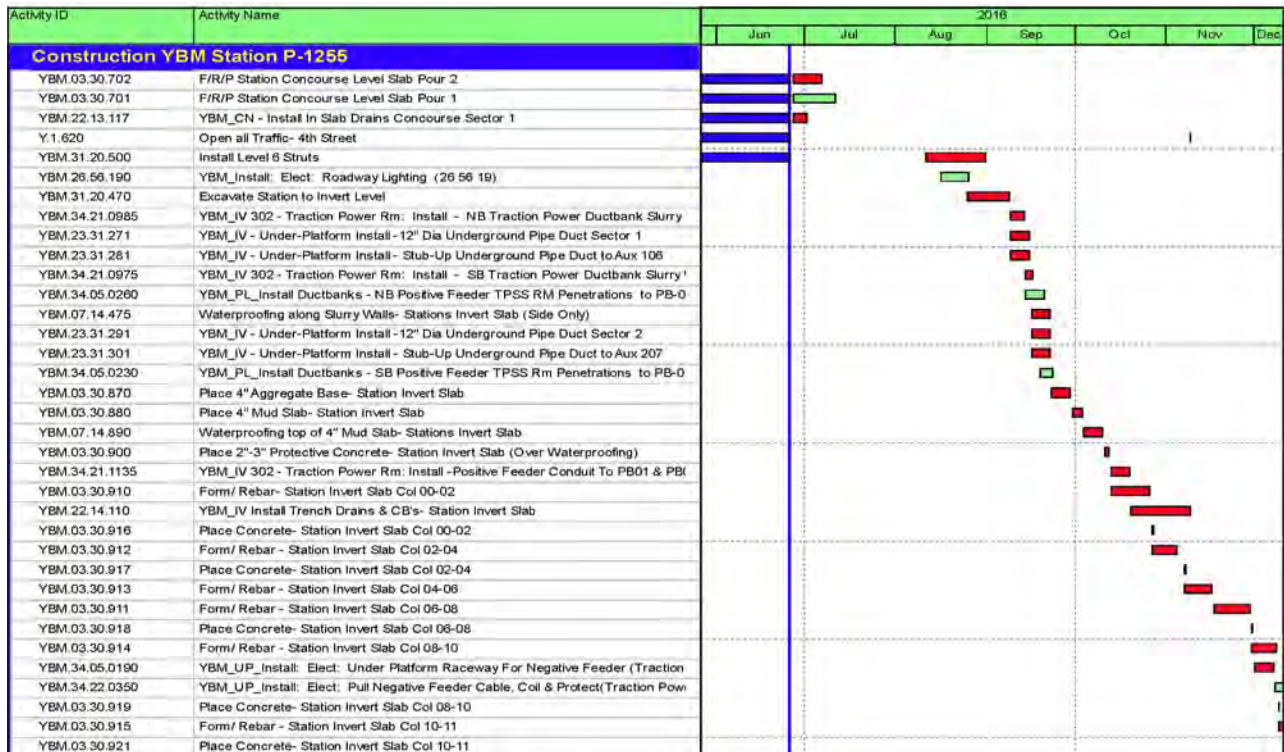


Work Package P-1255 (YBM) has performed the following work this month:

- Break through center wall between headhouse and station box for temporary construction opening at Invert level completed
- Continue utility installation on 4th Street north of the north headwall
- Shotcrete for interior walls in Mezzanine completed
- Forming cast-in-place concrete walls in Mezzanine in progress
- Preparation for placing shotcrete interior perimeter walls in Concourse in progress

Work Package P-1255 (YBM) will perform the following work next month:

- Continue utility installation on 4th Street north of the north headwall
- Cast interior concrete walls in Mezzanine
- Begin placing shotcrete interior perimeter walls in Concourse



Work Package P-1256 (STS) has performed the following work this month:

- Continue Muni ductbank installation
- Continue 78" sewer rehabilitation
- Continue 36" sewer force main
- Continue Auxiliary Water Supply System (AWSS) installation
- Continue water line work
- Continue OCS pole foundation installation
- Continue tunnel drainage system installation
- Continue tunnel invert slab work

Work Package P-1256 (STS) will perform the following work next month:

- Continue 78" sewer rehabilitation
- Continue MRY ductbank and vault installation
- Continue 36" sewer force main
- Continue AWSS installation
- Continue waterline installation
- Continue OCS pole foundation installation
- Continue tunnel drainage system installation
- Continue tunnel invert slab work

Activity ID	Activity Name	2016											
		Jun	Jul	Aug	Sep	Oct	Nov	Dec					
Construction STS P-1256													
STS.33.11.210	STS_Install: Utilities: Auxiliary Water Supply 12" Main 4th St (Through Townsend												
STS.26.05.120	STS_Install: Utilities: 230Kv Electrical Transmission Casing - Assist PG&E - 4th												
STS.33.11.170	STS_Install: Utilities: Auxiliary Water Supply 12" Main 4th St (Through Brannan St												
STS.33.51.150	STS_Pothole: Utilities: Pothole for Gas Distribution												
STS.33.31.630	Sewer Manhole relocation at King St/ 4th Street												
STS.33.31.420	STS_Install New CB's Manhole, 10" & 15" Sewer Piping @ 4th St/Townsend - We												
STS.33.11.340	STS_Install: Utilities: Track Drainage- 4th St (Brannan St To Bluxome St)												
STS.33.51.115	STS_PG&E Design Detail Period: Utilities: Gas Distribution 6" Main/Casing - 4th												
STS.33.11.350	STS_Install: Utilities: Track Drainage- 4th St (Bluxome St To Townsend St)												
STS.33.31.400	STS_Install New 27" Sewer PipeCasing Connecting Offset Manhole To East MH @												
STS.33.31.340	STS_Install New Sewer Laterals & Sleeves East Side 4th Street - Brannan to Blux												
STS.33.31.445	Install New 48" Gravity Sewer Main Manhole @ 4th/Welsh St												
STS.33.31.410	STS_Install New CB's, 10" & 24" Sewer Piping @ 4th St/Townsend - East Side												
STS.33.31.440	STS_Install New Sewer Laterals & Sleeves East Side 4th Street - Townsend To Ki												
STS.33.31.450	Install New 48" Gravity Sewer Main - Bryant St To Welsh St												
STS.33.31.470	Install New 48" Gravity Sewer Main Manhole @ 4th/Freelon St												
STS.33.31.250	STS_Install New Manhole, Sewer Piping & Catch Basins - East Side Welsh St/4th												
STS.33.11.270	STS_Install: Utilities: Sewer: Casing for 10" Force Main - 4th St Sta @ Brannan I												
STS.26.05.0290	STS_Install: Tunnel Electrical - Unistrut For Conduit & Signal Supports - NB Portal												
STS.26.05.0530	STS_Install: Tunnel Electrical - Unistrut For Conduit & Signal Supports - SB Portal												
STS.33.31.390	STS_Install New Sewer Manhole @ 4th St/Townsend - East Side												
STS.28.20.1790	STS_Install: Tunnel Electrical - CCTV Cameras - SB Portal To Moscone												
STS.34.42.0600	STS_Install: Train Control - Train Control Signals - SB Portal to Moscone												
STS.34.42.2310	STS_Install: Train Control - Train Control Conduit - & JB's SB Portal To Moscone												
STS.33.31.280	STS_Install New 18" Sewer Lateral in Welsh St To Future 48" Manhole												
STS.26.05.0560	STS_Install: Tunnel Electrical - Telephone Conduit - & JB's SB Portal To Moscon												
STS.27.32.0610	STS_Install: Tunnel Electrical - Radiax Conduit - & JB's SB Portal To Moscone												
STS.26.05.0550	STS_Install: Tunnel Electrical - Electrical Power Conduit & JB's - SB Portal To Mo												
STS.26.05.0360	STS_Install: Tunnel Electrical - Electrical Power Conduit & JB's - NB Portal To Mo												
STS.28.20.0570	STS_Install: Tunnel Electrical - CCTV Conduit - & JB's SB Portal To Moscone												
STS.33.31.430	STS_Install New Sewer Laterals & Sleeves West Side 4th Street - Townsend To H												
STS.26.05.0405	STS_Install: Tunnel Electrical - Traction Power Conduit - NB Portal to Moscone												
STS.26.05.0640	STS_Install: Tunnel Electrical - Traction Power Conduit - SB Portal to Moscone												
STS.33.31.120	Install New 36" Force Main Sewer @ 4th/Bryant												
STS.33.31.460	Install New 48" Gravity Sewer Main - Welsh St. To Freelon St												
STS.26.05.0630	STS_Install: Tunnel Electrical - Emerg Tel/SFPD Tel/Blue Lights - SB Portal To Mo												
STS.26.05.2010	STS_Install: Tunnel Electrical - Mini-Power Centers EP2-EP10 - SB Portal To Mo												
STS.33.31.500	Install New 36" Force Main Sewer 4th St - Bryant To Welsh												
STS.33.51.110	STS_Install: Utilities: Gas Distribution 4" Main/Casing - 4th St @ Bryant Intersect												

SCHEDULE REVISIONS

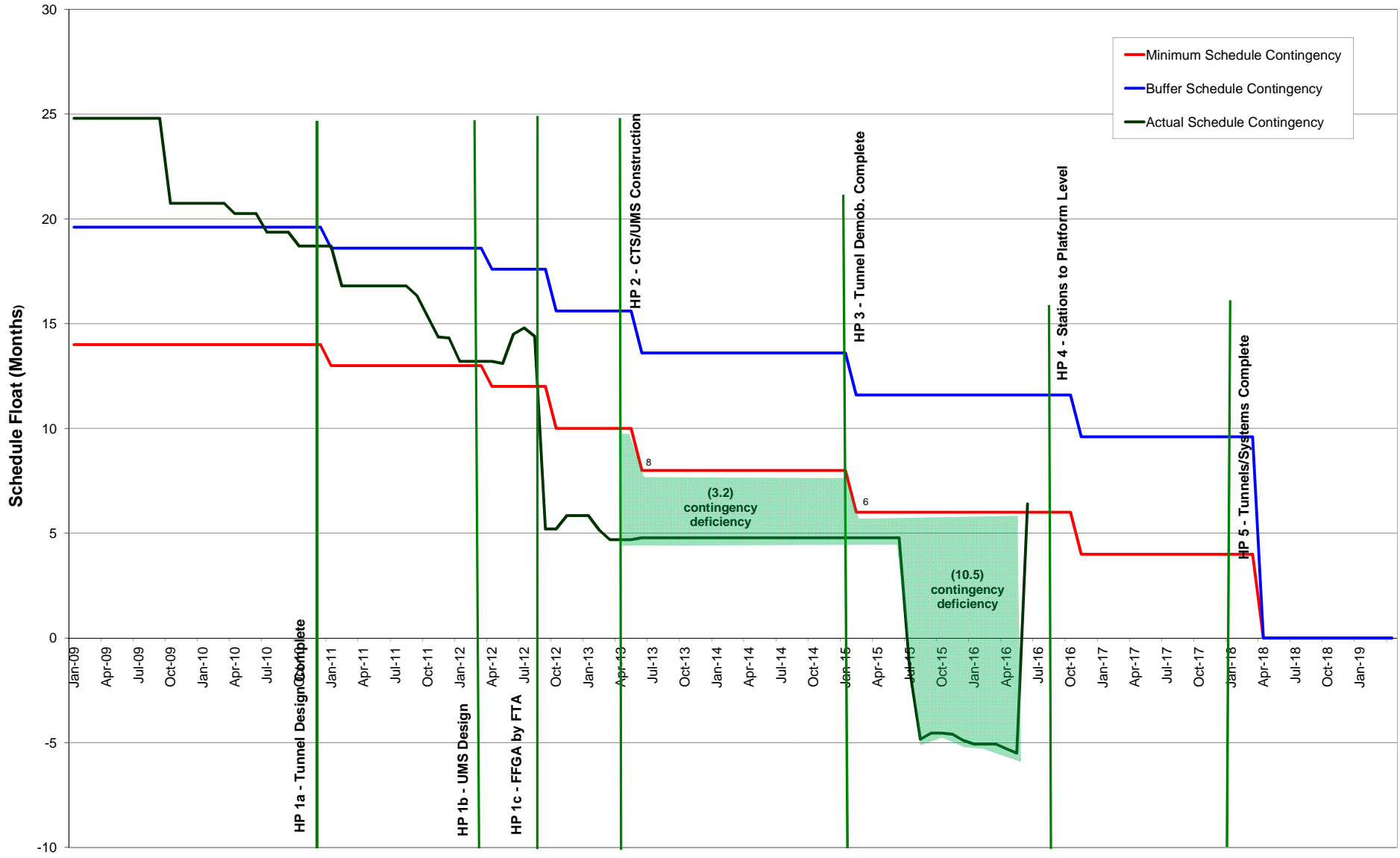
The SFMTA Contract 1300 June 2016 schedule update was added this period to the Central Subway Project Master Schedule.

LIST OF SCHEDULE REPORTS

- 1.1. Schedule Contingency Drawdown
- 1.2. Master Summary Schedule
- 1.3. Program Critical Path Schedule
- 1.4. Construction Contract Summary Schedule
- 1.5. Detail Schedule for Remaining Work

CENTRAL SUBWAY PROJECT Schedule Contingency Drawdown

June, 2016



Activity ID	Activity Name	Original Duration	Start	Finish	2016			2017				2018				2019				2020		
					Q2	Q3	Q4	Q1	Q2	Q3	Q4	Q1	Q2	Q3	Q4	Q1	Q2	Q3	Q4	Q1	Q2	Q3
CENTRAL SUBWAY PROJECT					CENTRAL SUBWAY PROJECT																	
Program Level Milestones					Program Level Milestones																	
PJD1000	Central Subway Project Start	0	06/03/03 A																			
MS0004A	Tunnel Excavation Complete - Project Milestone #4A	0		09/05/14 A																		
MS0019	Baseline Finish Date: 12-26-2018	0		07/09/19*	◆ Baseline Finish Date: 12-26-2018																	
MS0009	CSP Revenue Service Date	0		07/09/19*	◆ CSP Revenue Service Date																	
Preliminary Engineering Phase					2661 06/03/03 A 01/07/10 A																	
Final Design					1811 01/08/10 A 06/17/13 A																	
Light Rail Vehicles					2067 04/15/13 A 12/11/18 Light Rail Vehicles																	
Real Estate					3130 08/01/08 A 06/27/16 Real Estate																	
Construction Phase					2606 01/04/10 A 07/09/19 Construction Phase																	
Construction Support and Costs					2728 01/04/10 A 06/28/19 Construction Support and Costs																	
Construction Utility Contract #1- MOS & Portal CN-1250					505 01/04/10 A 05/23/11 A																	
Construction Utility Contract #2 - UMS CN-1251					643 01/12/11 A 10/15/12 A																	
Construction Tunnels CN-1252					1470 06/08/11 A 06/28/16 Construction Tunnels CN-1252																	
Construction CN-1300					1706 06/03/13 A 04/24/19 Construction CN-1300																	
CN- 1300 Milestone					1528 06/17/13 A 04/24/19 CN- 1300 Milestone																	
Construction UMS Station P-1253					1706 06/17/13 A 01/25/19 Construction UMS Station P-1253																	
Construction CTS Station P-1254R					1525 06/17/13 A 01/25/19 Construction CTS Station P-1254R																	
Construction YBM Station P-1255					1642 06/10/13 A 01/25/19 Construction YBM Station P-1255																	
Construction STS P-1256					1527 06/03/13 A 04/05/19 Construction STS P-1256																	
Project Start Up					166 01/24/19 07/09/19 Project Start Up																	
Unallocated Contingency					115 01/24/19 07/09/19 Unallocated Contingency																	
CO1.700	Cost Activity Unallocated Contingency (LOE) - 1.7.500.99.090.00 - Contingency	115	01/24/19	07/09/19	Cost Activity Unallocated Contingency (L																	

Activity ID	Activity Name	Original Duration	Start	Finish	Total Float	2016		2017				2018				2019				2020				2021	
						Q2	Q3	Q4	Q1	Q2	Q3	Q4	Q1	Q2	Q3	Q4	Q1	Q2	Q3	Q4	Q1	Q2	Q3	Q4	Q1
CENTRAL SUBWAY PROJECT						785	06/12/16 A	07/09/19																	
Program Level Milestones						115	01/24/19	07/09/19																	
HidPt5	Systems Complete	0		01/24/19	-134																				
MS0019	Baseline Finish Date: 12-26-2018	0		07/09/19*	-134																				
MS0009	CSP Revenue Service Date	0		07/09/19*	-134																				
Construction Phase						785	06/12/16 A	07/09/19																	
Construction CN-1300						731	06/12/16 A	04/24/19																	
CN- 1300 Milestone						64	01/24/19	04/24/19																	
BUF1017	STS Buffer Float- (0)	0	01/24/19	01/24/19	-134																				
STS1500	CN 1300 Substantial Completion	0		01/24/19	-197																				
MS-10	Substantial Completion - 1,700 Calendar Days (SP-4.B) { 10-Feb-18 }	0		01/24/19*	-349																				
C.Punch	Closeout Punchlist/Remaining Work	90	01/25/19	04/24/19	-348																				
MS-20	Final Completion - 1,790 Calendar Days (SP-4C)	0		04/24/19*	-348																				
Construction CTS Station P-1254R						667	06/12/16 A	01/24/19																	
CTS.31.71.040	Break-In & Construct Top Center Drift & Headwall - Crosscut Cavern	7	06/12/16 A	07/07/16	-248																				
CTS.31.71.050	Excavate & Construct Sidewall Bench & Headwall Step 3 Left Heading - Crossc	8	07/08/16	07/19/16	-248																				
CTS.31.71.060	Excavate & Construct Sidewall Bench & Headwall Step 3 Right Heading - Cross	8	07/12/16	07/21/16	-248																				
CTS.31.71.070	Excavate & Construct Step 4 Left Heading Invert & Headwall - Crosscut Cavern	10	07/22/16	08/04/16	-248																				
CTS.31.71.075	Excavate & Construct Step 4 Right Heading Invert & Headwall - Crosscut Cavern	10	07/26/16	08/08/16	-248																				
CTS.31.71.080	Excavate Step 5 Bench 1 & Construct Headwall - Crosscut Cavern	5	08/09/16	08/15/16	-248																				
CTS.31.71.090	Excavate Step 6 Bench 2 & Construct Headwall - Crosscut Cavern	5	08/12/16	08/18/16	-248																				
CTS.31.71.100	Excavate & Support Step 7 Invert - Crosscut Cavern	10	08/12/16	08/25/16	-248																				
CTS.31.71.390	Breakout Remaining Cross-Cut Cavern Opening	5	08/26/16	09/01/16	-248																				
CTS.31.71.400	Temporary Backfill Cross Cut Invert for Platform Cavern Excavation	5	09/02/16	09/09/16	-248																				
CTS.31.71.440	Barrel Vaults at South Platform Cavern Excavation	10	09/12/16	09/23/16	-248																				
CTS.31.71.450	Breakin Top Benches for South Platform Cavern Excavation	13	09/26/16	10/12/16	-248																				
CTS.31.71.465	Excavate & Support Top Left Heading South Platform Cavern 176Lf	20	10/13/16	11/09/16	-248																				
CTS.31.71.460	Excavate & Support Top Right Heading South Platform Cavern 176Lf	20	10/13/16	11/09/16	-248																				
CTS.31.71.550	Excavate & Support Top Right Bench South Platform Cavern 176Lf	10	11/10/16	11/28/16	-248																				
CTS.31.71.560	Excavate & Support Top Left Bench South Platform Cavern 176Lf	10	11/10/16	11/28/16	-248																				
CTS.31.71.580	Excavate & Support Top Left Step 3 Invert South Platform Cavern 176Lf	14	11/29/16	12/16/16	-248																				
CTS.31.71.570	Excavate & Support Top Right Step 3 Invert South Platform Cavern 176Lf	14	11/29/16	12/16/16	-248																				
CTS.31.71.590	CTS- Install Temporary Bracing - Sidewalls (Platform Cavern)	6	12/19/16	12/27/16	-248																				
CTS.31.71.600	Excavate & Support Top Center Drift Step 4 South Platform Cavern 176Lf	18	12/28/16	01/23/17	-248																				
CTS.31.71.610	Excavate & Support Center Bench Step 5 South Platform Cavern 176Lf	11	01/24/17	02/07/17	-248																				
CTS.31.71.620	Excavate & Construct Invert Step 6 South Platform Cavern 176Lf	10	02/08/17	02/21/17	-248																				
CTS.31.71.630	Demo Sidewalls & Repair Headwall South Platform Cavern 176Lf	10	02/22/17	03/07/17	-248																				
CTS.31.71.640	Stage Equipment & Construct Ramp For Crossover Breakin	5	03/08/17	03/14/17	-248																				
CTS.31.71.650	Break-in Crossover Cavern	1	03/15/17	03/15/17	-248																				
CTS.31.71.660	Excavate & Construct Left Sidewall & Headwall 268 Lf	55	03/16/17	06/01/17	-248																				
CTS.31.71.670	Excavate & Construct Right Sidewall & Headwall 268 Lf	55	03/16/17	06/01/17	-248																				
CTS.31.71.680	Install Temporary Support Struts	10	06/02/17	06/15/17	-248																				
CTS.31.71.690	Install Ramp For Center Drift	2	06/16/17	06/19/17	-248																				
CTS.31.71.700	Excavate & Support Center Drift	35	06/20/17	08/08/17	-248																				
CTS.31.71.710	Remove Crossover Excavation Ramp	2	08/09/17	08/10/17	-248																				
CTS.31.71.720	Excavate & Support Center Bench - Crossover	10	08/11/17	08/24/17	-248																				
CTS.31.71.730	Excavate & Construct Invert - Crossover	7	08/25/17	09/05/17	-248																				
CTS.31.71.740	Demo Sidewalls, Repair Headwall & Top Joint - Crossover	10	09/06/17	09/19/17	-248																				

Activity ID	Activity Name	Original Duration	Start	Finish	Total Float	2016			2017				2018				2019				2020				2021	
						Q2	Q3	Q4	Q1	Q2	Q3	Q4	Q1	Q2	Q3	Q4	Q1	Q2	Q3	Q4	Q1	Q2	Q3	Q4	Q1	Q2
CTS.31.71.750	Repair Invert Joint - Crossover	10	09/20/17	10/03/17	-248																					
CTS.31.74.700	Place Smoothing Concrete - Final Lining invert - Crossover Cavern	15	10/04/17	10/20/17	-299																					
CTS.31.74.705	Install Waterproofing - Final Lining invert - Crossover Cavern	15	10/21/17	11/07/17	-299																					
CTS.31.74.715	Install Rebar & Grout Piping - Final Lining invert - Crossover Cavern	20	11/08/17	12/04/17	-299																					
CTS.31.74.710	Place Smoothing Concrete - Final Lining Invert -Cross Cut Cavern	6	12/05/17	12/11/17	-299																					
CTS.31.74.725	Place Concrete - Final Lining invert - Crossover Cavern	20	12/05/17	12/28/17	-299																					
CTS.31.74.960	Install Waterproofing & Grout Pipes - Final Lining Invert -Cross Cut Cavern	5	12/12/17	12/16/17	-299																					
CTS.31.74.970	Install Rebar - Final Lining Invert -Cross Cut Cavern	10	12/18/17	12/29/17	-299																					
CTS.31.74.980	Place Concrete - Final Lining Invert -Cross Cut Cavern	10	12/30/17	01/11/18	-299																					
CTS.31.74.990	Install Waterproofing - Final Lining Arches - Crosscut Cavern	15	01/12/18	01/29/18	-299																					
CTS.31.74.1000	Install Rebar & Grout Piping - Final Lining Arches - Crosscut Cavern	15	01/18/18	02/03/18	-299																					
CTS.31.74.350	Shotcrete Final Lining Arches - Crosscut Cavern	20	01/29/18	02/20/18	-299																					
CTS.03.30.760	Shore/Rebar/Form Pour Track Slab - Crosscut Cavern	15	02/21/18	03/13/18	-249																					
CTS.03.30.780	Rebar/Form/ Pour Platforms - Crosscut Cavern	20	03/07/18	04/03/18	-249																					
CTS.03.30.770	Shore/Rebar/Form Pour Concourse Level Slab - Crosscut Cavern	15	03/21/18	04/10/18	-249																					
CTS.09.83.664	CTS_PL 05 Spray - Set Up Scaffold- Platform Level	5	04/11/18	04/17/18	-249																					
CTS.09.83.544	CTS_PL 05 Spray - Acoustical Vermiculite Wall Plaster NB - Sector 2	6	04/18/18	04/25/18	-249																					
CTS.09.83.554	CTS_PL 05 Spray - Acoustical Vermiculite Wall Plaster SB - Sector 2	6	04/26/18	05/03/18	-249																					
CTS.34.21.122	CTS_PL Station Platform: Install - Traction Power Box PS01 @ SB Track - Sec	3	05/04/18	05/08/18	-249																					
CTS.34.05.160	CTS_PL Install Conduit SB Positive Feeder Box PS01 to PS05 (Traction Power)	5	05/09/18	05/15/18	-249																					
CTS.34.05.170	CTS_PL Install Conduit SB Positive Feeder Box PS01 to PS07 (Traction Power)	5	05/16/18	05/22/18	-249																					
CTS.34.05.180	CTS_PL Install:Conduit SB Positive Feeder Box PS02 to PS08 (Traction Power)	5	05/23/18	05/29/18	-249																					
CTS.03.46.980	CTS_PL Station Platform: Install - GFRC Perforated Wall Panel System SB - S	15	05/30/18	06/19/18	-249																					
CTS.03.46.164	CTS_PL Station Platform: Install - GFRC Perforated Ceiling Panels - Sector 2	15	06/20/18	07/10/18	-249																					
CTS.14.31.265	Set Escalator Trusses 1 & 2 (Concourse to Platform) - Crosscut	2	07/11/18	07/12/18	-249																					
CTS.14.31.275	CTS_PL Assemble Components Escalator #1	15	07/13/18	08/02/18	-249																					
CTS.14.31.415	CTS_PL Assemble Components Escalator #2	15	08/03/18	08/23/18	-249																					
CTS.09.66.616	CTS_PL Station Platform Cross-Cut Cavern: Install - Terrazzo Flooring Sector 2	5	08/24/18	08/30/18	-249																					
CTS.09.66.618	CTS_PL Station Platform Cross-Cut Cavern: Install - Terrazzo Cove Base Sectc	5	08/31/18	09/06/18	-249																					
CTS.09.66.620	CTS_PL Station Platform Cross-Cut Cavern: Grind & Polish - Terrazzo Floorin	10	09/07/18	09/20/18	-249																					
CTS.14.24.255	CTS-PL 05: Assemble Elevator #1	15	09/21/18	10/11/18	-249																					
CTS.14.24.265	CTS-PL 05: Assemble Elevator #2	15	10/12/18	11/01/18	-249																					
CTS.14.24.275	CTS-PL 05: Install Elevator Power & Controls	10	11/02/18	11/15/18	-249																					
CTS.08.44.265	CTS_PL Install Elevators 1 & 2 Glass Enclosure - Crosscut Platform Level	10	11/02/18	11/15/18	-249																					
CTS.08.44.580	Install Elevators 1 & 2 Glass Enclosure - Crosscut Concourse Level	10	11/02/18	11/15/18	-249																					
CTS.14.24.285	CTS-PL 05: Startup & Test Elevators 1&2	5	11/16/18	11/22/18	-249																					
CTS.14.24.295	CTS-PL 05:Inspections - Elevators 1&2	1	11/23/18	11/23/18	-249																					
CTS.01.80.00	CTS- Building Systems Start-up & Testing	44	11/26/18	01/24/19	-249																					
Project Start Up		166	01/24/19	07/09/19	-195																					
STU1010	S&S Certification / Pre-Revenue Activities	115	01/24/19	07/09/19	-134																					
BUF0018	Muni Float	0	07/09/19	07/09/19	-134																					

█ S&S Certification / Pre-Revenue Activities
| Muni Float

Activity Name	Original Duration	Start	Finish	2012				2013				2014				2015				2016				2017				2018				2019			
				Q1	Q2	Q3	Q4	Q1	Q2	Q3	Q4	Q1	Q2	Q3	Q4	Q1	Q2	Q3	Q4	Q1	Q2	Q3	Q4	Q1	Q2	Q3	Q4	Q1	Q2	Q3	Q4	Q1	Q2	Q3	Q4
CENTRAL SUBWAY PROJECT	2234	06/08/11 A	04/24/19																																
Construction Phase	2234	06/08/11 A	04/24/19																																
Construction Tunnels CN-1252	1799	06/08/11 A	05/15/15 A																																
1252 Tunnel Contract BIH	1799	06/08/11 A	05/15/15 A																																
Contract Milestones	1437	06/08/11 A	05/15/15 A																																
General Conditions	1752	08/01/11 A	05/15/15 A																																
4th & Bryant St TBM Launch Box Construction	686	03/30/12 A	06/02/14 A																																
Moscone Station Headwalls	430	05/14/12 A	09/20/13 A																																
UMS Station Headwalls	425	07/24/12 A	11/22/13 A																																
UMS - Remove Geary to Ellis OCS	5	07/24/12 A	07/26/12 A																																
UMS - Setup Traffic Control for Headwall Construction	1	07/30/12 A	07/30/12 A																																
North Headwall	237	02/27/13 A	11/22/13 A																																
South Headwall	404	07/31/12 A	11/22/13 A																																
4th St and Market Compensation Grouting	707	01/28/13 A	04/30/15 A																																
Southbound Tunneling	451	04/27/13 A	10/13/14 A																																
Ellis St Compensation Grouting	561	07/31/12 A	05/09/14 A																																
Green St Compensation Grouting	320	08/05/13 A	06/30/14 A																																
Retrieval Shaft	1070	10/31/11 A	03/20/15 A																																
Cross Passage 1-5	339	03/22/14 A	04/16/15 A																																
Cross Passage 1	79	06/14/14 A	09/13/14 A																																
Cross Passage 2	105	05/10/14 A	09/09/14 A																																
Cross Passage 3	127	03/31/14 A	08/28/14 A																																
Cross Passage 4	114	03/22/14 A	07/31/14 A																																
Cross Passage 5	277	05/31/14 A	04/16/15 A																																
Portal Structure	196	09/02/14 A	04/15/15 A																																
Contract Close Out	307	03/03/14 A	05/15/15 A																																
Construction CN-1300	1706	06/03/13 A	04/24/19																																
CN- 1300 Milestone	1528	06/17/13 A	04/24/19																																
Construction UMS Station P-1253	1706	06/17/13 A	01/25/19																																
Construction CTS Station P-1254R	1525	06/17/13 A	01/25/19																																
Construction YBM Station P-1255	1642	06/10/13 A	01/25/19																																
Construction STS P-1256	1527	06/03/13 A	04/05/19																																

Activity ID	Activity Name	Original Duration	Start	Finish	Total Float	2016		2017				2018				2019				2020				2021			
						Q2	Q3	Q4	Q1	Q2	Q3	Q4	Q1	Q2	Q3	Q4	Q1	Q2	Q3	Q4	Q1	Q2	Q3	Q4	Q1	Q2	Q3
CENTRAL SUBWAY PROJECT						4081	12/01/08 A	07/13/21	0																		
Program Level Milestones						1777	08/31/16	07/13/21	0																		
No 13-Disp						1777	08/31/16	07/13/21	0																		
MS0005	50% through Construction Project - Milestone #5	0		08/31/16*	847																						
HldPt4	Stations to Platform Level	0		11/18/16*	412																						
MS0006	75% through Construction - Project Milestone #6	0		01/01/18*	359																						
MS0007	90% through Construction - Project Milestone #7	0		06/01/18*	208																						
STU1030	Accept CSP Funded LRVs	0		01/24/19	-19																						
HldPt5	Systems Complete	0		01/24/19	-134																						
MS0008	Construction Complete	0		04/24/19	-119																						
MS0019	Baseline Finish Date: 12-26-2018	0		07/09/19*	-134																						
MS0009	CSP Revenue Service Date	0		07/09/19*	-134																						
MS0010	Grant Closeout - CSP Complete	0		07/13/21	0																						
Light Rail Vehicles						1261	06/30/15 A	12/11/18	15																		
Real Estate						3130	12/01/08 A	06/27/16	745																		
Construction Phase						3796	01/04/10 A	07/21/19	517																		
Construction Support and Costs						5314	01/04/10 A	07/21/19	723																		
Construction Tunnels CN-1252						306	09/05/14 A	06/28/16	1841																		
Construction CN-1300						1706	06/17/13 A	04/24/19	579																		
CN- 1300 Milestone						1528	06/17/13 A	04/24/19	579																		
Administrative / Milestones						2138	06/17/13 A	04/24/19	-348																		
DUR	Construction Duration - 1,700 Calendar Days	2011	06/17/13 A	01/24/19	-349																						
MS-10	Substantial Completion - 1,700 Calendar Days (SP-4.B) { 10-Feb-18 }	0		01/24/19*	-349																						
C.Punch	Closeout Punchlist/Remaining Work	90	01/25/19	04/24/19	-348																						
MS-20	Final Completion - 1,790 Calendar Days (SP-4C)	0		04/24/19*	-348																						
No 13-Disp						1528	06/17/13 A	04/24/19	579																		
Construction UMS Station P-1253						1706	08/05/13 A	01/25/19	642																		
Administrative / Milestones						905	01/14/15 A	06/22/18	218																		
Preconstruction						1373	09/25/14 A	01/24/19	-249																		
Engineering & Procurement						1009	10/14/13 A	09/28/17	55																		
Site Work / Utility Relocation						588	08/09/16	11/08/18	119																		
Drilled Shafts						327	03/14/16 A	05/29/17	-228																		
Compensation Grouting						417	02/25/16 A	02/28/17	-125																		
Demolition						184	06/11/15 A	11/30/16	-215																		
Roof Deck Excavation,Construction,Restoration						861	01/05/15 A	01/02/18	342																		
Excavation & Support						319	03/16/16 A	06/05/17	-92																		
UMS.31.20.0680	UMS_Excavate Platform Box Bench For Wales & Struts - Concourse Level Sta 132+50 to North Headwall	5	03/16/16 A	08/03/16	-226																						
UMS.05.12.0900	UMS_Install Permanent Struts & Wales - Concourse Level	15	04/14/16 A	08/24/16	-102																						
UMS.03.37.0665	UMS_Install Drain Pipe & Grout Fill Void Between Piles - Roof To Concourse Level Sta 132+50 to North Headwall	10	04/25/16 A	08/31/16	-216																						
UMS.05.12.0690	UMS_Install Permanent Wales - Concourse Level Sta 132+50 to North Headwall	10	05/16/16 A	08/10/16	-221																						
UMS.31.20.0685	UMS_Excavate Platform Box Bench For Wales & Struts - Concourse Level Sta 132+50 to South Headwall	7	05/16/16 A	08/10/16	-226																						
UMS.31.50.0250	UMS_Excavate. Lag & Support @ Access Shaft #2 (O'Farrell)	10	06/16/16 A	06/27/16	-221																						
UMS.31.50.0560	UMS_Install Spiling @ Access Shaft #2 & Excavate to Pile Face	5	06/17/16 A	07/01/16	-221																						
UMS.31.50.0260	UMS_Install Temporary Lid @ Access Shaft #2 (O'Farrell)	10	06/17/16 A	07/11/16	-221																						
UMS.31.23.730	UMS_Dewatering Maintainance	213	06/20/16 A	05/08/17	-72																						
UMS.31.23.0740	UMS_Dewater to 10 Ft Below Bottom of Excavation & Maintain	10	06/20/16 A	09/02/16	1																						
UMS.31.50.795	UMS_Install Bracing in Existing Tunnels	21	06/23/16 A	07/22/16	-213																						
UMS.31.20.1365	UMS_Shore Tunnel and ready for break in- Sta 132+50 To North Headwall	15	06/27/16	07/18/16	-91																						
UMS.31.20.0710	UMS_Break Through Battered Piles & Frame Construction Access #2	10	07/05/16	07/18/16	-221																						

Activity ID	Activity Name	Original Duration	Start	Finish	Total Float	2016		2017				2018				2019				2020				2021			
						Q2	Q3	Q4	Q1	Q2	Q3	Q4	Q1	Q2	Q3	Q4	Q1	Q2	Q3	Q4	Q1	Q2	Q3	Q4	Q1	Q2	Q3
UMS.31.20.1140	UMS_Excavation For South Concourse Escalator	2	07/12/16	07/13/16	82																						
UMS.31.20.1150	UMS_Install Temporary Struts & Wales For South Concourse Escalator	3	07/14/16	07/18/16	82																						
UMS.03.30.1525	UMS_Form/Rebar/Pour Invert Slab For South Concourse Escalator Upper Landing	10	07/19/16	08/01/16	82																						
UMS.31.20.1345	UMS_Remove Temporary Struts & Wales For South Concourse Escalator	3	08/02/16	08/04/16	82																						
UMS.31.43.150	UMS_Compensation Grouting - As Required	10	08/04/16	08/17/16	13																						
UMS.05.12.0695	UMS_Install Permanent Wales - Concourse Level Sta 132+50 to South Headwall	10	08/04/16	08/17/16	-222																						
UMS.05.12.0705	UMS_Install & Pre-Load Permanent Struts - Concourse Level Sta 132+50 to North Headwall - 1	10	08/04/16	08/17/16	-221																						
UMS.03.30.1535	UMS_Form/Rebar/Pour Walls For South Concourse Escalator Upper Landing	10	08/05/16	08/18/16	82																						
UMS.31.20.0800	UMS_Excavate Bench to Intermediate Strut Level & Expose Wide Flange Sta 132+50 to North He	9	08/11/16*	08/23/16	-226																						
UMS.05.12.0715	UMS_Install & Pre-Load Permanent Struts - Concourse Level Sta 132+50 to South Headwall - 1	10	08/11/16	08/24/16	-222																						
UMS.03.37.0980	UMS_Install Studs, Mesh, Drain Pipe & Shotcrete Pile Walls Concourse to Intermediate Level S	10	08/16/16*	08/29/16	-223																						
UMS.05.12.0830	UMS_Install & Pre-Load Permanent Struts - Intermediate Strut Level Sta 132+50 To North Head	10	08/23/16	09/06/16	-221																						
UMS.05.12.0820	UMS_Install Permanent Wales - Intermediate Strut Level Sta 132+50 To North Headwall	10	08/23/16	09/06/16	-223																						
UMS.31.20.0805	UMS_Excavate Bench to Intermediate Strut Level & Expose Wide Flange Sta 132+50 to South He	9	08/24/16	09/06/16	-226																						
UMS.03.37.0700	UMS_Install Drain Pipe & Grout Fill Void Between Piles - Roof To Concourse Level Sta 132+50 t	10	08/25/16	09/08/16	-221																						
UMS.31.20.0830	UMS_Excavate Bench to Temporary Strut Level 1 & Expose Wide Flange Sta 132+50 To North Hi	7	09/07/16	09/15/16	-226																						
UMS.05.12.0825	UMS_Install Permanent Wales - Intermediate Strut Level Sta 132+50 To South Headwall	10	09/07/16	09/20/16	-223																						
UMS.05.12.0835	UMS_Install & Pre-Load Permanent Struts - Intermediate Strut Level Sta 132+50 To South Head	10	09/14/16	09/27/16	-223																						
UMS.03.37.0986	UMS_Install Studs, Mesh, Drain Pipe & Shotcrete Pile Walls Interm Level To Temp Strut Lvl 1 Sta	10	09/16/16	09/29/16	-226																						
UMS.31.20.0835	UMS_Excavate Bench to Temporary Strut Level 1 & Expose Wide Flange Sta 132+50 To South H	7	09/21/16	09/29/16	-221																						
UMS.03.37.0985	UMS_Install Studs, Mesh, Drain Pipe & Shotcrete Pile Walls Concourse to Intermediate Level S	10	09/28/16	10/11/16	-223																						
UMS.31.50.0850	UMS_Install & Pre-Load Temporary Struts - Level 1 Sta 132+50 to North Headwall	10	09/30/16	10/13/16	-226																						
UMS.31.20.0860	UMS_Excavate Bench to Mezzanine Level & Expose Wide Flange Sta 132+50 to North Headwall	7	10/07/16	10/17/16	-226																						
UMS.03.37.0987	UMS_Install Studs, Mesh, Drain Pipe & Shotcrete Pile Walls Interm Level To Temp Strut Lvl 1 Sta	10	10/12/16	10/25/16	-223																						
UMS.05.12.0880	UMS_Install Permanent Wales - Mezzanine Level Sta 132+50 To North Headwall	10	10/14/16	10/27/16	-226																						
UMS.31.20.0865	UMS_Excavate Bench to Mezzanine Level & Expose Wide Flange Sta 132+50 to South Headwall	6	10/26/16	11/02/16	-223																						
UMS.31.50.0855	UMS_Install & Pre-Load Temporary Struts - Level 1 Sta 132+50 to South Headwall	10	10/26/16	11/08/16	-223																						
UMS.05.12.0890	UMS_Install & Pre-load Permanent Struts - Mezzanine Level Sta 132+50 To North Headwall	10	10/28/16	11/10/16	-226																						
UMS.05.12.0885	UMS_Install Permanent Wales - Mezzanine Level Sta 132+50 To South Headwall	10	11/02/16	11/16/16	-223																						
UMS.05.12.0895	UMS_Install & Pre-Load Permanent Struts - Mezzanine Level Sta 132+50 To South Headwall	10	11/09/16	11/23/16	-223																						
UMS.31.20.0970	UMS_Excavate Bench to Temporary Strut Level 2 & Expose Wide Flange Sta 132+50 To North Hi	6	11/14/16	11/21/16	-219																						
UMS.03.37.0870	UMS_Install Studs, Mesh Drain Pipe & Shotcrete Pile Walls Temp Strut Level 1 to Mezzanine Sta	13	11/14/16	01/09/17	-226																						
UMS.31.20.0975	UMS_Excavate Bench to Temporary Strut Level 2 & Expose Wide Flange Sta 132+50 To South H	8	11/22/16	01/10/17	-219																						
UMS.03.37.0877	UMS_Install Studs, Mesh Drain Pipe & Shotcrete Pile Walls Temp Strut Level 1 to Mezzanine Sta	10	01/03/17	01/16/17	-223																						
UMS.03.37.0875	UMS_Install Studs, Mesh Drain Pipe & Shotcrete Pile Walls Mezzanine Level to Temp Strut Leve	10	01/10/17	01/23/17	-226																						
UMS.03.37.0880	UMS_Install Studs, Mesh Drain Pipe & Shotcrete Pile Walls Mezzanine Level to Temp Strut Level	10	01/17/17	01/31/17	-223																						
UMS.31.50.0990	UMS_Install & Preload Temporary Struts - Level 2 Sta 132+50 To North Headwall	10	01/24/17	02/07/17	-226																						
UMS.31.41.0205	UMS_Install Sheet Piling at Garage Base Slab	10	02/01/17	02/14/17	-220																						
UMS.31.50.0995	UMS_Install & Preload Temporary Struts - Level 2 Sta 132+50 To South Headwall	10	02/01/17	02/15/17	-223																						
UMS.03.37.0995	UMS_Install Studs, Mesh Drain Pipe & Shotcrete Pile Walls Temp Strut Level 2 To Platfm Strut Le	10	02/01/17	02/15/17	-175																						
UMS.31.20.0980	UMS_Excavate Bench to Platform Strut Level & Expose Wide Flange Sta 132+50 To North Head	8	02/08/17	02/20/17	-226																						
UMS.31.20.1120	UMS_Excavate to Bottom of North Concourse Slab (Intermediate Strut Level)	5	02/15/17	02/21/17	-84																						
UMS.05.12.1200	UMS_Install Permanent Wales Platform Strut Level Sta 132+50 To North Headwall	10	02/16/17	03/01/17	-226																						
UMS.31.20.0985	UMS_Excavate Bench to Platform Strut Level & Expose Wide Flange Sta 132+50 To South Head	8	02/21/17	03/02/17	-226																						
UMS.31.20.1355	UMS_Excavate HVAC Chase Beneath North Concourse Slab (Intermediate Strut Level)	5	02/22/17	02/28/17	-84																						
UMS.05.12.1220	UMS_Install & Preload Permanent Struts Platform Strut Level Sta 132+50 To North Headwall	10	02/23/17	03/08/17	-226																						
UMS.05.12.1210	UMS_Install Permanent Wales Platform Strut Level Sta 132+50 To South Headwall	10	02/28/17	03/13/17	-226																						
UMS.05.12.2250	UMS_Install W-Section Piles Reinforcement - (Intermediate Strut Level)	10	03/01/17	03/14/17	-71																						
UMS.05.12.1230	UMS_Install & Preload Permanent Struts Platform Strut Level Sta 132+50 To South Headwall	10	03/02/17	03/15/17	-226																						
UMS.03.37.0990	UMS_Install Studs, Mesh Drain Pipe & Shotcrete Pile Walls Temp Strut Level 2 To Platfm Strut L	10	03/09/17	03/22/17	-217																						

**SFMTA Central Subway Project
Master Project Schedule
One Month Back & Remaining Work - June 2016 Update**

Required Revenue Serive Date 26-Dec-18
Data Date: 06/26/16

Activity ID	Activity Name	Original Duration	Start	Finish	Total Float	2016												2017				2018				2019				2020				2021		
						Q2	Q3	Q4	Q1	Q2	Q3	Q4	Q1	Q2	Q3	Q4	Q1	Q2	Q3	Q4	Q1	Q2	Q3	Q4	Q1	Q2	Q3	Q4	Q1	Q2	Q3					
CTS.31.71.050	Excavate & Construct Sidewall Bench & Headwall Step 3 Left Heading - Crosscut Cavern	8	07/08/16	07/19/16	-248	■																														
CTS.31.71.060	Excavate & Construct Sidewall Bench & Headwall Step 3 Right Heading - Crosscut Cavern	8	07/12/16	07/21/16	-248	■																														
CTS.31.71.070	Excavate & Construct Step 4 Left Heading Invert & Headwall - Crosscut Cavern	10	07/22/16	08/04/16	-248	■																														
CTS.31.71.075	Excavate & Construct Step 4 Right Heading Invert & Headwall - Crosscut Cavern	10	07/26/16	08/08/16	-248	■																														
CTS.31.71.080	Excavate Step 5 Bench 1 & Construct Headwall - Crosscut Cavern	5	08/09/16	08/15/16	-248	■																														
CTS.31.71.090	Excavate Step 6 Bench 2 & Construct Headwall - Crosscut Cavern	5	08/12/16	08/18/16	-248	■																														
CTS.31.71.100	Excavate & Support Step 7 Invert - Crosscut Cavern	10	08/12/16	08/25/16	-248	■																														
CTS.31.71.390	Breakout Remaining Cross-Cut Cavern Opening	5	08/26/16	09/01/16	-248	■																														
CTS.31.71.400	Temporary Backfill Cross Cut Invert for Platform Cavern Excavation	5	09/02/16	09/09/16	-248	■																														
CTS.31.71.440	Barrel Vaults at South Platform Cavern Excavation	10	09/12/16	09/23/16	-248	■																														
CTS.31.71.410	Barrel Vaults for North Platform Cavern Excavation	10	09/26/16	10/07/16	-47	■																														
CTS.31.71.450	Breakin Top Benches for South Platform Cavern Excavation	13	09/26/16	10/12/16	-248	■																														
CTS.31.71.465	Excavate & Support Top Left Heading South Platform Cavern 176Lf	20	10/13/16	11/09/16	-248	■																														
CTS.31.71.460	Excavate & Support Top Right Heading South Platform Cavern 176Lf	20	10/13/16	11/09/16	-248	■																														
CTS.31.71.550	Excavate & Support Top Right Bench South Platform Cavern 176Lf	10	11/10/16	11/28/16	-248	■																														
CTS.31.71.560	Excavate & Support Top Left Bench South Platform Cavern 176Lf	10	11/10/16	11/28/16	-248	■																														
CTS.31.71.420	BreakinTop / Bench Sidewalls for North Platform Cavern Excavation	12	11/10/16	11/30/16	-70	■																														
CTS.31.71.800	TB-4 SEM Additional Flashcrete	30	11/21/16	01/05/17	-17	■																														
CTS.31.71.810	TB-5 SEM Additional Shotcrete	30	11/21/16	01/05/17	-17	■																														
CTS.31.71.820	TB-6 SEM Additional Lattice Girders	30	11/21/16	01/05/17	-17	■																														
CTS.31.71.830	TB-7 SEM Additional Steel Arches	30	11/21/16	01/05/17	-17	■																														
CTS.31.71.840	TB-8 SEM Additional Face Bolts	30	11/21/16	01/05/17	-17	■																														
CTS.31.71.850	TB-9 SEM Additional Metal Sheets	30	11/21/16	01/05/17	-17	■																														
CTS.31.71.860	TB-10 SEM Additional Probe Holes	30	11/21/16	01/05/17	-17	■																														
CTS.31.71.870	TB-11 SEM Additional Grout Holes	30	11/21/16	01/05/17	-17	■																														
CTS.31.71.880	TB-12 SEM Additional Permeation Grouting	30	11/21/16	01/05/17	-17	■																														
CTS.31.71.890	TB-13 SEM Additional Pocket Excavation	30	11/21/16	01/05/17	-17	■																														
CTS.31.71.900	TB-14 SEM Additional Drilled Gravity Dewatering Pipes/ Gravity Well Points	30	11/21/16	01/05/17	-17	■																														
CTS.31.71.910	TB-15 SEM Additional Vacuum Well Points	30	11/21/16	01/05/17	-17	■																														
CTS.31.71.780	TB-2 SEM Additional Grouted Pipe Spiles	30	11/21/16	01/05/17	-17	■																														
CTS.31.71.790	TB-3 SEM Additional Barrel Vault Pipes	30	11/21/16	01/05/17	-17	■																														
CTS.31.71.770	TB-1 SEM Additional Rebar Spiles	30	11/21/16	01/05/17	-17	■																														
CTS.31.71.580	Excavate & Support Top Left Step 3 Invert South Platform Cavern 176Lf	14	11/29/16	12/16/16	-248	■																														
CTS.31.71.570	Excavate & Support Top Right Step 3 Invert South Platform Cavern 176Lf	14	11/29/16	12/16/16	-248	■																														
CTS.31.71.425	CompleteTop / Bench Invert Sidewalls & Headwall Left Side for North Platform Cavern Excavation	33	12/01/16	01/18/17	-70	■																														
CTS.31.71.435	CompleteTop / Bench Invert Sidewalls & Headwall Right Side for North Platform Cavern Excavatic	33	12/01/16	01/18/17	-70	■																														
CTS.31.71.590	CTS- Install Temporary Bracing - Sidewalls (Platform Cavern)	6	12/19/16	12/27/16	-248	■																														
CTS.31.71.600	Excavate & Support Top Center Drift Step 4 South Platform Cavern 176Lf	18	12/28/16	01/23/17	-248	■																														
CTS.31.71.445	Install Temporary Bracing Sidewalls for North Platform Cavern Excavation	4	01/19/17	01/24/17	-70	■																														
CTS.31.71.610	Excavate & Support Center Bench Step 5 South Platform Cavern 176Lf	11	01/24/17	02/07/17	-248	■																														
CTS.31.71.455	Excavation / Support Top Center Drift & Construct Headwall for North Platform Cavern Excavation	13	01/25/17	02/10/17	-70	■																														
CTS.31.71.620	Excavate & Construct Invert Step 6 South Platform Cavern 176Lf	10	02/08/17	02/21/17	-248	■																														
CTS.31.71.475	Excavation / Support Center Bench Invert & Construct Headwall for North Platform Cavern Excav	9	02/22/17	03/06/17	-77	■																														
CTS.31.71.630	Demo Sidewalls & Repair Headwall South Platform Cavern 176Lf	10	02/22/17	03/07/17	-248	■																														
CTS.31.71.500	Excavate & Support North Emergency Egress Tunnel	15	02/28/17	03/20/17	1	■																														
CTS.31.71.485	Demo Sidewall, Repair Headwall for North Platform Cavern Excavation	10	03/07/17	03/20/17	-77	■																														
CTS.31.71.640	Stage Equipment & Construct Ramp For Crossover Breakin	5	03/08/17	03/14/17	-248	■																														
CTS.31.71.650	Break-in Crossover Cavern	1	03/15/17	03/15/17	-248	■																														
CTS.31.71.660	Excavate & Construct Left Sidewall & Headwall 268 Lf	55	03/16/17	06/01/17	-248	■																														
CTS.31.71.670	Excavate & Construct Right Sidewall & Headwall 268 Lf	55	03/16/17	06/01/17	-248	■																														

**SFMTA Central Subway Project
Master Project Schedule
One Month Back & Remaining Work - June 2016 Update**

**Required Revenue Serive Date 26-Dec-18
Data Date: 06/26/16**

Activity ID	Activity Name	Original Duration	Start	Finish	Total Float	2016			2017			2018				2019				2020				2021					
						Q2	Q3	Q4	Q1	Q2	Q3	Q4	Q1	Q2	Q3	Q4	Q1	Q2	Q3	Q4	Q1	Q2	Q3	Q4	Q1	Q2	Q3		
CTS.31.71.495	Repair Invert Joint North Platform Cavern 110Lf	8	03/21/17	03/30/17	-77																								
CTS.31.71.520	Initial Excavation & Support - South Emergency Egress Tunnel	10	03/21/17	04/03/17	1																								
CTS.31.71.530	Complete Excavation & Support - South Emergency Egress Tunnel	5	04/04/17	04/10/17	1																								
CTS.31.71.680	Install Temporary Support Struts	10	06/02/17	06/15/17	-248																								
CTS.31.71.690	Install Ramp For Center Drift	2	06/16/17	06/19/17	-248																								
CTS.31.71.700	Excavate & Support Center Drift	35	06/20/17	08/08/17	-248																								
CTS.31.71.710	Remove Crossover Excavation Ramp	2	08/09/17	08/10/17	-248																								
CTS.31.71.720	Excavate & Support Center Bench - Crossover	10	08/11/17	08/24/17	-248																								
CTS.31.71.730	Excavate & Construct Invert - Crossover	7	08/25/17	09/05/17	-248																								
CTS.31.71.740	Demo Sidewalls, Repair Headwall & Top Joint - Crossover	10	09/06/17	09/19/17	-248																								
CTS.31.71.750	Repair Invert Joint - Crossover	10	09/20/17	10/03/17	-248																								
CTS.31.71.760	Excavation & Mining Complete	0		10/16/17	-216																								
Cavern Lining		279	03/21/17	04/14/18	-222																								
Concrete/Shotcrete		382	04/18/17	10/03/18	-213																								
Structural Steel		104	05/10/18	10/02/18	-225																								
Masonry		104	02/26/18	07/19/18	-211																								
Mechanical		386	05/02/17	10/23/18	-227																								
Misc Metal		286	09/19/17	10/29/18	-230																								
Electrical		293	09/29/17	11/13/18	-232																								
Electrical - Transportation		84	04/18/18	08/13/18	-218																								
Architectural Finishes		410	04/12/17	11/15/18	-199																								
Conveyances		98	07/11/18	11/23/18	-250																								
Startup & Testing		171	05/31/18	01/24/19	-249																								
CTS UP - 20	CTS_UP - Pre-Revenue Punchlist Corrections	15	05/31/18	06/20/18	-137																								
CTS UP - 18	CTS_UP - Pre-Revenue Start up & Test MEP Equip	15	08/21/18	09/10/18	-195																								
CTS PL - 18	CTS_PL - Pre-Revenue Start up & Test MEP Equip	15	09/06/18	09/26/18	-207																								
CTS.01.80.100	CTS_CN - Pre-Revenue Start up & Test MEP Equip	15	09/17/18	10/05/18	-214																								
CTS.01.80.110	CTS_CN - Pre-Revenue Start up & Test Emergency Lighting	5	09/18/18	09/24/18	-205																								
CTS CN - 20	CTS_CN - Pre-Revenue Punchlist Corrections	15	10/09/18	10/29/18	-230																								
CTS UM - 20	CTS_UM - Pre-Revenue Punchlist Corrections	15	10/10/18	10/30/18	-216																								
CTS PL - 20	CTS_PL - Pre-Revenue Punchlist Corrections	15	10/26/18	11/15/18	-243																								
CTS LM - 20	CTS_LM - Pre-Revenue Punchlist Corrections	15	10/31/18	11/20/18	-231																								
CTS SU - 20	CTS_SU Level - Pre-Revenue Punchlist Corrections	15	11/06/18	11/26/18	-235																								
CTS.01.80.00	CTS- Building Systems Start-up & Testing	44	11/26/18	01/24/19	-249																								
No 13-Disp		1445	12/23/13 A	01/25/19	642																								
Construction YBM Station P-1255		1582	12/31/13 A	01/25/19	642																								
Administrative / Milestones		349	01/06/17	05/09/18	-78																								
Preconstruction		15	01/16/18	02/05/18	4																								
Excavation & Support		493	04/20/16 A	03/30/18	-60																								
Concrete/Shotcrete		559	02/25/16 A	05/09/18	250																								
Mechanical		5	07/27/17	08/02/17	40																								
Electrical		399	09/14/16	03/26/18	-95																								
Electrical - Transportation		345	09/09/16	01/04/18	-38																								
Conveyances		222	06/28/17	05/11/18	-126																								
Startup & Testing		61	05/21/18	08/13/18	-131																								
No 13-Disp		1582	12/31/13 A	01/25/19	642																								
Construction STS P-1256		1527	01/06/14 A	04/05/19	592																								
Preconstruction		421	06/26/16	02/05/18	4																								
Engineering & Procurement		15	06/27/16	07/18/16	-92																								
Site Work / Utility Relocation		116	05/11/16 A	01/17/17	-58																								

Activity ID	Activity Name	Original Duration	Start	Finish	Total Float	2016		2017			2018				2019				2020				2021				
						Q2	Q3	Q4	Q1	Q2	Q3	Q4	Q1	Q2	Q3	Q4	Q1	Q2	Q3	Q4	Q1	Q2	Q3	Q4	Q1	Q2	Q3
Concrete/Shotcrete						70	01/18/17	04/27/17	145																		
Tunnel Concrete						428	04/11/16 A	07/18/18	-113																		
Structural Steel						15	05/01/17	05/19/17	6																		
Electrical						215	10/23/17	08/23/18	-183																		
Electrical - Transportation						21	04/24/18	05/22/18	-185																		
Trackwork						431	11/22/16	07/17/18	-112																		
Track System Work						1094	04/25/15 A	04/05/19	-235																		
Startup & Testing						87	09/21/18	01/21/19	-246																		
STS.34.42.425	Startup & Testing - Tunnel & ATSC Systems	84	09/21/18	01/16/19	-246	Startup & Testing - Tunnel & ATSC Systems																					
STS.34.42.2650	STS- Weather Allowance for 2018- 4 days	4	01/16/19	01/21/19	-246	STS- Weather Allowance for 2018- 4 days																					
No 13-Disp						1527	01/06/14 A	01/25/19	642																		
Project Start Up						166	01/24/19	07/09/19	-195																		
No 13-Disp						166	01/24/19	07/09/19	-195																		
STU1010	S&S Certification / Pre-Revenue Activities	115	01/24/19	07/09/19	-134	S&S Certification / Pre-Revenue Activities																					
BUF0018	Muni Float	0	07/09/19	07/09/19	-134	Muni Float																					
Unallocated Contingency						115	01/24/19	07/09/19	-134																		
Project Management						505	07/09/19	07/13/21	0																		
No 13-Disp						505	07/09/19	07/13/21	0																		
CO1.840	Program Closeout	120	07/09/19	01/02/20	385	Program Closeout																					
STU1040	After Study	505	07/09/19	07/13/21	0	Af																					

Appendix C

PROJECT SCOPE AND FUNDING OVERVIEW

Project Overview

The Central Subway Project will construct a modern, efficient light-rail line that will improve public transit in San Francisco. This new 1.7-mile extension of Muni's T Third Line will provide direct connections to major retail, sporting and cultural venues while efficiently transporting people to jobs, educational opportunities and other amenities throughout the city.

The Central Subway Project is Phase 2 of the San Francisco Municipal Transportation Agency's (SFMTA) Third Street Light Rail Transit Project. Phase 1 of the project constructed a 5.1-mile light-rail line along the densely populated 3rd Street corridor. It began revenue service in April 2007, restoring light-rail service to a high transit-ridership area of San Francisco for the first time in 50 years.

The Central Subway Project will extend the T Third Line from the 4th Street Caltrain Station to Chinatown, providing a direct, rapid transit link from the Bayshore and Mission Bay areas to SoMa, Union Square and downtown.

Four new stations will be built along the 1.7-mile project alignment—an above-ground station at 4th and Brannan streets and three underground stations at Moscone Center, Union Square and Chinatown.

The Central Subway will run through the burgeoning technology and digital-media hub in SoMa, where dozens of companies have taken up residence along the 4th Street corridor. Increased



Project Overview - continued

transit options will attract new employers – the Central Subway makes travel more convenient throughout the corridor and improves connections to downtown, local and regional rail and the Muni bus system.

The Central Subway Project will contribute to San Francisco’s economic competitiveness and help secure the city’s status of a regional, national and global hub. It will provide a pollution-free transit option that will reduce the environmental impact of transportation in the city, save natural resources, reduce traffic congestion and improve public transit for thousands of San Franciscans.

Funding Overview

The Central Subway Project is funded by the federal government, the State of California, the Metropolitan Transportation Commission, the San Francisco County Transportation Authority (SFCTA) and the City and County of San Francisco.

The majority of funding for the Central Subway Project is expected to be provided by the Federal Transit Administration’s (FTA) New Starts program, with a total commitment over the life of the project of \$942.2 million. To date, \$41 million in Department of Transportation Congestion Mitigation and Air Quality Improvement Program funds have been committed and expended.

With the addition in the December 2013 MPR of work to relocate the retrieval site for two tunnel boring machines (TBMs), the SFMTA’s baseline budget for the Central Subway Project is \$1.588 billion. In total, about half of the Third Street Light Rail Transit Project’s funding is from federal sources, with the remaining half from state and local sources. This is in line with the expectations of the FTA for New Starts-financed programs.

The table below summarizes the local, state and federal fund sources for both phases of the T Third Line including with the addition of the retrieval shaft to the Phase 2 totals.

	T Third (Phase 1)	Central Subway (Phase 2 + Retrieval Shaft Relocation)	Total (Phase 1 + Phase 2 + Retrieval Shaft Relocation)	Percentage of Total
Federal	\$123.380	\$983.225	\$1,106.605	49.5%
State	\$160.700	\$471.100	\$631.800	28.2%
Local	\$364.380	\$133.675	\$498.055	22.3%
Total	\$648.460	\$1,588.000	\$2,236.460	100.0%

All amounts in millions of dollars

The six charts that follow summarize use of fund sources by phase and with the addition of the retrieval shaft relocation additional budget and funding:

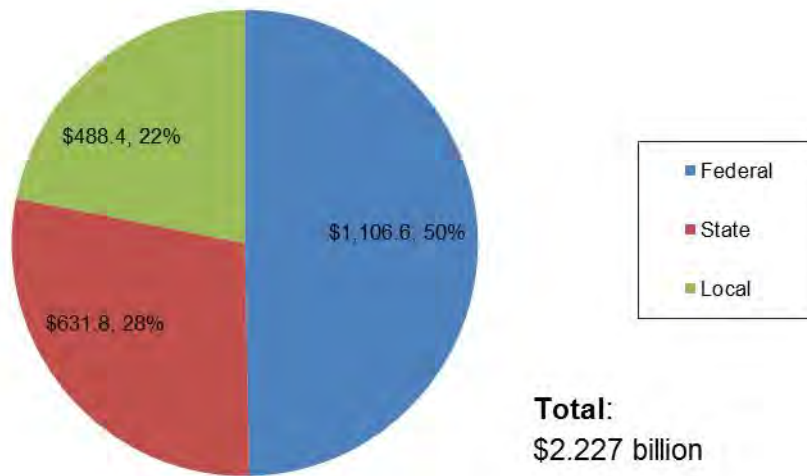
- Phase 1 + Phase 2 of the T Third Line federal, state and local funding percentages previous to the addition of the retrieval shaft relocation budget and funding in December 2013.

Funding Overview - continued

- Phase 2 Central Subway Project only total funding source percentages previous to the addition of the retrieval shaft relocation budget and funding.
- Phase 2 Central Subway Project only detail of the six State and Local funding sources previous to the addition of the retrieval shaft relocation.
- The next three charts that follow are the above three data sets above with the retrieval shaft relocation budget and funding added to the overall presentation.

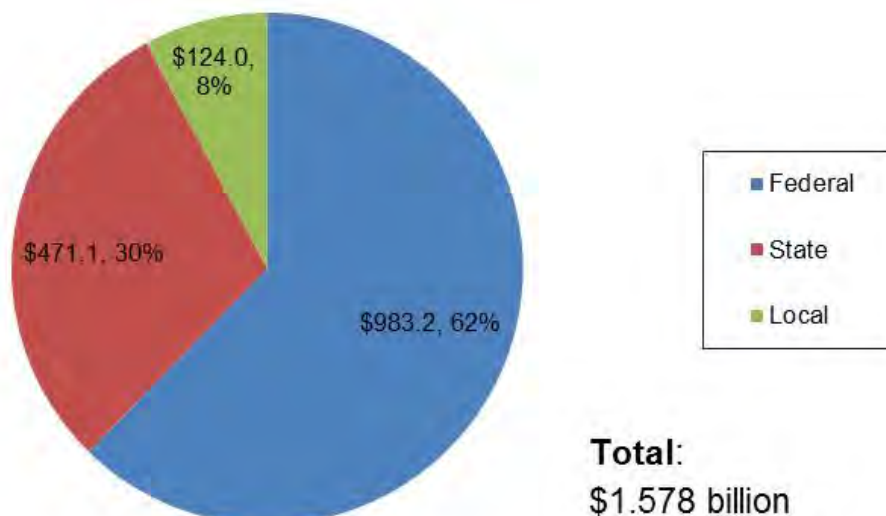
Third Street Light Rail Transit Project Funding

Phase 1 + Phase 2
(\$ in millions)



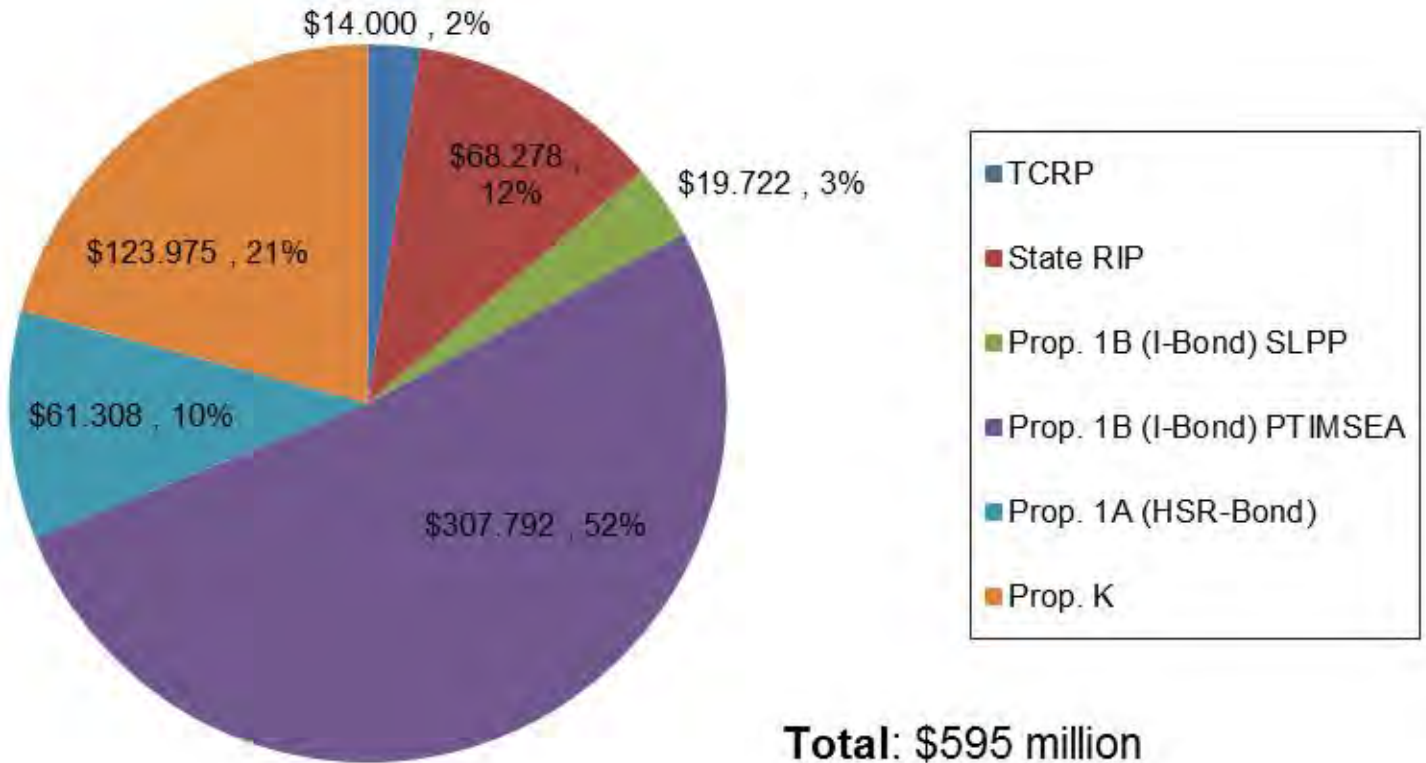
Central Subway Project Funding

Phase 2
(\$ in millions)



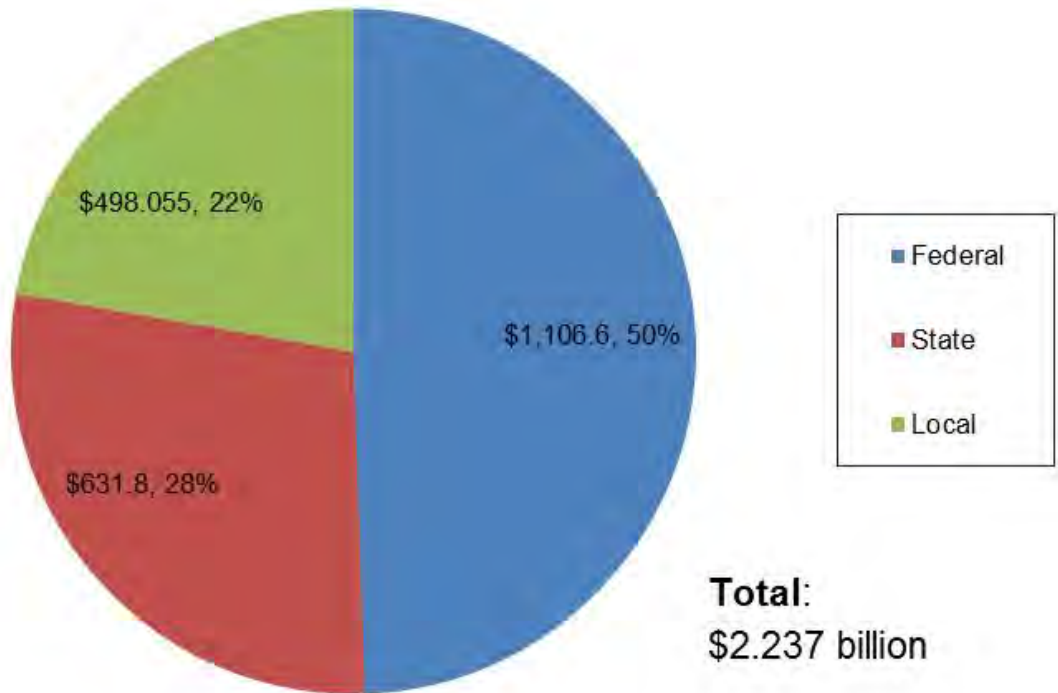
State and Local Funding

Phase 2
(\$ in millions)



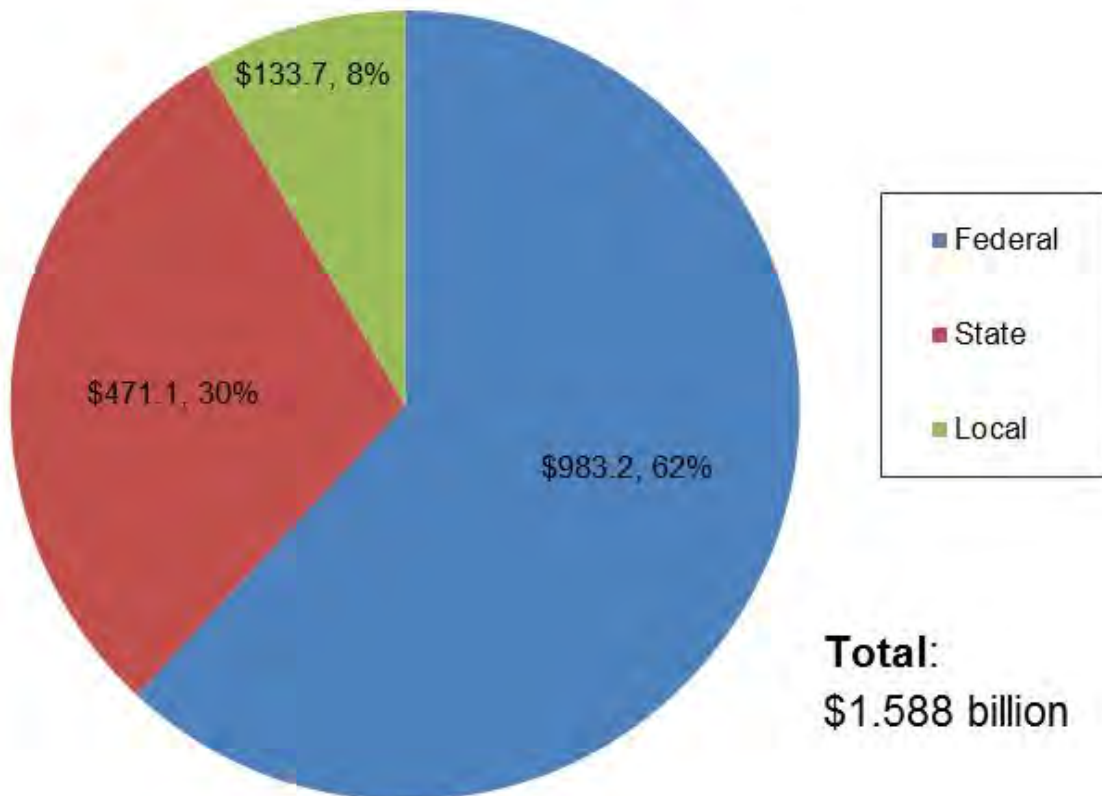
Third Street Light Rail Transit Project Funding

Phase 1 + Phase 2 + Retrieval Shaft Relocation
(\$ in millions)

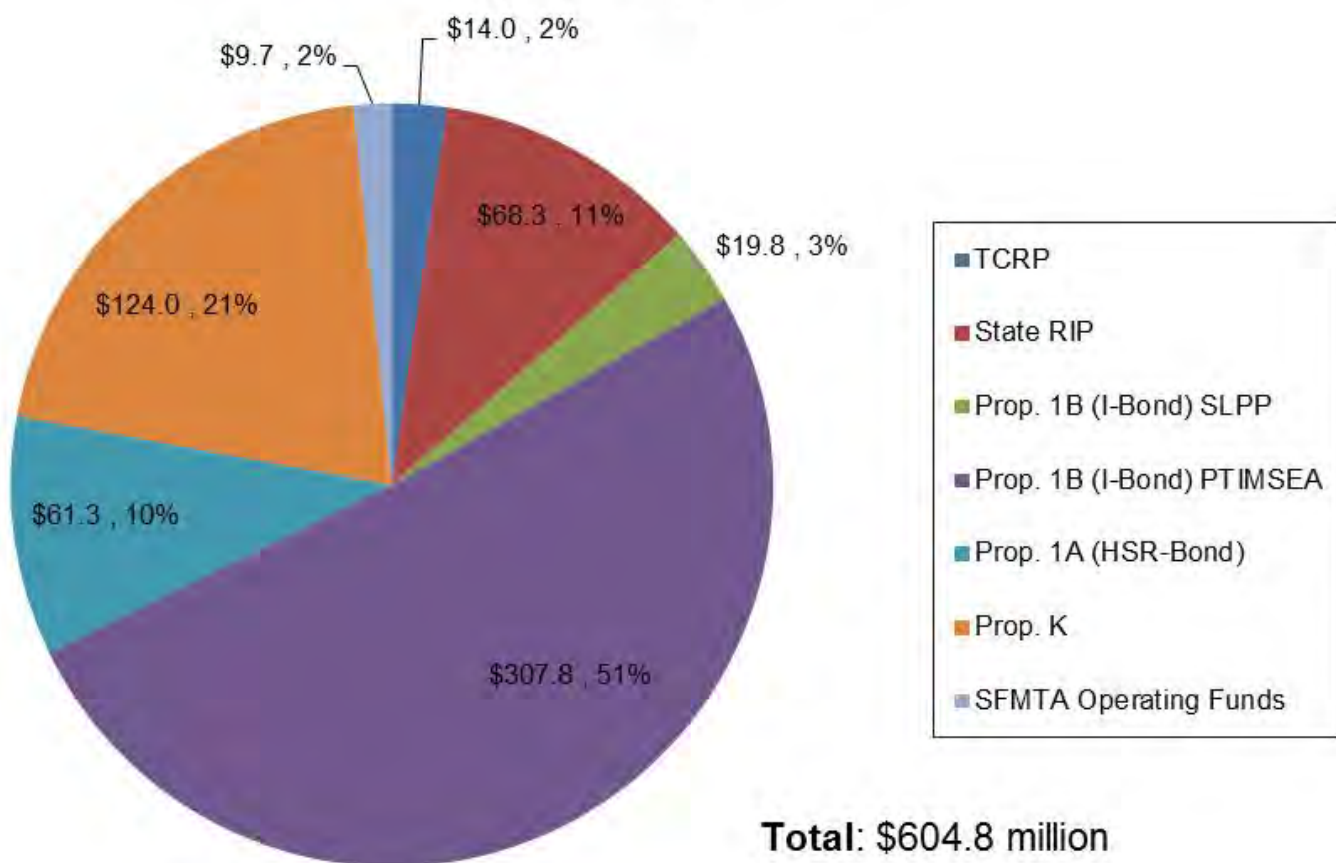


Central Subway Project Funding

Phase 2 + Retrieval Shaft Relocation
(\$ in millions)



State and Local Funding Phase 2 + Retrieval Shaft Relocation (\$ in millions)



Appendix D

COMPLETED CONTRACTS

Moscone Station and Portal Utility Relocation

Contract 1250

Contractor: Synergy Project Management, Inc.

Budget/Expenditures

Category	Amount
Original Budget	\$11,227,316
Expenditures Final	\$11,968,150
Utility Reimbursements	(\$2,275,419)
Final Program Cost	\$9,692,731
Budget Impact (Underrun)	(\$1,534,585)

Contract Details

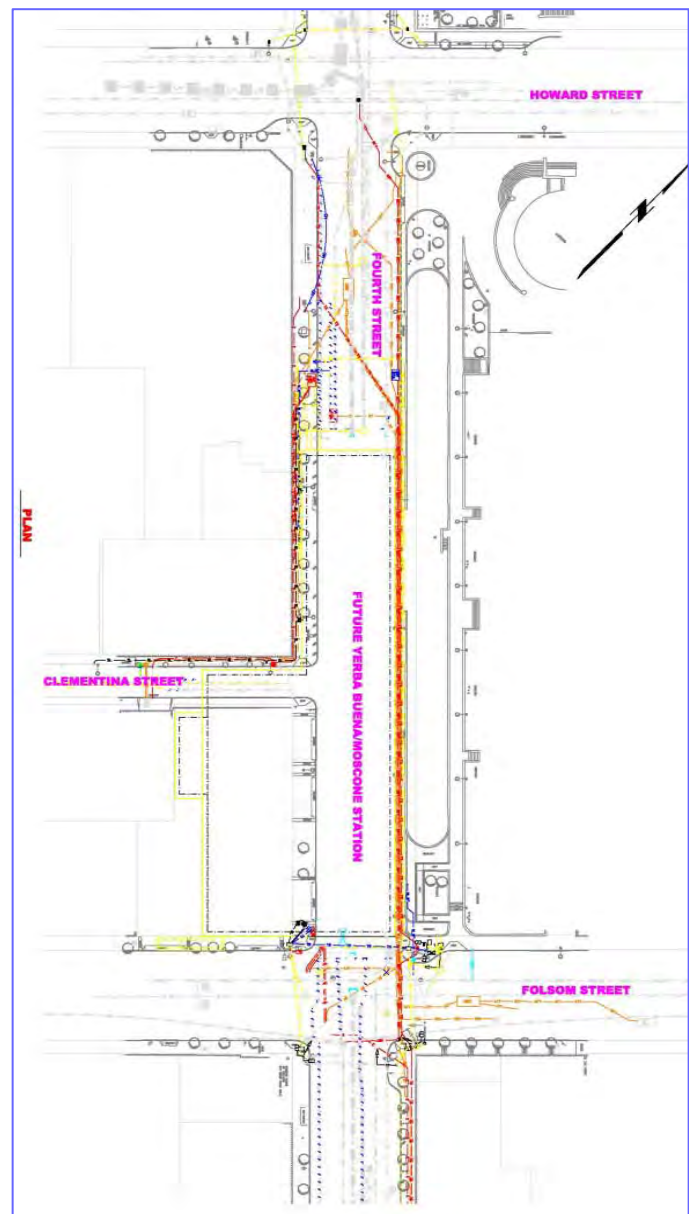
Contract Awarded:	November 17, 2009
Notice to Proceed:	January 4, 2010
Substantial Completion:	June 23, 2011
Contract Award Value:	\$ 9,273,939
Modifications Final :	\$ 2,694,211
Final Contract Value:	\$11,968,150

Status

- Work complete
- Project closeout administration and documentation
- Final Completion Date: June 23, 2011

Description

This project relocates utilities within the footprint of the proposed Yerba Buena/Moscone Station and the 4th Street Portal where the tunnel boring machines will descend underground. Also included is installation of building protections and monitoring of buildings adjacent to utility trenches.



Union Square/Market Street Station Utility Relocation

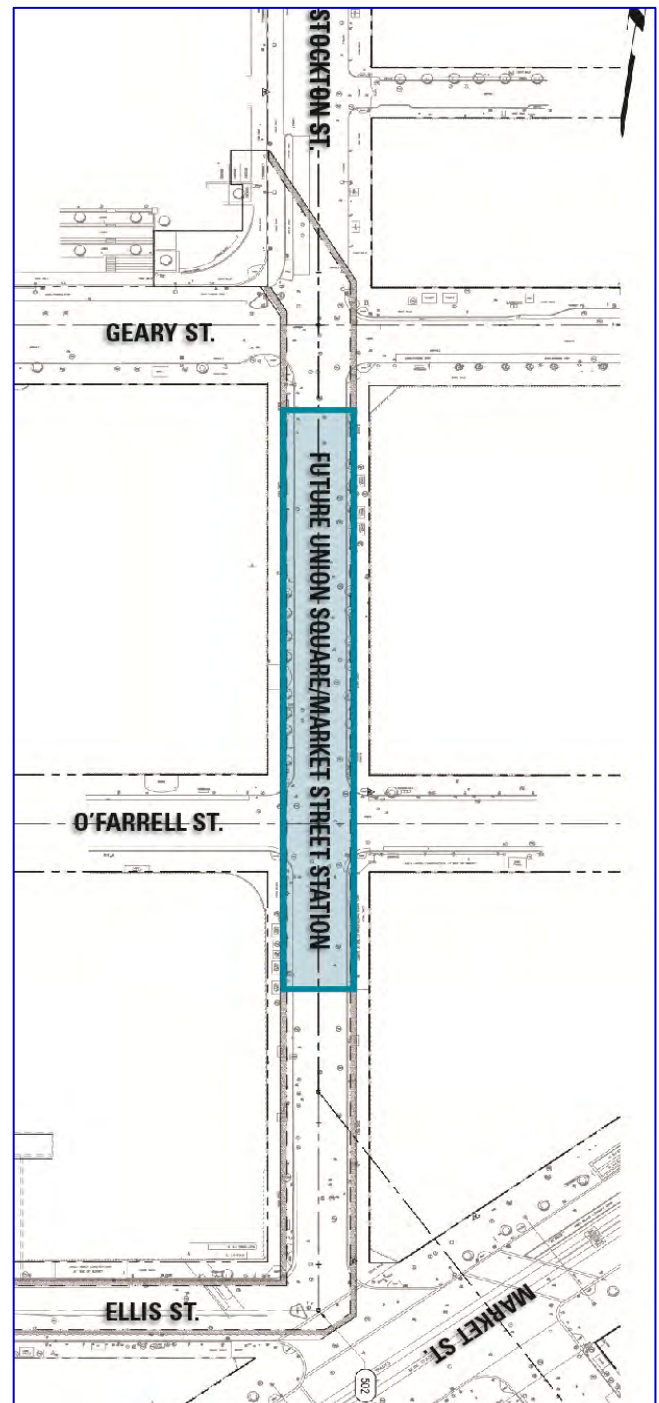
Contract 1251

Contractor: Synergy Project Management, Inc.

Budget/Expenditures	
Category	Amount
Original Budget	\$22,199,847
Expenditures Final	\$20,794,581
Utility Reimbursements	(7,413,510)
Final Program Costs	\$13,176,169
Budget Impact (Underrun)	(\$9,023,678)

Description

This project relocates utilities for the Union Square/Market Street Station and temporarily reroutes existing trolley coach lines around the construction.



Contract Details	
Contract Awarded:	December 7, 2010
Notice to Proceed:	January 12, 2011
Substantial Completion:	August 16, 2012
Contract Award Value:	\$16,832,550
Modifications Final:	\$3,962,031
Final Contract Value:	\$20,794,581

Status

- Final completion date October 15, 2012.
- Completed punch list work
- Project Final Acceptance by the SFMTA Board of Directors

Central Subway Pagoda Palace Demolition

Contract 1277 Contractor: MH Construction

Work Description

Demolish and clear the former Pagoda Theater for use the site to recover the tunnel boring machines when tunnels are completed in 2015. Locate and supply contractor facilities and installations. Obtain permits and approvals and coordinate work with City agencies and utility companies. Furnish and install signs and distribute notices to the local community prior to commencing with construction, cleanup and remove of debris from the site.

- Work was substantially completed Sept. 24, 2013.
- Administrative closeout in progress.
- Completed administrative closeout in June 2016.

Budget/Expenditures	
Category	Amount
Current Budget	\$648,976
Expenditures to Date	\$648,976

Contract Details	
Contract Awarded:	June 12, 2013
Notice to Proceed:	July 15, 2013
Substantial Completion:	Sept. 24, 2013
Contract Award Value:	\$498,995
Modifications to Date:	\$149,981
Current Contract Value:	\$648,976



Central Subway Tunneling

Contract 1252 Contractor: Barnard Impregilo Healy Joint Venture

Description of Work

1.5-mile twin bore tunnels from Hwy I-80 to North Beach using two tunnel boring machines (TBMs). Contractor procurement and installation of the TBMs; construction of the TBM launch box and retrieval shaft excavation support; Yerba Buena/Moscone Station and Union Square/Market Street Station end walls; tunnel excavation and installation of precast segmental lining, the 4th Street portal transition to the surface and cross passages. Throughout, settlement monitoring and protection of existing utilities, buildings and BART tunnels.

Status

- Final Completion Date: May 15, 2015
- Administrative closeout in progress

Budget/Expenditures	
Category	Amount
Current Budget	\$235,913,500
Other Project Budget	\$5,150,000
Other Offset Credits	\$1,291,078
Expenditures to Date	\$234,881,397

Contract Details	
Contract Awarded:	June 28, 2011
Notice to Proceed 1:	January 27, 2012
Notice to Proceed 2:	March 14, 2012
Partial NTP 3:	April 12, 2012
Notice to Proceed 3:	October 15, 2012
Substantial Completion:	April 13, 2015
Contract Award Value:	\$233,584,015
Modifications to Date:	\$8,270,765
Current Contract Value:	\$241,854,780



Appendix E

SBE PARTICIPATION

Quarterly Report

Current Report: April 2016 – June 2016

PROGRAM SUPPORT CONTRACTS – SBE PARTICIPATION

Appendix E presents the Central Subway Program Small Business Enterprise or SBE goals and the actual SBE participation achieved to date – as of June 30, 2016.¹

CS Program SBE Summary Table for Professional Services and Construction Contracts

The summary compares the dollar value of the Base Contracts, the SBE Contract Goals, the percent and dollar value expended to date and the SBE actual participation to date.

Contract No.	Contractor	Services/Segment	A	B	C	D	E	F	G	
			Contract Amount	SFMTA SBE Contract Goal	Contract Expenditure to Date (Est.)	SBE Actual to Date	SBE Contract \$ = A * B	SBE Amount to Date = C * D	Contractor's SBE Goal (in Bid)	
A Project Professional Services Contracts			<i>millions</i>		<i>millions</i>		<i>millions</i>		<i>millions</i>	
1	149	CS Partnership	Project Management	\$85.14	30%	\$54.38	35%	\$25.54	\$19.25	31.4%
2	156	Hill International	Project Controls Task 1	\$17.11	26%	\$9.22	29%	\$4.45	\$2.68	26.0%
3	155-1	PB Telemon	Tunnels Design	\$7.94	30%	\$7.76	30%	\$2.38	\$2.30	31.6%
4	155-2	CS Design Group	Stations Design	\$36.52	30%	\$32.21	42%	\$10.96	\$13.58	36.4%
5	155-3	HNTB, Inc. - B&C	Systems, Track & Surface Station Design	\$17.23	30%	\$25.12	28%	\$5.17	\$7.03	30.0%
Subtotal Professional Services				\$163.94		\$128.69		\$48.50	\$44.84	
B Project Construction Contracts			<i>millions</i>		<i>millions</i>		<i>millions</i>		<i>millions</i>	
1	1250	Synergy Inc	Utility Relocation 1	\$11.97	20%	\$11.97	97.2%	\$2.39	\$11.63	96.4%
2	1251	Synergy Inc	Utility Relocation 2	\$20.79	20%	\$20.79	87.4%	\$4.16	\$18.18	94.9%
3	1252	BIH	Tunnels and Portal - in Construction	\$241.29	6%	234.88	5.8%	\$14.48	\$13.73	6.1%
4	1277	MH Construction	Pagoda Demolition	\$0.65	100%	\$0.65	100.0%	\$0.65	\$0.65	100.0%
5	1300	Tutor-Perini	Stations/Track/Systems - in Construction	842.94	20%	\$392.17	17.2%	\$168.59	\$67.60	25.5%
Subtotal Construction Contracts				\$1,117.64		\$660.47		\$190.27	\$111.79	
Contract	Contractor	Services/Segment	Base Contract	SFMTA Goal	Expenditures	SBE Actual	= A * B	= C * D	Bid Goal	
			A	B	C	D	E	F	G	

SBE Summary Table Notes and Sources:

- a) Column A is the base contract amount awarded. Column B is the Agency SBE goal percent for each contract awarded.

The SFMTA SBE Contract Goals are also on the Central Subway web site under the listing of on-going contracts – see “**Closed and Awarded Contracts**” at this link:

<http://centralsubwaysf.com/content/closed-and-awarded-contracts>

- b) Column C shows each contract’s current amount expended to date (estimated) including accruals. Column D is the actual SBE percent level of each contract based on payments to date.

Column E is the expected SBE dollar amount when the contract amount is completed and the SFMTA SBE goal achieved using this calculation: Columns A * B = Column E, the SBE Expected \$ Amount.

Column F is the actual SBE dollar amount out of the total contract expenditure to date:

Columns C * D = Column F, the SBE Expended \$ Amount.

The source of the SBE Actual percent to date and dollar amounts are Progress Payment Applications and Contractor’s monthly submittals that may include the current estimated

¹ An SBE is a for-profit, small business concern with a three (3) year average gross revenue not exceeding \$14 million or \$12 million, depending on the scope of work to be performed, that is certified under any of the following programs: the State of California’s Small Business Program with the Department of General Services (“State Program”), the City and County of San Francisco’s LBE Program (“City Program”), or the California Unified Certification Program (“Federal DBE program”).

accruals. The BIH SBE percent is from the contractor's progress payment #39, Form 6.

- c) Column G, the Contractor's SBE Goal in the submitted bid, is background information that is not calculated in the table. The table source of the Contractor's SBE Goals is from the SFMTA Contract Compliance Office. A Contractor's SBE goal in the bid is one source used by SFMTA Contract Compliance to assess and propose the Agency's SBE goal for a contract.
- d) The three constructions contracts shown in **bold type, 1250, 1251 and 1277**, with gray background, are completed contracts. Little to no changes will be shown in future reports.
- e) The SBE Hill International Actual to Date SBE participation is 28.9% for the overall SFMTA contract. The Hill International data is for the Central Subway Task 1 portion of the Hill International contract to provide SFMTA Project Controls services and systems.
- f) The SBE SFMTA goal for Contract 1300 Tutor-Perini is 20% SBE with a provision of 50% for trucking.

The 1300 Tutor-Perini SBE percent Actual is based on the SBE data provided in Progress Payment #30, June 2016, SFMTA SBE FORM No. 6.

- g) The SBE SFMTA goal for Contract 1277 MH Construction was based on an SBE set-aside.

SBE Participation Details

The two tables that follow present the Central Subway's professional services and construction contract amounts, expenditures and SBE levels with additional details.

Active Professional Services Contracts - SBE Participation Details

		As of:	6/30/2016
Contract:	Project Management and Construction management		
Contract No.	CS-149 Central Subway Partnership		
Status:	On-going		
	Base Contract Value		\$85,139,092
	Approved Change Orders		-0-
	Current Contract Value		\$85,139,092
	Expended to Date (est.)		\$54,378,411
	% Expended		63.9%
	SBE Participation		35.4%
Contract:	Project Controls Cost and Schedule Support		
Contract No.	CS 156 Hill International Task 1*		
Status:	On-going		
	Base Contract Value		\$17,112,873
	Approved Change Orders		-0-
	Current Contract Value		\$17,112,873
	Expended to Date (est.)		\$9,223,658
	% Expended		53.9%
	SBE Participation		29.1%
Contract:	Design Package 1 for CNs 1250, 1251 and 1252 Tunnels*		
Contract No.	CS-155-1 PB / Telemon		
Status:	Design is completed. Construction support ongoing		
	Base Contract Value		\$5,795,000
	Approved Change Orders (7)		\$2,145,159
	Current Contract Value		\$7,940,159
	Expended to Date (est.)		\$7,756,940
	% Expended		97.7%
	SBE Participation		29.7%
Contract:	Design Package 2 for 1253 UMS, 1254 CTS, 1255 YBM Stations.		
Contract No.	CS-155-2 Central Subway Design Group		
Status:	Design is completed. Construction support ongoing		
	Base Contract Value		\$35,059,252
	Approved Change Orders (1)		\$1,460,360
	Current Contract Value		\$36,519,612
	Expended to Date (est.)		\$32,210,651
	% Expended		88.2%
	SBE Participation		41.1%
Contract:	DP 3 Systems, Track work, Surface station.		
Contract No.	CS-155-3 HNTB-B&C		
Status:	Design is completed. Construction support ongoing		
	Base Contract Value		\$16,822,238
	Approved Change Orders (5)		\$312,814
	Current Contract Value		\$17,232,252
	Expended to Date (est.)		\$25,123,582
	% Expended		145.8%
	SBE Participation		27.4%

* denote accrual

Active and Completed Construction Contracts - SBE Participation Details

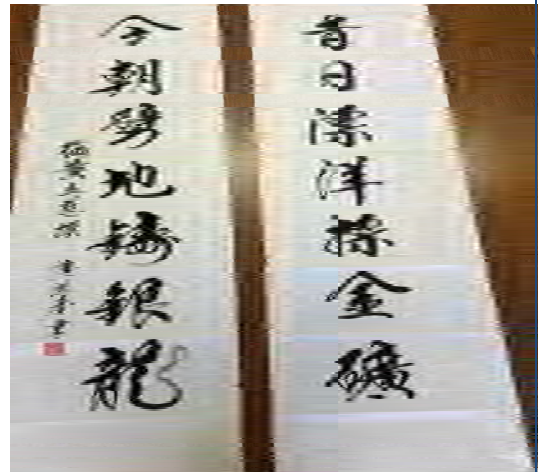
		<i>Data as of:</i>	6/30/2016
Contract:	Synergy Inc Utility Relocation 1 YBM & Launch Box		
Contract No.	1250		
Status:	Contract is completed and closed out		
	Base Contract Value		\$9,273,939
	Approved Change Orders		\$2,694,211
	Final Contract Value		\$11,968,150
	% Expended		100%
	SBE SFMTA Goal		20%
	SBE Participation To Date		97.2%
Contract:	Synergy Inc Utility Relocation 2 UMS		
Contract No.	1251		
Status:	Contract is completed and closed out		
	Base Contract Value		\$16,832,550
	Approved Change Orders		3,962,031
	Final Contract Value		\$20,794,581
	% Expended		100%
	SBE SFMTA Goal		20.0%
	SBE Participation To Date		87.4%
Contract:	Pagoda Palace Demolition / MH Construction		
Contract No.	1277		
Status:	Contract is completed and closed out		
	Base Contract Value		\$498,995
	Approved Change Orders		\$149,981
	Current Contract Value		\$648,976
	Expended to Date (est.)		\$648,976
	% Expended		100.00%
	SBE SFMTA Goal		100.0%
	SBE Participation To Date		100.0%
Contract:	Tunnels Barnard/Impregilo/Haley		
Contract No.	1252*		
Status:	Construction is underway and ongoing		
	Base Contract Value		\$233,584,015
	Approved Change Orders		\$8,270,765
	Current Contract Value		\$241,854,780
	Expended to Date (est.)		\$234,881,397
	% Expended		97.1%
	SBE SFMTA Goal		6.0%
	SBE Participation To Date		5.8%
Contract:	Stations and Systems / Tutor Perini		
Contract No.	1300*		
Status:	Construction is underway and ongoing		
	Base Contract Value		\$839,676,400
	Approved Change Orders		\$3,259,676
	Current Contract Value		\$842,936,076
	Expended to Date (est.)		\$392,173,667
	% Expended		46.5%
	SBE SFMTA Goal		20.0%
	SBE Participation To Date		18.5%
* Contract 1252 and Contract 1300 Mar cost are accrual.			

Photos on the next page:

In April 2016, the Central Subway Project and their partners at the Chinatown Community Development Center began a search for a couplet, a form of Chinese poetry with two lines of verse that have a joined meaning and follow a list of exacting rules, to be turned into art that will adorn the entryway of the Chinatown Plaza at the Chinatown Station.

central subway

Central Subway Project Office
821 Howard Street
San Francisco, CA 94103
Phone: 415.701.4371
Fax: 415.701.5222
Email: central.subway@sfmta.com



www.centralsubwaysf.com



www.twitter.com/central_subway



www.facebook.com/centralsubway



www.centralsubwayblog.com



www.youtube.com/municentralsubwaysf



www.flickr.com/municentralsubway



This document is published by the SFMTA and the City and County of San Francisco as a service to individuals and agencies interested in the Central Subway Project. Funding for the Central Subway is made possible through funds provided by the Federal Transit Administration, the State of California, the Metropolitan Transportation Commission and the San Francisco County Transportation Authority.



SFMTA
Municipal
Transportation
Agency

