


central subway

Laying Tracks at 4th and King

Completing the second phase of work to install the new track configuration through the week of Veteran's Day



Progress Report

November 2015



SFMTA
Municipal
Transportation
Agency

This page intentionally left blank

Table of Contents


Executive Summary	5
Key Milestones	6
Costs and Schedule	7
Costs	7
Earned Value Analysis	7
Schedule Highlights.....	8
Master Project Schedule	11
Contracts & Construction	12
Contract 1300 Stations, Surface, Track and Systems.....	13
Work Package1254 Chinatown Station	14
Work Package1253 Union Square / Market Street Station	16
Work Package1255 Yerba Buena / Moscone Station	19
Work Package1256 Systems, Trackwork & Stations	21
Program Components	23
Community Outreach	23
Quality Assurance	25
Risk Management	28
Program Safety & Security	28
Technical Capacity	31
Staffing	32
Third-Party Agreements and Licenses	33
LRV Procurement.....	33
Current Construction Activity and Progress Photos	34

See Table of Content page that follows for Cover Photo captions.

Table of Contents - continued

Appendices

Appendix A: Cost Report.....	A1
Appendix B: Schedule Report.....	B1
Appendix C: Program Overview of Scope and Funding.....	C1
Appendix D: Completed Contracts	D1
Appendix E: SBE Participation by Contract (Reported Quarterly).....	E1
Central Subway Project Contact Information.....	E5



Cover photo: Starting on the 6th of November, work to install a completely new track interchange began in the intersection of 4th and King. This is the second phase of work for the installation of this new track configuration, and will allow for trains to pass through the intersection going north-south up the future surface alignment of the Central Subway. **More photos of this construction can be found starting on page 35.**

Above photos: As cars, trucks, and bicyclists pass overhead, work to construct the rebar cage of the station platform mezzanine roof is underway under 4th Street between Folsom and Howard. As temporary steel tubes called “walers” reinforce the walls above, workers assemble a massive lattice of rebar below prior to pouring concrete.

See the Appendix E final page for CS websites hyperlinks and public outreach on line resources. The Project main web site is at: <http://www.centralsubwaysf.com/>



On Stockton between Geary and Ellis, large pieces of green turf were installed for the 2015 Winter Walk.

Executive Summary

Continue excavation at YBM, UMS and CTS Stations for the future stations.

Chinatown Station - Dewatering wells connections on Stockton Street. Excavate for Level 3 bracing. Finish drilling horizontal inclinometers in headhouse. Installing bracing level 2. Finished relocating ductbank on Stockton Street. Relocate OCS lines west, set up for North Access Shaft, install piles.

Union Square/Market Street Station - Ellis Annex work incomplete and excavation opened during moratorium. North Concourse work incomplete and excavation opened during moratorium. UMS Stockton construction site demobilized, and "Winter Walk" was erected for duration of moratorium.

Yerba Buena/Moscone Station - Traffic flowing on east side of 4th Street with west side work area closed for construction. Headhouse and station box temporary bracing strut level 2 installation is completed. Headhouse temporary bracing strut level 3 installation has begun. Archaeological monitoring by spot checking is in progress. Mezzanine level construction in progress.

Surface, Track and Systems— Started and completed second phase of 4th/King trackwork. Continue Muni ductbank installation. Continue 78" sewer rehabilitation. Continue 36" sewer force main. Continue Auxiliary Water Supply System (AWSS) installation. Continue water line work. Completed AT&T crossing work. Started AT&T cutover. Continue tunnel prep work. Continue 4th/King sewer structure modification.

Tunnel - Contract administrative closeout is ongoing.

Total project costs to date are \$873.79 million, an increase of \$11.24 million over last month. The total cost to date equals 55.36% of the total project budget of \$1.578 billion. The Master Project Schedule forecast the Revenue Service Date of May 2019.

The Stations Contractors' Safety Reports show no recordable accidents took place this month and the rates of work site accident incidents by the man hours worked continue to be below industry standards - see tables on page 30.

Key Milestones

Installation of the 2015 Winter Walk



1 The contractor graded the site and removed all unnecessary equipment



2 Workers installed green turf, as well as electrical systems for benches and lighting

MILESTONE	DATE EXPECTED
General	
Revenue Service	December 2018
Contract 1252 Tunnels	
Substantial Completion	April 15, 2015 (A)
Contract 1300 Stations, Surface, Track, Systems	
Notice to Proceed (NTP 1)	June 17, 2013 (A)
Notice to Proceed (NTP 2)	January 12, 2014 (A)
Substantial Completion	November 28, 2018



3 Winter Walk 2015 is open!

Costs and Schedule

Costs (See Appendix A for Details)

The Current Cost Estimate (CCE) for the Central Subway Project is **\$1.578 billion** in year of expenditure dollars (\$YOE). This total project cost is shown at the top of Report 7.1, Program Project Budget. This capital cost projection incorporates allocated and un-allocated contingencies to cover the risks associated with the project completion.

Total net incurred costs for the project are \$873.79 million, a \$11.24 million increase over last month. The cost to date figure reflects expenditures through FAMIS 786 Report (\$834.48 million) plus the utilities joint trench Form B Reimbursement payment (\$10.52 million), invoices currently being processed (\$12.29 million) and estimates of outstanding pay requests (\$16.51 million). This incurred amount equals 55.36% of the total project budget of \$1.578 billion.

The current funding level to date is \$1,179.79 million includes FTA \$150 million FY2015 New Starts Grant appropriated in October 2015. This represents 75% of the total project budget.

Earned Value Analysis

In October 2015 Report, Central Subway Project Master Schedule has used Contract 1300 Station contractor baseline schedule and August monthly update schedule. Contractor continues address the cost issues in cost loaded schedule. Preliminary October Earned Value Analysis reports the Planned Value, Earned Value, Percent Complete and resulting indexes as follows:

Overall Budgeted Cost:	\$1,578,300,000
Planned Value:	\$1,142,070,298
Earned Value:	\$914,320,590
Actual Cost:	\$873,794,546
Schedule Performance Index (SPI):	0.80
Cost Performance Index (CPI):	1.05
Percent Complete:	57.9%

Earned Value Cost shows \$40M higher than Actual Cost for Contract 1300 is due to Tutor Perini Corporation Schedule has remaining cost in the completed activities.

Schedule Highlights - Continued


The Master Project Schedule (MPS) below includes progress through November 2015.

The MPS shows a forecast Revenue Service Date of May 15, 2019.

The controlling critical (longest) path of the MPS runs through CTS Excavation succeeded by STS Startup & Testing, Commissioning and Pre-Revenue Activities to the Baseline Finish and Revenue Service Date. See Appendix B – Longest Path. The latest schedule shows the longest path has changed from Union Square Station (UMS) to the Chinatown Station (CTS). The 1300 Contractor has re-sequenced the UMS Platform Station Jet Grout Operation and was able to recover schedule time within the UMS Station. This adjustment in the Critical Path will continue as the 1300 Contractor incorporate their schedule recovery options, resulting in revisions to their construction work plans.

Schedule Contingency is fully utilized on the critical path of the MPS, which is below the Minimum Schedule Contingency level of 6 months. A schedule re-evaluation will be performed, utilizing the updated Contract 1300 Schedule. Recovery options are being implemented in key areas as work proceeds. The PMOC and SFMTA held a Schedule Recovery Workshop in November to identify strategies to help recover schedule delays to the Revenue Service Date. A finalize action plan is being developed to implement the results of this workshop.

The 1300 Contractor submitted twelve (12) Schedule Updates from December 2014 to November 2015. The November 2015 Schedule Update is currently under review. Contractor has been directed to develop a Recovery Schedule as required by Contract and correct out-of-sequence and Retained Logic driving many of the forecast dates. The 1300 Contractor continues to address key critical activities to recover lost time and improve schedule performance. Review of schedule updates as well as identifying recovery options is ongoing.



Workers take a lunch break at the north end of the Yerba Buena/Moscone Station headhouse, where steel supports are being installed to temporarily reinforce the structure.

Schedule Highlights - Continued

Contract 1300 Stations, Surface, Track and Systems

The Contractor, Tutor Perini Corporation's (TPC) baseline schedule is incorporated into the master program. The preliminary Tutor Perini Corporation's (TPC) November schedule is used in November Report. Anticipated to use Contractor, Tutor Perini Corporation's (TPC) approved schedule for November Report that incorporates all SFMTA schedule comments.

Contract 1300 has several interface points with Contract 1252. The timing of these interface points correlate to when the NTP was issued for Contract 1300. This table represents the current status of these interface points with respect to the Contract 1252 update. The 1300 Contractor is not ready to access the tunnel used by Contract 1252. The tunnel access from Contract 1252 is not expected to impact Contract 1300. The current completion date of the

Contract 1252 is shown in the table below.

Interface Points	CN1300 Requirement	CN 1252 Apr 2015 Update	Variance	
Tunnel Portal Completion	24-Sep-15	15-May-15	132	CD

Work Package P-1254R CTS performed the following work this month:

- Dewatering wells connections on Stockton Street
- Excavate for level 3 bracing
- Finish drilling horizontal inclinometers in headhouse
- Installing bracing level 2
- Finished relocating ductbank on Stockton Street
- Relocate OCS lines west, set up for North Access Shaft, install piles

Work Package P-1253 UMS performed the following work this month:

- Ellis Annex work incomplete and excavation opened during moratorium
- North Concourse work incomplete and excavation opened during moratorium
- UMS Stockton construction site demobilized, and "Winter Walk" was erected for duration of moratorium

Work Package P-1255 YBM performed the following work this month:

- Traffic flowing on east side of 4th Street with west side work area closed for construction
- Headhouse and station box temporary bracing strut level 2 installation is completed
- Headhouse temporary bracing strut level 3 installation has begun
- Archaeological monitoring by spot checking is in progress
- Mezzanine level construction in progress

Schedule Highlights - Continued

Work Package P-1256 STS performed the following work this month:

- Started and completed second phase of 4th/King trackwork
- Continue Muni ductbank installation
- Continue 78" sewer rehabilitation
- Continue 36" sewer force main
- Continue Auxiliary Water Supply System (AWSS) installation
- Continue water line work
- Completed AT&T crossing work
- Started AT&T cutover
- Continue tunnel prep work



Two men discuss work at the 4th and King intersection, where a new track configuration was installed.

Master Project Schedule

Activity ID	Activity Name	Original Duration	2016												2017												2018												2019												2020											
			Q4	Q1	Q2	Q3	Q4	Q1	Q2	Q3	Q4	Q1	Q2	Q3	Q4	Q1	Q2	Q3	Q4	Q1	Q2	Q3	Q4	Q1	Q2	Q3	Q4	Q1	Q2	Q3	Q4	Q1	Q2	Q3	Q4																											
CENTRAL SUBWAY PROJECT																																																														
Program Level Milestones																																																														
PJ01000	Central Subway Project Start	4182	[Timeline bar from Q4 2016 to Q4 2020]																																																											
M30004A	Tunnel Excavation Complete - Project Milestone #4A	0	[Timeline bar at Q4 2016]																																																											
M30019	Baseline Finish Date: 12-28-2018	0	[Timeline bar at Q4 2018]																																																											
M30009	CSP Revenue Service Date	0	[Timeline bar at Q4 2018]																																																											
Preliminary Engineering Phase																																																														
Final Design																																																														
Light Rail Vehicles																																																														
Real Estate																																																														
Construction Phase																																																														
Construction Support and Costs																																																														
Construction Utility Contract #1 - MOS & Portal CN-1250																																																														
Construction Utility Contract #2 - UMS CN-1251																																																														
Construction Tunnels CN-1252																																																														
Construction CN-1300																																																														
CN-1300 Milestone																																																														
Construction UMS Station P-1253																																																														
Construction CTS Station P-1254R																																																														
Construction YBM Station P-1255																																																														
Construction STS P-1256																																																														
Project Start Up																																																														
Unallocated Contingency																																																														
CO1700	Cost Activity Unallocated Contingency (LOE) - 1.7,500,000.00 - Contingency	116	[Timeline bar from Q4 2016 to Q4 2020]																																																											



Northbound tracks now sit in the intersection of 4th and King, part of a new track configuration installed in two phases, most recently over the week of Veteran's Day.

Contracts & Construction

Construction Contracts In Progress

Contract 1300: Combined Work Packages 1253, 1254, 1255, 1256

- Contractor: Tutor - Perini Corporation
- Amount: \$838.65 million
- Contract Status: 42.95%* complete construction

Contracts Completed

[See Appendix D](#)

Contract 1250: Moscone Station and Portal Utilities Relocation

Contract 1251: Union Square/Market Street Station Utility Relocation

Contract 1277: Pagoda Theater Site Demolition (Funded separately from the CS Project budget)

Contract 1252: Central Subway Tunneling

Contract SBE Participation (Updated Quarterly) [See Appendix E](#)

*Lower percentage in contract status due to earned value for CN1300 Contract being less in November 2015 versus October 2015

Stations, Surface, Track and Systems

Contract 1300 Contractor: Tutor-Perini Corporation

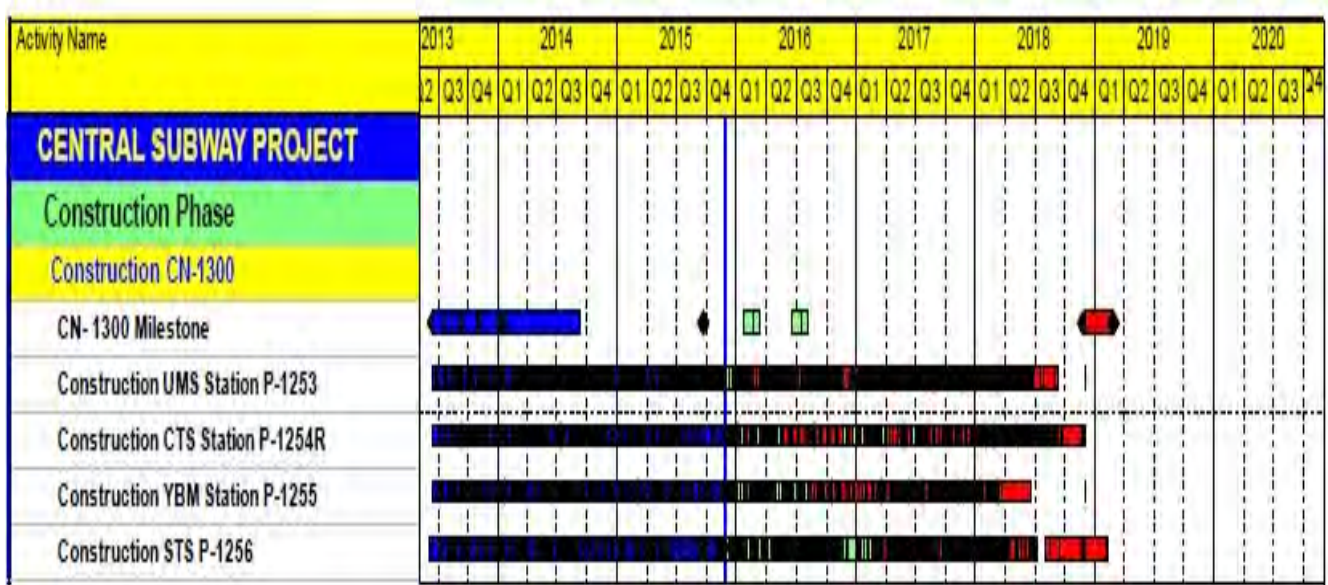
Description of Work

The Contract 1300 scope is to construct the Central Subway's three subway stations, one surface station, construct the 2,000 feet of surface track, and install track and operating systems throughout the new alignment. The separate station and systems work packages are presented in the following pages.

Work includes station finishes, AC and DC substations, elevators, escalators, lighting, emergency ventilation fans, HVAC fire alarm/ suppression/ protection, Cutter Soil Mixing, secant pile bottom up and Sequential Excavation Method construction, settlement monitoring, building protection, connecting to and modifying the BART Powell Street Station, PA, CCTV, signage, installation of fare collection equipment and station start-up and commissioning.

Contract Details		Budget/Expenditures▲	
Contract Awarded:	May 21, 2013	Current Budget	\$859,676,400
Notice to Proceed:	June 17, 2013	Expenditures to Date	\$325,088,491
Substantial Completion:	November 28, 2018		
Contract Award Value:	\$839,676,400		
Modifications to Date:	(\$1,016,585)		
Current Contract Value :	\$838,659,815		

1300 Summary Schedule



Chinatown Station

Contract 1300 - Work Package 1254R



Description of Work

This Work Package is to construct one subway station. Includes station finishes, AC and DC Traction Power substations elevators, escalators, lighting, emergency ventilation fans, HVAC fire alarm/ suppression/ protection, slurry wall top-down construction, settlement monitoring, building protection, PA, CCTV, signage, installation of fare collection equipment and station start-up and commissioning.

Current Work Status

- Dewatering wells connections on Stockton Street
- Excavate for Level 3 bracing
- Finish drilling horizontal inclinometers in headhouse
- Installing bracing level 2
- Finished relocating ductbank on Stockton Street
- Relocate OCS lines west, set up for North Access Shaft, install piles



Work Expected Next Month

- Connecting dewatering wells on Stockton Street
- Excavate and install temp level 3 bracing beams
- Form and pour 1st pour of composite wall
- Finish installing level 3 bracing
- Install weep hole through slurry walls
- Excavate for North Access Shaft
- Slip line brick sewer on Stockton Street

Three Month Look Ahead

- Form and place CDF in TBM tunnels
- Build composite 2 & 3 wall over crosscut cavern opening
- Drill and install barrel vaults pipe
- Finish installing temp level 3 bracing
- Excavate to level 4 bracing
- Start SEM crosscut excavation

Chinatown Station Construction Status - Continued

Contract Details	
Contract Awarded:	May 21, 2013
Notice to Proceed:	June 17, 2013
Substantial Completion:	November 28, 2018
Contract Award Value:	\$247,567,810
Modifications to Date:	\$230,956
Current Contract Value:	\$247,798,766

Budget/Expenditures	
Current Budget	\$252,567,810
Expenditures to Date	\$76,447,648

CTS Three Month Schedule

Activity ID	Activity Name	2015		2018				
		Nov	Dec	Jan	Feb	Mar	Apr	May
CENTRAL SUBWAY PROJECT								
Construction Phase								
Construction CN-1300								
Construction CTS Station P-1254R								
CTS.33.31.290	CTS_Install New Sewer Manholes & Piping @ Washington & Stockton	■						
CTS.33.31.330	CTS_Utility Demolition	■	■					
CTS.33.11.110	CTS_Perform: Utilities: Complete Washington St - AWS Mains	■						
CTS.33.31.280	Install Sewer System Slip Lining - Washington/Stockton	■		■				
CTS.03.30.180	F/R/P Partial North Composite Wall Between B & D From Strut Level 3	■	■					
CTS.03.30.910	F/R/P Partial East Composite Wall Between 1.0 & 4.0 From Strut Level 3	■	■					
CTS.31.50.190	Install Temp Level 3 Struts & Wales & Preload Col 4-11	■	■					
CTS.33.31.300	CTS_Backfill & Complete Permanent Sewer Work In Washington St.		■					
CTS.31.20.200	Excavate to 4' Below Temp Level 4 Struts Col 1.0-4.0		■					
CTS.31.50.191	Install Temp Level 3 Struts & Wales & Preload Col 1-3		■					
CTS.31.71.350	Install Barrel Vault Piping Above Level 4 Struts (Top Row 15-41 & Bottom 18-38) = 25ea		■	■				
CTS.32.13.270	Re-open Washington Street			■				
CTS.33.51.110	CTS_Perform: Utilities: Gas Line Washington/Stockton			■				
CTS.31.50.274	Form/Place & Cure CDF in TBM Tunnels @ Crosscut Cavern			■				
CTS.31.71.540	Install Barrel Vault Piping Above Level 4 Struts (Top Row 8-13, 43-47 & Bottom 10-16, 40-48) = 18ea			■				
CTS.31.50.284	Form/Place & Cure CDF in TBM Tunnels @ Platform Caverns			■				
CTS.31.20.175	Excavate Below Temp Level 5.0 Struts +/-8kcy Col. 1.0-4.0				■			
CTS.03.30.210	CTS_CN Complete North Composite Walls Between B & D to Level 4				■			
CTS.31.20.390	Excavate Below Temp Level 4.0 Struts +/-8kcy Col. 4.0-11.0				■			
CTS.31.71.355	Install Remaining Barrel Vault Piping (1-7, 49-55, s1-s12) = 26ea				■			
CTS.31.50.900	CTS_CN Install Temp Level 4.0 Struts & Wales & Preload Col. 4.0-11.0				■			

Union Square/Market Street Station

Contract 1300 Work Package 1253

Description of Work

This Work Package is to construct one subway station. Includes station finishes, AC and DC Traction Power substations elevators, escalators, lighting, emergency ventilation fans, HVAC fire alarm/ suppression/ protection, slurry wall top-down construction, settlement monitoring, building protection, PA, CCTV, signage, installation of fare collection equipment and station start-up and commissioning.

Current Status This Month

- Ellis Annex work incomplete and excavation opened during moratorium
- North Concourse work incomplete and excavation opened during moratorium
- UMS Stockton construction site demobilized, and “Winter Walk” was erected for duration of moratorium



Work Expected Next Month

- Street closures:
 1. Ellis St. will open to only one lane while work continues
 2. Geary St. will open to two lanes while excavation work north of Geary, on Stockton Street, continues throughout the moratorium
 3. Winter Walk will take place between Geary and Ellis Streets, along Stockton Street, throughout the moratorium
- Union Square Garage – demolition and abatement. Concrete installation
- Street restoration and barricade removal to begin at end of November, in preparation for Winter Wonderland holiday

Three Month Look Ahead

- Resume and complete roof beam, roof deck and waterproofing installation for roof deck construction for main station box
- Continue construction operations at Ellis Street Annex and on connection to BART structure
- Begin mass excavation at Ellis Annex for BART Station entrance to UMS station
- Continue working on Union Square Garage demolition and construction
- Resume jet-grouting operations on Stockton Street between Geary and Ellis Streets
- Resume compensation grouting operations along Stockton Street
- Begin mass excavation at North Concourse between Maiden Lane and Geary Street

Union Square Market Street Station Construction - Continued

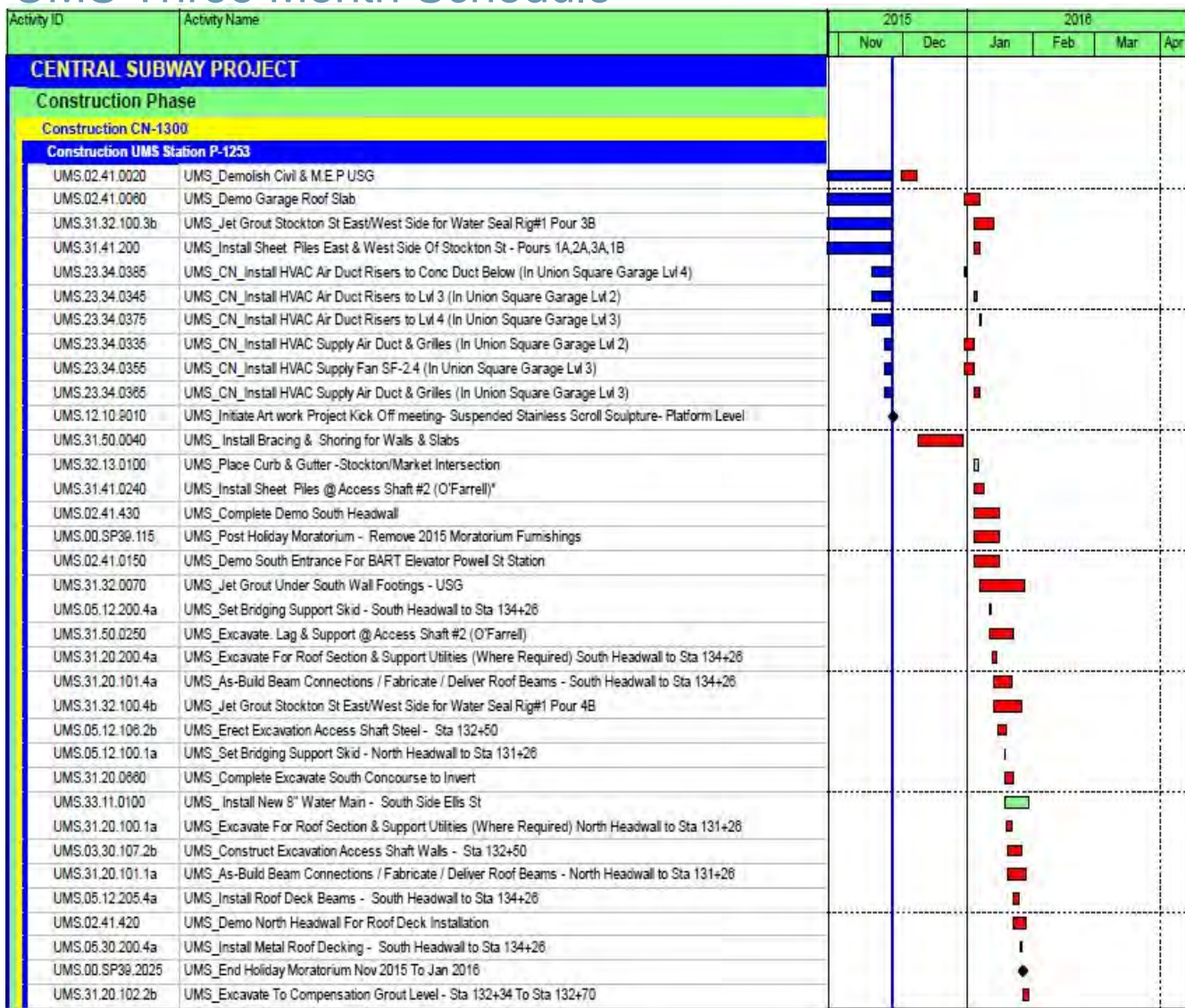
Contract Details

Contract Awarded:	May 21, 2013
Notice to Proceed:	June 17, 2013
Substantial Completion:	November 28, 2018
Contract Award Value:	\$294,030,590
Modifications to Date:	\$90,000
Current Contract Value:	\$294,120,590

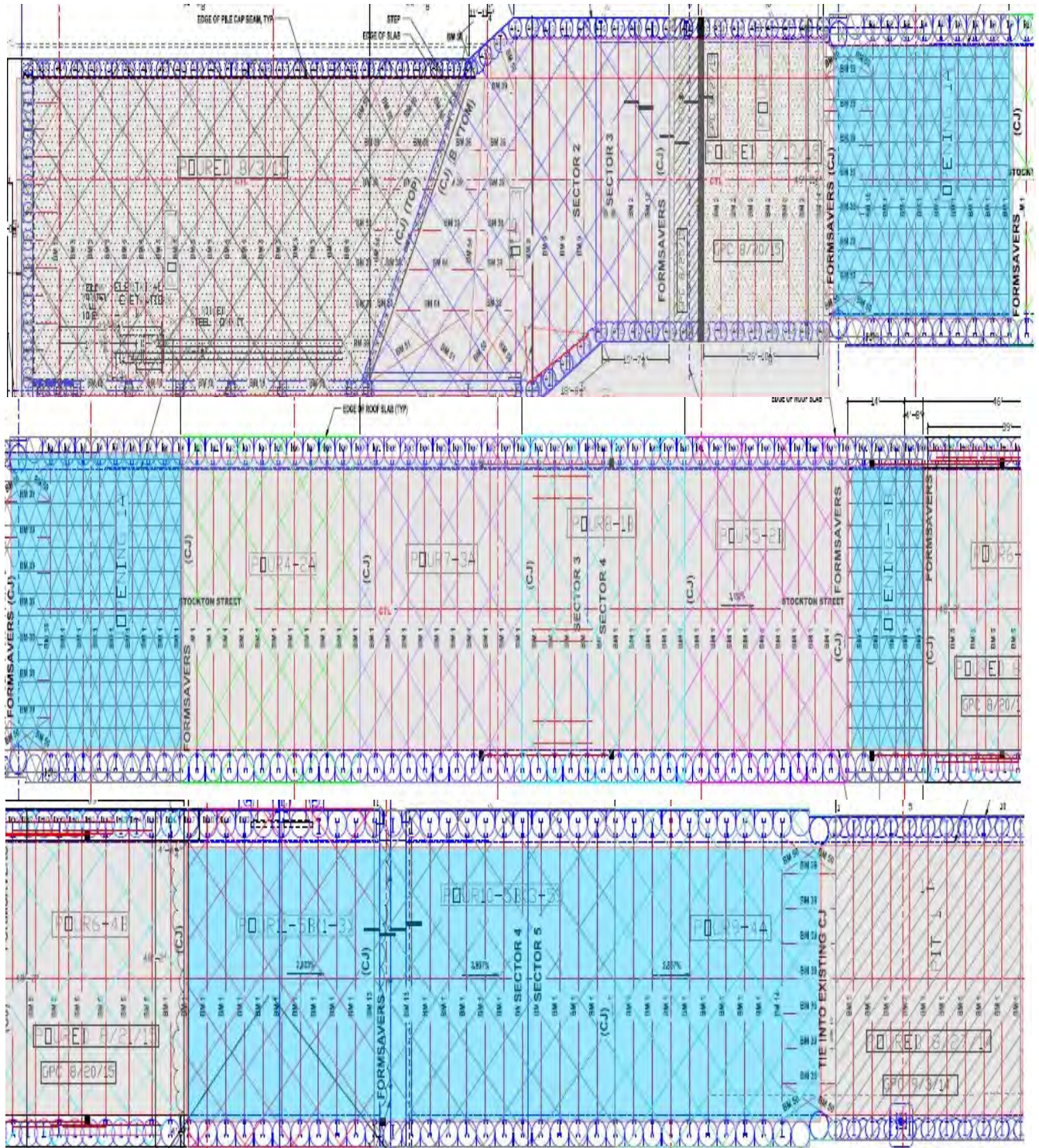
Budget/Expenditures ▲

Current Budget	\$299,030,590
Expenditures to Date	\$135,961,532

UMS Three Month Schedule



UMS Roof Deck Construction Progress



Yerba Buena/Moscone Station

Contract 1300 - Work Package 1255




Description of Work

This Work Package is to construct one subway station. Includes station finishes, AC and DC Traction Power substations elevators, escalators, lighting, emergency ventilation fans, HVAC fire alarm/ suppression/ protection, slurry wall top-down construction, settlement monitoring, building protection, PA, CCTV, signage, installation of fare collection equipment and station start-up and commissioning.

Current Status

- Traffic flowing on east side of 4th Street with west side work area closed for construction
- Headhouse and station box temporary bracing strut level 2 installation is completed
- Headhouse temporary bracing strut level 3 installation has begun
- Archaeological monitoring by spot checking is in progress
- Mezzanine level construction in progress



Work Expected Next Month

- Continue utility installation on 4th Street north of the north headwall and on Folsom Street
- Continue excavation and temporary bracing installation in headhouse and station box, including beginning excavation beneath mezzanine level

Three Month Look Ahead

- Continuation of headhouse and station box excavation, install excavation temporary bracing
- Placement of Concourse Level slab within station box (beneath 4th Street)
- Utility installation at intersection of 4th Street with Howard Street
- Restore roadway on west side of 4th Street

Yerba Buena Moscone Station Construction - Continued

Contract Details	
Contract Awarded:	May 21, 2013
Notice to Proceed:	June 17, 2013
Substantial Completion:	November 28, 2018
Contract Award Value:	\$158,089,000
Modifications to Date:	(\$1,642,919)
Current Contract Value:	\$156,446,081

Budget/Expenditures ▲	
Current Budget	\$163,089,000
Expenditures to Date	\$79,026,838

YBM Three Month Schedule

Activity ID	Activity Name	2015		2016				
		Nov	Dec	Jan	Feb	Mar	Apr	May
CENTRAL SUBWAY PROJECT								
Construction Phase								
Construction CN-1300								
Construction CTS Station P-1254R								
CTS.33.31.290	CTS_Install New Sewer Manholes & Piping @ Washington & Stockton							
CTS.33.31.330	CTS_Utility Demolition							
CTS.33.11.110	CTS_Perform: Utilities: Complete Washington St - AWS Mains							
CTS.33.31.280	Install Sewer System Slip Lining - Washington/Stockton							
CTS.03.30.180	F/R/P Partial North Composite Wall Between B & D From Strut Level 3							
CTS.03.30.910	F/R/P Partial East Composite Wall Between 1.0 & 4.0 From Strut Level 3							
CTS.31.50.190	Install Temp Level 3 Struts & Wales & Preload Col 4-11							
CTS.33.31.300	CTS_Backfill & Complete Permanent Sewer Work In Washington St.							
CTS.31.20.200	Excavate to 4' Below Temp Level 4 Struts Col 1.0-4.0							
CTS.31.50.191	Install Temp Level 3 Struts & Wales & Preload Col 1-3							
CTS.31.71.350	Install Barrel Vault Piping Above Level 4 Struts (Top Row 15-41 & Bottom 18-38) = 25ea							
CTS.32.13.270	Re-open Washington Street							
CTS.33.51.110	CTS_Perform: Utilities: Gas Line Washington/Stockton							
CTS.31.50.274	Form/Place & Cure CDF in TBM Tunnels @ Crosscut Cavern							
CTS.31.71.540	Install Barrel Vault Piping Above Level 4 Struts (Top Row 8-13, 43-47 & Bottom 10-16, 40-48) = 18ea							
CTS.31.50.284	Form/Place & Cure CDF in TBM Tunnels @ Platform Caverns							
CTS.31.20.175	Excavate Below Temp Level 5.0 Struts +/- 8kcy Col. 1.0-4.0							
CTS.03.30.210	CTS_CN Complete North Composite Walls Between B & D to Level 4							
CTS.31.20.390	Excavate Below Temp Level 4.0 Struts +/- 8kcy Col. 4.0-11.0							
CTS.31.71.355	Install Remaining Barrel Vault Piping (1-7, 49-55, s1-s12) = 26ea							
CTS.31.50.900	CTS_CN Install Temp Level 4.0 Struts & Wales & Preload Col. 4.0-11.0							

Systems, Trackwork, & Surface Station


Contract 1300 - Work Package 1256

Description of Work

This Work Package is to construct one Surface Station. Includes light rail track and systems, track invert, track safety walkways; light rail track and systems constructed on the 2,000 foot surface for the alignment from the tunnel portal, south to the tie-in to the existing Muni T-Line at Fourth and King Streets; and the surface Fourth and Brannan Street (FBS) Station.

Current Status

- Started and completed second phase of 4th/King trackwork
- Continue Muni ductbank installation
- Continue 78" sewer rehabilitation
- Continue 36" sewer force main
- Continue Auxiliary Water Supply System (AWSS) installation
- Continue water line work
- Completed AT&T crossing work
- Started AT&T cutover
- Continue tunnel prep work
- Continue 4th/King sewer structure modification



Work Expected Next Month

- Continue 78" sewer rehabilitation
- Continue MRY ductbank and vault installation
- Continue 36" sewer force main
- Continue AWSS installation
- Continue waterline installation
- Continue 4th/King sewer structure modification
- Continue tunnel prep work
- Start tunnel drainage system installation
- Start tunnel invert slab work

Three Month Look Ahead

- Waterline installation
- AWSS installation
- Muni ductbank installation and vault installation
- 36" sewer force main installation
- 78" sewer rehabilitation
- OCS pole foundation installation
- Tunnel drainage system installation
- Tunnel invert slab construction
- Tunnel walkway construction

Systems, Trackwork, & Surface Station Construction - Continued

Contract Details	
Contract Awarded:	May 21, 2013
Notice to Proceed:	June 17, 2013
Substantial Completion:	November 28, 2018
Contract Award Value:	\$139,989,000
Modifications to Date:	\$305,378
Current Contract Value:	\$140,294,378

Budget/Expenditures	
Current Budget	\$144,989,000
Expenditures to Date	\$33,652,472

Systems, Track and Surface Station Three Month Schedule

Activity ID	Activity Name	2015		2016			
		Nov	Dec	Jan	Feb	Mar	Apr
CENTRAL SUBWAY PROJECT							
Construction Phase							
Construction CN-1300							
Construction STS P-1256							
STS.33.31.220	STS_Install New 10" Sewer Piping & Catch Basins - In West Side Bryant St			□			
STS.33.71.200	STS_Pothole: Utilities:Pothole for MRY Manholes On/Of - 4th Street	■	■				
STS.33.71.120	STS_Install: Utilities: MRY MH 1893 - Freelon St	■		■			
STS.26.05.3730	STS_Pothole Utilities: MRY Ductbanks On/Of 4th Street	■		■			
STS.33.71.150	STS_Install: Utilities: MRY MH's 1845, 1898 & 1899 - Townsend St	■		■	■		
STS.33.71.170	STS_Install: Utilities: MRY Ductbanks MH 1897 To 1898 - Brannan St	■		■			
STS.33.11.105	STS_Install: Utilities: Water Distribution 8" Main - 4th St Bryant To Welch St	■		■			
STS.33.11.100	STS_Install: Utilities: Auxiliary Water Supply 12" Main 4th St Through Bryant St Intersection	■		■	■		
STS.33.11.120	STS_Install: Utilities: Auxiliary Water Supply 12" Main 4th St (Bryant St To Welch St)	■		■	■		
STS.27.32.2090	STS_Install: Traffic Signal Conduit & Boxes 4th St/King	■		■			
STS.34.11.240	King St/ 4th- Maintain Track work	■	■				
STS.34.42.1080	STS_Install: Security - SB Portal Intrusion Devices		■				
STS.01.78.100	STS_Prep/Submit Warranties (Prior to Substantial Completion)		■				
STS.34.11.245	#3 Shut down- Install Trackwork-King Street & 4th Street- Final Paving and finishes		■				
STS.34.11.250	Remove Temporary Crossover Trackwork - King Street & 3rd Street			■			
STS.26.05.215	STS_Install: Utilities: MRY Ductbanks MH 1890 to Existing DB @ Sta 169+00 - 4th Street			■			
STS.34.23.100	STS_Install: Utilities: Install Fiber Optic Ductbank From (E) Pullbox to (E) MH 1879 - King St/4th Street			■			
STS.34.42.1940	STS_Install: Surface Signaling - TS Case No.1 - 4th/King			■			
STS.33.11.270	STS_Install: Utilities: Sewer: Casing for 10" Force Main - 4th St Sta @ Brannan St Intersection			■			
STS.33.31.420	STS_Install New CB's Manhole, 10" & 15" Sewer Piping @ 4th St/Townsend - West Side			■			
STS.34.42.1880	STS_Install: Surface Signaling - Interlocking Signals & Poles 21/23 - 4th/King			■			
STS.26.05.2720	STS_Install: OCS System - Install OCS Poles In Portal			■			
STS.26.05.120	STS_Install: Utilities: 230Kv Electrical Transmission Casing - Ass'ist PG&E - 4th St @ Bryant Intersection			■			
STS.33.11.340	STS_Install: Track Drainage- 4th St (Brannan St To Bluxome St)			■			
STS.26.05.0430	STS_Install: Tunnel Electrical -Lighting Fixtures - NB Portal To Moscone			■			
STS.33.51.150	STS_Pothole: Utilities: Pothole for Gas Distribution			■			
STS.26.05.3650	STS_Demo: OCS System - Demo OCS Pole Foundations In Brannan			■			
STS.26.05.2680	STS_Install: OCS System - Install OCS Pole Foundations In Brannan To 4th Street			■			
STS.33.31.260	STS_Install New 18" Sewer Lateral In Welch St To Future 48" Manhole			■			
STS.33.11.320	STS_Install: Utilities: Water Distribution 8" Main - 4th St Brannan St to Bluxome			■			
STS.33.31.330	STS_Install New Sewer Laterals & Sleeves West Side 4th Street - Brannan to Bluxome			■			
STS.34.41.2080	STS_Install: Traffic Signal Conduit & Boxes 4th St/Townsend			■			
STS.33.11.350	STS_Install: Utilities: Track Drainage- 4th St (Bluxome St To Townsend St)			■			
STS.26.05.3670	STS_Demo: OCS System - Demo OCS Pole Foundations In Bryant			■			

Program Components

Community Outreach

Outreach public information, events and presentations for November 2015 include:

Outreach to stakeholders, merchants and residents for upcoming construction at 4th & King (Phase 2 Track Installation)

Successful completion of Phase 2--- 4th and King Shutdown (November 6-November 14)

Tunnel Tour for Global Initiative

Presented project update at quarterly CAG Meeting

Provided project update to Woolf House

Coordinated and opened Winter Walk at Union Square (holiday moratorium)

Outreach in Support of Mitigation and Monitoring

Team members participated in weekly progress and traffic meetings to address neighborhood concerns

Outreach and communication efforts continue in Chinatown, Union Square, and SOMA

Weekly photo documentation of project work and editing

Weekly construction update emails sent to list of approximately 700 residents and stakeholders

Distributed monthly construction update to STS and CTS neighborhood; CTS flier are bi-lingual

Media Coverage

Central Subway Media Coverage			
Date	Title (with link to story)	Source	Reporter/Writer
11/3/15	Central Subway Work at 4th and King to cause 8 days of major detours, delays	Hoodline	
11/6/2015	Central Subway's week long construction to close streets, rankle commutes	SF Examiner	
11/6/2015	4th and King in San Francisco to close for Central Subway work	ABC7	Amy Hollyfield
11/6/2015	Central Subway Construction to impact 4th, King streets for 8 days	CBS SF Bay Area	

Community Outreach - Continued

11/6/2015	<u>Central Subway work to tangle traffic, transit</u>	SF Bay	
11/6/2015	<u>San Francisco Central Subway Project will block traffic 8 days</u>	Bay Area Chinese Live Radio	
11/8/2015	<u>Central Subway Work to disrupt traffic for 8 days</u>	SF Chronicle	
11/9/2015	<u>San Francisco Subway project expected to exacerbate traffic woes in vicinity of AT&T Park</u>	NBC Bay Area	
11/19/2015	<u>Central Subway project walking tour shows light at end of tunnel</u>	SF Chronicle	CW <u>Nexius</u>

Quality Assurance - Continued

Quality Assurance

Quality Assurance monthly activity of oversight, surveillance, audits, proactive feedback and QA records actively involves the Project construction management staff, the resident engineers, the prime construction contractor and their subcontractors.

Stations and Systems Contract CN1300 Quality Assurance Monitoring – On Going

- UMS roof beam to pile WF installation – Installation of steel continues
- UMS Water Proofing Subcontractor – Waterproofing Experts and substrate and application inspection/acceptance by RDH in lieu of Kingfield Construction Products (water proofing manufacturer) continues
- YBM Slurry Wall Panels to roof slab and interior slabs
- YBM Water Proofing Subcontractor – Waterproofing Experts and substrate and application inspection/acceptance by RDH in lieu of Kingfield Construction Products (water proofing manufacturer) continues
- TPC QC Daily Inspection Reports (which includes TPC's Specialty Subcontractor's QC checklists and associated documentation and Smith Emery Inspection Reports)
- Smith Emery - TPC's laboratory and Inspection Services – including Special Inspections that are also provided via email to the City of San Francisco's Department of Building Inspection (DBI) for all permitted work
- Preparatory, Initial and Additional Initial Phase Meetings as required by Specification Section 01 45 00, continue. Attendance/participation of these vital meetings (Contractor is not allowed to start work until such time that all prerequisite requirements have been met which continues to greatly facilitates all work being done to the strict requirements of the Contract Documents, the



Quality Assurance - Continued

- “first time”). Additional initial phase meetings are conducted, at the request of SFMTA for all concrete placements to ensure that all prerequisite requirements have been met
- Bi-Weekly and ad hoc (mostly at the request of the UMS SFMTA Resident Engineer with Additional Initial Phase Meetings, per 01 45 00 Section 1.09, for pre-concrete placement) bi-weekly Quality Task Force (QTF) Meetings are attended primarily to assist and support the Contractor’s QC effort and to discuss issues related to the identification of in-process items which left un-mitigated manifest into SFMTA not releasing SFMTA Hold Points
 - Instrumentation/Monitoring and Construction Management Task Force (CMTF) Meetings continue
 - Weekly Work Package Progress Meetings for STS, YBM, UMS and CTS and RE/PE Progress Meetings for STS, YBM, UMS and CTS when conducted and as time constraints allow

Document comment and review:

- Contractor’s submittals, e.g., review of welding, concrete and other Quality related submittals/comments as requested to support the RE’s and CM, and RFIs related to quality and welding
- QA Staff continues random/spot checks of the 1300 Contractor’s Field Testing lab results; items requiring further action/investigation (missing or inconsistent data, compressive strength results that appear to have a very broad range of values and such) are brought to the attention of the Contractor
- Review of updated CNCR logs and CNCRs that provide information to REs regarding content, accuracy of the disposition and confirmation close-out is correct – TPC QC has focused much attention to the accuracy and timeliness of the issuance and logging of CNCRs. The CNCR Log now has more accurate descriptions and status of each CNCR. The CNCR Log entries are now more accurate and timely. TPC QC continues to fulfill the 24 hour initial generation of a CNCR once cognizant (often as a result of RE and RE Staff identifying/requesting the issuance of a CNCR) of a non-conforming condition, through the issuance of the “Initial Issue” of each CNCR. The Initial Issue of each CNCR provides the “what” and “where” but not the “why” or how to prevent repeating CNCRs. TPC QC is now posting CNCRs to CM13, using the Noncompliance module of CM13. CNCRs are posted as attachments as are the SFMTA RE’s responses to Use-As-Is and Repair dispositioned CNCRs

QA Issues:

- Assurance that all RFIs, submittals and USE-AS-IS and REPAIR dispositioned CNCRs related to a particular concrete placement, have been approved by the SFMTA REs. Practically, SFMTA REs have imposed a concrete placement hold point for all concrete placements to collectively ensure that the Contractor has performed all work to the requirements of the Contract Documents, i.e., all RFIs, CNCRs and submittals have been approved and acceptably executed

QA Concerns:

- The annual moratorium schedule compression

Quality Assurance - Continued

- SFMTA's provision of advance notification to TPC/TPC QC, of in-process work that appears to be deficient or of questionable nature, is not mitigated/reconciled in a timely manner, if at all
- Necessity of using both Reinforcing Steel Design Drawings and approved Reinforcing Steel Shop Drawings to inspect/accept rebar placement
- Approved submittals for UMS structural steel are awkward, at best, for TPC Production, TPC QC and RE's QA Inspectors to ensure that all work is performed as required by AWS D1.1 and our Contract Documents. TPC QC Engineers review TPC QC CWI's (Smith Emery provides the TPC QC Inspections) welding inspection documentation to verify that all welds are accounted for and accepted prior to concrete placement (see next item)
- Welding inspection and associated documentation of CWI acceptance of all welded joints, including tack welding, at UMS. Smith Emery continues to update and refine their spreadsheet "tool" that is used by TPC QC to account for the acceptability and associated documentation by CWIs for all welded joints that are to be embedded in concrete
- Use of CM13 as the document depository related to a user having the ability to delete submittal attachments after a submittal has been approved without any record or trail of the deletion (this was a finding included in QAA 025 Audit Report)
- The number of SFMTA CSP Field Notifications at UMS provided to TPC
- De-certification of waterproofing installer, Water Proofing Experts, by Kingfield, waterproofing system manufacturer

Other Program QA Practices Implemented

- Close-out of Corrective Action Requests: Close outs continued from Quality Assurance staff's Audits, Surveillances and PMOC Quarterly Reviews. The status is tracked in the Corrective Action Log that is provided to the project team and the FTA PMOC
- On-going indoctrination to the CSP Quality Program continues on a one-to-one basis as new personnel are added to the PM/CM Staff
- Quality Assurance Audit QAS 025 of the implementation and effectiveness of some components of the C1300 Contractor's approved Contractor Quality Program (CQP) has been closed predicated on verification of the responses provided by TPC

Quality Assurance - Continued

Risk Management

Risk Mitigation Management Meeting No. 76 was held on November 5, 2015. The Risk Assessment Committee reviewed and discussed Risks that include Construction Risks with ratings above 6; Remaining Requirement and Design Risks; and, any New Risk Assessment and Mitigations identified to date.

Program Safety & Security

The San Francisco Municipal Transportation Agency is committed to the highest practical level of safety and security standards and practices in the public transit industry. The Safety and Security Management Plan (SSMP) components are reported on below as appropriate including, Safety and Security Committee, the Fire Life Safety and Security Committee the Construction Conformance Verification and Documentation and Contractor Safety and Security.

Project Management/Construction Management (PMCM) Team

Safety bulletin boards have subjects covering the complacency and daily job briefings.

As an incentive for the PMCM team to continue to work safe and look for and report safety hazards to the Program Safety Manager, the PMCM team is working on creating safety incentives that will be handed out to those that demonstrate good safety awareness and good safety working records.

Safety Summary for the 1300 Stations Systems Track Construction Package

During the month of September, safety work on the 1300 contract progressed as follows:

STS had no recordable or first aid incidents. The week long closure at 4th and King Streets went very smoothly from a safety standpoint. All workers were trained in SFMTA's RWP program. They are now starting to ramp up for work at grade on 4th street as well as starting to do work inside of the tunnels.

At YBM, an incident occurred where an embed fell. No one was hurt nor were they close by. However, a safety stand down was held and discussed what happened along with how this task will be safely performed in the future.

UMS did not have any incidents during the last month. Most of the month was spent finishing off various tasks and then getting ready for the moratorium. In addition, a tourist bus lost control and crashed in the Apple building project directly across the street from our work zone. None of Central Subway staff or contractors was injured.

CTS continue to excavate the head house area. During the monthly safety walk, traffic control issues were identified and corrected immediately. This work site continues to have a very good safety record.

TPC will be starting work in the tunnels very soon. Frontier-Kemper showed up and walked the tunnels to determine when and how they will start their tasks.

Program Safety & Security - continued

Table 1300 Stations Construction Safety Record

Table 1300 below summarizes the Month to Date and Project to Date for the Stations, Systems and Track Construction contractor and subcontractors. Table 1300 shows that no recordable accidents took place in July for the work underway at the station sites and surface line.

Next Month Look Ahead

1300 Contract

1. At CTS, a second level of excavation has started. We are awaiting written verification that TPC has received a variance from Cal-OSHA M&T regarding the use of a crane dedicated as an elevator. Frontier-Kemper showed up in mid-November and walked the tunnel.
2. Due to the moratorium beginning, work at UMS will be limited to certain areas. Specifically, the garage and Ellis Street.
3. At YBM, the next level of excavation will be starting.

Program Safety & Security - continued

Project Safety Record - Contract 1300

SAFETY GOALS

OSHA Recordable Accidents, <3.4

Lost Time Cases, <1.6

Through Month End - Nov 2015

JOB TO DATE

	Tutor	Subs	Total Project	Rate*
OSHA Recordable Accidents	1	0	1	0.24
Job Transfer or Restricted Duty Cases	0	0	0	0.00
Lost Time Cases	0	0	0	0.00
Total Project Incidents	1	0	1	0.24
Man Hours Worked Through M/E Nov 2015	379,574	464,065	843,639	

YEAR TO DATE

(Month ,Day, Year to Month, Day, Year)

	Tutor	Subs	Total Project	Rate*
OSHA Recordable Accidents	1	0	1	0.44
Job Transfer or Restricted Duty Cases	0	0	0	0.00
Lost Time Cases	0	0	0	0.00
Total Project Incidents	1	0	1	0.44
Man Hours Worked Through M/E Nov 2015	243,804	207,848	451,651	

* Rate is calculated based on number of incidents divided by total number of man hours worked multiplied by 200,000 man hours.

OSHA Recordable Accidents - 2008 Construction Industry Rate for Highway, Street, and Bridge Construction = 3.9

Technical Capacity

No Project positions are currently open or unfilled.



A large crane is used at the Chinatown Station site to lift excavated soil out of the headhouse for transport offsite.

Staffing

The Central Subway Staffing Table shows Planned and Actual full-time equivalent staff (FTEs) working on the Program by organizational function and responsibility.

	Sep-2015		Oct-2015		Nov-2015	
	Planned	Actual	Planned	Actual	Planned	Actual
Project Management						
Program Management	7.10	6.00	7.10	6.00	7.10	6.00
Quality Assurance	1.80	2.30	1.80	2.30	1.80	2.30
Contract Administration	1.40	1.40	1.40	1.40	1.40	1.40
Community Outreach	5.50	5.10	5.50	5.50	5.50	5.50
Finance	2.00	2.00	2.00	2.00	2.00	2.00
Project Controls	5.80	5.80	5.80	5.80	5.80	5.80
Subtotal	23.60	22.60	23.60	23.00	23.60	23.00
Construction Management						
CM - CN 1252	1.00	1.00	1.00	1.00	1.00	1.00
CM - CN 1300	30.00	31.00	30.00	31.00	30.00	31.00
Design Support - CN 1252	0.00	0.10	0.00	0.00	0.00	0.00
Design Support - CN 1300	12.40	12.20	12.40	12.20	12.40	12.40
Subtotal	43.40	44.30	43.40	44.20	43.40	44.40
Start Up						
Start Up / Safety & Security	3.00	2.10	3.00	2.10	3.00	2.10
Subtotal	3.00	2.10	3.00	2.10	3.00	2.10
Total	70.00	69.00	70.00	69.30	70.00	69.50

Third-Party Agreements

In January 2015, the court issued a decision on the amount payable to the property for the single outstanding access license, for compensation grouting, at 19 Stockton Street, adjacent to the Union Square / Market Street Station. The City Attorney's Office is working with Project Staff to release payment of the Court ordered amount to the property owner.


Installation of instrumentation within the building is complete. Installation of the grout tubes commenced late June and continued into July. Project staff continue to keep the Property Owner informed of the status of the work.

LRV Procurement

The SFMTA light rail vehicle procurement continues to schedule the 24 LRVs that will be part of the Central Subway start up to be ready for service testing and training by mid 2018 in order to begin use at the start of Central Subway service in December 2018.

The SFMTA Board authorized award of the contract on July 15, 2014 to Siemens for up to 260 cars, which includes a base contract of 175 cars for a total of \$648 million, with an option to acquire up to 85 more, bringing the overall total to 260 cars. On September 19, 2014 Mayor Edwin Lee approved the contract.

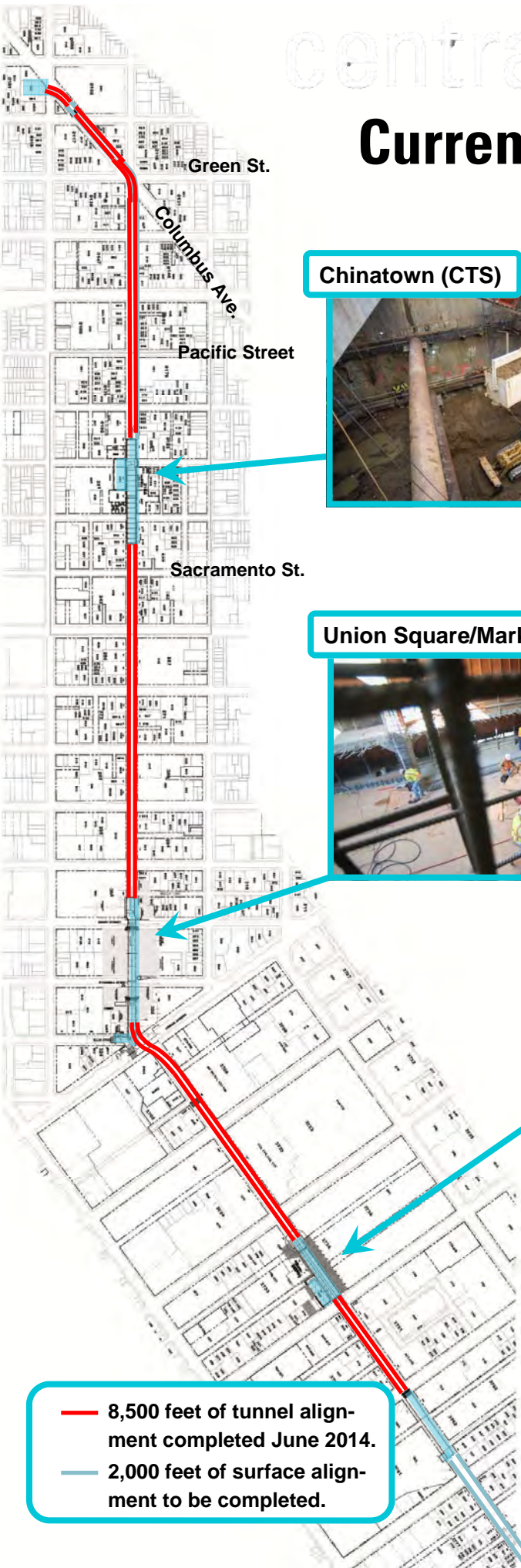
LRV task date/month milestones will be further developed and integrated into CS Master Project Schedule, the Rail Activation Plan and the startup schedule in 2015.



Inside the Union Square Garage, work to reconstruct the southeast corner is underway. Here, the north entrance for the Union Square/Market Street Station is being built.

central **T** subway

Current Construction Activity




Chinatown (CTS)



Union Square/Market Street (UMS)



Yerba Buena/Moscone (YBM)




4th St. Surface Track, Systems (STS)



— 8,500 feet of tunnel alignment completed June 2014.
— 2,000 feet of surface alignment to be completed.




Now that excavation has progressed far enough down inside the Chinatown Station headhouse, excavated material must be loaded into a steel bucket lowered by crane.



The steel bucket is lifted to the sky through the main access shaft of the headhouse. Once built out, this shaft will be where passengers enter and exit the future station.



Ground has been broken to construct the north access shaft, where an emergency stairwell will be constructed at the northeast corner of the station.



A flagger signals to the crane operator on the temporary deck suspended over the street-level station roof to raise the steel bucket filled with soil excavated from the interior.



Carpenters and ironworkers share space inside the reconstructed ramp at the southeast corner of the Union Square Garage, where new vehicle ramps are being reconstructed.



A crew removes temporary sewer pipes suspended beneath the steel truss network laid over Stockton between Maiden Lane and Geary.



One of the last sections of roof deck to be installed between Geary and O'Farrell on Stockton Street, before being backfilled and graded.



The same portion of Stockton Street shown in the above photo just a few weeks later, following the opening of the 2015 Winter Walk.



A worker uses a large wrench to screw sections of rebar into the exterior slurry walls. This is done to tie in all the rebar cages with each other, creating structural strength.



Temporary steel supports span the width and the corners of the Yerba Buena/Moscone Station headhouse, while excavation of the station box is underway under 4th Street.

YBM - continued




Workers bring in each strand of rebar one at a time, installing them inside the station box.



Two workers pose before installing rebar in the exterior slurry walls of the station box under 4th Street.

STS



Over the week of Veteran's Day, the second phase of work to build a new track interchange at 4th and King was completed.



Temporary "ghost" tracks show the direction up 4th Street, where future T Line trains will travel once the Central Subway has opened.

STS—Continued



A new section of high pressure water line is installed in a trench on the west side of 4th Street, just north of Brannan.



Once utilities in this area were installed, workers backfilled the trench and repaved part of the street.

Appendix A

DETAIL COST REPORTS

1. PROJECT COST

The Current Cost Estimate (CCE) for the Central Subway Project is **\$1.578 billion** in year of expenditure dollars (\$YOE). This total project cost is shown at the top of Report 7.1, Program Project Budget. This capital cost projection incorporates allocated and unallocated contingencies to cover the risks associated with the project completion.

Total net incurred costs for the project are \$873.79 million, a \$11.24 million increase over last month. The cost to date figure reflects expenditures through FAMIS 786 Report (\$834.48 million) plus the utilities joint trench Form B Reimbursement payment (\$10.52 million), invoices currently being processed (\$12.29 million) and estimates of outstanding pay requests (\$16.51 million). This incurred amount equals 55.36% of the total project budget of \$1.578 billion.

The current funding level to date is \$1,179.79 million includes FTA \$150 million FY2015 New Starts Grant appropriated in October 2015. This represents 75% of the total project budget.

CONTRACT	PP NO	PP PERIOD TO	PROG PYMT AMOUNT	CONTRACT	PP NO	PP PERIOD TO	PROG PYMT AMOUNT
CS155.1	52	3/31/2014	\$ 26,671.53	CS155.2	67	9/30/2015	\$ 212,164.50
CS155.1	53	4/30/2014	\$ 19,500.26	CS155.2	68	10/31/2015	\$ 307,824.44
CS155.1	54	5/31/2014	\$ 29,166.76	CS155.2*	69	11/30/2015	\$ 204,389.00
CS155.1	55	6/30/2014	\$ 22,666.39	CS155.3	62	5/31/2015	\$ 65,121.96
CS155.1	56	7/31/2014	\$ 36,602.38	CS155.3	63	6/30/2015	\$ 53,615.05
CS155.1	57	8/31/2014	\$ 40,273.52	CS155.3	64	7/31/2015	\$ 46,704.85
CS155.1	58	9/30/2014	\$ 37,269.95	CS155.3	65	8/31/2015	\$ 38,423.13
CS155.1	59	10/31/2014	\$ 30,018.32	CS155.3*	66	9/30/2015	\$ 81,258.00
CS155.1	60	11/30/2014	\$ 20,183.22	CS155.3*	67	10/31/2015	\$ 68,106.00
CS155.1	61	12/31/2014	\$ 18,828.97	CS155.3*	68	11/30/2015	\$ 216,568.55
CS155.1	62	1/31/2015	\$ 19,921.99	Contract 1252	39	4/30/2015	\$ 1,174,889.06
CS155.1	63	2/28/2015	\$ 19,921.99	Contract 1252	40	5/31/2015	\$ 236,920.00
CS155.1	64	3/31/2015	\$ 15,554.73	Contract 1300*	22	10/31/2015	\$ 13,853,083.00
CS155.1	65	4/30/2015	\$ 15,550.60	Contract 1300*	23	11/30/2015	\$ 8,921,520.00
CS155.1*	66	5/31/2015	\$ 2,121.00	CS149	80	9/30/2015	\$ 581,145.30
CS155.1*	67	6/30/2015	\$ 1,180.00	CS149	81	10/31/2015	\$ 511,589.51
CS155.1*	68	7/31/2015	\$ 7,137.00	CS149*	82	11/30/2015	\$ 500,000.00
CS155.1*	69	8/31/2015	\$ 1,805.00	CS156.1	54	7/31/2015	\$ 72,750.06
CS155.1*	70	9/30/2015	\$ 1,583.00	CS156.1	55	8/31/2015	\$ 72,775.13
CS155.1*	71	10/31/2015	\$ 3,186.00	CS156.1	56	9/30/2015	\$ 83,624.15
CS155.1*	72	11/30/2015	\$ 203.00	CS156.1	57	10/31/2015	\$ 74,006.83
CS155.2	65	7/31/2015	\$ 266,284.57	CS156.1*	58	11/30/2015	\$ 71,411.78
CS155.2	66	8/31/2015	\$ 188,844.10	other accruals*		11/30/2015	\$ 531,709.92

* Estimated Amount \$ 28,802,268.59

2. CONTINGENCY ALLOCATIONS AND USAGE

The current Total Project Contingency is **\$84.32 million**, which is a \$24.32 million favorable balance against the current Minimum Contingency level of \$60 million. The Contingency Drawdown Curve is shown in Report 7.3. Follows by Report 7.4 Contingency Management Trend Report with the Remaining Contingency after Approved Changes Deducted contingency items in column "i".

In this reporting period, Contract 1252 Tunnel and Contract 1300 Station had not processed any contract modifications. Refer to Report 7.5 for approved contract modifications and potential changes.

3. BUDGET TRANSFERS

No budget transfers in this reporting period.

4. FORM B

The Utilities Joint Trench Form B Details is listed in the Table A2 below. Total utilities joint trench Form B Reimbursement payment to three construction contracts is \$10.52 million.

TABLE A2: UTILITIES JOINT TRENCH FORM B DETAILS	[A] Mar 2015 BUDGET	[B] EXPENDED TO DATE	Associated Cost Account
1.3.491.07.040.02 - FORM B - CN1250 UTILITY REIMBURSEMENT	(2,275,419)	2,463,325	1.3.081.07.040.02 - 1UTL:SITWORK: UTILITIES & RELOC
1.3.491.08.040.02 - FORM B - CN1251 UTILITY REIMBURSEMENT	(7,618,412)	3,608,217	1.3.082.08.040.02 - 2UTL:SITWORK:UTILITIES&RELOCATE
1.3.491.02.040.02 - FORM B - CN1252 UTILITY REIMBURSEMENT	(254,050)	3,958,658	1.3.083.02.040.02 - TUNN:Sitework:Utilities & Relocate
1.3.491.04.040.02 - FORM B - CTS: CN1300 UTILITY REIMBURSEMENT	(451,703)		
1.3.491.09.040.02 - FORM B - STS: CN1300 UTILITY REIMBURSEMENT	(1,000,000)		
1.3.491.03.040.02 - FORM B - UMS: CN1300 UTILITY REIMBURSEMENT	(528,370)	428,712	1.3.084.03.040.02 - UMS.1253: SITE UTILITIES, UTILITY RELOCA
1.3.491.05.040.02 - FORM B - YBM: CN1300 UTILITY REIMBURSEMENT	(100,000)	56,451	1.3.086.05.040.02 - YBM.1255: SITE UTILITIES, UTILITY RELOCA
TOTAL	(12,227,954)	10,515,363	

Note: *Revised Form B Reimbursements SCC code from 900.01 to 040.02.

5. EARNED VALUE (EV) ANALYSIS

In October 2015 Report, Central Subway Project Master Schedule has used Contract 1300 Station contractor baseline schedule and September monthly update schedule. Contractor continues address the cost issues in cost loaded schedule. Preliminary October Earned Value Analysis reports the Planned Value, Earned Value, Percent Complete and resulting indexes as follows:

Preliminary September Earned Value

Overall Budgeted Cost:	\$1,578,300,000
Planned Value:	\$1,142,070,298
Earned Value:	\$914,320,590
Actual Cost:	\$873,794,546
Schedule Performance Index (SPI):	0.80
Cost Performance Index (CPI):	1.05
Percent Complete:	57.9%

SFMTA, EV Chart									
November 30, 2015 Update									
Activity ID	Activity Name	Start	Finish	Performance % Complete	Budgeted Total Cost	Planned Value Cost (PV)	Earned Value Cost (EV)	Actual Total Cost (AC)	SPI
CENTRAL SUBWAY PROJECT									
	Preliminary Engineering Phase	03-Jun-03 A	19-May-21	57.88%	1,578,300,001	1,142,070,298	914,320,580	873,794,546	1.05
	Final Design	03-Jun-03 A	07-Jan-10 A	100%	46,542,061	46,542,061	46,542,061	46,542,061	1.00
	Light Rail Vehicles	08-Jan-10 A	17-Jun-13 A	100%	115,075,987	115,075,987	115,075,987	113,929,833	1.01
	Real Estate	15-Apr-13 A	05-Feb-19	8.25%	26,385,653	2,177,132	2,177,132	2,147,204	1.01
	Construction Phase	01-Aug-08 A	30-Nov-15	80.31%	37,405,895	31,249,552	30,041,759	30,361,101	0.96
	Construction Support and Costs	03-Jan-10 A	02-Jul-19	53.58%	1,343,370,948	947,025,566	720,483,651	680,814,347	1.06
	Construction Utility Contract #1- MOS & Portal CN-12	03-Jan-10 A	02-Jul-19	42.15%	199,862,849	79,966,541	84,236,499	86,347,021	0.95
	Construction Utility Contract #2 - UMS CN-1251	04-Jan-10 A	23-May-11 A	100%	11,968,150	11,968,150	11,968,150	11,968,150	1.00
	Construction Tunnels CN-1252	12-Jan-11 A	15-Oct-12 A	100%	20,794,582	20,794,582	20,794,582	20,794,582	1.00
	Construction CN-1300	08-Jun-11 A	01-Dec-15	93.05%	251,068,967	251,036,474	233,608,894	234,616,103	0.93
	Unallocated Contingency	03-Jun-13 A	26-Feb-19	42.95%	859,676,400	583,229,819	369,875,526	325,088,491	1.14
	Project Management	28-Nov-18	15-May-19	0%	9,519,456	0	0	0	0.00
		15-May-19	19-May-21	0%	0	0	0	0	0.00

Date	Revision	Checked	Approved
31-Jul-12	Cash Flow Curve		

Layout: AA 01 MPR EV CHART
 26-Nov-15, 14-Dec-15, 16:29

Contract 1300 shows Earned Value Cost \$40M higher than Actual Cost is due to Tutor Perini Corporation Schedule has remaining cost in completed activities.

Earned Value Analysis and Definitions

SPI is a measure of schedule efficiency on a project. It is the ratio of earned value (EV) to planned value (PV). A SPI equal to or greater than one indicates more work was completed than planned and a value of less than one indicates less work was completed than planned. A value of less than 0.9 is unfavorable.

CPI is a measure of cost efficiency on a project. It is the ratio of earned value (EV) to actual cost value (AC). A CPI equal to or greater than one indicates a cost under run and a value of less than one indicates a cost overrun. A value of less than 0.9 is unfavorable.

The following earning rules are established for each of the phase:

Cost Element Group	Planned Value (Primavera)	Earned Value (Primavera)	Actual Cost (SFMTA Cost Accounting (SAP))
Prelim. Engineering	Expenditure Plan Level of Effort (LOE)	Equals to Planned Value (LOE)	Time Keeping; Vendor Accruals and Invoices
Final Design	Expenditure Plan Level of Effort (LOE)	Equals to Planned Value (LOE)	Time Keeping; Vendor Accruals and Invoices
Procurement	Planned Delivery Date	Actual Delivery Date	Time Keeping; Vendor Accruals and Invoices
Real Estate	Expenditure Plan Level of Effort (LOE)	Equals to Planned Value (LOE)	Time Keeping; Vendor/ Material Accruals and Invoices
Construction	Schedule of Work	% Complete* x Budget at Completion (BAC)	Vendor Accruals and Invoices
Sub-Total	Performance Measurement Baseline (PMB)	Total Earned Value	Total Actual Cost
Below the Line	+ Contingency		
Total	Approved Budget		

6. FUNDING SUMMARY

The Funding Available Table below shows the total awarded funds to date vs. the total committed funds from the Project's seven funding sources.

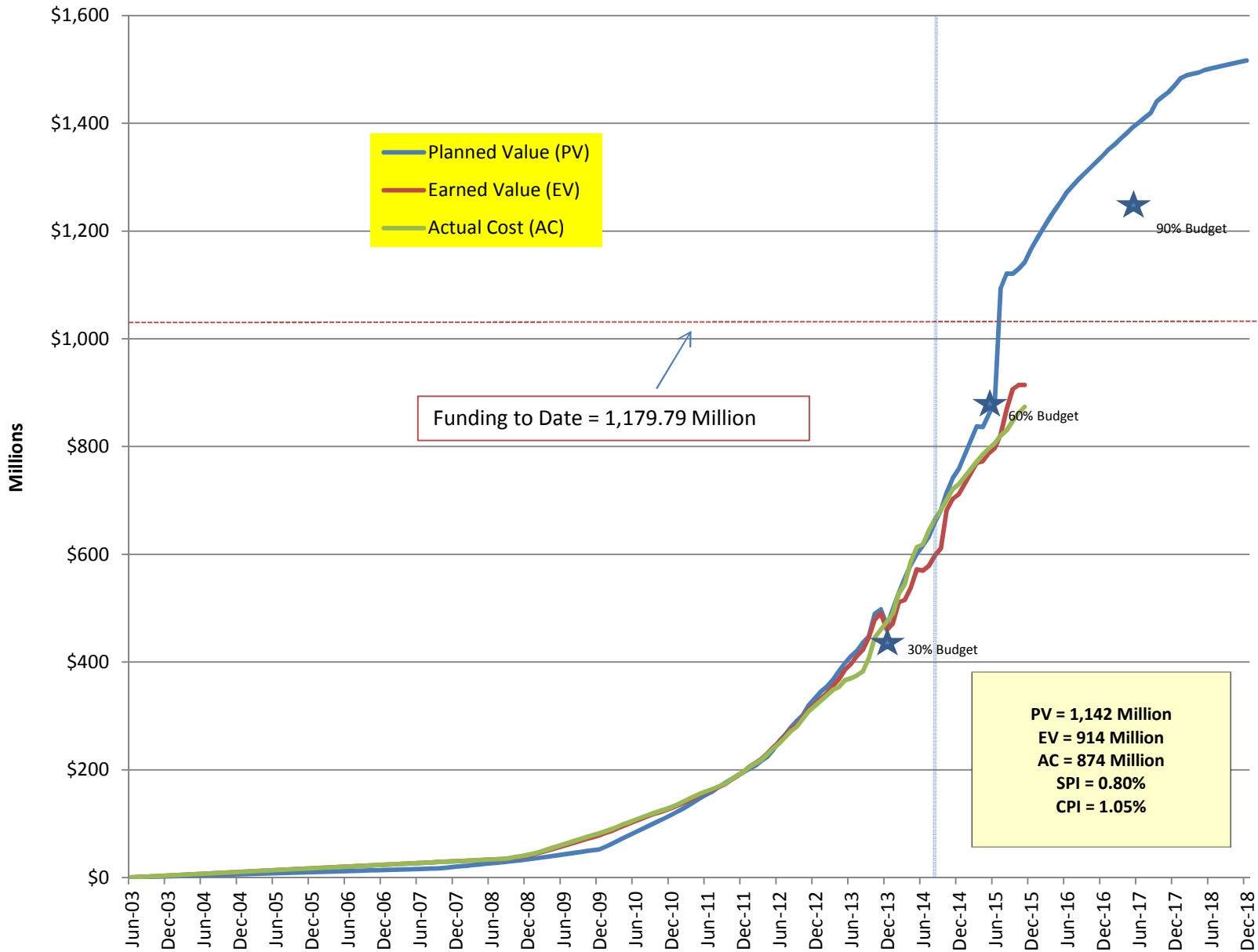
Funding Available Table		
	Funding	
	Committed Funding Sources	Total Awarded Funds to Date
Federal		
Sect. 5309-NS	\$942,200	\$619,196
CMAQ	\$41,025	\$41,025
Federal Subtotal	\$983,225	\$660,221
State		
TCRP	\$14,000	\$14,000
State RIP	\$88,000	\$12,498
Prop. 1B (I-Bond) PTIMSE	\$307,792	\$307,792
Prop. 1A (HSR-Bond)	\$61,308	\$61,308
State Subtotal	\$471,100	\$395,598
Local		
Prop. K	\$123,975	\$123,975
Local Subtotal	\$123,975	\$123,975
CPT 544 Total	\$1,578,300	\$1,179,794

7. LIST OF COST REPORTS

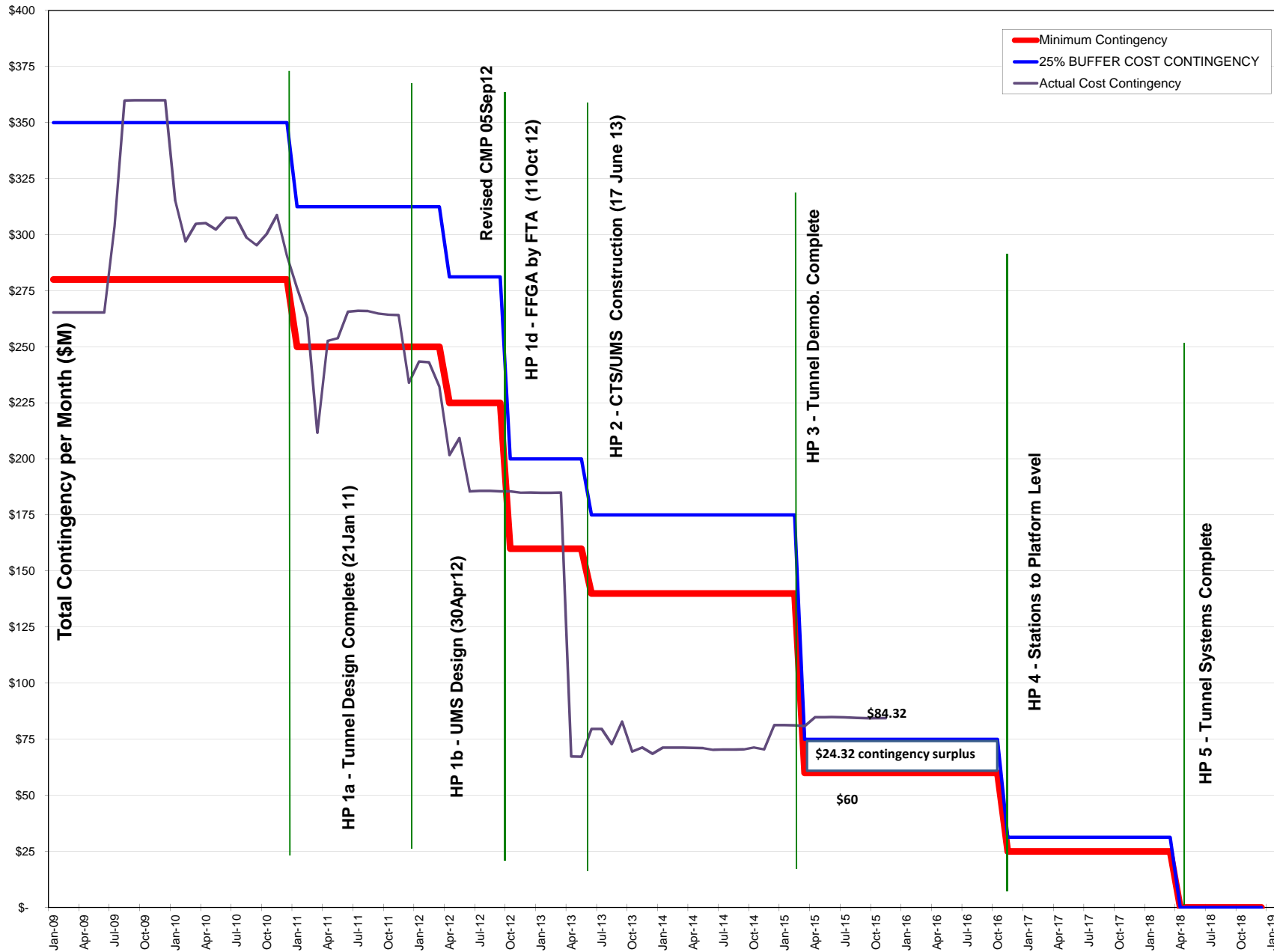
- 7.1 Program Project Budget
- 7.2 Earned Value Cash Flow
- 7.3 Contingency Drawdown Curve
- 7.4 Summary Contingency Management Trend Report
- 7.5 Detail Contingency Usage Report
- 7.6 Budget Revisions: Report sorted by Construction Packages & Soft Costs
- 7.7 Project Budget & Expenditure Report: Sorted by SCC Summary
- 7.8 Budget & Expenditure Report: Sorted by SCC Details
- 7.9 Detail Monthly Expenditure Report: grouped by Project Phase
- 7.10 Cost Report Notes

A. Central Subway Project							
Project	Name	Amount	PM	Funding Source	Reporting	Cost Report	Notes
1	CPT544 Central Subway Project	\$1,578,300,000	J. Funghi	62% Fed, 30% State, 8% Local	yes		1
Total:		\$1,578,300,000					
B. Related SFMTA Capital Improvement Projects							
Project	Name	Amount	PM	Funding Source	Reporting		
2	CPT690 TBM Retrieval Shaft Relocation	\$9,700,000	Funghi/Magary	MTA Operating Funds	no		2
3	CPT718 Chinatown Metro Plaza	\$6,980,000	J. Funghi	Transbay Redevelopment	no		3
4	CPT665 Central Subway Project - Goodwill	\$2,367,750	K. Magary	I-Bond Interest	no		4
5	CPT705 MOH - Broadway/Sansome	\$8,000,000	K. Magary	MTA Operating Funds	no		5
Total:		\$27,047,750					
C. Central Subway Project - Project Offset Credits							
	From	Amount	Index	Notes	Reporting		
1	2009-2016 Utility Co. - Form B Reimbursement	\$12,227,954	--	Construction contracts	yes		6
2	2017-2019 PG&E - Power Feed Reimbursement	\$7,624,540	--	Not yet bill PG&E	yes		7
3	6/26/2013 BART Elevator	\$90,000	68CPT544135B	Not yet rec'd BART Funds	yes		8
4	11/6/2013 Tutor Perini - CAD Files	\$2,500	68CPT5441236	Deposit to Design Index	yes		9
5	1/27/2014 SFPUC - Sewer Main	\$2,925,296	68W251	Certified in Contract 1300	yes		10
6	9/27/2014 SFPUC - 24" Water Main	\$328,857	68CPT544135A	Contract 1252 CMod #41	yes		11
7	8/27/2014 SFMTA Traffic Effectiveness Project funded	\$694,651	--	Contract 1252 CMod #40	yes		12
8	3/27/2015 SFPUC - 24" Water Main Additional Work	\$112,102	68W409	Contract 1252 CMod #48	yes		13
Total:		\$24,005,900					

Earned Value Cash Flow Curve



Cost Contingency Drawdown



COST ELEMENT	CONTRACT COST					CONTINGENCY				BUDGET	VARIANCE	Cost Report Notes	
	ORIGINAL CONTRACT VALUE / September 2013 SUPPLEMENTAL BUDGET	APPROVED CHANGES	CURRENT CONTRACT VALUE	POTENTIAL CHANGES	ESTIMATE AT COMPLETION (EAC)	ORIGINAL CONTINGENCY / Sep 2013 SUPPLEMENTAL CONTINGENCY (Exclude CN 1250 & CN1251)	CONTINGENCY ADJUSTMENT TRANSFERS	REVISED AUTHORIZED CONTINGENCY (Exclude CN1250 & CN1251)	REMAINING CONTINGENCY AFTER APPROVED CHANGES DEDUCTED [h - b]	ORIGINAL CONTRACT VALUE + REVISED AUTHORIZED CONTINGENCY [a + h]	BUDGET - ESTIMATE AT COMPLETE [j - e]		
	a	b	c [a + b]	d	e [c + d]	f	g	h	i	j	k		
SCC 10-50 CONSTRUCTION CONTRACT PACKAGES													
1250	UTILITY RELOCATION PACKAGE #1	9,273,939	2,694,211	11,968,150		11,968,150	1,953,377	740,834	2,694,211		11,968,150	14	
	Contract 1250 Department of Technology	166,756		166,756		166,756					166,756		
1251	UTILITY RELOCATION PACKAGE #2	16,832,550	3,962,032	20,794,582		20,794,582	5,367,297	(1,405,265)	3,962,032		20,794,582	15	
	Contract 1251 Department of Technology	75,615		75,615		75,615					75,615		
1252	GUIDEWAY TUNNEL	233,584,015	1,421,807	235,005,822	(77,798)	234,928,024	23,658,464	(21,173,511)	2,484,953	1,063,145	236,068,968	1,140,943	16
1300	STATIONS	839,676,400	(1,016,585)	838,659,815	18,310,211	856,970,026	20,000,000		20,000,000	21,016,585	859,676,400	2,706,374	17
	1253 UNION SQUARE/MARKET ST STATION [UMS]	294,030,590	90,000	294,120,590	11,058,915	305,179,505	5,000,000		5,000,000	4,910,000	299,030,590	(6,148,915)	
	1254 CHINA TOWN STATION [CTS]	247,567,810	230,956	247,798,766	5,668,126	253,466,892	5,000,000		5,000,000	4,769,044	252,567,810	(899,082)	
	1255 YERBA BUENA/ MOSCONE STATION [YBM]	158,089,000	(1,642,919)	156,446,081	3,148,391	159,594,472	5,000,000		5,000,000	6,642,919	163,089,000	3,494,528	
	1256 SURFACE TRACKWORK & SYSTEMS [STS]	139,989,000	305,378	140,294,378	(1,565,222)	138,729,156	5,000,000		5,000,000	4,694,622	144,989,000	6,259,844	
OTHER		31,233,501		31,233,501	0	31,233,501	1,160,000		1,160,000	1,160,000	32,393,501	1,160,000	
	SCC 10 - 50 Construction Sub-total	1,130,842,776	7,061,465	1,137,904,241	18,232,413	1,156,136,653	44,818,464	(21,173,511)	23,644,953	23,239,730	1,161,143,971	5,007,318	
SCC 60 - 80 SOFT COSTS PACKAGES													
60	ROW, LAND, EXISTING IMPROVEMENTS	36,511,799	(4,265,478)	32,246,321		32,246,321	1,000,000	4,265,478	1,000,000	5,265,478	37,511,799	5,265,478	18
70	VEHICLES	24,108,712	(10,799,712)	13,309,000		13,309,000	2,276,941	10,799,712	13,076,653	13,076,653	26,385,653	13,076,653	19
80	PROFESSIONAL SERVICES	310,518,041		310,518,041		310,518,041	18,221,079		18,221,079	18,221,079	328,739,120	18,221,079	
	SCC 60 - 80 Construction Sub-total	371,138,552	(15,065,190)	356,073,362		356,073,362	21,498,020	15,065,190	32,297,732	36,563,210	392,636,572	36,563,210	
SCC 90	UNALLOCATED CONTINGENCY						3,845,945	20,673,511	24,519,456	24,519,456	24,519,456	24,519,456	20
TOTAL		1,501,981,328	(8,003,725)	1,493,977,603	18,232,413	1,512,210,016	70,162,429	14,565,190	80,462,141	84,322,396	1,578,299,999	66,089,983	
											Total Project Budget	1,578,300,000	21
											Estimate At Completion	1,512,210,016	22
											Variance	66,089,983	23
Note #15 - Adjusted Contract 1252 Guideway Tunnel contingency "column g" to reflect construction contract modifications #20, #40, #41 and \$48 were funded by other funding sources.													

Contract Modification/Trend Log - Contract 1300 Stations

Awarded NTE Amount	\$839,676,400	\$838,659,815
Substantial Completion	2/10/2018	2/10/2018

	UMS	CTS	YBM	STS	COST REPORT NOTES
Potential Changes	\$11,058,915	\$5,668,126	\$3,148,391	(\$1,565,222)	24
Forecasted - Trends	\$5,092,240	\$3,075,603	\$791,378	\$1,015	
Negotiation					
Change of date range to receive art	(\$10,001)				
UMS -Remove AWSS Hydrant at OFarrel	\$8,421				
UMS BART Entry Hazmat Abatement	\$24,971				
CTS- AWSS Wk PGE relocation schedul		\$60,309			
UMS Powell St. Elevator Site Hazmat	\$26,041				
STS Traffic Signal and SL Changes				\$298,307	
STS Comm and Elec Cabinets Relocati				\$67,221	
CTS-PCC#17 FH at Jade Galore		\$106,350			
STS - OCS Pole Changes				\$12,706	
STS Additional AT&T Ductbank at 4th				\$139,238	
CTS-FACO#39- Soil Testing cmply OAB		\$5,000			
UMS-FACO #32 8" Waterline Conf NDSC	\$48,615				
UMS FACO #31 NDSC Incomplete PGE DB	\$32,980				
UMS-FACO #25 OCS Pole@ Market/Ellis	\$3,349				
UMS-FACO #19 Street Light at Stock.	\$2,361				
STS-FACO #48 Work Related St Lght				\$5,000	
UMS FACO #38 Pile H3 & H4 Piles	\$15,000				
UMS-FACO #30 NDSC Inadequate CDF	\$50,000				
STS Traction Power Cable Downsizing				(\$117)	
UMS Transfer Instru BART Facilities	\$30,001				
CTS-PCC40 Plaza Surface Slab Pntrtn		\$5,525			
UMS FACO #52 NDSC Transite Pipe	\$4,497				
CTS-Delete Tree Planting		(\$3,967)			
UMS Install Floor Drain	\$6,579				
UMS - N. Entrance Art Glass and Gla	\$681,978				
YBM COR 44 Buried concrete wall			\$100,001		
YBM COR 45 Abandoned sewer not			\$6,001		
YBM COR 64 Buried sheet pile P-7			\$15,001		
STS COR #89 Extra Sewer Work				\$8,090	
STS COR #112 MRY MH 1890 TS Conduit				\$6,000	
STS COR 98 DSC MRY MH Conf w N CB				\$15,000	

Contract Modification/Trend Log - Contract 1300 Stations

Awarded NTE Amount	\$839,676,400	\$838,659,815
Substantial Completion	2/10/2018	2/10/2018

	UMS	CTS	YBM	STS	COST REPORT NOTES
YBM COR 116 Archaeological Discover			\$100,001		
USG COR 222 Shaft Wall Connections	\$33,272				
USG COR 223 Wall Footing Clarif.	\$75,001				
USG COR 224 (N) Concrete Wall Conn.	\$50,001				
USG COR 228 Tiebacks at Level X	\$75,001				
USG COR 227 Plaza Lvl. Sequence	\$200,001				
USG COR 225 SOG/Wall Connection	\$50,001				
USG COR 226 SOG/Column Connection	\$20,001				
USG COR 261 8" Wall at Grid 11B	\$15,001				
USG COR 263 12" Shear Walls	\$50,001				
USG COR 262 Maintenance Hatch Walls	\$15,001				
USG COR 264 Str. Steel Shop Dwgs.	\$5,001				
UMS COR 250 Macy's DSC	\$75,001				
USG COR 280 Strut Wall Grid 16 - 17	\$50,001				
USG COR 283 Slab Cantilver Detail	\$10,001				
USG COR 284 New Beam at Grid Line C	\$50,001				
USG COR 285 Elev.Edge of Slab Dtl.	\$50,001				
USG COR 286 Shear Wall GL 13/B-C	\$25,001				
USG COR 273 E.Slab/Shear Wall Conn.	\$100,001				
USG COR 274 Shear Wall at Grid 10	\$10,001				
USG COR 275 Conn. Plaza Grid B	\$50,001				
USG COR 276 Escalator #1	\$10,001				
STS - Deletion of ARS (Revision 1)				(\$4,689,000)	
YBM COR 63 Buried objects in P-86			\$24,648		
STS COR 100 DSC Zayo PVC Conf w SW				\$80,082	
STS COR 210 WD pit size increase				\$24,417	
CTS COR 085 Addl FACO 10 Costs		\$13,267			
CTS PCC 001 Delete DB on Stockton		(\$84,018)			
STS COR #92 PG&E Vault Conf 12 AWSS				\$79,173	
STS COR #118 78" Sewer Excess Debrl				\$54,455	
YBM COR 054 FACO 028 Conc obst			\$56,654		
UMS - PCC #29 (Concrete Wale Suppt)	\$9,239				
CTS COR 041 FACO #4 JT Unid. Cond		\$28,026			
CTS COR 040 FACO 002 Connect (E) DB		\$16,936			

Contract Modification/Trend Log - Contract 1300 Stations

Awarded NTE Amount	\$839,676,400	\$838,659,815
Substantial Completion	2/10/2018	2/10/2018

	UMS	CTS	YBM	STS	COST REPORT NOTES
YBM COR 49 Buried timber piles			\$75,001		
STS 78 Sewer Existing Concrete Crow				\$7,200	
YBM COR 182 Cap (E) 16" AWSS Tee			\$18,859		
CTS-COR#201 Swr Line & Station Roof		\$55,000			
YBM COR 87 Transite ductbank removal			\$10,009		
YBM COR 50 Potential contam Soil			\$75,001		
YBM COR 115 C1250 unencased JT			\$9,843		
STS-COR #84 Sewer Cleaning and Dewa				\$3,598	
STS COR #236 E WD Config at Freelon				\$20,000	
STS COR 272 Pier AWSS Conflict				\$2,000	
STS COR 258 WD/PVC Conflict				\$55,001	
STS COR 211 SW conf AWSS 4th/Freelo				\$4,561	
STS COR #229 Multi E Util Conf w N				\$4,000	
UMS COR 232 S.Walk Hatches RFI 240	\$10,141				
STS COR #233 18" VCP in 3'x5' Sewer				\$1,764	
STS COR 101 Cleaning for non-78" SW				\$58,906	
STS COR #187 DB Conf w N 12 Water				\$37,012	
CTS COR 231 Sidewalk Hatches		\$19,249			
YBM COR 240 Headhouse Contam. Mtl.			\$100,001		
STS COR #241 2-In WD Line w Offset				\$5,386	
STS COR #242 DSC Gas Confl w/ Pole				\$1,501	
YBM COR 248 Transite pipe			\$1,501		
YBM COR 249 Utility Conflicts			\$91,877		
YBM COR 295 DSC AT&T Vault Conflict			\$10,001		
STS COR #296 Mult E Util Confl AWSS				\$130,001	
YBM COR 298 Buried Conc Slab			\$20,001		
UMS COR 301 Concr. Overpour and PVC	\$6,642				
YBM PCC 062 Delete SW MH FOL 10+35			(\$21,453)		
STS COR 073 AWSS Incorrectly Shown				\$35,134	
STS COR 067 FACO #41 GW Lead Filter				\$22,695	
STS COR 037 FACO 037 30" FM Removal				\$63,972	
STS COR 090 Subsurface Obstrc				\$20,452	
YBM COR 310 12" WL Conf w/ 36" FM			\$355,711		
CTS COR 353 AWSS confl w HDPE in SW		\$3,203			

Contract Modification/Trend Log - Contract 1300 Stations

Awarded NTE Amount	\$839,676,400	\$838,659,815
Substantial Completion	2/10/2018	2/10/2018

	UMS	CTS	YBM	STS	COST REPORT NOTES
CTS COR 042 FACO 005 Unknown 3" Pip		\$319			
YBM COR 072 FACO 51 1252 N Headwall			\$90,027		
YBM COR 86 Side sewer conflict AT&T			\$75,001		
STS COR 091 PG&E Vault Conf 16" Wtr				\$20,001	
STS COR 093 12" Water Conf 12" Tee				\$5,001	
STS COR 094 Unknown DB Conf 12" Wtr				\$20,001	
USG COR 238 Grid 17 & Vent Conn.	\$50,001				
USG COR 237 Elevator Sump Pits	\$20,001				
STS COR 074 AWSS Offset/Sewer Demo				\$49,817	
USG COR 315 Beam Conflict at C Line	\$50,001				
USG COR 281 8in Slab Conn.at B Line	\$25,001				
USG COR 345 8 inch Slab Support	\$15,001				
USG COR 343 Edge of Slab Detail	\$5,001				
USG COR 360 Column on Grid Line B	\$5,001				
USG COR 363 Grid Line B Footing	\$10,001				
USG COR 358 Elev. Machine Rooms	\$5,001				
USG COR 359 Escalator #1 Truss Span	\$2,001				
USG COR 361 Mud Slab Clarification	\$50,001				
USG COR 374 Add Built Up Columns	\$25,001				
UMS COR 300 14 HDPE at Geary	\$2,069				
YBM COR 362 Temp Pavement Section			\$139,802		
STS COR 367 DSC Conf w/ CP and FM				\$2,892	
STS PCC 066 Add CS ATCS Emer Stop B				\$315,001	
YBM COR 230 RFI 240 Response			\$31,474		
STS COR 387 Oil Line Confl SW MH				\$10,001	
USG COR 386 Built up Column	\$75,001				
USG COR 388 Grid Line C Beam Slab	\$10,001				
UMS COR 391 AT&T Duct Bank Conflict	\$25,001				
USG COR 365 Elevator Hoist Beam	\$50,001				
YBM COR 390 RFI 1654 Chip Headwall			\$10,001		
USG COR 394 Ramp Conflict with HVAC	\$75,001				
USG COR 395 Rebar Detail over HVAC	\$5,001				
USG COR 396 HVAC Wall Opening Rebar	\$5,001				
USG COR 398 Reinforcing at Columns	\$20,001				

Contract Modification/Trend Log - Contract 1300 Stations

Awarded NTE Amount	\$839,676,400	\$838,659,815
Substantial Completion	2/10/2018	2/10/2018

	UMS	CTS	YBM	STS	COST REPORT NOTES
USG - PCC #030 (US Garage Underpin)	\$474,470				
YBM COR 253 DSC Culvert Conflict SW			\$20,001		
YBM COR 243 Culvert Conflict NE Corn			\$10,001		
USG COR 397 Duct Trench at Level 4	\$5,001				
USG COR 384 Slab on Grade Depressio	\$100,001				
USG COR 414 SOG Underneath the Ramp	\$100,001				
USG 415 Glass Roof Steel Elevator	\$0				
YBM COR 267 Design for S.walk Hatch			\$11,059		
UMS COR 434 Stress of Perm. Struts	\$250,001				
Proposed Contract Change (PCC)					
UMS - Geoprobe Credit	(\$30,320)				
UMS - Relocation of TS Cabinet	\$23,275				
STS - Tunnel Lowering				\$100,000	
CTS - Stairs 5, 6, 7 Mods		\$25,000			
UMS - Escalator Barricade	(\$122,511)				
UMS - USG HVAC Trench Modifications	\$75,001				
CTS - CMU Wall Bracing		\$10,200			
UMS MRY Duct Bank-East Conflict	\$25,000				
YBM PCC 32 Delete Post-Grout of TB-2			(\$10,001)		
YBM_CTS PCC 33 Platform Gate Revisio			\$100,001		
CTS - Removal of Bus Bulb		\$30,000			
CTS Delete PGE Work at Vault 732		(\$50,000)			
UMS Remove Fire Hose Valve	\$20,000				
UMS MRY Duct Bank-West	\$25,000				
YBM PCC 21 Dele Instrum & Monitoring			(\$10,001)		
STS PCC #51 Inventory Temp Crossover				\$20,001	
Deletion of ARS (Part II)				(\$600,000)	
YBM PCC 56 OCS Pole Foundations			\$551		
UMS - DCW and Hose Bibbs	\$30,000				
YBM PCC 059 Pavers Basis of Design			\$20,001		
STS Track Switch Mach Change (Rev 1)				\$50,000	
STS PCC 063 Del ATT/TSIC/PGE on 4th				(\$100,000)	
CTS PCC 061 (Rev1) Rev Escalator Pit		\$50,001			
UMS Roof Deck - Schedule Recovery	\$50,001				

Contract Modification/Trend Log - Contract 1300 Stations

Awarded NTE Amount	\$839,676,400	\$838,659,815
Substantial Completion	2/10/2018	2/10/2018

	UMS	CTS	YBM	STS	COST REPORT NOTES
CTS PCC 067 Wall Shift North Access		\$25,001			
USG Ramp Barriers and Handrail	\$75,001				
YBM Sidewalk Bulb-out at Stair#1			\$62,508		
USG Revise Concrete HVAC Trench	\$0				
USG Acceleration of Work	\$150,001				
USG Hydrant Relocation on Geary St.	\$40,001				
Change Order Request (COR)					
STS COR 17 Changes to Sewer Structu				\$20,000	
STS-FACO #47 Sewer Related Work Pt2				\$33,898	
STS- AT&T Conduit Changes				\$22,290	
UMS COR 102 Cap on 12 inch Water	\$44,544				
STS - COR 181 DSC Poly Line Conf MR				\$10,000	
UMS COR 235 DSC Transite Pipe	\$10,000				
STS COR #88 Modify CBs and Culverts				\$4,395	
STS COR 113 DSC PVC Conduit/WL Conf				\$10,001	
STS COR 145 DSC PVC Conduits Conf				\$5,001	
STS COR 146 DSC 8" WL in Conf w SW				\$5,001	
STS COR 164 DSC 8" AWSS Lat Conf 78				\$10,000	
STS COR #170 Cores in 78" RC Crown				\$1,666	
STS COR 254 DSC 4" Confl w 36" FM				\$50,001	
CTS COR 255 Additional Instruments		\$429,777			
STS COR 270 SW AWSS Conflict				\$10,000	
STS COR 271 DB AWSS Conflict				\$20,001	
UMS COR 277 8" Steel line Asbestos	\$5,000				
STS COR 290 E CB PVC Confl WD AWSS				\$10,000	
STS COR 297 TC for Track Work at 4t				\$150,000	
UMS COR 110 DSC Obst. at JG Columns	\$965,550				
CTS COR 039 Time Adjust PGE Pole		\$0			
STS COR 198 NDSC Out of Spec Cover				\$8,123	
USG COR 246 Tieback Access RFI 1050	\$160,933				
CTS COR 305 Abandon OBW-CTS-03		\$1,790			
CTS COR 318 Delay Mobe of Monitor W		\$5,800			
STS COR 322 Existing Tunnel Cond.				\$345,001	
STS COR 371 Conflicts w/ 12" AWSS				\$30,001	

Contract Modification/Trend Log - Contract 1300 Stations

Awarded NTE Amount	\$839,676,400	\$838,659,815
Substantial Completion	2/10/2018	2/10/2018

	UMS	CTS	YBM	STS	COST REPORT NOTES
CTS COR 372 DSC Potholing @ N Acces		\$20,001			
YBM COR 373 DSC NoD Contaminated Ma			\$30,783		
YBM COR 366 NDSC Mez. Soil Failure			\$45,001		
UMS COR 380 14 HDPE at O'Farrell	\$30,001				
UMS COR 381 UMS Roof Deck CJ Plan	\$10,001				
UMS COR 309 Hydro Waterstop	\$154,611				
UMS COR 11 NDSC Hydrant N. of Geary	\$24,016				
UMS COR 389 4" Steel line asbestos	\$5,001				
STS COR 392 Util at 4th-Town SW MH				\$25,001	
STS COR 402 3x5 SW Confl w/ VCP SW				\$10,001	
UMS COR 403 Waterproofing at BART	\$20,001				
STS COR 404 Contam Soil in MRY DB				\$10,001	
UMS COR 407 8 inch SS Line Conflict	\$10,001				
STS COR 014 Addtl MNHS for 78" SW				\$20,217	
YBM COR 268 Repair PG&E Sink Hole			\$11,378		
STS COR 401 AWSS Layout 4th/King				\$295,269	
STS COR 406 Addtl TC at 4th/King				\$675,001	
STS COR 409 Conc in confl w/ (N) FM				\$2,501	
STS COR 410 Dowels in Tunnel				\$89,133	
STS COR 411 Delay 8" WL miss serv				\$7,501	
STS COR 416 Conc DB/wall/lines conf				\$30,001	
YBM COR 418 Force Main Vault Size			\$5,010		
CTS COR 430 Unknown Concrete		\$2,501			
USG COR 435 Work Stoppage	\$0				
CTS COR 429 Thickened Street Base		\$1,501			
Change Order - Pending					
CTS Sewer Line Demo at Washing		\$57,707			
CTS Utility Conflict at WD Tie-In		\$14,527			
CTS-Plaza Surface Level Struct Mods		(\$10,337)			
CTS-FACO #44 (E) Utl Cnflct w/ AWSS		\$25,211			
CTS-FACO #27 AWSS vs PGE Vault #728		\$14,439			
YBM COR 78 Change POC by SFWD			\$50,493		
UMS DSC Tanks in Stockton N of Gear	\$97,817				
STS COR 052 Fire Hyd NE 4th&Bryant				\$5,346	

Contract Modification/Trend Log - Contract 1300 Stations

Awarded NTE Amount	\$839,676,400	\$838,659,815
Substantial Completion	2/10/2018	2/10/2018

	UMS	CTS	YBM	STS	COST REPORT NOTES
YBM COR 36 Culvert NW corn Folsom			\$8,033		
CTS COR 007 (E) Soil Characteristics		\$1,714,205			
YBM PCC 055 Add 24" water east side			\$241,607		
YBM Underground storage tank Folsom			\$156,733		
UMS Modification to Roof Composite	\$12,997				
YBM PCC 047 Add PGE conduits east			\$144,533		
UMS - PCC #039 (12" WL Relocate)	\$293,538				
YBM COR 196 Work on Hold			\$3,178		
STS COR #114 Conc Obs 4th-Bryant SE				\$1,262	
UMS COR 184 Slurry Fill Void	\$8,261				
STS COR #252 Thick Pavemnt 4th/Kin				\$905	
STS AL-3 Allowance Replenishment				\$32,302	
STS COR 048 Add'l Soil Testing Req				\$9,226	
YBM COR 117 Additional Signage			\$3,902		
YBM COR 046 FACO#18 Add analy tests			\$4,612		
Approved	\$90,000	\$230,956	(\$1,642,919)	\$305,378	
Contract Modification					
CMod #1 BART Elevator Option 1 @ Pow	\$90,000				
CMod #3 CTS Work Safely Ard Power Po		\$25,956			
CMod #5 YBM Deletion of Comp Groutin			(\$1,833,869)		
CMod #6 CTS Plaza Constr Supt Servi		\$75,000			
CMod#7 STS FACOs 016, 017 &COR 009				\$80,170	
CMod #4 CTS-Force Account Change Or		\$130,000			
Cmod #10 YBM PCC 042			\$64,287		
CMod#8 STS PCC 006 ATT MH, PB&Trench				\$225,208	
CMod #9 YBM COR 10,15,16,18,20,25			\$126,663		
Grand Total	11,148,915	5,899,082	1,505,472	(\$1,259,844)	

7.6 BUDGET REVISIONS: REPORT SORTED BY CONSTRUCTION PACKAGES & SOFT COSTS

Report Period: Nov 2015

Group by Contract & SCC	CATEGORY ITEM	Oct 2015			Nov 2015			BUDGET TRANSFERS [Nov 2015] vs. [Oct 2015]	Cost Report Notes
		Oct 2015 Base	Oct 2015 Allocated Contingency	Oct 2015 Base + Allocated Contingency (YOE)	Nov 2015 Base	Nov 2015 Allocated Contingency	Nov 2015 Base + Allocated Contingency (YOE)		
10-50	CONSTRUCTION CONTRACT PACKAGES	1,137,904,241	23,239,730	1,161,143,971	1,137,904,241	23,239,730	1,161,143,971	0	
1250	UTILITY RELOCATION PACKAGE #1	12,134,906		12,134,906	12,134,906		12,134,906	0	
	Contract 1250 Form B Credit	(2,275,419)		(2,275,419)	(2,275,419)		(2,275,419)	0	
1251	UTILITY RELOCATION PACKAGE #2	20,870,197		20,870,197	20,870,197		20,870,197	0	
	Contract 1251 Form B Credit	(7,618,412)		(7,618,412)	(7,618,412)		(7,618,412)	0	
1252	GUIDEWAY TUNNEL	235,005,822	1,063,145	236,068,968	235,005,822	1,063,145	236,068,968	0	25
	Contract 1252 Form B Credit	(254,050)		(254,050)	(254,050)		(254,050)	0	
1300	CN1300 STATIONS TOTAL	838,659,815	21,016,585	859,676,400	838,659,815	21,016,585	859,676,400	0	
1253: UMS	UNION SQUARE/MARKET STREET STATION [UMS]	294,120,590	4,910,000	299,030,590	294,120,590	4,910,000	299,030,590	0	
	UMS 1253 Form B Credit	(528,370)		(528,370)	(528,370)		(528,370)	0	
1254: CTS	CHINA TOWN STATION [CTS]	247,798,766	4,769,044	252,567,810	247,798,766	4,769,044	252,567,810	0	
	CTS 1254 Form B Credit	(451,703)		(451,703)	(451,703)		(451,703)	0	
1255: YBM	YERBA BUENA/ MOSCONE STATION [YBM]	156,446,081	6,642,920	163,089,001	156,446,081	6,642,920	163,089,001	0	
	YBM 1255 Form B Credit	(100,000)		(100,000)	(100,000)		(100,000)	0	
1256: STS	SURFACE TRACKWORK & SYSTEMS [STS]	140,294,378	4,694,621	144,988,999	140,294,378	4,694,621	144,988,999	0	
	STS 1256 SFPUC SEWER MAIN CREDIT	(2,925,296)		(2,925,296)	(2,925,296)		(2,925,296)	0	
	STS 1256 Form B Credit	(1,000,000)		(1,000,000)	(1,000,000)		(1,000,000)	0	
OTHER	OTHER CONSTRUCTION TOTAL	46,386,751	1,160,000	47,546,751	46,386,751	1,160,000	47,546,751	0	
40.06	PUBLIC ART PROGRAM	8,175,555	1,160,000	9,335,555	8,175,555	1,160,000	9,335,555	0	
40.02	MISC. CONSTR CONTRCT WK (TRACTION POWER FOR 1251)	258,202		258,202	258,202		258,202	0	
40.01	CONTRACT 1300 SOIL PROCESS	500,000		500,000	500,000		500,000	0	26
50.01	TEMPORARY LICENSE AGREEMENT (ATCS CENTRAL CONTROL)	487,972		487,972	487,972		487,972	0	
50.06	MTA FARE COLLECTION EQUIPMENT	5,400,000		5,400,000	5,400,000		5,400,000	0	
50.06	BART FARE COLLECTION EQUIPMENT	700,000		700,000	700,000		700,000	0	
40.02	JOB ORDER CONTRACTS (JOCS) - CONSTRUCTION	117,255		117,255	117,255		117,255	0	
40.08	AON RISK INSURANCE	18,088,750		18,088,750	18,088,750		18,088,750	0	

7.6 BUDGET REVISIONS: REPORT SORTED BY CONSTRUCTION PACKAGES & SOFT COSTS

Report Period: Nov 2015									
		Oct 2015			Nov 2015				
Group by Contract & SCC	CATEGORY ITEM	Oct 2015 Base	Oct 2015 Allocated Contingency	Oct 2015 Base + Allocated Contingency (YOE)	Nov 2015 Base	Nov 2015 Allocated Contingency	Nov 2015 Base + Allocated Contingency (YOE)	BUDGET TRANSFERS [Nov 2015] vs. [Oct 2015]	Cost Report Notes
40.02 40.08	PUBLIC AGENCIES UTILITY COORDINATION	3,713,215		3,713,215	3,713,215		3,713,215	0	
40.02	DEPARTMENT OF PARKING AND TRAFFIC (DPT)	1,200,000		1,200,000	1,200,000		1,200,000	0	
50.03	UNION SQUARE/ MARKET STREET STATION POWER FEED	2,959,826		2,959,826	2,959,826		2,959,826	0	
50.03	UNION SQUARE/ MARKET STREET STATIONS PERMANENT POWER	(2,350,000)		(2,350,000)	(2,350,000)		(2,350,000)	0	
50.03	CHINATOWN STATION POWER FEED	2,959,826		2,959,826	2,959,826		2,959,826	0	
50.03	CHINATOWN STATION PERMANENT POWER	(2,350,000)		(2,350,000)	(2,350,000)		(2,350,000)	0	
50.03	YERBA BUENA/ MOSCONE STATION [YBM] POWER FEED	3,125,222		3,125,222	3,125,222		3,125,222	0	
50.03	YERBA BUENA/ MOSCONE STATION [YBM] PERMANENT POWER	(2,368,540)		(2,368,540)	(2,368,540)		(2,368,540)	0	
50.03	SURFACE STATION POWER FEED	11,839		11,839	11,839		11,839	0	
50.04	COMMUNICATION CONNECTION COSTS	5,757,629		5,757,629	5,757,629		5,757,629	0	
60	ROW, LAND, EXISTING IMPROVEMENTS	32,246,321	5,265,478	37,511,799	32,246,321	5,265,478	37,511,799	0	
60.01	PURCHASE OR LEASE OF REAL ESTATE	30,065,810	5,265,478	35,331,288	30,065,810	5,265,478	35,331,288	0	27
60.02	RELOCATION OF EXISTING HOUSEHOLDS	2,180,511		2,180,511	2,180,511		2,180,511	0	
70	VEHICLES	13,309,000	13,076,653	26,385,653	13,309,000	13,076,653	26,385,653	0	
70.01	LIGHT RAIL	13,309,000	13,076,653	26,385,653	13,309,000	13,076,653	26,385,653	0	28
70.07	SPARE PARTS								
80	PROFESSIONAL SERVICES	310,518,041	18,221,079	328,739,120	310,518,041	18,221,079	328,739,120	0	
80.01	PRELIMINARY ENGINEERING	46,202,674		46,202,674	46,202,674		46,202,674	0	
80.02 80.06	FINAL DESIGN	61,322,751		61,322,751	61,322,751		61,322,751	0	
80.03	PROJECT MANAGEMENT FOR DESIGN & CONSTRUCTION	89,021,634	13,905,845	102,927,479	89,021,634	13,905,845	102,927,479	0	
80.04	CONSTRUCTION ADMINISTRATION & MANAGEMENT	91,037,791	2,956,812	93,994,603	91,037,791	2,956,812	93,994,603	0	

7.6 BUDGET REVISIONS: REPORT SORTED BY CONSTRUCTION PACKAGES & SOFT COSTS

Report Period: Nov 2015

Group by Contract & SCC	CATEGORY ITEM	Oct 2015			Nov 2015			BUDGET TRANSFERS [Nov 2015] vs. [Oct 2015]	Cost Report Notes
		Oct 2015 Base	Oct 2015 Allocated Contingency	Oct 2015 Base + Allocated Contingency (YOE)	Nov 2015 Base	Nov 2015 Allocated Contingency	Nov 2015 Base + Allocated Contingency (YOE)		
80.05	INSURANCES	6,800,000		6,800,000	6,800,000		6,800,000	0	
80.06	LEGAL: PERMITS. REVIEW FEES BY OTHER AGENCIES	8,258,184		8,258,184	8,258,184		8,258,184	0	
80.07	SURVEYS, TESTING, INVESTIGATION. INSPECTION	883,100		883,100	883,100		883,100	0	
80.08	START-UP	6,991,907	1,358,422	8,350,329	6,991,907	1,358,422	8,350,329	0	
	ALL SCC CATEGORIES 10 TO 80	1,493,977,603	59,802,940	1,553,780,544	1,493,977,603	59,802,940	1,553,780,544	0	
90	UNALLOCATED CONTINGENCIES			24,519,459			24,519,459		29
	TOTAL PROJECT COST 10 TO 100			1,578,300,002			1,578,300,002		
	TOTAL CONTINGENCY			84,322,399			84,322,399		
	CONTINGENCY MINIMUM			60,000,000			60,000,000		
	BELOW OR ABOVE MINIMUM			24,322,399			24,322,399		

COST STATUS BY CATEGORY	SCC CODES	BUDGET Oct 2015	BUDGET TRANSFERS	BUDGET Nov 2015	Nov 2015 CTD	Nov 2015 EAC
CONSTRUCTION	SCC 010 - 050	1,161,143,972	0	1,161,143,972	618,732,399	1,156,136,653
REAL ESTATE	SCC 060	37,511,799	0	37,511,799	30,467,005	32,246,321
VEHICLES	SCC 070	26,385,653	0	26,385,653	2,147,204	13,309,000
PRELIM ENGINEERING	SCC 080.01	46,202,674	0	46,202,674	46,202,675	46,202,674
FINAL DESIGN	SCC 080.02	61,318,331	0	61,318,331	61,199,308	61,322,751
PM FOR DESIGN & CONSTRUCTION	SCC 080.03 - 080.04	196,922,082	0	196,922,082	103,788,436	180,059,425
OTHER PROF SRVCS	SCC 080.05 - 080.08	24,296,033	0	24,296,033	11,257,519	22,933,191
UNALLOC CONTINGENCY	SCC 090	24,519,456	0	24,519,456		
Grand Total		1,578,300,000	0	1,578,300,000	873,794,546	1,512,210,016

SCC DESCRIPTION	Nov 2015 BUDGET	Nov 2015 CTD
010 - GUIDEWAY & TRACK ELEMENTS	285,468,439	177,177,117
020 - STATIONS, STOPS, TERMINALS, INTERMODAL	577,989,115	251,751,835
040 - SITEWORK & SPECIAL CONDITIONS	202,315,319	174,035,543
050 - SYSTEMS	95,371,099	15,767,903
060 - ROW, LAND, EXISTING IMPROVEMENTS	37,511,799	30,467,005
070 - VEHICLES (number)	26,385,653	2,147,204
080 - PROFESSIONAL SERVICES (applies to Cats. 10-50)	328,739,120	222,447,938
090 - UNALLOCATED CONTINGENCY	24,519,456	
Grand Total	1,578,300,000	873,794,546

SCC DESCRIPTION	Nov 2015 BUDGET	Nov 2015 CTD
010.02-Guideway: At grade semi-exclusive (allows cross-traffic)	2,860,000	142,000
010.06-Guideway: Underground cut & cover	70,802,812	61,524,316
010.07-Guideway: Underground tunnel	200,594,901	110,617,831
010.09-Track: Direct fixation	6,761,089	2,426,871
010.12-Track: Special (switches, turnouts)	4,449,637	2,466,100
020.01-At-grade station, stop, shelter, mall, terminal, platform	6,673,138	1,251,134
020.02-Aerial station, stop, shelter, mall, terminal, platform	4,694,621	0
020.03-Underground station, stop, shelter, mall, terminal, platform	544,919,519	247,683,080
020.07-Elevators, escalators	21,701,837	2,817,621
040.01-Demolition, Clearing, Earthwork	11,144,242	8,698,999
040.02-Site Utilities, Utility Relocation	56,673,634	52,347,889
040.03-Haz. mat'l, contam'd soil removal/mitigation, ground water treatments	4,957,405	2,535,271
040.04-Environmental mitigation, e.g. wetlands, historic/archeologic, parks	1,020,165	465,707
040.05-Site structures including retaining walls, sound walls	2,706,431	2,706,431
040.06-Pedestrian / bike access and accommodation, landscaping	9,755,506	1,983,430
040.07-Automobile, bus, van accessways including roads, parking lots	6,967,874	2,145,265
040.08-Temporary Facilities and other indirect costs during construction	109,090,062	103,152,551
050.01-Train control and signals	28,031,423	5,217,074
050.02-Traffic signals and crossing protection	12,584,529	5,999,600
050.03-Traction power supply: substations	21,487,073	3,808,853
050.04-Traction power distribution: catenary and third rail	12,441,113	737,372
050.05-Communications	12,062,374	5,003
050.06-Fare collection system and equipment	6,100,000	0
050.07-Central Control	2,664,586	1
060.01-Purchase or lease of real estate	35,331,288	28,236,576
060.02-Relocation of existing households and businesses	2,180,511	2,230,430
070.01-Light Rail	26,385,653	2,147,204
080.01-Preliminary Engineering	46,202,674	46,202,675
080.02-Final Design	61,318,331	61,199,308
080.03-Project Management for Design and Construction	102,927,479	59,012,522
080.04-Construction Administration & Management	93,994,603	44,775,914

SCC DESCRIPTION	Nov 2015 BUDGET	Nov 2015 CTD
080.05-Professional Liability and other Non-Construction Insurance	6,800,000	6,340,196
080.06-Legal; Permits; Review Fees by other agencies, cities, etc.	8,262,604	4,569,839
080.07-Surveys, Testing, Investigation, Inspection	883,100	13,831
Grand Total	1,578,300,000	873,794,546

[A] Cost Account Description	BUDGET	ACTUAL COSTS				[G] VARIANCE (B - F)	COST REPORT NOTES
	[B] November 2015 Budget (YOE)	[C] PRIOR MONTH Total	[D] PRIOR MONTH Monthly	[E] CURRENT Monthly	[F] CURRENT Total		
TOTAL PRELIMINARY ENGINEERING	46,542,061	46,542,061	0	0	46,542,061	0	30
11 - SFMTA PROJECT MANAGEMENT	8,828,359	8,253,957	0	0	8,253,957	574,403	31
12 - SFMTA ENGINEERING SERVICES	11,425,594	11,425,594	0	0	11,425,594	0	32
16 - DEPARTMENT OF PARKING AND TRAFFIC (DPT)	935,451	802,883	0	0	802,883	132,568	
21 - ARTS COMMISSION	1,500,570	1,500,570	0	0	1,500,570	1	33
22 - FIRE DEPARTMENT	33,825	33,825	0	0	33,825	0	
23 - CITY ATTORNEY'S OFFICE	1,234,754	1,234,754	0	0	1,234,754	0	
24 - RISK MANAGEMENT	0	0	0	0	0	0	
26 - PLANNING	99,604	99,604	0	0	99,604	0	
27 - DEPARTMENT OF PUBLIC HEALTH (DPH)	4,420	4,420	0	0	4,420	0	
29 - CITY AUDITOR	308,540	315,616	0	0	315,616	(7,076)	
32 - DPW - IDC ENGINEERING (HYDRAULIC)	3,322,887	3,336,432	0	0	3,336,432	(13,545)	
34 - DPW - IDC CONSTRUCTION (CAPITAL)	17,462	17,462	0	0	17,462	0	
36 - DPW - BSM INFRASTRUCTURE (MAPPING)	76,549	76,549	0	0	76,549	0	
39 - DPW - PCS SITE ASSESSMENT & REMEDIATION (SAR)	13,993	13,993	0	0	13,993	0	
51 - 821 HOWARD STREET	1,005,653	1,005,653	0	0	1,005,653	0	
55 - 651 BRANNAN	2,294,910	2,294,910	0	0	2,294,910	0	34
63 - CENTRAL SUBWAY PARTNERSHIP - AECOM-EPC JV CONTRACT 149	26,793,234	26,793,234	0	0	26,793,234	0	35
66 - ANIL VERMA	395,204	395,204	0	0	395,204	0	36
67 - HILL INTERNATIONAL CONTRACT 156	6,716,294	6,716,294	0	0	6,716,294	0	
68 - ARTHUR GALLAGER & CO. CS 164	6,800,000	6,340,196	0	0	6,340,196	459,804	
71 - TUNNEL/UTILITIES - CONTRACT # CONTRACT 155-1	5,469,336	5,469,336	0	0	5,469,336	0	37
72 - STATIONS - CONTRACT # CONTRACT 155-2	26,220,609	26,220,609	0	0	26,220,609	0	38
73 - SYSTEMS/INTEGRATION - CONTRACT 155-3	11,432,312	11,432,312	0	0	11,432,312	(0)	39
331 - BAY AREA RAPID TRANSIT (BART)	146,427	146,427	0	0	146,427	0	
332 - SAN FRANCISCO COUNTY TRANSPORTATION AUTHORITY (SFCTA)	0	0	0	0	0	0	
TOTAL FINAL DESIGN	115,075,987	113,929,833	0	0	113,929,833	1,146,155	
11 - SFMTA PROJECT MANAGEMENT	15,589,933	5,547,066	313,826	186,691	5,733,758	0	
1.3.011.01.080.03 - CM:SFMTA LABOR-PROJECT MANAGEMENT	15,589,933	5,547,066	313,826	186,691	5,733,758		

[A] Cost Account Description	BUDGET	ACTUAL COSTS				[G] VARIANCE (B - F)	COST REPORT NOTES
	[B] November 2015 Budget (YOE)	[C] PRIOR MONTH Total	[D] PRIOR MONTH Monthly	[E] CURRENT Monthly	[F] CURRENT Total		
12 - SFMTA ENGINEERING SERVICES	905,264	1,909,713	136,669	72,982	1,982,695	(59,113)	
1.3.012.02.080.04 - CM: SFMTA LABOR-ENGINEERING CONTRACT 1252	123,582	57,648	0	0	57,648	65,934	
1.3.012.06.080.04 - CM: SFMTA LABOR-ENGINEERING CONTRACT 1300	1,800,000	1,852,065	136,669	72,982	1,925,047	(125,047)	
13 - SFMTA CONSTRUCTION MANAGEMENT	44,075,375	8,713,226	395,278	258,485	8,971,710	34,085,346	
1.3.013.01.080.04 - CM:SFMTA LABOR-CONSTR. MANAGEM	43,057,057	8,713,226	395,278	258,485	8,971,710	34,085,346	
16 - DEPARTMENT OF PARKING AND TRAFFIC (DPT)	3,588,074	1,431,434	37,533	17,859	1,449,292	2,148,540	
1.3.016.01.080.04 - DPT CONTRACT 1300 SUPPORT UMS	299,600	68,246	1,967	1,784	70,030	229,570	
1.3.016.01.080.04 - DPT CONTRACT 1300 SUPPORT CTS	274,900	58,448	9,150	2,188	60,636	214,264	
1.3.016.01.080.04 - DPT CONTRACT 1300 SUPPORT YBM	238,400	94,839	7,868	3,377	98,216	140,184	
1.3.016.01.080.04 - DPT CONTRACT 1300 SUPPORT STS	876,876	94,843	18,881	10,510	105,352	771,524	
1.3.016.02.040.08 - DPT: FIELD OPS TUNNEL [B84]	0	1,464	0	0	1,464	(1,464)	
1.3.016.02.040.08 - DPT: FIELD OPS TUNNEL [B86]	0	204,261	0	0	204,261	(204,261)	
1.3.016.06.040.02 - DPT:DPT TRAFFIC SHOP CONTRACT 1300	1,200,000	0	0	0	0	1,200,000	
1.3.016.07.080.04 - DPT:SSD DS/CN: 1UTL	38,450	0	0	0	0	38,450	
1.3.016.08.040.08 - DPT:PCOS:2UTL [68A]	400,728	400,728	0	0	400,728	0	
1.3.016.08.040.08 - DPT:SSD CN:2UTL	0	108,020	0	0	108,020	(108,020)	
1.3.016.08.080.04 - DPT:SSD [1326]	259,120	274,552	(334)	0	274,552	(15,432)	
1.3.016.08.080.04 - DPT:SSD [13BN]	0	23,302	0	0	23,302	(23,302)	
1.3.016.08.080.04 - DPT:SSD [13CN]	0	963	0	0	963	(963)	
1.3.016.08.080.04 - DPT:SSD [B85]	0	92,008	0	0	92,008	(92,008)	
1.3.016.09.040.08 - PCOS:1300/STS [68CPT544132Z.CPT544132Z]	0	9,759	0	0	9,759	(9,759)	
17 - MOTIVE POWER	2,195	0	0	0	0	2,195	
1.3.017.07.040.02 - PWR:SFMTA-MOTIVE POWER-UTL.REL	2,195	0	0	0	0	2,195	
18 - SFMTA OPERATIONS	400,000	39,586	0	0	39,586	286,883	
1.3.018.04.040.02 - OPS:SUPPORT TO CONTRACT 1300/CTS	100,000	26,469	0	0	26,469	73,531	
1.3.018.06.080.07 - OPS:SUPPORT TO CONTRACT 1300/UMS	300,000	13,117	0	0	13,117	286,883	
19 - OTHER SFMTA	700,000	444,921	274,567	15,596	460,517	239,483	
1.3.019.01.080.07 - OTH.MTA SURVEY AND TESTING	500,000	0	0	0	0	500,000	
1.3.019.07.080.07 - OTH.MTA SFMTA-SURVEY; TSTG [6840]	0	714	0	0	714	(714)	
1.3.019.08.040.08 - OTH.MTA 1251 MATERIALS	150,000	126,149	0	0	126,149	23,851	
1.3.019.08.080.08 - OTH.MTA OPERATION SUPPORT DUR	50,000	318,058	274,567	15,596	333,654	(283,654)	
21 - ARTS COMMISSION	12,010,885	2,204,810	299,554	51,483	2,256,293	9,754,592	
1.3.021.01.040.06 - ARTS:CTYCO-ARTS COMMISSION CONSTRUCTION COSTS	4,772,555	0	0	0	0	4,772,555	

[A] Cost Account Description	BUDGET	ACTUAL COSTS				[G] VARIANCE (B - F)	COST REPORT NOTES
	[B] November 2015 Budget (YOE)	[C] PRIOR MONTH Total	[D] PRIOR MONTH Monthly	[E] CURRENT Monthly	[F] CURRENT Total		
1.3.021.01.080.03 - ARTS:CTYCO-ARTS COMMISSION [1227]	2,030,147	388,167	0	0	388,167	1,641,980	40
1.3.021.01.080.04 - ARTS:CTYCO-ARTS COMMISSION [PWE335MPFUNA.CPT544]	21,000	11,386	0	0	11,386	9,614	
1.3.021.06.080.03 - ARTS:CTYCO-ARTS COMMISSION PM [285MC.132J]	158,970	241,393	23,674	12,471	253,864	(94,894)	
1.3.021.01.080.03 - ARTS:CTYCO-ARTS COMMISSION [PWE335MPFUNA.CPT544]	0	1,265	0	0	1,265	(1,265)	
1.3.021.06.040.06 - ARTS:CTYCO-ARTS COMMISSION [68CPT5441327.CPT5441327]	1,500,000	1,393,660	264,480	0	1,393,660	106,340	
1.3.021.06.040.06 - ARTS:CTYCO-ARTS COMMISSION [285MCPFUNA.CPT5441327]	1,903,000	168,940	11,400	39,012	207,952	1,695,048	
1.3.021.01.080.03 - ARTS:CTYCO-ARTS COMMISSION [132J]	465,213	0	0	0	0	465,213	
1.3.021.97.040.06 - ARTS:ARTS COMMISSION ALLOC CO	1,160,000	0			0	1,160,000	
23 - CITY ATTORNEY'S OFFICE	2,171,781	1,555,745	0	0	1,555,745	616,036	
1.3.023.01.080.06 - ATTY:CN LEGAL-CITY ATTORNEY OF	2,171,781	1,555,745	0	0	1,555,745	616,036	
25 - PUBLIC UTILITIES COMMISSION SEWER	(2,925,296)	0	0	0	0	(2,925,296)	
1.3.025.09.040.02 - STS.1256: SITE UTILITIES SFPUC SEWER MAIN	(2,925,296)					(2,925,296)	
26 - PLANNING	137,062	19,493	0	0	19,493	117,569	
1.3.026.01.080.06 - CM:CTYCO-PLANNING DEPARTMENT	137,062	19,493	0	0	19,493	117,569	
28 - PUBLIC UTILITIES COMMISSION WATER	4,242,012	2,213,016	22,538	10,528	2,223,544	2,018,468	
1.3.028.02.040.02 - CM:CTYCO-PUBLIC UTIL COMM. (PUC)	0	4,745	0	0	4,745	(4,745)	
1.3.028.02.040.08 - PUC: FIELD OPERATIONS TUNNEL	398,400	537,865	51	202	538,067	(139,667)	
1.3.028.02.080.04 - PUC:MTA CSP CN1252 [470465]	105,000	91,587	0	0	91,587	13,413	
1.3.028.03.040.02 - PUC:CDD CONTRACT 1300/UMS SUPPORT	606,354	38,450	152	0	38,450	567,904	
1.3.028.03.080.04 - PUC:CMB CONTRACT 1300/UMS INSPECTION	230,000	30,363	0	0	30,363	199,637	
1.3.028.04.040.02 - PUC:CDD CONTRACT 1300/CTS SUPPORT	271,755	152,941	254	0	152,941	118,814	
1.3.028.04.080.04 - PUC:CMB CONTRACT 1300/CTS INSPECTION	115,000	6,956	0	0	6,956	108,044	
1.3.028.05.040.02 - PUC:CDD CONTRACT 1300/YBM SUPPORT	450,282	140,425	10,027	2,749	143,174	307,108	
1.3.028.05.080.04 - PUC:CMB CONTRACT 1300/YBM INSPECTION	184,000	4,008	0	0	4,008	179,992	
1.3.028.07.040.02 - PUC:PUC CDD WATER CONNECTION CONTRACT 1250	248,035	291,501	0	0	291,501	(43,466)	
1.3.028.07.080.04 - PUC:PUC CMB INSPECTION CONTRACT 1250	74,468	113,844	0	0	113,844	(39,376)	
1.3.028.08.040.02 - PUC:PUC CDD WATER CONNECTION CONTRACT 1251 [445]	565,389	318,130	0	0	318,130	247,259	
1.3.028.08.080.04 - PUC:PUC CMB INSPECTION CONTRACT 1251	266,252	289,424	0	0	289,424	(23,172)	
1.3.028.09.040.02 - PUC:CMB CONTRACT 1300/STS SUPPORT	520,077	128,041	12,054	7,576	135,618	384,459	
1.3.028.09.080.04 - PUC:CMB CONTRACT 1300/STS INSPECTION	207,000	64,737	0	0	64,737	142,263	
32 - DPW - IDC ENGINEERING (HYDRAULIC)	1,150,459	133,997	3,452	6,092	140,089	849,273	
1.3.032.01.080.04 - CM:DPW:1424J-BUREAU OF ENGINEERING (BOE) [AB12]	60,000	95,398	0	0	95,398	(35,398)	
1.3.032.03.080.04 - DPW IDC HYDRAULIC CN1300 UMS SUPPORT	297,938	1,011	0	0	1,011	296,927	

[A] Cost Account Description	BUDGET	ACTUAL COSTS				[G] VARIANCE (B - F)	COST REPORT NOTES
	[B] November 2015 Budget (YOE)	[C] PRIOR MONTH Total	[D] PRIOR MONTH Monthly	[E] CURRENT Monthly	[F] CURRENT Total		
1.3.032.04.080.04 - DPW IDC HYDRAULIC CN1300 CTS SUPPORT	295,639	6,758	0	0	6,758	288,882	
1.3.032.05.080.04 - DPW IDC HYDRAULIC CN1300 YBM SUPPORT	301,882	11,926	1,582	6,092	18,018	283,864	
1.3.032.06.080.04 - DPW: BOE: 1300 DSDC	6,000	0	0	0	0	6,000	
1.3.032.08.080.04 - DPW.HYRDDPW-BOE IDC ENG SVC DC	9,000	0	0	0	0	9,000	
1.3.032.09.080.04 - DPW IDC HYDRAULIC CN1300 STS SUPPOR	180,000	18,903	1,869	0	18,903	161,097	
34 - DPW - IDC CONSTRUCTION (CAPITAL)	6,695,348	4,306,232	100,986	79,354	4,385,586	2,309,762	
1.3.034.02.080.04 - DPW:CONSTR:1252 CM [CD12]	730,000	1,153,062	41,017	32,231	1,185,293	(455,293)	
1.3.034.02.080.04 - DPW:CONSTR:1252 CM [13AC12]	206,000	138,397	0	0	138,397	67,603	
1.3.034.01.080.04 - DPW:BCM LABOR [2113]	2,140,142	2,140,142	0	0	2,140,142	0	
1.3.034.06.080.04 - DPW:CONSTR:1300 CM [13CP12]	3,619,206	874,631	59,968	47,122	921,753	2,697,453	
36 - DPW - BSM INFRASTRUCTURE (MAPPING)	465,562	110,294	0	0	110,294	436,268	
1.3.036.01.080.04 - DPW:MPPG:DPW-BUREAU OF ST USE	417,129	32,680	0	0	32,680	384,449	
1.3.036.02.080.04 - DPW:MPPG:1300-DPW-BUREAU OF ST USE	0	33,084	0	0	33,084	(33,084)	
1.3.036.02.080.06 - DPW:MPPG:DPW-BUREAU OF ST USE	90,000	44,530	0	0	44,530	45,470	
1.3.036.06.080.06 - DPW:MPPG:BSM PERMIT REVIEW	39,433	0	0	0	0	39,433	
37 - DPW - PCS MATERIAL TESTING LABORATORY	83,100	0	0	0	0	83,100	
1.3.037.01.080.07 - DPW.MTL.LABDPW-MATERIAL TESTIN	83,100	0	0	0	0	83,100	
39 - DPW - PCS SITE ASSESSMENT & REMEDIATION (SAR)	622,474	935,904	0	1,150	937,054	(314,580)	
1.3.039.01.080.04 - DPW:SITE ASSESSMENT & REMEDIATION (SAR) [132112]	8,621	506,858	0	0	506,858	(498,237)	
1.3.039.01.080.04 - DPW:SITE ASSESSMENT & REMEDIATION (SAR) [2213]	92,459	92,459	0	0	92,459	0	
1.3.039.01.080.04 - DPW:SITE ASSESSMENT & REMEDIATION (SAR) [2250]	78,400	78,400	0	0	78,400	0	
1.3.039.01.080.04 -DPW:SITE ASSESSMENT & REMEDIATION (SAR) [2257]	151,515	151,515	0	0	151,515	0	
1.3.039.01.080.04 - DPW:SITE ASSESSMENT & REMEDIATION (SAR) [2313]	24,343	24,343	0	0	24,343	0	
1.3.039.01.080.04 - DPW:SITE ASSESSMENT & REMEDIATION	58,757	10,043	0	0	10,043	48,713	
1.3.039.01.080.04 - DPW:SITE ASSESSMENT & REMEDIATION (SAR) [CE13]	31,367	31,367	0	0	31,367	0	
1.3.039.01.080.04 - DPW:SITE ASSESSMENT & REMEDIATION (SAR) [CH13]	100,000	8,621	0	0	8,621	91,379	
1.3.039.01.080.04 - DPW:SITE ASSESSMENT & REMEDIATION (SAR)	17,000	0	0	0	0	17,000	
1.3.039.02.080.04 - DPW: SITE ASSESSMENT & REMEDIATION (SAR) – CN1252	18,632	16,880	0	0	16,880	1,753	
1.3.039.02.080.04 - DPW: SITE ASSESSMENT & REMEDIATION (SAR) – CN1300	41,379	15,417	0	1,150	16,567	24,811	
46 - MACY'S WEST - SFPUC SEWER WORK	258,202	258,202	0	0	258,202	0	
1.3.046.08.040.02 - MCY.SWRC. CONTRACT: MACY'S-SEW	258,202	258,202	0	0	258,202	0	
51 - 821 HOWARD STREET	4,690,481	476,237	15,291	13,650	489,887	4,200,594	
1.3.051.01.080.03 - ODC.HWRD:ODCs - 821 HOWARD STR	4,625,481	465,173	14,864	13,650	478,823	4,146,658	

[A] Cost Account Description	BUDGET	ACTUAL COSTS				[G] VARIANCE (B - F)	COST REPORT NOTES
	[B] November 2015 Budget (YOE)	[C] PRIOR MONTH Total	[D] PRIOR MONTH Monthly	[E] CURRENT Monthly	[F] CURRENT Total		
1.3.051.02.080.04 - ODC.HWRD:ODCs - TUNNEL CONTRACT 1252	10,000	1,056	0	0	1,056	8,944	
1.3.051.06.080.04 - ODC.HWRD:ODCs - STATION CONTRACT 1300	55,000	10,008	427	0	10,008	44,992	
55 - 651 BRANNAN	0	10,348	0	0	10,348	(10,348)	
1.3.055.01.080.03 - CM:ODCs - 651 BRANNAN STREET	0	10,348	0	0	10,348	(10,348)	41
63 - CENTRAL SUBWAY PARTNERSHIP - AECOM-EPC JV CONTRACT 149	42,373,401	24,130,110	(82,842)	1,057,581	25,187,691	17,185,710	
1.3.063.01.080.03 - CM:PM:AECOM.CS149 OM-EPC JV CS149-PM	9,507,939	5,606,438	(456,365)	48,460	5,654,898	3,853,041	42
1.3.063.01.080.04 - CM:AECOM.CS149OM-EPC JV CS-149 [3B]	5,218,630	2,852,165	(684,547)	72,689	2,924,854	2,293,776	
1.3.063.01.080.04 - CM:AECOM.CS149OM-EPC JV CS-149 [3E]	7,000,000	7,982,813	0	0	7,982,813	(982,813)	
1.3.063.01.080.04 - CM:AECOM.CS149OM-EPC JV CS-149 [3F]	0	989,084	989,084	905,936	1,895,020	(1,895,020)	
1.3.063.01.080.04 - CM:AECOM.CS149OM-EPC JV CS-149 [9B]	11,042	11,042	0	0	11,042	(0)	
1.3.063.01.080.04 - CM:AECOM.CS149OM-EPC JV CS-149 [9D]	550,000	515,694	0	0	515,694	34,306	
1.3.063.01.080.04 - CM:AECOM.CS149OM-EPC JV CS-149 [9E]	600,000	523,943	0	0	523,943	76,057	
1.3.063.01.080.04 - CM:AECOM.CS149OM-EPC JV CS-149 [9F]	0	68,987	68,987	30,495	99,482	(99,482)	
1.3.063.01.080.04 - FD:CM:EPC JV CS49-PM [123A]	5,579,945	5,579,945	0	0	5,579,945	0	
1.3.063.97.080.03 - AECOM.CS149 ALLOCAT CONTING	13,905,845					13,905,845	
67 - HILL INTERNATIONAL CONTRACT 156	11,000,000	1,336,519	1,825	170,144	1,506,663	9,493,337	
1.3.067.01.080.03 - HILL.CS156:HILL INTL. CS-156 [1336]	600,000	383,669	138,270	88,019	471,687	128,313	
1.3.067.01.080.03 - HILL.CS156:HILL INTL. CS-156 [1337]	9,400,000	825,590	(136,445)	82,126	907,716	8,492,284	
1.3.067.01.080.03 - HILL.CS156:HILL INTL. [1330]	1,000,000	127,261	0	0	127,261	872,739	
69 - BAYLAND SOIL PROCESS CONTRACT 175	500,000	95,001	0	0	95,001	404,999	43
1.3.069.06.040.01 - BAYLAND.CS175:BAYLAND SOIL PROCESS [133K]	500,000	95,001	0	0	95,001	404,999	
71 - TUNNEL/UTILITIES - CONTRACT # CONTRACT 155-1	1,358,950	1,887,829	1,583	(2,685)	1,885,144	(526,194)	
1.3.071.01.080.04 - CM: CS155.1 DESIGN SUPPORT DURING CM [1232]	0	(87,201)	0	0	(87,201)	87,201	44
1.3.071.02.080.04 - CM: CS155.1 DESIGN SUPPORT DURING CM [1332]	1,358,950	1,975,030	1,583	(2,685)	1,972,345	(613,395)	
72 - STATIONS - CONTRACT # CONTRACT 155-2	8,752,240	3,781,806	(70,218)	307,636	4,089,441	4,662,799	
1.3.072.01.080.04 - CM: CS155.2 DESIGN SUPPORT DURING CM [1233]	50,000	51,351	0	0	51,351	(1,351)	45
1.3.072.01.080.04 - CM: CS155.2 DESIGN SUPPORT DURING CM [1333]	8,702,240	3,730,455	(70,218)	307,636	4,038,091	4,664,149	
73 - SYSTEMS/INTEGRATION - CONTRACT 155-3	4,828,269	1,241,948	139,463	144,510	1,386,457	3,441,812	
1.3.073.01.080.04 - CM: CS155.3 DESIGN SUPPORT DURING CM [1236]	90,000	89,791	0	0	89,791	209	
1.3.073.01.080.04 - CM: CS155.3 DESIGN SUPPORT DURING CM [1334]	4,738,269	1,152,157	139,463	144,510	1,296,667	3,441,602	
81 - UTILITIES RELOCATION #1 (PORTAL & MOS) - CONTRACT 1250	11,968,150	11,968,150	0	0	11,968,150	0	
1.3.081.07.040.01 - UR1.CONTRACT 1250:SITWORK: DEMOLIT	167,458	167,458	0	0	167,458	0	

[A] Cost Account Description	BUDGET	ACTUAL COSTS				[G] VARIANCE (B - F)	COST REPORT NOTES
	[B] November 2015 Budget (YOE)	[C] PRIOR MONTH Total	[D] PRIOR MONTH Monthly	[E] CURRENT Monthly	[F] CURRENT Total		
1.3.081.07.040.02 - UR1.CONTRACT 1250:SITWORK: UTILITI	10,099,341	10,099,341	0	0	10,099,341	0	
1.3.081.07.040.03 - UR1.CONTRACT 1250:SITWORK:HAZMAT	453,321	453,321	0	0	453,321	0	
1.3.081.07.040.08 - UR1.CONTRACT 1250:SITWORK:TEMPORAR	1,248,030	1,248,030	0	0	1,248,030	0	
82 - UTILITIES RELOCATION #2 (UMS) - CONTRACT 1251	20,794,582	20,794,582	0	0	20,794,582	0	46
1.3.082.08.040.01 - UR2.CONTRACT 1251:SITWORK: DEMOLIT	752,240	752,240	0	0	752,240	0	
1.3.082.08.040.02 - UR2.CONTRACT 1251:SITWORK:UTILITI	10,328,044	10,328,044	0	0	10,328,044	0	
1.3.082.08.040.03 - UR2.CONTRACT 1251:SITWORK:HAZMAT	172,712	172,712	0	0	172,712	0	
1.3.082.08.040.05 - UR2.CONTRACT 1251:SITWORK: STRUCTU	2,706,431	2,706,431	0	0	2,706,431	0	
1.3.082.08.040.06 - UR2.CONTRACT 1251:SITWORK:PEDESTRA	319,317	319,317	0	0	319,317	0	
1.3.082.08.040.07 - UR2.CONTRACT 1251:SITWORK:AUTO/BUS	190,362	190,362	0	0	190,362	0	
1.3.082.08.040.08 - UR2.CONTRACT 1251:SITWORK:TEMP FAC	6,325,476	6,325,476	0	0	6,325,476	0	
GUIDEWAY TUNNELS TOTAL	236,068,968	234,616,308	0	0	234,616,308	1,452,660	
83 - GUIDEWAY TUNNELS - CONTRACT # 1252 BASE	233,584,015	232,689,302	0	0	232,689,302	894,713	
1.3.083.02.010.06 - CONTRACT 1252:GUIDEWAY:UNDERGRN'D CUT	60,446,425	61,377,878	0	0	61,377,878	(931,453)	
1.3.083.02.010.07 - CONTRACT 1252:GUIDEWAY:UNDERGROUND	105,423,090	105,097,157	0	0	105,097,157	325,933	
1.3.083.02.020.03 - CONTRACT 1252: STATIONS: UNDERGROUND	21,685,000	21,685,000	0	0	21,685,000	0	
1.3.083.02.040.01 - CONTRACT 1252:SITWORK:DEMO CLEARING	2,440,000	2,440,000	0	0	2,440,000	0	
1.3.083.02.040.02 - CONTRACT 1252:SITWORK:UTILITIES & RE	10,895,000	10,087,676	0	0	10,087,676	807,324	
1.3.083.02.040.03 - CONTRACT 1252:SITWORK:HAZMAT&MITIGAT	200,000	0	0	0	0	200,000	
1.3.083.02.040.04 - CONTRACT 1252:SITWORK:ENVIRON. MITIG	300,000	54,292	0	0	54,292	245,708	
1.3.083.02.040.06 - CONTRACT 1252:SITWORK:PED/BIKE ACCES	50,000	50,000	0	0	50,000	0	
1.3.083.02.040.07 - CONTRACT 1252:SITWORK:AUTO/BUS ACCES	1,345,000	1,345,000	0	0	1,345,000	0	
1.3.083.02.040.08 - CONTRACT 1252:SITWORK:TEMP FACILITIE	30,799,500	30,552,299	0	0	30,552,299	247,201	
83 - GUIDEWAY TUNNELS - CONTRACT # 1252 CMODs	1,421,807	1,927,006	0	0	1,927,006	(505,199)	
1.3.083.83.010.06 - CONTRACT 1252: CONTRACT MOD	81,937	81,937	0	0	81,937	0	
1.3.083.83.010.07 - CONTRACT 1252: CONTRACT MOD	1,180,322	1,280,322	0	0	1,280,322	(100,000)	
1.3.083.83.020.03 - CONTRACT 1252: CONTRACT MOD	965,121	1,077,223	0	0	1,077,223	(112,102)	
1.3.083.83.040.02 - CONTRACT 1252: CONTRACT MOD	1,665,207	1,665,208	0	0	1,665,208	(1)	
1.3.083.83.040.03 - CONTRACT 1252: CONTRACT MOD	401,933	401,933	0	0	401,933	0	
1.3.083.83.040.08 - CONTRACT 1252: CONTRACT MOD	(2,872,713)	(2,579,617)	0	0	(2,579,617)	(293,096)	
1.3.083.93.010.07 - CONTRACT 1252: TUNNEL ALLOC CONTING	1,063,146	0	0	0	0	1,063,146	47
CONTRACT 1300 - STATIONS, TRACKWORK AND SYSTEMS TOTAL	859,676,400	316,241,971	13,853,083	8,846,520	325,088,491	534,587,909	47a
84 - UNION SQUARE/MARKET STREET STATION (UMS) - WORK PACKAGE 12	294,030,590	132,501,502	5,122,960	3,370,030	135,871,532	158,159,058	17

[A] Cost Account Description	BUDGET	ACTUAL COSTS				[G] VARIANCE (B - F)	COST REPORT NOTES
	[B] November 2015 Budget (YOE)	[C] PRIOR MONTH Total	[D] PRIOR MONTH Monthly	[E] CURRENT Monthly	[F] CURRENT Total		
1.3.084.03.020.03 - UMS.1253: UNDERGROUND STATION	253,822,452	114,381,354	4,299,045	2,355,900	116,737,254	137,085,198	
1.3.084.03.020.07 - UMS.1253: ELEVATORS ESCALATOR	9,465,694	1,163,381	219,322	0	1,163,381	8,302,313	
1.3.084.03.040.01 - UMS.1253: DEMOLITION CLEARING	6,071,588	3,764,088	423,750	100,000	3,864,088	2,207,500	
1.3.084.03.040.02 - UMS.1253: SITE UTILITIES UTIL	3,971,620	1,266,351	18,750	536,500	1,802,851	2,168,769	
1.3.084.03.040.03 - UMS.1253: HAZARDOUS MATERIALS	550,000	22,490	0	239,630	262,120	287,880	
1.3.084.03.040.04 - UMS.1253: ENVIRONMENTAL MITIGA	244,500	145,875	48,625	0	145,875	98,625	
1.3.084.03.040.06 - UMS.1253: PEDESTRIAN/BIKE	18,969	12,501	0	0	12,501	6,468	
1.3.084.03.040.07 - UMS.1253: AUTOMOBILE BUS ACCE	1,547,185	27,001	5,000	38,000	65,001	1,482,184	
1.3.084.03.040.08 - UMS.1253: TEMPORARY FACILITIES	10,398,701	9,440,921	8,468	0	9,440,921	957,780	
1.3.084.03.050.02 - UMS.1253: TRAFFIC SIGNALS AND	4,773,076	2,200,000	100,000	100,000	2,300,000	2,473,076	
1.3.084.03.050.03 - UMS.1253: TRACTION POWER SUPPL	1,815,534	9,001	0	0	9,001	1,806,533	
1.3.084.03.050.04 - UMS.1253: TRACTION POWER DISTR	216,957	66,038	0	0	66,038	150,919	
1.3.084.03.050.05 - UMS.1253: COMMUNICATIONS	1,134,314	2,501	0	0	2,501	1,131,813	
84 - UNION SQUARE/MARKET STREET STATION (UMS) CMODs	90,000	90,000	0	0	90,000	0	
1.3.084.84.020.07 - CMOD:UMS.1253: ELEVATORS, ESCALATORS	90,000	90,000	0	0	90,000	0	
1.3.084.94.020.03 - UMS.1253: AC: ALLOC CONTING	4,910,000	0	0	0	0	4,910,000	48
85 - CHINATOWN STATION (CTS) - WORK PACKAGE 1254	247,567,810	74,721,636	2,342,889	1,523,312	76,244,948	171,322,862	
1.3.085.04.010.07 - CTS.1254: GUIDEWAY: UNDERGROUND TUNNEL	76,417,579	3,076,159	0	19,860	3,096,019	73,321,560	
1.3.085.04.020.03 - CTS.1254: UNDERGROUND STATION	133,001,053	49,089,630	426,770	1,347,652	50,437,282	82,563,772	
1.3.085.04.020.07 - CTS.1254: ELEVATORS ESCALATOR	6,812,856	887,501	(67,562)	37,500	925,001	5,887,855	
1.3.085.04.040.01 - CTS.1254: DEMOLITION CLEARING	400,000	575,000	219,869	0	575,000	(175,000)	
1.3.085.04.040.02 - CTS.1254: SITE UTILITIES UTIL	6,001,718	4,095,451	0	85,000	4,180,451	1,821,267	
1.3.085.04.040.03 - CTS.1254: HAZARDOUS MATERIALS	350,000	0	0	0	0	350,000	
1.3.085.04.040.04 - CTS.1254: ENVIRONMENTAL MITIGA	325,665	180,399	(25,665)	0	180,399	145,266	
1.3.085.04.040.06 - CTS.1254: PEDESTRIAN/BIKE	15,000	0	0	0	0	15,000	
1.3.085.04.040.07 - CTS.1254: AUTOMOBILE BUS ACCE	225,677	14,500	0	0	14,500	211,177	
1.3.085.04.040.08 - CTS.1254: TEMPORARY FACILITIES	16,571,322	15,804,762	1,756,177	0	15,804,762	766,560	
1.3.085.04.050.02 - CTS.1254: TRAFFIC SIGNALS AND	1,599,593	768,234	33,300	33,300	801,534	798,059	
1.3.085.04.050.03 - CTS.1254: TRACTION POWER SUPPL	4,063,927	227,500	0	0	227,500	3,836,427	
1.3.085.04.050.04 - CTS.1254: TRACTION POWER DISTRIBUTION	124,481	2,500	0	0	2,500	121,981	
1.3.085.04.050.05 - CTS.1254: COMMUNICATIONS	1,658,938	0	0	0	0	1,658,938	
85 - CHINATOWN STATION (CTS) CMODs	230,956	202,700	0	0	202,700	28,256	
1.3.085.85.020.03 - CMOD:CTS.1254: UNDERGROUND STATION	75,000	54,488	0	0	54,488	20,512	

[A] Cost Account Description	BUDGET	ACTUAL COSTS				[G] VARIANCE (B - F)	COST REPORT NOTES
	[B] November 2015 Budget (YOE)	[C] PRIOR MONTH Total	[D] PRIOR MONTH Monthly	[E] CURRENT Monthly	[F] CURRENT Total		
1.3.085.85.040.01 - CMOD:CTS.1254: POWER POLE	155,956	148,212	0	0	148,212	7,744	
1.3.085.95.020.03 - CTS.1254: AC: ALLOC CONTING	4,769,044	0	0	0	0	4,769,044	49
86 - YERBA BUENA MOSCONE STATION (YBM) - WORK PACKAGE 1255	158,089,000	76,793,774	2,785,859	2,042,114	78,835,888	79,253,112	
1.3.086.05.020.03 - YBM.1255: UNDERGROUND STATION	119,048,929	55,871,693	2,995,648	1,820,140	57,691,833	61,357,095	
1.3.086.05.020.07 - YBM.1255: ELEVATORS ESCALATOR	5,333,287	639,239	33,072	0	639,239	4,694,048	
1.3.086.05.040.01 - YBM.1255: DEMOLITION CLEARING	657,000	657,000	0	0	657,000	0	
1.3.086.05.040.02 - YBM.1255: SITE UTILITIES UTIL	6,520,189	5,037,130	(628,088)	0	5,037,130	1,483,059	
1.3.086.05.040.03 - YBM.1255: HAZARDOUS MATERIALS	2,629,439	1,047,806	287,346	97,379	1,145,185	1,484,254	
1.3.086.05.040.04 - YBM.1255: ENVIRONMENTAL MITIGA	100,000	85,141	25,665	0	85,141	14,859	
1.3.086.05.040.06 - YBM.1255: PEDESTRIAN/BIKE	16,665	1	0	0	1	16,664	
1.3.086.05.040.07 - YBM.1255: AUTOMOBILE BUS ACCE	1,542,725	491,401	0	0	491,401	1,051,324	
1.3.086.05.040.08 - YBM.1255: TEMPORARY FACILITIES	15,564,753	12,138,228	34,917	91,295	12,229,523	3,335,230	
1.3.086.05.050.02 - YBM.1255: TRAFFIC SIGNALS AND	1,726,492	763,834	33,300	33,300	797,134	929,358	
1.3.086.05.050.03 - YBM.1255: TRACTION POWER SUPPL	3,708,425	59,800	4,000	0	59,800	3,648,625	
1.3.086.05.050.05 - YBM.1255: COMMUNICATIONS	1,241,096	2,501	0	0	2,501	1,238,595	
86 - YERBA BUENA MOSCONE STATION (YBM) CMODs	(1,642,919)	190,950	0	0	190,950	(1,833,869)	
1.3.086.86.040.02 - CMOD:YBM.1255: SITE UTILITIES UTIL	190,950	190,950	0	0	190,950	0	
1.3.086.86.040.08 - CMOD:YBM.1255: TEMPORARY FACILITIES	(1,833,869)	0	0	0	0	(1,833,869)	
1.3.086.96.020.03 - YBM.1255: AC: ALLOC CONTING	6,642,920	0	0	0	0	6,642,920	50
87 - SURFACE TRACKWORK AND SYSTEMS -WORK PACKAGE 1256	139,989,000	31,436,030	3,601,374	1,911,064	33,347,094	106,641,906	
1.3.087.09.010.02 - STS.1256: GUIDEWAY: AT-GRADE SEMI-EXCLUSIVE (ALLO	2,860,000	142,000	0	0	142,000	2,718,000	
1.3.087.09.010.06 - STS.1256: GUIDEWAY: UNDERGROUND CUT & CVR	10,274,450	197,501	0	(133,000)	64,501	10,209,949	
1.3.087.09.010.07 - STS.1256: GUIDEWAY: UNDERGROUN	16,510,764	926,033	131,350	218,300	1,144,333	15,366,431	
1.3.087.09.010.09 - STS.1256: TRACK DIRECT FIXATION	6,761,089	2,416,871	1,234,524	10,000	2,426,871	4,334,219	
1.3.087.09.010.12 - STS.1256: TRACK: SPECIAL	4,449,637	1,968,617	1,121,617	497,483	2,466,100	1,983,537	
1.3.087.09.020.01 - STS.1256: AT-GRADE STATION	6,673,138	1,248,534	22,000	2,600	1,251,134	5,422,004	
1.3.087.09.040.02 - STS.1256: SITE UTILITIES, UTILITY RELOCA	17,509,893	6,885,970	494,723	395,662	7,281,632	10,228,262	
1.3.087.09.040.03 - STS.1256: HAZARDOUS MATERIALS	200,000	0	0	100,000	100,000	100,000	
1.3.087.09.040.04 - STS.1256: ENVIRONMENTAL MITIGA	50,000	0	0	0	0	50,000	
1.3.087.09.040.07 - STS.1256: AUTOMOBILE BUS ACCE	2,116,925	39,001	0	0	39,001	2,077,924	
1.3.087.09.040.08 - STS.1256: TEMPORARY FACILITIES	13,850,984	9,947,776	(45,848)	21,800	9,969,576	3,881,408	
1.3.087.09.050.01 - STS.1256: TRAIN CONTROL AND SIGNALS	27,543,451	4,795,040	526,108	372,034	5,167,074	22,376,377	
1.3.087.09.050.02 - STS.1256: TRAFFIC SIGNALS AND	4,485,368	1,749,947	116,900	350,985	2,100,932	2,384,436	

[A] Cost Account Description	BUDGET	ACTUAL COSTS				[G] VARIANCE (B - F)	COST REPORT NOTES
	[B] November 2015 Budget (YOE)	[C] PRIOR MONTH Total	[D] PRIOR MONTH Monthly	[E] CURRENT Monthly	[F] CURRENT Total		
1.3.087.09.050.03 - STS.1256: TRACTION POWER SUPPL	9,911,014	702,640	0	60,000	762,640	9,148,374	
1.3.087.09.050.04 - STS.1256: TRACTION POWER DISTRIBUTION	6,099,675	416,100	0	15,200	431,300	5,668,375	
1.3.087.09.050.05 - STS.1256: COMMUNICATIONS	8,028,025	0	0	0	0	8,028,025	
1.3.087.09.050.07 - STS.1256: CENTRAL CONTROL	2,664,586	1	0	0	1	2,664,585	
87 - SURFACE TRACKWORK AND SYSTEMS (STS) CMODs	305,378	305,378	0	0	305,378	0	
1.3.087.89.040.02 - CMOD:STS.1256: SITE UTILITIES, UTILITY RELOCA	305,378	305,378	0	0	305,378	0	
1.3.087.99.020.01 - STS.1256: AC: ALLOC CONTING	4,694,621	0	0	0	0	4,694,621	51
141 - CONSTRUCTION ADMINISTRATION	2,956,812	0	0	0	0	2,956,812	
1.3.141.97.080.04 - CONSTR.ADMIN:ALLOC CONTING	2,956,812					2,956,812	
142 - LEGAL/PERMITS	2,014,204	0	0	0	0	2,014,204	
1.3.142.01.080.06 - LGL.PRMTSF:LEGAL; PERMITS	2,014,204	0	0	0	0	2,014,204	
144 - STARTUP	8,300,329	0	0	0	0	8,300,329	
1.3.144.01.080.08 - STRT: STARTUP	6,941,907	0	0	0	0	6,941,907	
1.3.144.97.080.08 - STRTA: AC STARTUP ALLOC CONTIN	1,358,422					1,358,422	
151 - TEMPORARY LICENSE AGREEMENT	17,000	0	0	0	0	17,000	
1.3.151.01.080.06 - TEMP.LICPORARY LICENSE AGREEME	17,000	0	0	0	0	17,000	
170 - COMMUNICATIONS CONNECTIONS	5,757,629	0	0	0	0	5,757,629	
1.3.170.01.050.04 - COMM.CONNN:COMMUNICATION CONN	5,757,629	0	0	0	0	5,757,629	
181 - AON RISK INSURANCE CS 163	18,113,750	18,798,132	0	0	18,798,132	(684,382)	
1.3.181.01.040.08 - AON.CS163 AON RISK INS.	18,088,750	18,773,132	0	0	18,773,132	(684,382)	
1.3.181.01.080.03 - AON.CS171 AON RISK INS. STUDY	25,000	25,000	0	0	25,000	0	
191 - FARE COLLECTION CONTRACTOR	5,400,000	0	0	0	0	5,400,000	
1.3.191.01.050.06 - FARE.CONSUM:FARE COLLECTION	5,400,000	0	0	0	0	5,400,000	
192 - THALES T&S CENTRAL CONTROL	487,972	50,000	0	0	50,000	437,972	
1.3.192.01.050.01 - THALES T&S ATCS	487,972	50,000	0	0	50,000	437,972	
202 - JOC2-022.0	63,938	0	0	0	0	63,938	
1.3.202.01.040.02 - JOC2-022:15&22 POTHOLING UTIL1 LGHT FNDS	63,938	0	0	0	0	63,938	
203 - JOC2-029.0	53,317	0	0	0	0	53,317	
1.3.203.07.040.02 - JOC0292-029: RELOCATE VAULTS-S	53,317	0	0	0	0	53,317	
302 - PG&E	1,988,173	2,749,912	0	0	2,749,912	(761,739)	
1.3.302.03.050.03 - PGE PERMANENT POWER UMS	(2,350,000)	0	0	0	0	(2,350,000)	
1.3.302.03.050.03 - PGE POWER FEED UMS	2,959,826	115,690	0	0	115,690	2,844,136	

[A] Cost Account Description	BUDGET	ACTUAL COSTS				[G] VARIANCE (B - F)	COST REPORT NOTES
	[B] November 2015 Budget (YOE)	[C] PRIOR MONTH Total	[D] PRIOR MONTH Monthly	[E] CURRENT Monthly	[F] CURRENT Total		
1.3.302.04.050.03 - PGE PERMANENT POWER CTS	(2,350,000)	0	0	0	0	(2,350,000)	
1.3.302.04.050.03 - PGE POWER FEED CTS	2,959,826	0	0	0	0	2,959,826	
1.3.302.05.050.03 - PGE PERMANENT POWER YBM	(2,368,540)	0	0	0	0	(2,368,540)	
1.3.302.05.050.03 - PGE POWER FEED YBM	3,125,222	2,634,222	0	0	2,634,222	491,000	
1.3.302.09.050.03 - PGE POWER FEED STS	11,839	0	0	0	0	11,839	
331 - BAY AREA RAPID TRANSIT (BART)	951,356	60,455	0	0	60,455	890,901	
1.3.331.01.080.04 - CM:SFMTA LABOR-ENG SVCS-IRP/BART/SF	0	33,152	0	0	33,152	(33,152)	
1.3.331.01.080.06 - CM: BAY AREA RAPID TRANSIT (BART) [122A]	951,356	27,304	0	0	27,304	924,052	
333 - AMERICAN PUBLIC TRANSP. ASSOCIATION (APTA) CS-APTA	146,500	54,612	0	0	54,612	91,888	
1.3.333.01.080.03 - APTA:APTA - IRP [2G]	46,500	27,304	0	0	27,304	19,196	
1.3.333.01.080.03 - APTA:APTA - IRP [2C]	100,000	27,308	0	0	27,308	72,692	
334 - BART FARE COLLECTION SYSTEM	700,000	0	0	0	0	700,000	
1.3.334.01.050.06 - BART:BART FARE COLLECTION EQP	700,000	0	0	0	0	700,000	
401 - ECONOMIC AND WORKFORCE DEVELOPMENT (EWD)	17,600	17,600	0	0	17,600	0	
1.3.401.01.080.04 - EWD: MAYORS OFFICE ECON DEV	17,600	17,600	0	0	17,600	0	
402 - DEPARTMENT OF TECHNOLOGY	242,371	237,534	0	0	237,534	4,837	
1.3.402.07.050.04 - DT:1UTL:COMM. CONNECTIONS	166,756	166,179	0	0	166,179	577	
1.3.402.08.050.04 - DT:2UTL:COMM.CONNECTIONS	75,615	71,354	0	0	71,354	4,261	
404 - DEPARTMENT OF BUILDING INSPECTION (DBI)	1,204,081	1,204,081	0	0	1,204,081	0	
1.3.404.01.080.06 - DPT OF BUILDING INSPECTION	1,204,081	1,204,081	0	0	1,204,081	0	
491 - FORM B - REIMBURSEMENT	(12,227,954)	0	0	0	0	(12,227,954)	
1.3.491.02.040.02 - FORMB - CONTRACT 1252 UTILITY REIMBUR	(254,050)	0			0	(254,050)	52
1.3.491.03.040.02 - FORMB - UMS:CONTRACT 1300 UTILITY REIMBURSEMENT	(528,370)	0			0	(528,370)	53
1.3.491.04.040.02 - FORMB - CTS:CONTRACT 1300 UTILITY REIMBURSEMENT	(451,703)	0			0	(451,703)	54
1.3.491.05.040.02 - FORMB - YBM:CONTRACT 1300 UTILITY REIMBURSEMENT	(100,000)	0			0	(100,000)	55
1.3.491.07.040.02 - FORMB - CONTRACT 1250 UTILITY REIMBUR	(2,275,419)	0			0	(2,275,419)	57
1.3.491.08.040.02 - FORMB - CONTRACT 1251 UTILITY REIMBUR	(7,618,412)	0			0	(7,618,412)	58
1.3.491.09.040.02 - FORMB - STS:CONTRACT 1300 UTILITY REIMBURSEMENT	(1,000,000)	0			0	(1,000,000)	59
TOTAL CONSTRUCTION PHASE	1,328,370,949	669,576,771	15,442,589	11,237,576	680,814,347	637,556,557	
1.4.091.01.070.01 - LRVs: LIGHT RAIL VEHICLES RFP [34B]	1,325,000	1,319,773	0	0	1,319,773	5,227	
1.4.091.01.070.01 - LRVs: LIGHT RAIL VEHICLES PROJECT MGT [68E]	827,132	827,431	299	0	827,431	(299)	
1.4.091.01.070.01 - LRVs: LRV PROCUREMENT ODC	25,000	0	0	0	0	25,000	

[A] Cost Account Description	BUDGET	ACTUAL COSTS				[G] VARIANCE (B - F)	COST REPORT NOTES
	[B] November 2015 Budget (YOE)	[C] PRIOR MONTH Total	[D] PRIOR MONTH Monthly	[E] CURRENT Monthly	[F] CURRENT Total		
1.4.091.01.070.01 - LRVS: LRV PROCUREMENT	11,131,868	0	0	0	0	11,131,868	
1.4.091.97.070.01 - LRVA:AC: VEHICLES ALLOC CONTI	13,076,653					13,076,653	19
TOTAL VEHICLES	26,385,653	2,147,204	299	0	2,147,204	24,238,450	
1.5.015.01.060.01 - RE: EASEMENT ACQUISIT	400,000	322,939	0	0	322,939	77,061	
1.5.015.01.060.01 - RE: REAL EST SITE ACQ	16,523,400	14,307,667	0	0	14,307,667	2,215,733	
1.5.015.01.060.01 - RE: REAL ESTATE	750,000	766,272	0	0	766,272	(16,272)	
1.5.015.01.060.01 - RE: REC & PARK MOU	6,987,624	6,987,624	0	0	6,987,624	0	
1.5.015.01.060.01 - RE:-DEPT OF TRANSPOR	2,686,000	2,686,000	0	0	2,686,000	0	
1.5.015.01.060.01 - RE:-LICENSES FEES	400,000	381,311	0	0	381,311	18,689	
1.5.015.97.060.01 - RE:A:AC: RE: REAL ESTATE ALLO	5,265,478	0			0	5,265,478	
1.5.023.01.060.01 - ATTY:REAL ES	2,212,882	2,678,858	0	0	2,678,858	(465,976)	
1.5.101.01.060.02 - RES.RELO: RELOCATION COST	1,275,200	1,289,701	0	0	1,289,701	(14,501)	
1.5.102.01.060.02 - COMM.RELO-RELOC COMMERCIAL	905,311	940,729	0	0	940,729	(35,418)	
TOTAL ROW, LAND, EXISTING IMPROVEMENTS	37,405,895	30,361,101	0	0	30,361,101	7,044,794	
90 - CONTINGENCY	84,322,397					84,322,397	
1.7.500.91.090.00 - UNALLOCATED CONTINGENCY	24,519,456					24,519,456	60
TOTAL ALLOCATED CONTINGENCY	59,802,941					59,802,941	
TOTAL PROJECT COST	1,578,300,001	862,556,970	15,442,888	11,237,576	873,794,546	694,505,411	

7.1 Program Project Budget	
1	The Central Subway Project (CSP) (SFMTA Capital Program CPT 544) is defined in the FTA-SFMTA October 2012 Full Funding Grant Agreement with a budget of \$1.578 billion.
2	The TBM Retrieval Shaft Relocation (SFMTA Capital Program CPT 690) is one of four capital projects that is related to CSP. These projects are reported for background information as needed outside of the main body of the Project Monthly Progress Report.
3	The Chinatown Plaza (CPT 718) is for Chinatown Station enhancement capital project. The project has funding outside of the Central Subway Project. The construction is carried out in Contract 1300 Contract Modifications.
4	CPT 665 is a Real Estate project to relocation in compliance with California regulations for business relocations but outside of the Central Subway Project as defined by the FTA FFGA.
5	CPT 705 is an SFMTA capital improvement between the Agency and community stakeholders outside of the Central Subway Project.
6	Utility company reimbursements (Form B) result in funds received for work carried out on behalf of utilities concurrent to CSP work to achieve efficiencies.
7	PG&E Power Feed reimbursement funds are the refunds from PG&E when completion of Stations construction and switch to permanent power.
8	BART Elevator funds are reimbursements for work carried out on behalf of BART to install BART Powell Street Station elevator.
9	The Tutor Perini - CAD Files funds are the result of payments by the contractor for project documentation not included in the contract.
10	SFPUC Sewer Main funds are reimbursements for work carried out on behalf of San Francisco PUC (includes 10% construction contingency).
11	SFPUC 24" Water Main funds are reimbursements for work carried out in Contract 1252 Contract Modification #41 on behalf of San Francisco PUC (includes construction management cost).
12	Traffic Effectiveness Project funded Contract Modification #40 for Culvert, Street & Sidewalk Restoration in North Beach are reimbursements for work carried out in Contract 1252 on behalf of SFMTA SSD.
13	SFPUC North Beach 24" Water Main Additional Work funds are reimbursements for work carried out in Contract 1252 Contract Modification #48 on behalf of San Francisco PUC (includes construction management cost).

7.4 Contingency Management Trend Report	
14	In Oct 2014 Report, updated Contract 1250 contract cost to segregate contract amount and contract modification amount. Note that September 2013 Supplemental Authorized Contingency "column f" did not include completed contract.
15	In Oct 2014 Report, updated Contract 1251 contract cost to segregate contract amount and contract modification amount. Note that September 2013 Supplemental Authorized Contingency "column f" did not include completed contract.

Connecting people. Connecting communities.

16	Contract 1252 Original Contract Value "column a" and Original Congency "column f" did not match September 2013 Supplemental due to Supplemental were used the revised value to reflet Contract Modifications #3-#18. Reduced Contract 1252 contingency to reflect CMod #20 for retrieval shaft relocation cost \$5.15M funded by CPT690, CMod #40 for Culvert, Street & Sidewalk Restoration cost \$694,651 funded by Traffic Effectiveness Project, and CMod #41 for install 24" Water Main in North Beach cost \$328,860 funded by SFPUC. In August 2015 report, release \$15M CN1252 Tunnel assigned contingency to program unallocated contingency.
17	BART Elevator scope and SFPUC Sewer Main scope is in Contract 1300; effort will be funded by BART. In January 2015 Report, corrected Station Contract value to match awarded amount.
18	In April 2015 report, real estate budget stated in RAMP Rev5 is \$36.7M, including \$1M contingency. The cost workbook ROW & contingency budget reflects this with \$36,511,799 and \$1,000,000 respectively. Revised costbook ROW budget & contingency to be \$37,511,799. The \$4,265,478 Caltrans lease savings is allocated to ROW allocated contingency.
19	In Dec 2014 Report, redistributed LRV budget to reflect recent firm bid cost per vehicle (\$3,327,250/unit) from vehicle procurement contract award. (SFMTA Board meeting 15JUL14, calendar item #11). Vehicle line item total budget remains unchanged, redistributed fund by reducing base amount to \$13,309,000, column "c" and increased allocated contingency column "h", by same amount.
20	In Oct 2014 Report, made two corrections: i) revised Professional Services, Original Contract Value "column a" from \$310,518,041 to \$310,618,041, ii) revised Original Congency. "column f" unallocated contingency from \$3,883,481 to \$3,845,945. In April 2015 report, used \$500K program contingency for CS-175 Bayland Soil Process contract. In August 2015 report, added \$15M from Contract 1252.
21	The total Central Subway Project budget of \$1.578 billion, based on the October 2012 FFGA with the FTA, is the primary MPR report reference.
22	Estimate at Completion is shown at Column "e".
23	Estimate at Completion vs. Budget variance is shown at Column "k".

7.5 Contract Modification/Trend Log - Contract 1300 Stations

24	Reported all trend cost for Contractor Change Order Requests and Proposed Contract Change and applied probability to forecasted trends.
----	---

7.6 Budget Revisions: Report Sorted by Construction Packages

25	In Dec 2014 Report, reduced CN1252 allocated contingency by \$28K to excute Contract Modification #46, see Report 7.5 Detail Contingency Usage Report. In August 2015 report, release \$15M CN1252 Tunnel assigned contingency to program unallocated contingency.
26	Program contingency increased by \$500,000. Refer to Report Notes #20.
27	Program contingency increased by \$5,265,478. Refer to Report Notes #18.

Connecting people. Connecting communities.

28	In Dec 2014 Report, redistributed LRV budget to reflect recent firm bid cost per vehicle (\$3,327,250/unit) from vehicle procurement contract award. (SFMTA Board meeting 15JUL14, calendar item #11). Vehicle line item total budget remains unchanged, redistributed fund by reducing base amount to \$13,309,000 and increased allocated contingency by same amount.
29	In April 2015 report, program contingency decreased by \$500,000. Refer to Reports #20. In August 2015 report, release \$15M CN1252 Tunnel assigned contingency to program unallocated contingency.

7.9 Detail Monthly Expenditure Report

Phase 1 Preliminary Engineering

30	Famis cost for Preliminary Engineering (PE) is \$48,210,903.71. Cost Report for Preliminary Engineering (PE) is \$46,542,060. Some Design cost reported in Famis were moved to Design Phase, refer to Notes #19 and #20.
----	--

Phase 2 Design Phase

31	Famis cost adjustment to transfer Project Management cost from July 2013 to Phase 3 Construction Phase.
32	Famis Phase 1 PE Index Code: 357906.CPT5441112 cost is \$10,222,939 \$8,949,300 is reported in Cost Report Phase 1 PE and the balance of \$1,273,639 is reported in Phase 2 Design.
33	1.2.021.01.080.03 - FD:CTYCO-ARTS COMMISSION [357909ART001.CPT5441227]: FAMIS: \$1,425,167 Cost Report: \$1,425,167 cost is reported in Phase 2 Design, 1.2.021.01.080.03 Cost Transfer: Remaining cost is reported in Phase 3 Construction, 1.3.021.01.080.03 - ARTS:CTYCO-ARTS COMMISSION [357909ART001.CPT5441227]
34	1.2.055.01.080.02 - FD:ODCs - 651 BRANNAN STREET [35CPT5441241.CPT5441241]: FAMIS: \$2,294,910 Cost Report: \$2,294,910 1.2.055.01.080.02 Cost Transfer: Future costs to be allocated to 1.3.055.01.080.02 - FD:ODCs - 651 BRANNAN STREET [35CPT5441241.CPT5441241]
35	1.2.063.01.080.03 - AECOM.CS149 OM-EPC JV CS149-PM [68CPT544133D.CPT544133D]: FAMIS: \$4,698,167 Cost Report: \$4,698,167 on 1.2.063.01.080.03 Cost Transfer: Future costs to 1.3.063.01.080.03 - AECOM.CS149 OM-EPC JV CS149-PM [68CPT544133D.CPT544133D]
36	AVA Cost \$395,204 is reported in Phase 2 Final Design 1.2.066.01.080.03
37	1.2.071.01.080.02 - FD:FINAL DESIGN-DP1 [35CPT5441232.CPT5441232]: FAMIS: \$5,608,147 Cost Report: \$5,469,336 Cost Transfer: \$138,811 to 1.3.071.01.080.04 - FD:FINAL DESIGN-DP1 [35CPT5441232.CPT5441232]

38	1.2.072.01.080.02 - FD:FINAL DESIGN-DP2 [35CPT5441233.CPT5441233]: FAMIS: \$26,268,511 COST REPORT: \$26,220,609 COST TRANSFER: \$47,902 to 1.3.072.01.080.04 - FD:FINAL DESIGN-DP2 [35CPT5441233.CPT5441233]
39	1.2.073.01.080.02 - FD:FINAL DESIGN-DP3 [35CPT5441236.CPT5441236]: FAMIS: \$11,502,372 COST REPORT: \$11,432,312 COST TRANSFER: \$70,060 to 1.3.073.01.080.04 - CM: DP3 [35CPT5441236.CPT5441236]

Phase 3 CONSTRUCTION PHASE	
40	1.3.021.01.080.03 - ARTS:CTYCO-ARTS COMMISSION [357909ART001.CPT5441227]: FAMIS: \$1,525,982 Cost Report: \$1,425,167 1.2.021.01.080.03 Cost Transfer: any future costs to 1.3.021.01.080.03
41	1.3.055.01.080.02 - FD:ODCs - 651 BRANNAN STREET [35CPT5441241.CPT5441241]: FAMIS: \$2,294,910 Cost Report: \$2,294,910 1.2.055.01.080.02 - FD:ODCs - 651 BRANNAN STREET [35CPT5441241.CPT5441241] Cost Transfer: Future costs to be allocated to 1.3.055.01.080.02
42	1.3.063.01.080.03 - AECOM.CS149 OM-EPC JV CS149-PM [68CPT544133D.CPT544133D]: FAMIS: \$4,698,167 Cost Report: \$4,698,167 on 1.2.063.01.080.03 Cost Transfer: Future costs to 1.3.063.01.080.03 - AECOM.CS149 OM-EPC JV CS149-PM [68CPT544133D.CPT544133D]
43	Used \$500K program contingency for CS-175 Bayland Soil Process contract. Refer to Report Notes #20.
44	1.3.071.01.080.04 - FD:FINAL DESIGN-DP1 [35CPT5441232.CPT5441232]: FAMIS: \$5,608,147 Cost Report: \$5,469,336 Cost Transfer: \$138,811 to 1.3.071.01.080.04 - FD:FINAL DESIGN-DP1 [35CPT5441232.CPT5441232]
45	1.3.072.01.080.04 - FD:FINAL DESIGN-DP2 [35CPT5441233.CPT5441233]: FAMIS: \$26,268,511 COST REPORT: \$26,220,609 COST TRANSFER: \$47,902 to 1.3.072.01.080.04 - FD:FINAL DESIGN-DP2 [35CPT5441233.CPT5441233]
46	Contract 1251 Final cost is \$20,794,582.
47a	In July 2015 Report, used Contract 1300 Contractor schedule to report budget and actual cost. The Standard Cost Categories (SCC) allocation changed from previous reports. In August 2015 Report, adjusted some of Contract 1300 Contractor SCC assignment to match most of previous SCC assignment.
47	Revised Contract 1252 allocated contingency SCC code from 040.08 to 010.07.

Connecting people. Connecting communities.

48	Revised Contract 1300/UMS allocated contingency SCC code from 040.08 to 020.03.
49	Revised Contract 1300/CTS allocated contingency SCC code from 040.08 to 020.03.
50	Revised Contract 1300/YBM allocated contingency SCC code from 040.08 to 020.03.
51	Revised Contract 1300/STS allocated contingency SCC code from 040.08 to 020.01.
52	Revised Form B Reimbursements SCC code from 900.01 to 040.02
53	Revised Form B Reimbursements SCC code from 900.01 to 040.02
54	Revised Form B Reimbursements SCC code from 900.01 to 040.02
55	Revised Form B Reimbursements SCC code from 900.01 to 040.02
56	Revised Form B Reimbursements SCC code from 900.01 to 040.02
57	Revised Form B Reimbursements SCC code from 900.01 to 040.02
58	Revised Form B Reimbursements SCC code from 900.01 to 040.02
59	Revised Form B Reimbursements SCC code from 900.01 to 040.02
60	Increase Program contingency \$1,023,508. Refer to Report Notes #11 and #12. In April 2015 report, program contingency decreased by \$500,000. Refer to Report Notes #20. In August 2015 report, release \$15M CN1252 Tunnel assigned contingency to program unallocated contingency.

Appendix B

DETAIL SCHEDULE REPORTS

SCHEDULE HIGHLIGHTS

The Master Project Schedule (MPS) below includes progress through November 2015.

The MPS shows a forecast Revenue Service Date of May 15, 2019.

The controlling critical (longest) path of the MPS runs through CTS Excavation succeeded by STS Startup & Testing, Commissioning and Pre-Revenue Activities to the Baseline Finish and Revenue Service Date. See Appendix B – Longest Path. The latest schedule shows the longest path has changed from Union Square Station (UMS) to the Chinatown Station (CTS). The 1300 Contractor has re-sequenced the UMS Platform Station Jet Grout Operation and was able to recover schedule time within the UMS Station. This adjustment in the Critical Path will continue as the 1300 Contractor incorporate their schedule recovery options, resulting in revisions to their construction work plans.

Schedule Contingency is fully utilized on the critical path of the MPS, which is below the Minimum Schedule Contingency level of 6 months. A schedule re-evaluation will be performed, utilizing the updated Contract 1300 Schedule. Recovery options are being implemented in key areas as work proceeds. The PMOC and SFMTA held a Schedule Recovery Workshop in November to identify strategies to help recover schedule delays to the Revenue Service Date. A finalize action plan is being developed to implement the results of this workshop.

The 1300 Contractor submitted twelve (12) Schedule Updates from December 2014 to November 2015. The November 2015 Schedule Update is currently under review. Contractor has been directed to develop a Recovery Schedule as required by Contract and correct out-of-sequence and Retained Logic driving many of the forecast dates. The 1300 Contractor continues to address key critical activities to recover lost time and improve schedule performance. Review of schedule updates as well as identifying recovery options is ongoing.

Contract 1300 - WP1253 UMS / WP1254R CTS / WP1255 YBM / WP1256 STS:

The Contractor, Tutor Perini Corporation’s (TPC) baseline schedule is incorporated into the master program. The preliminary Tutor Perini Corporation’s (TPC) November schedule is used in November Report. Anticipated to use Contractor, Tutor Perini Corporation’s (TPC) approved schedule for December Report that incorporates all SFMTA schedule comments.

Contract 1300 has several interface points with Contract 1252. The timing of these interface points correlate to when the NTP was issued for Contract 1300. This table represents the current status of these interface points with respect to the Contract 1252 update. The 1300 Contractor is not ready to access the tunnel used by Contract 1252. The tunnel access from Contract 1252 is not expected to impact Contract 1300. The current completion date of the Contract 1252 is shown in the table below.

Interface Points	CN1300 Requirement	CN 1252 APR15 Update	Variance
Tunnel Portal Completion 1252 Tunnel Final Completion	24-Sep-15	15-May-15	132 CD

Work Package P-1254R (CTS) has performed the following work this month:

- Dewatering wells connections on Stockton St
- Excavate for level 3 bracing
- Finish drilling horizontal inclinometers in headhouse
- Installing bracing level 2
- Finished relocating ductbank on Stockton Street
- Relocate OCS lines west, set up for North Access Shaft, install piles

Work Package P-1254R (CTS) will perform the following work next month

- Connecting dewatering wells on Stockton Street
- Excavate and install temp level 3 bracing beams
- Form and pour 1st pour of composite wall
- Finish installing level 3 bracing
- Install weep hole through slurry walls
- Excavate for North Access Shaft
- Slip line brick sewer on Stockton Street



Work Package P-1253 (UMS) has performed the following work this month:

- Ellis Annex work incomplete and excavation opened during moratorium
- North Concourse work incomplete and excavation opened during moratorium
- UMS Stockton construction site demobilized, and “Winter Walk” was erected for duration of Moratorium

Work Package P-1253 (UMS) will perform the following work next month:

- Street closures:
 1. Ellis St. will open to only one lane while work continues
 2. Geary St. will open to two lanes while excavation work north of Geary, on Stockton Street, continues throughout the moratorium
 3. Winter Walk will take place between Geary and Ellis Streets, along Stockton Street, throughout the moratorium
- Union Square Garage – demolition and abatement. Concrete installation

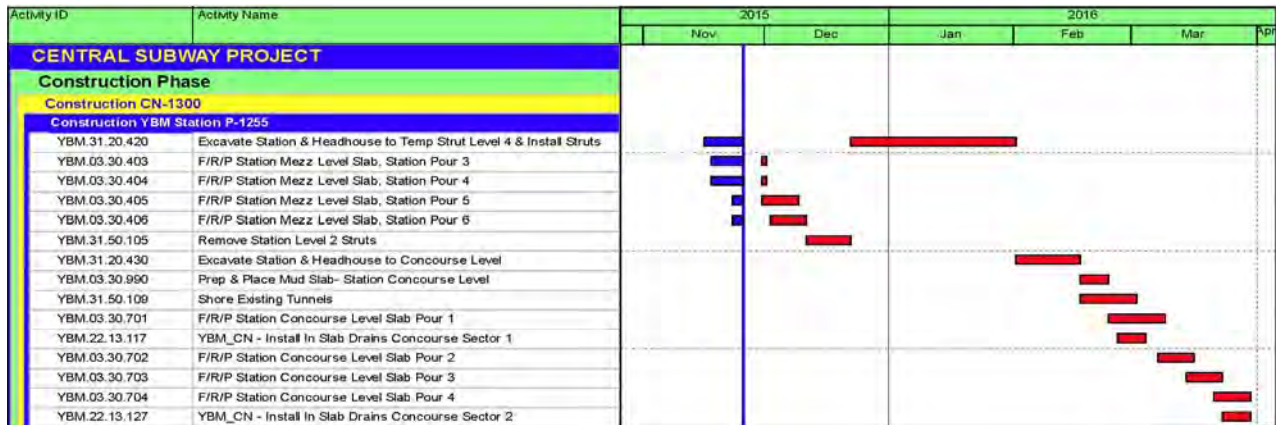
Activity ID	Activity Name	2015		2016	
		Nov	Dec	Jan	Feb
CENTRAL SUBWAY PROJECT					
Construction Phase					
Construction CN-1300					
Construction UMS Station P-1253					
UMS.02.41.0020	UMS_Demolish Civil & M.E.P USG				
UMS.02.41.0080	UMS_Demo Garage Roof Slab				
UMS.31.32.100.3b	UMS_Jet Grout Stockton St East/West Side for Water Seal Rig#1 Pour 3B				
UMS.31.41.200	UMS_Install Sheet Piles East & West Side Of Stockton St - Pours 1A,2A,3A,1B				
UMS.23.34.0385	UMS_CN_Install HVAC Air Duct Risers to Conc Duct Below (In Union Square Garage Lv 4)				
UMS.23.34.0345	UMS_CN_Install HVAC Air Duct Risers to Lv 3 (In Union Square Garage Lv 2)				
UMS.23.34.0375	UMS_CN_Install HVAC Air Duct Risers to Lv 4 (In Union Square Garage Lv 3)				
UMS.23.34.0335	UMS_CN_Install HVAC Supply Air Duct & Grilles (In Union Square Garage Lv 2)				
UMS.23.34.0355	UMS_CN_Install HVAC Supply Fan SF-2.4 (In Union Square Garage Lv 3)				
UMS.23.34.0365	UMS_CN_Install HVAC Supply Air Duct & Grilles (In Union Square Garage Lv 3)				
UMS.12.10.9010	UMS_Initiate Art work Project Kick Off meeting- Suspended Stainless Scroll Sculpture- Platform Level				
UMS.31.50.0040	UMS_Install Bracing & Shoring for Walls & Slabs				
UMS.32.13.0100	UMS_Place Curb & Gutter -Stockton/Market Intersection				
UMS.31.41.0240	UMS_Install Sheet Piles @ Access Shaft #2 (O'Farrell)*				
UMS.02.41.430	UMS_Complete Demo South Headwall				
UMS.00.SP39.115	UMS_Post Holiday Moratorium - Remove 2015 Moratorium Furnishings				
UMS.02.41.0150	UMS_Demo South Entrance For BART Elevator Powell St Station				
UMS.31.32.0070	UMS_Jet Grout Under South Wall Footings - USG				
UMS.05.12.200.4a	UMS_Set Bridging Support Skid - South Headwall to Sta 134+26				
UMS.31.50.0250	UMS_Excavate. Lag & Support @ Access Shaft #2 (O'Farrell)				
UMS.31.20.200.4a	UMS_Excavate For Roof Section & Support Utilities (Where Required) South Headwall to Sta 134+26				
UMS.31.20.101.4a	UMS_As-Build Beam Connections / Fabricate / Deliver Roof Beams - South Headwall to Sta 134+26				
UMS.31.32.100.4b	UMS_Jet Grout Stockton St East/West Side for Water Seal Rig#1 Pour 4B				
UMS.05.12.105.2b	UMS_Erect Excavation Access Shaft Steel - Sta 132+50				
UMS.05.12.100.1a	UMS_Set Bridging Support Skid - North Headwall to Sta 131+26				
UMS.31.20.0960	UMS_Complete Excavate South Concourse to Invert				
UMS.33.11.0100	UMS_Install New 8" Water Main - South Side Ellis St				
UMS.31.20.100.1a	UMS_Excavate For Roof Section & Support Utilities (Where Required) North Headwall to Sta 131+26				
UMS.03.30.107.2b	UMS_Construct Excavation Access Shaft Walls - Sta 132+50				
UMS.31.20.101.1a	UMS_As-Build Beam Connections / Fabricate / Deliver Roof Beams - North Headwall to Sta 131+26				
UMS.05.12.205.4a	UMS_Install Roof Deck Beams - South Headwall to Sta 134+26				
UMS.02.41.420	UMS_Demo North Headwall For Roof Deck Installation				
UMS.05.30.200.4a	UMS_Install Metal Roof Decking - South Headwall to Sta 134+26				
UMS.00.SP39.2025	UMS_End Holiday Moratorium Nov 2015 To Jan 2016				
UMS.31.20.102.2b	UMS_Excavate To Compensation Grout Level - Sta 132+34 To Sta 132+70				

Work Package P-1255 (YBM) has performed the following work this month:

- Traffic flowing on east side of 4th Street with west side work area closed for construction
- Headhouse and station box temporary bracing strut level 2 installation is completed
- Headhouse temporary bracing strut level 3 installation has begun
- Archaeological monitoring by spot checking is in progress
- Mezzanine level construction in progress

Work Package P-1255 (YBM) will perform the following work next month:

- Continue utility installation on 4th Street north of the north headwall and on Folsom Street
- Continue excavation and temporary bracing installation in headhouse and station box, including beginning excavation beneath mezzanine level



Work Package P-1256 (STS) has performed the following work this month:

- Started and completed second phase of 4th/King trackwork
- Continue Muni ductbank installation
- Continue 78" sewer rehabilitation
- Continue 36" sewer force main
- Continue Auxiliary Water Supply System (AWSS) installation
- Continue water line work
- Completed AT&T crossing work
- Started AT&T cutover
- Continue tunnel prep work
- Continue 4th/King sewer structure modification

Work Package P-1256 (STS) will perform the following work next month:

- Continue 78" sewer rehabilitation
- Continue MRY ductbank and vault installation
- Continue 36" sewer force main
- Continue AWSS installation
- Continue waterline installation
- Continue 4th/King sewer structure modification
- Continue tunnel prep work
- Start tunnel drainage system installation
- Start tunnel invert slab work

Activity ID	Activity Name	2015		2016	
		Nov	Dec	Jan	Feb
CENTRAL SUBWAY PROJECT					
Construction Phase					
Construction CN-1300					
Construction STS P-1256					
STS.33.31.220	STS_Install New 10" Sewer Piping & Catch Basins - In West Side Bryant St				
STS.33.71.200	STS_Pothole: Utilities:Pothole for MRY Manholes On/Off - 4th Street				
STS.33.71.120	STS_Install: Utilities: MRY MH 1893 - Freelon St				
STS.26.05.3730	STS_Pothole Utilities: MRY Ductbanks On/Off 4th Street				
STS.33.71.150	STS_Install: Utilities: MRY MH's 1845, 1896 & 1899 - Townsend St				
STS.33.71.170	STS_Install: Utilities: MRY Ductbanks MH 1897 To 1898 - Brannan St				
STS.33.11.105	STS_Install: Utilities: Water Distribution 8" Main - 4th St Bryant To Welch St				
STS.33.11.100	STS_Install: Utilities: Auxiliary Water Supply 12" Main 4th St Through Bryant St Intersection				
STS.33.11.120	STS_Install: Utilities: Auxiliary Water Supply 12" Main 4th St (Bryant St To Welch St)				
STS.27.32.2090	STS_Install: Traffic Signal Conduit & Boxes 4th St/King				
STS.34.11.240	King St/ 4th- Maintain Track work				
STS.34.42.1080	STS_Install: Security - SB Portal Intrusion Devices				
STS.01.78.100	STS_Prep/Submit Warranties (Prior to Substantial Completion)				
STS.34.11.245	#3 Shut down- Install Trackwork-King Street & 4th Street- Final Paving and finishes				
STS.34.11.250	Remove Temporary Crossover Trackwork - King Street & 3rd Street				
STS.26.05.215	STS_Install: Utilities: MRY Ductbanks MH 1890 to Existing DB @ Sta 189+00 - 4th Street				
STS.34.23.100	STS_Install: Utilities: Install Fiber Optic Ductbank From (E) Pullbox to (E) MH 1879 - King St/4th Street				
STS.34.42.1940	STS_Install: Surface Signaling - TS Case No.1 - 4th/King				
STS.33.11.270	STS_Install: Utilities: Sewer: Casing for 10" Force Main - 4th St Sta @ Brannan St Intersection				
STS.33.31.420	STS_Install New CB's Manhole, 10" & 15" Sewer Piping @ 4th St/Townsend - West Side				
STS.34.42.1880	STS_Install: Surface Signaling - Interlocking Signals & Poles 21/23 - 4th/King				
STS.26.05.2720	STS_Install: OCS System - Install OCS Poles In Portal				
STS.26.05.120	STS_Install: Utilities: 230Kv Electrical Transmission Casing - Assist PG&E - 4th St @ Bryant Intersection				
STS.33.11.340	STS_Install: Utilities: Track Drainage- 4th St (Brannan St To Bluxome St)				
STS.26.05.0430	STS_Install: Tunnel Electrical - Lighting Fixtures - NB Portal To Moscone				
STS.33.51.150	STS_Pothole: Utilities: Pothole for Gas Distribution				
STS.26.05.3650	STS_Demo: OCS System - Demo OCS Pole Foundations In Brannan				
STS.26.05.2680	STS_Install: OCS System - Install OCS Pole Foundations In Brannan To 4th Street				
STS.33.31.260	STS_Install New 18" Sewer Lateral In Welsh St To Future 48" Manhole				
STS.33.11.320	STS_Install: Utilities: Water Distribution 8" Main - 4th St Brannan St to Bluxome				
STS.33.31.330	STS_Install New Sewer Laterals & Sleeves West Side 4th Street - Brannan to Bluxome				
STS.34.41.2080	STS_Install: Traffic Signal Conduit & Boxes 4th St/Townsend				
STS.33.11.350	STS_Install: Utilities: Track Drainage- 4th St (Bluxome St To Townsend St)				
STS.26.05.3670	STS_Demo: OCS System - Demo OCS Pole Foundations In Bryant				

SCHEDULE REVISIONS

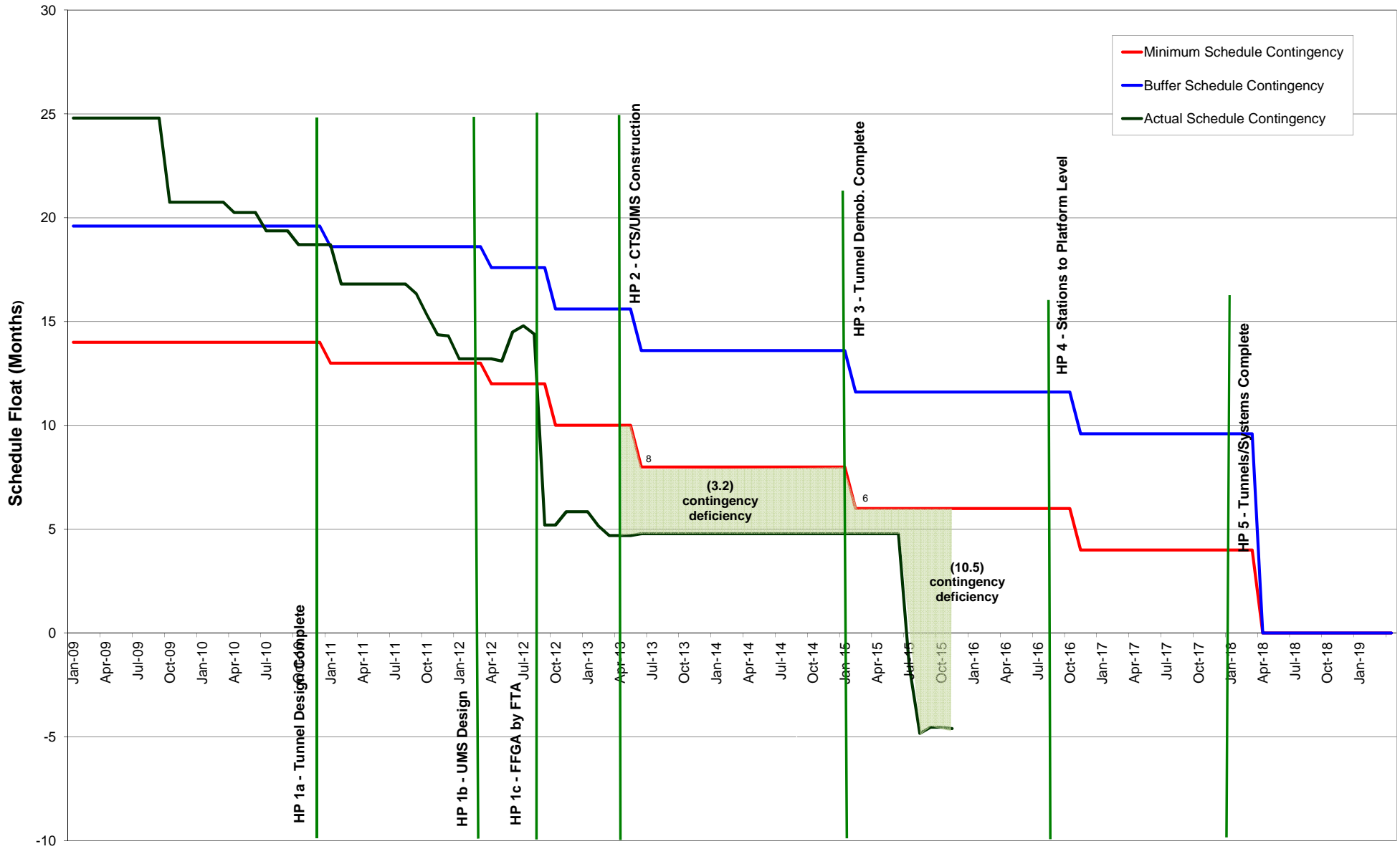
The 1300 Contract November 2015 Schedule Update was added to the Central Subway Project Master Schedule.

LIST OF SCHEDULE REPORTS

- 1.1. Schedule Contingency Drawdown
- 1.2. Master Summary Schedule
- 1.3. Program Critical Path Schedule
- 1.4. Construction Contract Summary Schedule
- 1.5. Detail Schedule for Remaining Work

CENTRAL SUBWAY PROJECT Schedule Contingency Drawdown

November 2015



Activity ID	Activity Name	Original Duration	Start	Finish	2016				2017				2018				2019				2020		
					Q4	Q1	Q2	Q3	Q4	Q1	Q2	Q3	Q4	Q1	Q2	Q3	Q4	Q1	Q2	Q3	Q4	Q1	Q2
CENTRAL SUBWAY PROJECT					CENTRAL SUBWAY PROJECT																		
Program Level Milestones					Program Level Milestones																		
PJD1000	Central Subway Project Start	0	03-Jun-03 A																				
MS0004A	Tunnel Excavation Complete - Project Milestone #4A	0		05-Sep-14 A	- Project Milestone #4A																		
MS0019	Baseline Finish Date: 12-26-2018	0		15-May-19*	◆ Baseline Finish Date: 12-26-2018																		
MS0009	CSP Revenue Service Date	0		15-May-19*	◆ CSP Revenue Service Date																		
Preliminary Engineering Phase																							
Final Design																							
Light Rail Vehicles					Light Rail Vehicles																		
Real Estate					Real Estate																		
Construction Phase					Construction Phase																		
Construction Support and Costs					Construction Support and Costs																		
Construction Utility Contract #1- MOS & Portal CN-1250																							
Construction Utility Contract #2 - UMS CN-1251																							
Construction Tunnels CN-1252					Construction Tunnels CN-1252																		
Construction CN-1300					Construction CN-1300																		
CN- 1300 Milestone					CN- 1300 Milestone																		
Construction UMS Station P-1253					Construction UMS Station P-1253																		
Construction CTS Station P-1254R					Construction CTS Station P-1254R																		
Construction YBM Station P-1255					Construction YBM Station P-1255																		
Construction STS P-1256					Construction STS P-1256																		
Project Start Up					Project Start Up																		
Unallocated Contingency					Unallocated Contingency																		
CO1.700	Cost Activity Unallocated Contingency (LOE) - 1.7.500.99.090.00 - Contingency	115	28-Nov-18	15-May-19	Cost Activity Unallocated Contingency (

Activity ID	Activity Name	Original Duration	Start	Finish	Total Float	2016		2017				2018				2019				2020				2021								
						Q4	Q1	Q2	Q3	Q4	Q1	Q2	Q3	Q4	Q1	Q2	Q3	Q4	Q1	Q2	Q3	Q4	Q1	Q2	Q3	Q4	Q1	Q2				
CENTRAL SUBWAY PROJECT						871	11-Nov-15 A	15-May-19	-97																							
Program Level Milestones						115	28-Nov-18	15-May-19	-97																							
HidPt5	Systems Complete	0		28-Nov-18	-97	◆ Systems Complete																										
MS0019	Baseline Finish Date: 12-26-2018	0		15-May-19*	-97	◆ Baseline Finish Date: 12-26-2018																										
MS0009	CSP Revenue Service Date	0		15-May-19*	-97	◆ CSP Revenue Service Date																										
Construction Phase						871	11-Nov-15 A	15-May-19	-97																							
Construction CN-1300						815	11-Nov-15 A	26-Feb-19	-156																							
CN- 1300 Milestone						59	28-Nov-18	26-Feb-19	-156																							
BUF1017	STS Buffer Float- (0)	0	28-Nov-18	28-Nov-18	-97	STS Buffer Float- (0)																										
STS1500	CN 1300 Substantial Completion	0		28-Nov-18	-140	◆ CN 1300 Substantial Completion																										
MS-10	Substantial Completion - 1,700 Calendar Days (SP-4.B)	0		28-Nov-18*	-291	◆ Substantial Completion - 1,700 Calendar Days (SP-4)																										
C.Punch	Closeout Punchlist/Remaining Work	90	29-Nov-18	26-Feb-19	-291	■ Closeout Punchlist/Remaining Work																										
MS-20	Final Completion - 1,790 Calendar Days (SP-4C)	0		26-Feb-19*	-291	◆ Final Completion - 1,790 Calendar Days (SP-4C)																										
Construction CTS Station P-1254R						695	11-Nov-15 A	27-Jul-18	-212																							
CTS.03.30.910	F/R/P Partial East Composite Wall Between 1.0 & 4.0 From Strut Level 3	10	11-Nov-15 A	07-Dec-15	-208	■ F/R/P Partial East Composite Wall Between 1.0 & 4.0 From Strut Level 3																										
CTS.31.50.191	Install Temp Level 3 Struts & Wales & Preload Col 1-3	5	08-Dec-15	14-Dec-15	-208	■ Install Temp Level 3 Struts & Wales & Preload Col 1-3																										
CTS.31.71.350	Install Barrel Vault Piping Above Level 4 Struts (Top Row 15-41 & Bottom 18-38)	15	15-Dec-15	06-Jan-16	-208	■ Install Barrel Vault Piping Above Level 4 Struts (Top Row 15-41 & Bottom 18-38) = 25ea																										
CTS.31.71.540	Install Barrel Vault Piping Above Level 4 Struts (Top Row 8-13, 43-47 & Bottom 10-16, 40-48)	14	07-Jan-16	26-Jan-16	-208	■ Install Barrel Vault Piping Above Level 4 Struts (Top Row 8-13, 43-47 & Bottom 10-16, 40-48) = 18ea																										
CTS.31.20.175	Excavate Below Temp Level 5.0 Struts +/-8kcy Col. 1.0-4.0	5	27-Jan-16	02-Feb-16	-208	■ Excavate Below Temp Level 5.0 Struts +/-8kcy Col. 1.0-4.0																										
CTS.31.20.390	Excavate Below Temp Level 4.0 Struts +/-8kcy Col. 4.0-11.0	12	03-Feb-16	18-Feb-16	-208	■ Excavate Below Temp Level 4.0 Struts +/-8kcy Col. 4.0-11.0																										
CTS.31.50.900	CTS_CN Install Temp Level 4.0 Struts & Wales & Preload Col. 4.0-11.0	8	15-Feb-16	24-Feb-16	-208	■ CTS_CN Install Temp Level 4.0 Struts & Wales & Preload Col. 4.0-11.0																										
CTS.31.20.400	ExcavateTo Temp Level 5.0 Struts +/-8kcy Col. 4.0-11.0	11	25-Feb-16	10-Mar-16	-208	■ ExcavateTo Temp Level 5.0 Struts +/-8kcy Col. 4.0-11.0																										
CTS.31.71.020	Break-In & Construct Top Sidewall & Headwall Left - Crosscut Cavern	20	25-Feb-16	23-Mar-16	-208	■ Break-In & Construct Top Sidewall & Headwall Left - Crosscut Cavern																										
CTS.31.71.030	Break-In & Construct Top Sidewall & Headwall Right - Crosscut Cavern	20	29-Feb-16	25-Mar-16	-208	■ Break-In & Construct Top Sidewall & Headwall Right - Crosscut Cavern																										
CTS.31.71.040	Break-In & Construct Top Center Drift & Headwall - Crosscut Cavern	9	28-Mar-16	07-Apr-16	-208	■ Break-In & Construct Top Center Drift & Headwall - Crosscut Cavern																										
CTS.31.71.050	Excavate & Construct Sidewall Bench & Headwall Step 3 Left Heading - Crosscut Cavern	10	08-Apr-16	21-Apr-16	-208	■ Excavate & Construct Sidewall Bench & Headwall Step 3 Left Heading - Crosscut Cavern																										
CTS.31.71.060	Excavate & Construct Sidewall Bench & Headwall Step 3 Right Heading - Crosscut Cavern	10	12-Apr-16	25-Apr-16	-208	■ Excavate & Construct Sidewall Bench & Headwall Step 3 Right Heading - Crosscut Cavern																										
CTS.31.71.070	Excavate & Construct Step 4 Left Heading Invert & Headwall - Crosscut Cavern	10	26-Apr-16	09-May-16	-208	■ Excavate & Construct Step 4 Left Heading Invert & Headwall - Crosscut Cavern																										
CTS.31.71.075	Excavate & Construct Step 4 Right Heading Invert & Headwall - Crosscut Cavern	10	28-Apr-16	11-May-16	-208	■ Excavate & Construct Step 4 Right Heading Invert & Headwall - Crosscut Cavern																										
CTS.31.71.080	Excavate Step 5 Bench 1 & Construct Headwall - Crosscut Cavern	5	12-May-16	18-May-16	-208	■ Excavate Step 5 Bench 1 & Construct Headwall - Crosscut Cavern																										
CTS.31.71.090	Excavate Step 6 Bench 2 & Construct Headwall - Crosscut Cavern	5	19-May-16	25-May-16	-208	■ Excavate Step 6 Bench 2 & Construct Headwall - Crosscut Cavern																										
CTS.31.71.100	Excavate & Support Step 7 Invert - Crosscut Cavern	10	26-May-16	09-Jun-16	-208	■ Excavate & Support Step 7 Invert - Crosscut Cavern																										
CTS.31.71.390	Breakout Remaining Cross-Cut Cavern Opening	5	10-Jun-16	16-Jun-16	-208	■ Breakout Remaining Cross-Cut Cavern Opening																										
CTS.31.71.400	Temporary Backfill Cross Cut Invert for Platform Cavern Excavation	5	17-Jun-16	23-Jun-16	-208	■ Temporary Backfill Cross Cut Invert for Platform Cavern Excavation																										
CTS.31.71.440	Barrel Vaults at South Platform Cavern Excavation	10	24-Jun-16	08-Jul-16	-208	■ Barrel Vaults at South Platform Cavern Excavation																										
CTS.31.71.450	Breakin Top Benches for South Platform Cavern Excavation	13	11-Jul-16	27-Jul-16	-208	■ Breakin Top Benches for South Platform Cavern Excavation																										
CTS.31.71.460	Excavate & Support Top Right Heading South Platform Cavern 176Lf	20	28-Jul-16	24-Aug-16	-208	■ Excavate & Support Top Right Heading South Platform Cavern 176Lf																										
CTS.31.71.465	Excavate & Support Top Left Heading South Platform Cavern 176Lf	20	01-Aug-16	26-Aug-16	-208	■ Excavate & Support Top Left Heading South Platform Cavern 176Lf																										
CTS.31.71.550	Excavate & Support Top Right Bench South Platform Cavern 176Lf	10	29-Aug-16	12-Sep-16	-208	■ Excavate & Support Top Right Bench South Platform Cavern 176Lf																										
CTS.31.71.560	Excavate & Support Top Left Bench South Platform Cavern 176Lf	10	31-Aug-16	14-Sep-16	-208	■ Excavate & Support Top Left Bench South Platform Cavern 176Lf																										
CTS.31.71.570	Excavate & Support Top Right Step 3 Invert South Platform Cavern 176Lf	14	15-Sep-16	04-Oct-16	-208	■ Excavate & Support Top Right Step 3 Invert South Platform Cavern 176Lf																										
CTS.31.71.580	Excavate & Support Top Left Step 3 Invert South Platform Cavern 176Lf	14	19-Sep-16	06-Oct-16	-208	■ Excavate & Support Top Left Step 3 Invert South Platform Cavern 176Lf																										
CTS.31.71.590	CTS- Install Temporary Bracing - Sidewalls (Platform Cavern)	6	07-Oct-16	14-Oct-16	-208	■ CTS- Install Temporary Bracing - Sidewalls (Platform Cavern)																										
CTS.31.71.600	Excavate & Support Top Center Drift Step 4 South Platform Cavern 176Lf	18	17-Oct-16	09-Nov-16	-208	■ Excavate & Support Top Center Drift Step 4 South Platform Cavern 176Lf																										
CTS.31.71.610	Excavate & Support Center Bench Step 5 South Platform Cavern 176Lf	11	10-Nov-16	29-Nov-16	-208	■ Excavate & Support Center Bench Step 5 South Platform Cavern 176Lf																										
CTS.31.71.620	Excavate & Construct Invert Step 6 South Platform Cavern 176Lf	10	30-Nov-16	13-Dec-16	-208	■ Excavate & Construct Invert Step 6 South Platform Cavern 176Lf																										
CTS.31.71.630	Demo Sidewalls & Repair Headwall South Platform Cavern 176Lf	10	14-Dec-16	28-Dec-16	-208	■ Demo Sidewalls & Repair Headwall South Platform Cavern 176Lf																										
CTS.31.71.640	Stage Equipment & Construct Ramp For Crossover Breakin	5	29-Dec-16	05-Jan-17	-208	■ Stage Equipment & Construct Ramp For Crossover Breakin																										

Activity ID	Activity Name	Original Duration	Start	Finish	Total Float	2016-2021																								
						2016					2017				2018				2019				2020		2021					
						Q4	Q1	Q2	Q3	Q4	Q1	Q2	Q3	Q4	Q1	Q2	Q3	Q4	Q1	Q2	Q3	Q4	Q1	Q2	Q1	Q2				
CTS.31.71.650	Break-in Crossover Cavern	1	06-Jan-17	06-Jan-17	-208						Break-in Crossover Cavern																			
CTS.31.71.660	Excavate & Construct Left Sidewall & Headwall 268 Lf	55	09-Jan-17	24-Mar-17	-208						■ Excavate & Construct Left Sidewall & Headwall 268 Lf																			
CTS.31.71.670	Excavate & Construct Right Sidewall & Headwall 268 Lf	55	11-Jan-17	28-Mar-17	-208						■ Excavate & Construct Right Sidewall & Headwall 268 Lf																			
CTS.31.71.680	Install Temporary Support Struts	10	29-Mar-17	11-Apr-17	-208						■ Install Temporary Support Struts																			
CTS.31.71.690	Install Ramp For Center Drift	2	12-Apr-17	13-Apr-17	-208						■ Install Ramp For Center Drift																			
CTS.31.71.700	Excavate & Support Center Drift	35	14-Apr-17	02-Jun-17	-208						■ Excavate & Support Center Drift																			
CTS.31.71.710	Remove Crossover Excavation Ramp	2	05-Jun-17	06-Jun-17	-208						■ Remove Crossover Excavation Ramp																			
CTS.31.71.720	Excavate & Support Center Bench - Crossover	10	07-Jun-17	20-Jun-17	-208						■ Excavate & Support Center Bench - Crossover																			
CTS.31.71.730	Excavate & Construct Invert - Crossover	7	21-Jun-17	29-Jun-17	-208						■ Excavate & Construct Invert - Crossover																			
CTS.31.50.310	CTS_CN Install Temp Level 5 Struts & Wales & Preload Col 4.0-11.0	8	30-Jun-17	12-Jul-17	-208						■ CTS_CN Install Temp Level 5 Struts & Wales & Preload Col 4.0-11.0																			
CTS.31.20.320	Excavate to 4' Below Level 6 Struts EL 7.5' Col 4.0-11.0	9	10-Jul-17	20-Jul-17	-208						■ Excavate to 4' Below Level 6 Struts EL 7.5' Col 4.0-11.0																			
CTS.31.50.330	Install Temp Level 6 Struts & Wales & Preload	10	13-Jul-17	26-Jul-17	-208						■ Install Temp Level 6 Struts & Wales & Preload																			
CTS.31.20.335	Excavate to 3' Below Level 7 Struts EL -7.5 Col 4.0-11.0	15	20-Jul-17	09-Aug-17	-208						■ Excavate to 3' Below Level 7 Struts EL -7.5 Col 4.0-11.0																			
CTS.31.50.370	Install Temp Level 7 Struts & Wales & Preload	10	31-Jul-17	11-Aug-17	-208						■ Install Temp Level 7 Struts & Wales & Preload																			
CTS.31.20.380	Excavate Headhouse to Invert Slab EL -18.67	8	14-Aug-17	23-Aug-17	-208						■ Excavate Headhouse to Invert Slab EL -18.67																			
CTS.31.20.010	Prep Invert Slab, Install Ground Mat, Gravel, Mud Slab	5	24-Aug-17	30-Aug-17	-208						■ Prep Invert Slab, Install Ground Mat, Gravel, Mud Slab																			
CTS.07.13.320	Install Waterproofing - Invert Slab	5	31-Aug-17	07-Sep-17	-208						■ Install Waterproofing - Invert Slab																			
CTS.03.53.028	CTS_UP - FRP Topping Concrete @ Base Slab - Head House	1	08-Sep-17	08-Sep-17	-208						■ CTS_UP - FRP Topping Concrete @ Base Slab - Head House																			
CTS.03.30.030	Form/Rebar/Pour - Invert Slab (Head House)	15	11-Sep-17	29-Sep-17	-208						■ Form/Rebar/Pour - Invert Slab (Head House)																			
CTS.03.30.035	Form/Rebar/Pour/Strip - Columns & Walls Invert Slab to Platform Level	10	02-Oct-17	13-Oct-17	-208						■ Form/Rebar/Pour/Strip - Columns & Walls Invert Slab to Platform Level																			
CTS.03.11.040	Install Falsework - For Platform Level Slab	10	09-Oct-17	20-Oct-17	-208						■ Install Falsework - For Platform Level Slab																			
CTS.03.30.050	Form/Rebar/Pour - Platform Level Slab - Headhouse	15	16-Oct-17	03-Nov-17	-208						■ Form/Rebar/Pour - Platform Level Slab - Headhouse																			
CTS.03.30.060	Concrete Cure/Strip - Platform Level Slab	5	06-Nov-17	13-Nov-17	-208						■ Concrete Cure/Strip - Platform Level Slab																			
CTS.31.50.110	CTS_CN Remove Level 5 Struts & Wales	5	14-Nov-17	20-Nov-17	-208						■ CTS_CN Remove Level 5 Struts & Wales																			
CTS.03.30.065	Form/Rebar/Pour/Strip - Columns Platform Slab to Concourse Level (3 ea)	5	21-Nov-17	29-Nov-17	-208						■ Form/Rebar/Pour/Strip - Columns Platform Slab to Concourse Level (3 ea)																			
CTS.03.11.080	CTS_CN Install Falsework - For Headhouse Concourse Level Slab	10	30-Nov-17	13-Dec-17	-208						■ CTS_CN Install Falsework - For Headhouse Concourse Level Slab																			
CTS.03.30.095	CTS_CN Form/Rebar/Pour - Headhouse Concourse Level Slab	15	11-Dec-17	01-Jan-18	-208						■ CTS_CN Form/Rebar/Pour - Headhouse Concourse Level Slab																			
CTS.03.30.075	CTS_CN Form/Rebar/Pour/Strip - Columns Concourse Slab to Intermediate Le	5	02-Jan-18	08-Jan-18	-208						■ CTS_CN Form/Rebar/Pour/Strip - Columns Concourse Slab to Intermed																			
CTS.03.11.120	Install Falsework - For Intermediate Level Slab	10	09-Jan-18	22-Jan-18	-208						■ Install Falsework - For Intermediate Level Slab																			
CTS.03.30.130	Form/Rebar/Pour - Intermediate Level Slab	10	12-Jan-18	25-Jan-18	-208						■ Form/Rebar/Pour - Intermediate Level Slab																			
CTS.03.30.085	Form/Rebar/Pour/Strip - Columns Intermediate Slab to Lower Mezz Level	5	26-Jan-18	01-Feb-18	-208						■ Form/Rebar/Pour/Strip - Columns Intermediate Slab to Lower Mezz L																			
CTS.03.11.160	CTS_LM Install Falsework - For Lower Mezz Level Slab	10	02-Feb-18	15-Feb-18	-208						■ CTS_LM Install Falsework - For Lower Mezz Level Slab																			
CTS.03.30.170	CTS_LM Form/Rebar/Pour - Lower Mezz Level Slab	15	07-Feb-18	27-Feb-18	-208						■ CTS_LM Form/Rebar/Pour - Lower Mezz Level Slab																			
CTS.03.30.185	CTS_LM Concrete Cure - Lower Mezz Level Slab	5	28-Feb-18	06-Mar-18	-208						■ CTS_LM Concrete Cure - Lower Mezz Level Slab																			
CTS.04.22.017	CTS_CN - Build - CMU Partition Walls - Head House Concourse Level	15	07-Mar-18	27-Mar-18	-208						■ CTS_CN - Build - CMU Partition Walls - Head House Concourse Le																			
CTS.23.31.666	CTS_PL 18 - Main Elect Rm: Install - HVAC: Ductwork	10	28-Mar-18	10-Apr-18	-208						■ CTS_PL 18 - Main Elect Rm: Install - HVAC: Ductwork																			
CTS.26.11.125	CTS_PL 18 - Main Elect Rm: Install - Elect Substation & Switchboard DS2	10	11-Apr-18	24-Apr-18	-208						■ CTS_PL 18 - Main Elect Rm: Install - Elect Substation & Switchb																			
CTS.26.11.140	CTS_PL 18 - Main Elect Rm: Install - Elect Substation & Switchboard DS1	10	25-Apr-18	08-May-18	-208						■ CTS_PL 18 - Main Elect Rm: Install - Elect Substation & Switch																			
CTS.26.11.135	CTS_PL 18 - Main Elect Rm: Install - Elect Substation & SWGR SG2	10	09-May-18	22-May-18	-208						■ CTS_PL 18 - Main Elect Rm: Install - Elect Substation & SWGR																			
CTS.26.11.145	CTS_PL 18 - Main Elect Rm: Install - Elect Substation & SWGR SG1	10	23-May-18	05-Jun-18	-208						■ CTS_PL 18 - Main Elect Rm: Install - Elect Substation & SWGR																			
CTS.26.11.165	CTS_PL 18 - Main Elect Rm: Install Conduit From Pull Boxes PB1 & PB2 to Su	7	06-Jun-18	14-Jun-18	-208						■ CTS_PL 18 - Main Elect Rm: Install Conduit From Pull Boxes																			
CTS.26.11.195	CTS_PL 18 - Main Elect Rm: Install Conduit Substations SG1 & SG2 To Substat	6	15-Jun-18	22-Jun-18	-208						■ CTS_PL 18 - Main Elect Rm: Install Conduit Substations SG1																			
CTS.26.11.205	CTS_PL 18 - Main Elect Rm: Install Conduit Substations SG1 & SG2 To A/C TPSS	5	25-Jun-18	29-Jun-18	-208						■ CTS_PL 18 - Main Elect Rm: Install Conduit Substations SG1																			
CTS.26.11.235	CTS_PL 18 - Main Elect Rm: Pull & Terminate Power Cable Substations SG1 Tr	5	02-Jul-18	06-Jul-18	-208						■ CTS_PL 18 - Main Elect Rm: Pull & Terminate Power Cable S																			
CTS.26.11.900	CTS_PL 18 - Main Elect Rm: Energize Main Substation SG1 & SG2	5	09-Jul-18	13-Jul-18	-208						■ CTS_PL 18 - Main Elect Rm: Energize Main Substation SG1																			
CTS.26.11.905	CTS_PL 18 - Main Elect Rm: Energize Substation DS1 & DS2	5	16-Jul-18	20-Jul-18	-208						■ CTS_PL 18 - Main Elect Rm: Energize Substation DS1 & DS																			
CTS.34.21.915	CTS_PL 18 - Main Elect Rm: Energize A/C TPSS Equipment	5	16-Jul-18	20-Jul-18	-208						■ CTS_PL 18 - Main Elect Rm: Energize A/C TPSS Equipment																			
CTS.26.24.990	CTS_UP_02 - Equip Corridor- Energize - 5kV Switchgear "SG-TV"	1	23-Jul-18	23-Jul-18	-208						■ CTS_UP_02 - Equip Corridor- Energize - 5kV Switchgear "S																			

Activity ID	Activity Name	Original Duration	Start	Finish	Total Float	2016				2017				2018				2019				2020		2021		
						Q4	Q1	Q2	Q3	Q4	Q1	Q2	Q3	Q4	Q1	Q2	Q3	Q4	Q1	Q2	Q3	Q4	Q1	Q2		
CTS.34.21.935	CTS_PL 18 - Main Elect Rm: Energize DC TPSS Equipment	5	23-Jul-18	27-Jul-18	-208																					
CTS.26.24.10	CTS_UP_02 - Equip Corridor Energize MCC - Emergency Ventilation	1	24-Jul-18	24-Jul-18	-208																					
CTS.23.88.10	CTS_UP 04 - Emerg Fan Rm: Start-Up & Test Tunnel Ventilation Fans	3	25-Jul-18	27-Jul-18	-208																					
Construction STS P-1256		88	30-Jul-18	28-Nov-18	-208																					
STS.34.42.425	Startup & Testing - Tunnel & ATSC Systems	84	30-Jul-18	22-Nov-18	-208																					
STS.34.42.26	STS- Weather Allowance for 2018- 4 days	4	23-Nov-18	28-Nov-18	-208																					
Project Start Up		115	28-Nov-18	15-May-19	-97																					
STU1010	S&S Certification / Pre-Revenue Activities	115	28-Nov-18	15-May-19	-97																					
BUF0018	Muni Float	0	15-May-19	15-May-19	-97																					

Activity Name	Original Duration	Start	Finish	2012				2013				2014				2015				2016				2017				2018				2019			
				Q1	Q2	Q3	Q4	Q1	Q2	Q3	Q4	Q1	Q2	Q3	Q4	Q1	Q2	Q3	Q4	Q1	Q2	Q3	Q4	Q1	Q2	Q3	Q4	Q1	Q2	Q3	Q4	Q1	Q2	Q3	Q4
CENTRAL SUBWAY PROJECT	2022	08-Jun-11 A	26-Feb-19																																
Construction Phase	2022	08-Jun-11 A	26-Feb-19																																
Construction Tunnels CN-1252	1799	08-Jun-11 A	15-May-15 A																																
1252 Tunnel Contract BIH	1799	08-Jun-11 A	15-May-15 A																																
Contract Milestones	1437	08-Jun-11 A	15-May-15 A																																
General Conditions	1752	01-Aug-11 A	15-May-15 A																																
4th & Bryant St TBM Launch Box Construction	686	30-Mar-12 A	02-Jun-14 A																																
Moscone Station Headwalls	430	14-May-12 A	20-Sep-13 A																																
UMS Station Headwalls	425	24-Jul-12 A	22-Nov-13 A																																
UMS - Remove Geary to Ellis OCS	5	24-Jul-12 A	26-Jul-12 A																																
UMS - Setup Traffic Control for Headwall Construction	1	30-Jul-12 A	30-Jul-12 A																																
North Headwall	237	27-Feb-13 A	22-Nov-13 A																																
South Headwall	404	31-Jul-12 A	22-Nov-13 A																																
4th St and Market Compensation Grouting	707	28-Jan-13 A	30-Apr-15 A																																
Southbound Tunneling	451	27-Apr-13 A	13-Oct-14 A																																
Ellis St Compensation Grouting	561	31-Jul-12 A	09-May-14 A																																
Green St Compensation Grouting	320	05-Aug-13 A	30-Jun-14 A																																
Retrieval Shaft	1070	31-Oct-11 A	20-Mar-15 A																																
Cross Passage 1-5	339	22-Mar-14 A	16-Apr-15 A																																
Cross Passage 1	79	14-Jun-14 A	13-Sep-14 A																																
Cross Passage 2	105	10-May-14 A	09-Sep-14 A																																
Cross Passage 3	127	31-Mar-14 A	28-Aug-14 A																																
Cross Passage 4	114	22-Mar-14 A	31-Jul-14 A																																
Cross Passage 5	277	31-May-14 A	16-Apr-15 A																																
Portal Structure	196	02-Sep-14 A	15-Apr-15 A																																
Contract Close Out	307	03-Mar-14 A	15-May-15 A																																
Construction CN-1300	1512	03-Jun-13 A	26-Feb-19																																
CN- 1300 Milestone	1430	17-Jun-13 A	26-Feb-19																																
Construction UMS Station P-1253	1388	17-Jun-13 A	29-Nov-18																																
Construction CTS Station P-1254R	1372	17-Jun-13 A	29-Nov-18																																
Construction YBM Station P-1255	1512	10-Jun-13 A	29-Nov-18																																
Construction STS P-1256	1440	03-Jun-13 A	11-Feb-19																																

Activity ID	Activity Name	Original Duration	Start	Finish	Total Float	2016			2017				2018				2019				2020			2021			
						Q4	Q1	Q2	Q3	Q4	Q1	Q2	Q3	Q4	Q1	Q2	Q3	Q4	Q1	Q2	Q3	Q4	Q1	Q2	Q3	Q4	Q1
Program Level Milestones						1722	31-Aug-16	19-May-21	0																		
No 13-Disp						1722	31-Aug-16	19-May-21	0																		
MS0005	50% through Construction Project - Milestone #5	0		31-Aug-16*	847																						
HidPt4	Stations to Platform Level	0		18-Nov-16*	412																						
MS0006	75% through Construction - Project Milestone #6	0		01-Jan-18*	359																						
MS0007	90% through Construction - Project Milestone #7	0		01-Jun-18*	208																						
STU1030	Accept CSP Funded LRVs	0		28-Nov-18	18																						
HidPt5	Systems Complete	0		28-Nov-18	-97																						
MS0008	Construction Complete	0		26-Feb-19	-62																						
MS0019	Baseline Finish Date: 12-26-2018	0		15-May-19*	-97																						
MS0009	CSP Revenue Service Date	0		15-May-19*	-97																						
MS0010	Grant Closeout - CSP Complete	0		19-May-21	0																						
Light Rail Vehicles						1317	30-Jun-15 A	05-Feb-19	-41																		
Real Estate						2154	01-Dec-08 A	30-Nov-15	659																		
Tenant Relocation (933 Stockton)						1432	01-Aug-10 A	30-Nov-15	955																		
Construction Support and Costs						5314	04-Jan-10 A	26-Feb-19	813																		
SF Arts Commission (SFAC)						1807	04-Jan-10 A	18-Mar-19	-55																		
Fare Collection						1709	28-Sep-14 A	02-Jul-19	687																		
1252 Contingency, Interfaces, & Buffer Float						306	05-Sep-14 A	01-Dec-15	1996																		
CN- 1300 Milestone						1430	17-Jun-13 A	26-Feb-19	561																		
Administrative / Milestones						2081	17-Jun-13 A	26-Feb-19	-291																		
DUR	Construction Duration - 1,700 Calendar Days	1700	17-Jun-13 A	28-Nov-18	-291																						
MS-10	Substantial Completion - 1,700 Calendar Days (SP-4.B)	0		28-Nov-18*	-291																						
C.Punch	Closeout Punchlist/Remaining Work	90	29-Nov-18	26-Feb-19	-291																						
MS-20	Final Completion - 1,790 Calendar Days (SP-4C)	0		26-Feb-19*	-291																						
No 13-Disp						1430	17-Jun-13 A	26-Feb-19	561																		
Construction UMS Station P-1253						1136	17-Jun-13 A	29-Nov-18	619																		
Administrative / Milestones						928	17-Jun-13 A	26-Mar-18	-31																		
Preconstruction						980	10-Apr-14 A	28-Nov-18	-208																		
Engineering & Procurement						889	14-Oct-13 A	28-May-17	200																		
Site Work / Utility Relocation						644	16-Mar-15 A	05-Jul-18	-66																		
Drilled Shafts/Jet Grouting						347	05-Jun-15 A	22-Nov-16	2																		
Compensation Grouting						283	05-Jun-15 A	24-Aug-16	13																		
Demolition						337	20-May-15 A	10-Aug-16	-110																		
Roof Deck Excavation,Construction,Restoration						591	15-Jun-15 A	02-Jan-18	0																		
Excavation & Support						361	23-Mar-15 A	14-Feb-17	28																		
Concrete/Shotcrete						577	31-Aug-15 A	07-Feb-18	-23																		
Structural Steel						394	07-Jun-16	08-Dec-17	-84																		
Masonry						420	19-Aug-16	29-Mar-18	-114																		
Mechanical						636	16-Nov-15 A	28-Jun-18	-109																		
Electrical						535	13-Oct-14 A	13-Sep-18	-154																		
Electrical - Transportation						343	02-Feb-17	06-Jun-18	-104																		

Activity ID	Activity Name	Original Duration	Start	Finish	Total Float	2016												2017				2018				2019				2020			2021		
						Q4	Q1	Q2	Q3	Q4	Q1	Q2	Q3	Q4	Q1	Q2	Q3	Q4	Q1	Q2	Q3	Q4	Q1	Q2	Q3	Q4	Q1	Q2	Q3	Q4	Q1	Q2	Q3		
Architectural Finishes						[Gantt bars for Architectural Finishes]																													
Conveyances						[Gantt bars for Conveyances]																													
Stairs						[Gantt bars for Stairs]																													
Startup & Testing						[Gantt bars for Startup & Testing]																													
No 13-Disp						[Gantt bars for No 13-Disp]																													
Construction CTS Station P-1254R						[Gantt bars for Construction CTS Station P-1254R]																													
Administrative / Milestones						[Gantt bars for Administrative / Milestones]																													
Preconstruction						[Gantt bars for Preconstruction]																													
Site Work / Utility Relocation						[Gantt bars for Site Work / Utility Relocation]																													
Demolition						[Gantt bars for Demolition]																													
Excavation & Support						[Gantt bars for Excavation & Support]																													
CTS.31.50.190	Install Temp Level 3 Struts & Wales & Preload Col 4-11	8	16-Nov-15 A	03-Dec-15	-160	Install Temp Level 3 Struts & Wales & Preload Col 4-11																													
CTS.31.20.200	Excavate to 4' Below Temp Level 4 Struts Col 1.0-4.0	6	30-Nov-15	07-Dec-15	-160	Excavate to 4' Below Temp Level 4 Struts Col 1.0-4.0																													
CTS.31.50.191	Install Temp Level 3 Struts & Wales & Preload Col 1-3	5	08-Dec-15	14-Dec-15	-208	Install Temp Level 3 Struts & Wales & Preload Col 1-3																													
CTS.31.20.175	Excavate Below Temp Level 5.0 Struts +/-8kcy Col. 1.0-4.0	5	27-Jan-16	02-Feb-16	-208	Excavate Below Temp Level 5.0 Struts +/-8kcy Col. 1.0-4.0																													
CTS.31.20.390	Excavate Below Temp Level 4.0 Struts +/-8kcy Col. 4.0-11.0	12	03-Feb-16	18-Feb-16	-208	Excavate Below Temp Level 4.0 Struts +/-8kcy Col. 4.0-11.0																													
CTS.31.50.900	CTS_CN Install Temp Level 4.0 Struts & Wales & Preload Col. 4.0-11.0	8	15-Feb-16	24-Feb-16	-208	CTS_CN Install Temp Level 4.0 Struts & Wales & Preload Col. 4.0-11.0																													
CTS.31.50.255	CTS_CN Install Temp Level 4.0 Struts & Wales & Preload Col. 1.0-4.0	5	24-Feb-16	01-Mar-16	-207	CTS_CN Install Temp Level 4.0 Struts & Wales & Preload Col. 1.0-4.0																													
CTS.31.20.400	ExcavateTo Temp Level 5.0 Struts +/-8kcy Col. 4.0-11.0	11	25-Feb-16	10-Mar-16	-208	ExcavateTo Temp Level 5.0 Struts +/-8kcy Col. 4.0-11.0																													
CTS.31.43.140	CTS_ Compensation Grouting - As Required	10	24-Mar-16	06-Apr-16	467	CTS_ Compensation Grouting - As Required																													
CTS.31.50.310	CTS_CN Install Temp Level 5 Struts & Wales & Preload Col 4.0-11.0	8	30-Jun-17	12-Jul-17	-208	CTS_CN Install Temp Level 5 Struts & Wales & Preload Col 4.0-11.0																													
CTS.31.20.320	Excavate to 4' Below Level 6 Struts EL 7.5' Col 4.0-11.0	9	10-Jul-17	20-Jul-17	-208	Excavate to 4' Below Level 6 Struts EL 7.5' Col 4.0-11.0																													
CTS.31.50.330	Install Temp Level 6 Struts & Wales & Preload	10	13-Jul-17	26-Jul-17	-208	Install Temp Level 6 Struts & Wales & Preload																													
CTS.31.20.335	Excavate to 3' Below Level 7 Struts EL -7.5 Col 4.0-11.0	15	20-Jul-17	09-Aug-17	-208	Excavate to 3' Below Level 7 Struts EL -7.5 Col 4.0-11.0																													
CTS.31.50.370	Install Temp Level 7 Struts & Wales & Preload	10	31-Jul-17	11-Aug-17	-208	Install Temp Level 7 Struts & Wales & Preload																													
CTS.31.20.380	Excavate Headhouse to Invert Slab EL -18.67	8	14-Aug-17	23-Aug-17	-208	Excavate Headhouse to Invert Slab EL -18.67																													
CTS.31.50.110	CTS_CN Remove Level 5 Struts & Wales	5	14-Nov-17	20-Nov-17	-208	CTS_CN Remove Level 5 Struts & Wales																													
CTS.31.50.070	Remove Level 6 & 7 Struts & Wales	5	14-Nov-17	20-Nov-17	-203	Remove Level 6 & 7 Struts & Wales																													
CTS.31.50.150	CTS_CN Remove Level 4 Struts & Wales	5	09-Jan-18	15-Jan-18	-166	CTS_CN Remove Level 4 Struts & Wales																													
CTS.31.50.195	Remove Level 3 Struts & Wales	5	07-Mar-18	13-Mar-18	-202	Remove Level 3 Struts & Wales																													
CTS.31.50.235	Remove Level 2 Struts & Wales	5	14-Mar-18	20-Mar-18	-192	Remove Level 2 Struts & Wales																													
CTS.31.50.240	Remove Level 1 Struts & Wales	5	09-Apr-18	13-Apr-18	-203	Remove Level 1 Struts & Wales																													
Tunnel / Cavern Mining						[Gantt bars for Tunnel / Cavern Mining]																													
Cavern Lining						[Gantt bars for Cavern Lining]																													
Concrete/Shotcrete						[Gantt bars for Concrete/Shotcrete]																													
Structural Steel						[Gantt bars for Structural Steel]																													
Masonry						[Gantt bars for Masonry]																													
Mechanical						[Gantt bars for Mechanical]																													
Misc Metal						[Gantt bars for Misc Metal]																													
Electrical						[Gantt bars for Electrical]																													
Electrical - Transportation						[Gantt bars for Electrical - Transportation]																													
Architectural Finishes						[Gantt bars for Architectural Finishes]																													
Conveyances						[Gantt bars for Conveyances]																													
Startup & Testing						[Gantt bars for Startup & Testing]																													
No 13-Disp						[Gantt bars for No 13-Disp]																													

Activity ID	Activity Name	Original Duration	Start	Finish	Total Float	2016		2017				2018				2019				2020				2021								
						Q4	Q1	Q2	Q3	Q4	Q1	Q2	Q3	Q4	Q1	Q2	Q3	Q4	Q1	Q2	Q3	Q4	Q1	Q2	Q3	Q4	Q1	Q2	Q3			
Construction YBM Station P-1255						1512	17-Jun-13 A	29-Nov-18	619																							
Administrative / Milestones						927	17-Jun-13 A	12-Mar-18	-21																							
Preconstruction						1566	02-May-14 A	28-Nov-18	-208																							
Excavation & Support						809	13-Mar-14 A	31-Jan-18	-18																							
Concrete/Shotcrete						579	18-Nov-15 A	12-Mar-18	-36																							
Mechanical						5	03-May-17	10-May-17	97																							
Electrical						414	21-Jun-16	22-Jan-18	-50																							
Electrical - Transportation						348	16-Jun-16	17-Oct-17	19																							
Conveyances						238	05-Apr-17	14-Mar-18	-84																							
Startup & Testing						61	23-Mar-18	18-Jun-18	-91																							
No 13-Disp						1512	09-Sep-13 A	29-Nov-18	619																							
Construction STS P-1256						1298	17-Jun-13 A	11-Feb-19	571																							
Administrative / Milestones						900	17-Jun-13 A	01-Dec-17	49																							
Preconstruction						892	07-Jan-14 A	28-Nov-18	-208																							
Engineering & Procurement						260	03-Apr-15 A	01-Apr-16	757																							
Site Work / Utility Relocation						336	08-Sep-14 A	28-Sep-16	-14																							
Concrete/Shotcrete						70	24-Aug-16	10-Jan-17	220																							
Tunnel Concrete						488	02-Jun-16	04-May-18	-60																							
Structural Steel						15	05-Apr-17	25-Apr-17	23																							
Electrical						275	02-Jun-17	29-Jun-18	-144																							
Electrical - Transportation						15	15-Feb-18	07-Mar-18	-133																							
Trackwork						596	15-Nov-15 A	22-Mar-18	-29																							
Track System Work						956	22-Dec-14 A	11-Feb-19	-196																							
Startup & Testing						88	30-Jul-18	28-Nov-18	-208																							
STS.34.42.425	Startup & Testing - Tunnel & ATSC Systems	84	30-Jul-18	22-Nov-18	-208																											
STS.34.42.2650	STS- Weather Allowance for 2018- 4 days	4	23-Nov-18	28-Nov-18	-208																											
No 13-Disp						1298	17-Oct-13 A	29-Nov-18	619																							
Project Start Up						115	28-Nov-18	15-May-19	-97																							
No 13-Disp						115	28-Nov-18	15-May-19	-97																							
STU1010	S&S Certification / Pre-Revenue Activities	115	28-Nov-18	15-May-19	-97																											
BUF0018	Muni Float	0	15-May-19	15-May-19	-97																											
Unallocated Contingency						115	28-Nov-18	15-May-19	-97																							
Project Management						505	15-May-19	19-May-21	0																							

Appendix C

PROJECT SCOPE AND FUNDING OVERVIEW

Project Overview


The Central Subway Project will construct a modern, efficient light-rail line that will improve public transit in San Francisco. This new 1.7-mile extension of Muni's T Third Line will provide direct connections to major retail, sporting and cultural venues while efficiently transporting people to jobs, educational opportunities and other amenities throughout the city.

The Central Subway Project is Phase 2 of the San Francisco Municipal Transportation Agency's (SFMTA) Third Street Light Rail Transit Project. Phase 1 of the project constructed a 5.1-mile light-rail line along the densely populated 3rd Street corridor. It began revenue service in April 2007, restoring light-rail service to a high transit-ridership area of San Francisco for the first time in 50 years.

The Central Subway Project will extend the T Third Line from the 4th Street Caltrain Station to Chinatown, providing a direct, rapid transit link from the Bayshore and Mission Bay areas to SoMa, Union Square and downtown.

Four new stations will be built along the 1.7-mile project alignment—an above-ground station at 4th and Brannan streets and three underground stations at Moscone Center, Union Square and Chinatown.

The Central Subway will run through the burgeoning technology and digital-media hub in SoMa, where dozens of companies have taken up residence along the 4th Street corridor. Increased



Project Overview - continued

transit options will attract new employers – the Central Subway makes travel more convenient throughout the corridor and improves connections to downtown, local and regional rail and the Muni bus system.

The Central Subway Project will contribute to San Francisco’s economic competitiveness and help secure the city’s status of a regional, national and global hub. It will provide a pollution-free transit option that will reduce the environmental impact of transportation in the city, save natural resources, reduce traffic congestion and improve public transit for thousands of San Franciscans.

Funding Overview

The Central Subway Project is funded by the federal government, the State of California, the Metropolitan Transportation Commission, the San Francisco County Transportation Authority (SFCTA) and the City and County of San Francisco.

The majority of funding for the Central Subway Project is expected to be provided by the Federal Transit Administration’s (FTA) New Starts program, with a total commitment over the life of the project of \$942.2 million. To date, \$41 million in Department of Transportation Congestion Mitigation and Air Quality Improvement Program funds have been committed and expended.

With the addition in the December 2013 MPR of work to relocate the retrieval site for two tunnel boring machines (TBMs), the SFMTA’s baseline budget for the Central Subway Project is \$1.588 billion. In total, about half of the Third Street Light Rail Transit Project’s funding is from federal sources, with the remaining half from state and local sources. This is in line with the expectations of the FTA for New Starts-financed programs.

The table below summarizes the local, state and federal fund sources for both phases of the T Third Line including with the addition of the retrieval shaft to the Phase 2 totals.

	T Third (Phase 1)	Central Subway (Phase 2 + Retrieval Shaft Relocation)	Total (Phase 1 + Phase 2 + Retrieval Shaft Relocation)	Percentage of Total
Federal	\$123.380	\$983.225	\$1,106.605	49.5%
State	\$160.700	\$471.100	\$631.800	28.2%
Local	\$364.380	\$133.675	\$498.055	22.3%
Total	\$648.460	\$1,588.000	\$2,236.460	100.0%

All amounts in millions of dollars

The six charts that follow summarize use of fund sources by phase and with the addition of the retrieval shaft relocation additional budget and funding:

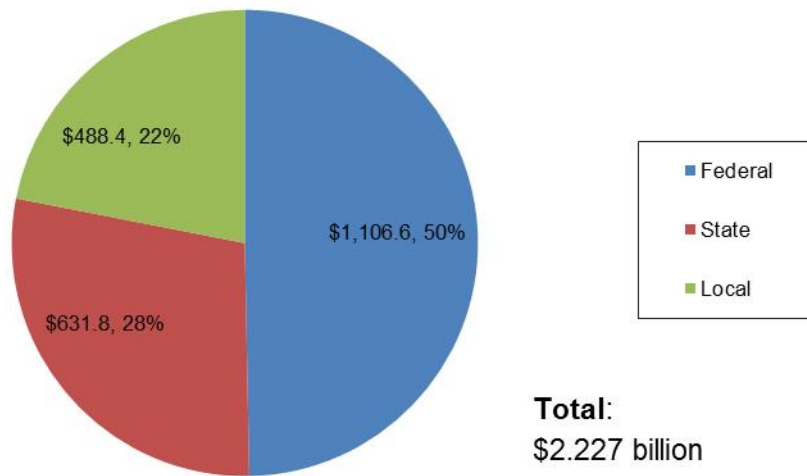
- Phase 1 + Phase 2 of the T Third Line federal, state and local funding percentages previous to the addition of the retrieval shaft relocation budget and funding in December 2013.

Funding Overview - continued

- Phase 2 Central Subway Project only total funding source percentages previous to the addition of the retrieval shaft relocation budget and funding.
- Phase 2 Central Subway Project only detail of the six State and Local funding sources previous to the addition of the retrieval shaft relocation.
- The next three charts that follow are the above three data sets above with the retrieval shaft relocation budget and funding added to the overall presentation.

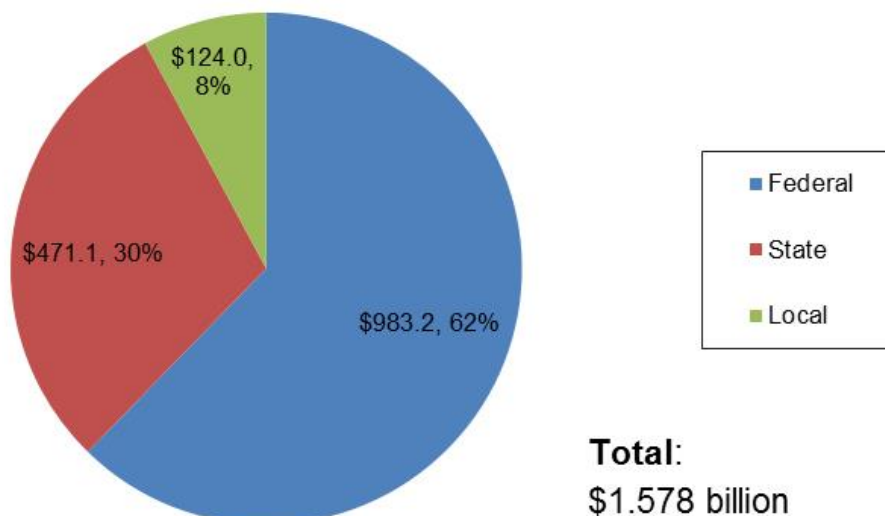
Third Street Light Rail Transit Project Funding

Phase 1 + Phase 2
(\$ in millions)



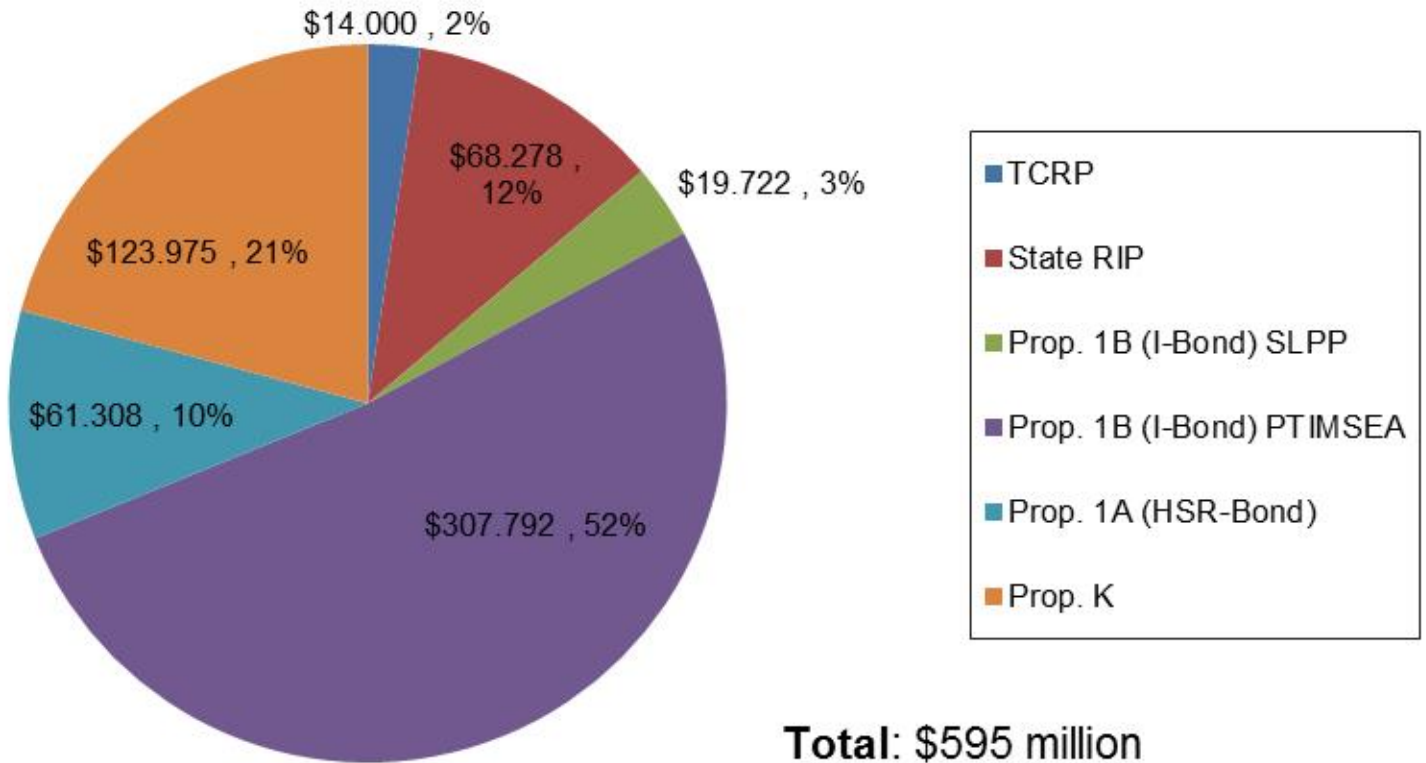
Central Subway Project Funding

Phase 2
(\$ in millions)



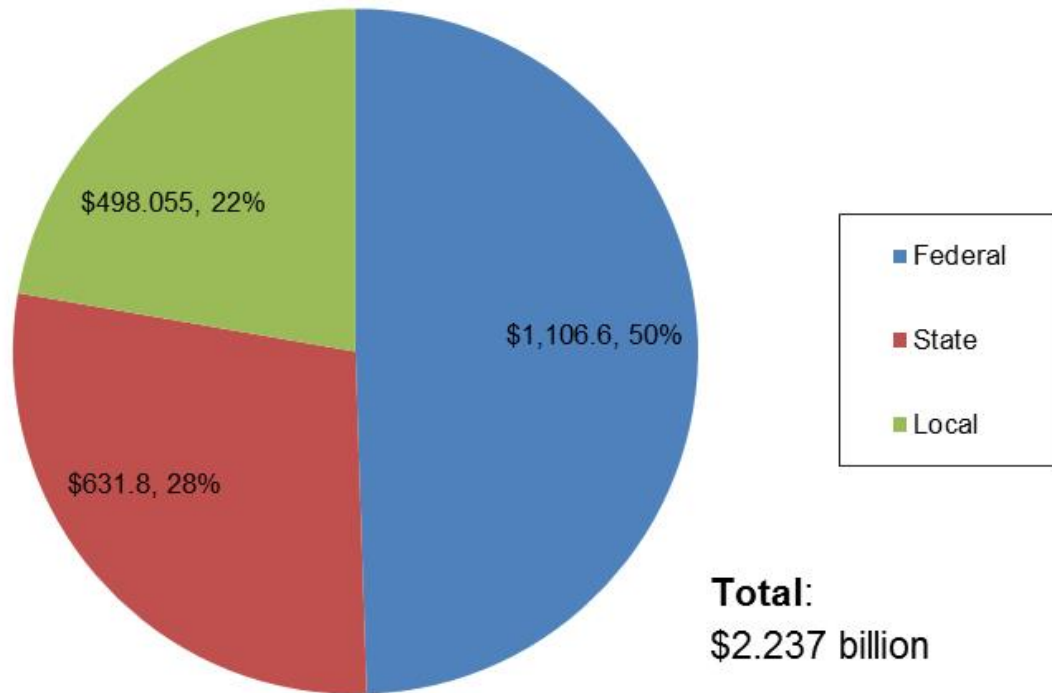
State and Local Funding

Phase 2
(\$ in millions)



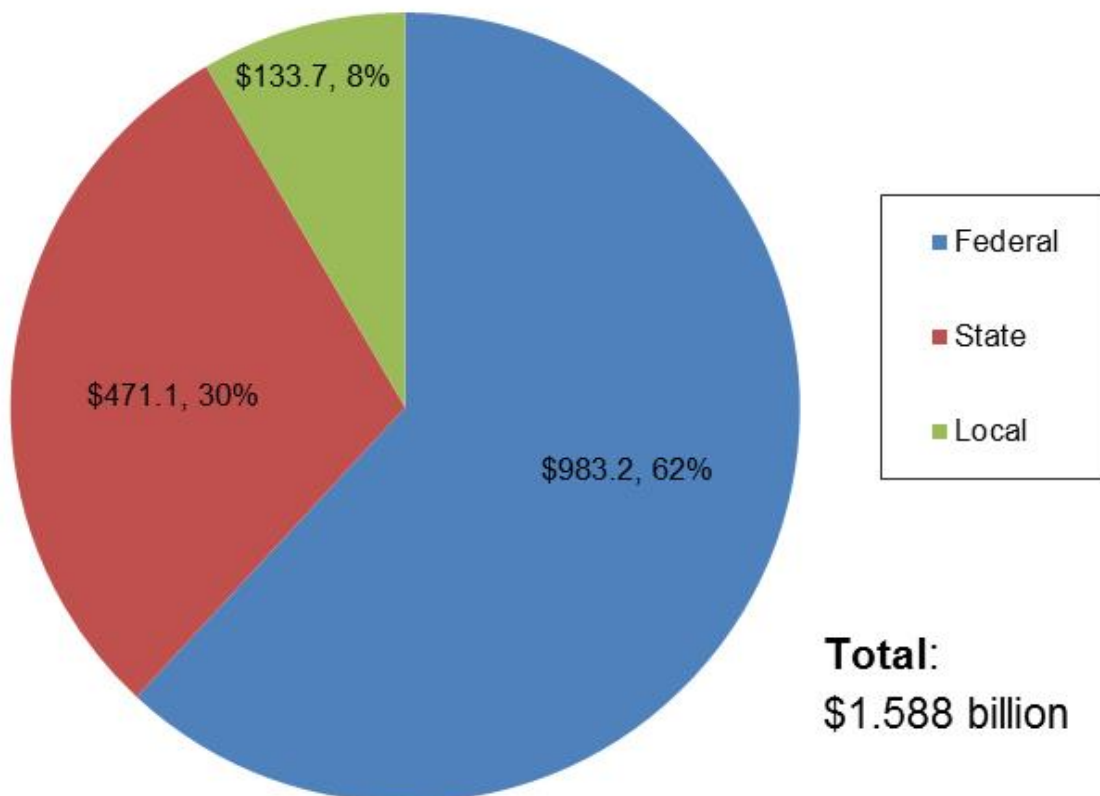
Third Street Light Rail Transit Project Funding

Phase 1 + Phase 2 + Retrieval Shaft Relocation
(\$ in millions)

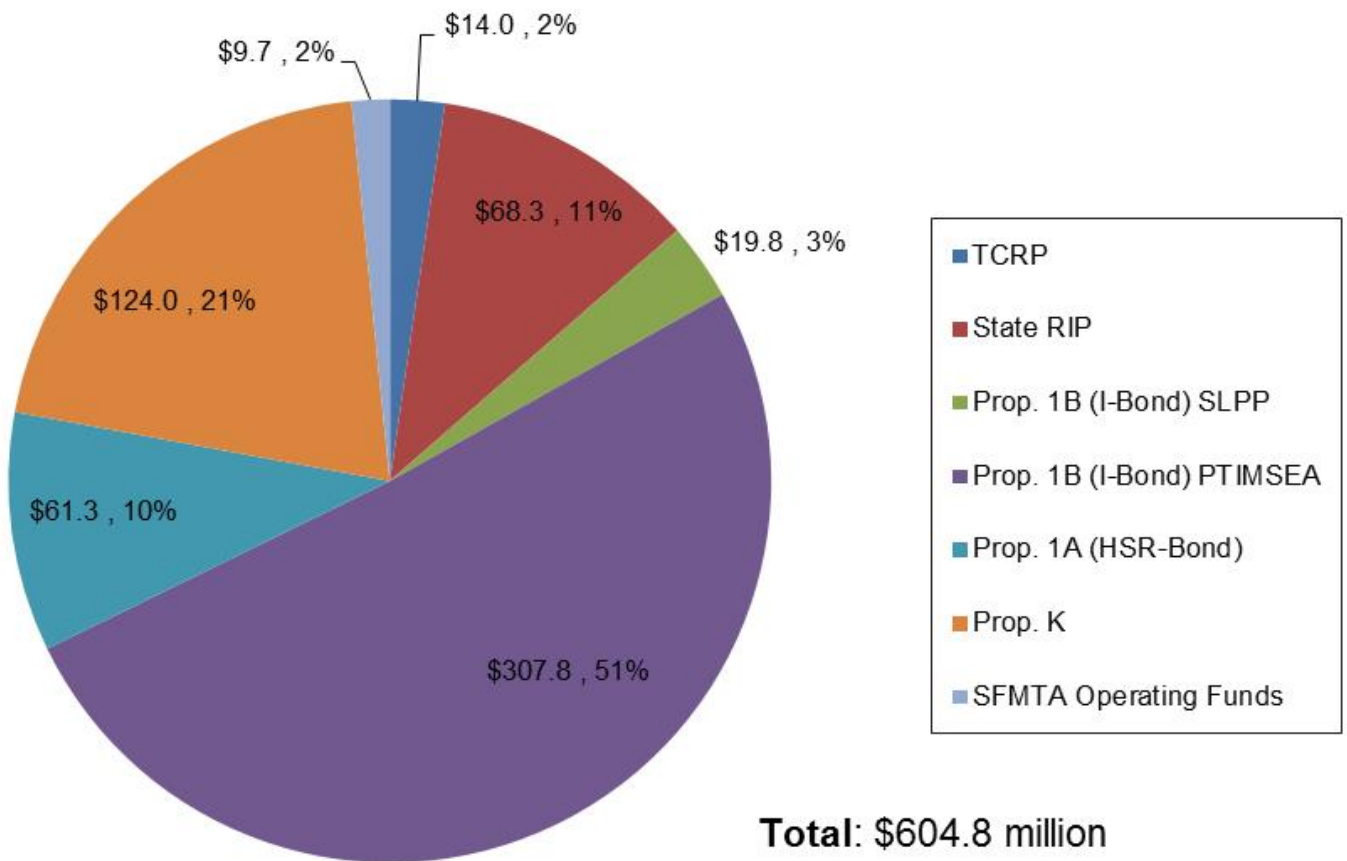


Central Subway Project Funding

Phase 2 + Retrieval Shaft Relocation
(\$ in millions)



State and Local Funding Phase 2 + Retrieval Shaft Relocation (\$ in millions)



Appendix D

COMPLETED CONTRACTS

Moscone Station and Portal Utility Relocation

Contract 1250

Contractor: Synergy Project Management, Inc.

Budget/Expenditures

Category	Amount
Original Budget	\$11,227,316
Expenditures Final	\$11,968,150
Utility Reimbursements	(\$2,275,419)
Final Program Cost	\$9,692,731
Budget Impact (Underrun)	(\$1,534,585)

Contract Details

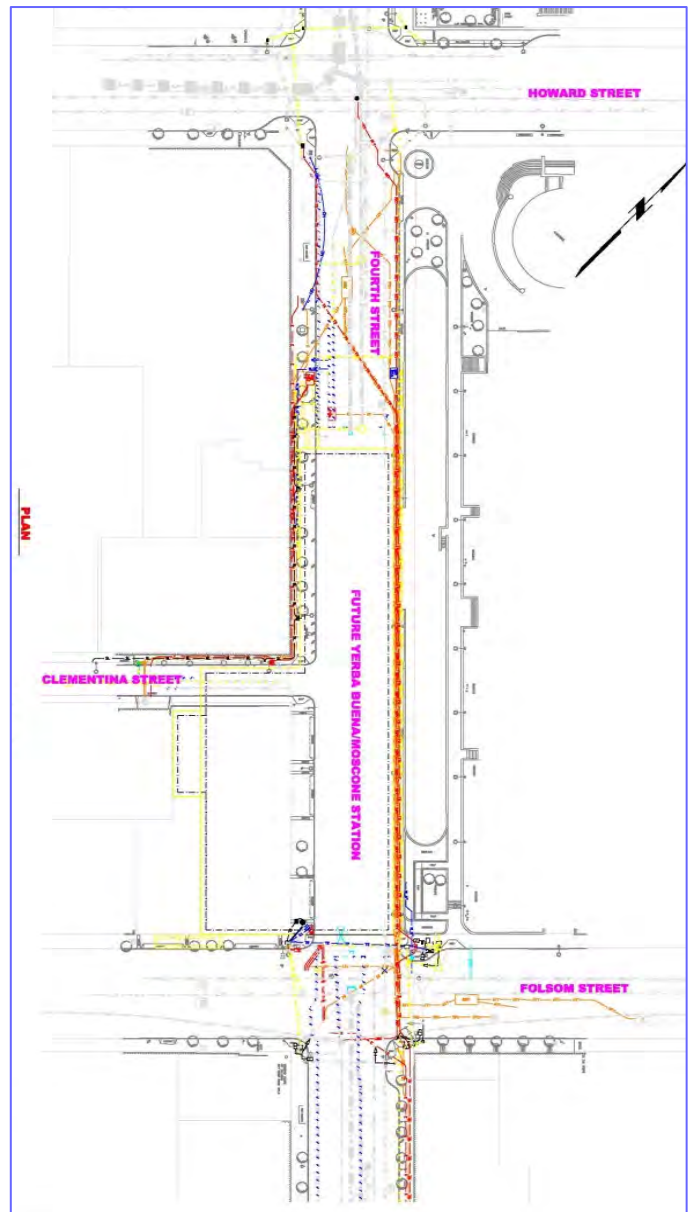
Contract Awarded:	November 17, 2009
Notice to Proceed:	January 4, 2010
Substantial Completion:	June 23, 2011
Contract Award Value:	\$ 9,273,939
Modifications Final :	\$ 2,694,211
Final Contract Value:	\$11,968,150

Status

- Work complete
- Project closeout administration and documentation
- Final Completion Date: June 23, 2011

Description

This project relocates utilities within the footprint of the proposed Yerba Buena/Moscone Station and the 4th Street Portal where the tunnel boring machines will descend underground. Also included is installation of building protections and monitoring of buildings adjacent to utility trenches.



Union Square/Market Street Station Utility Relocation

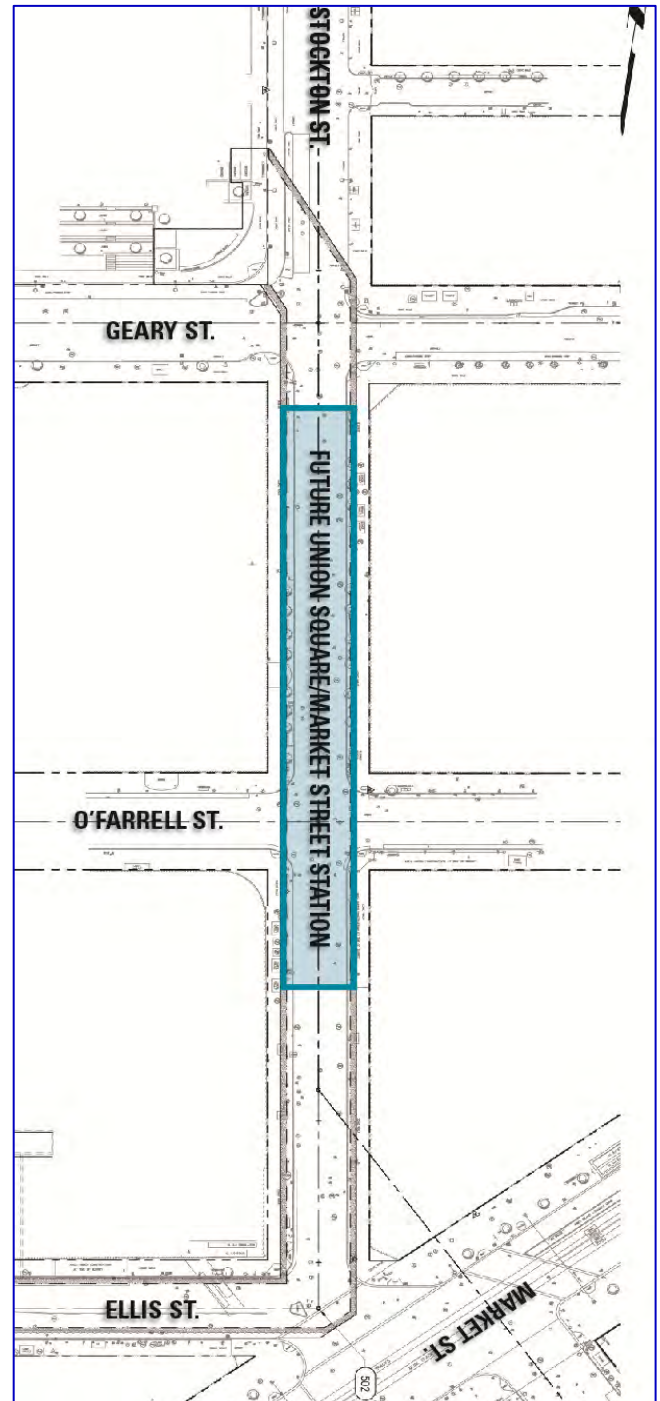
Contract 1251

Contractor: Synergy Project Management, Inc.

Budget/Expenditures	
Category	Amount
Original Budget	\$22,199,847
Expenditures Final	\$20,794,581
Utility Reimbursements	(7,413,510)
Final Program Costs	\$13,176,169
Budget Impact (Underrun)	(\$9,023,678)

Description

This project relocates utilities for the Union Square/Market Street Station and temporarily reroutes existing trolley coach lines around the construction.



Contract Details	
Contract Awarded:	December 7, 2010
Notice to Proceed:	January 12, 2011
Substantial Completion:	August 16, 2012
Contract Award Value:	\$16,832,550
Modifications Final:	\$3,962,031
Final Contract Value:	\$20,794,581

Status

- Final completion date October 15, 2012.
- Completed punch list work
- Project Final Acceptance by the SFMTA Board of Directors

Central Subway Pagoda Palace Demolition

Contract 1277 Contractor: MH Construction

Work Description

Demolish and clear the former Pagoda Theater for use the site to recover the tunnel boring machines when tunnels are completed in 2015. Locate and supply contractor facilities and installations. Obtain permits and approvals and coordinate work with City agencies and utility companies. Furnish and install signs and distribute notices to the local community prior to commencing with construction, cleanup and remove of debris from the site.

- Work was substantially completed Sept. 24, 2013.
- Administrative closeout in progress.

Budget/Expenditures	
Category	Amount
Current Budget	\$722,592
Expenditures to Date	\$638,278

Contract Details

Contract Awarded:	June 12, 2013
Notice to Proceed:	July 15, 2013
Substantial Completion:	Sept. 24, 2013
Contract Award Value:	\$498,995
Modifications to Date:	\$108,228
Current Contract Value:	\$678,134



Central Subway Tunneling

Contract 1252 Contractor: Barnard Impregilo Healy Joint Venture

Description of Work

1.5-mile twin bore tunnels from Hwy I-80 to North Beach using two tunnel boring machines (TBMs). Contractor procurement and installation of the TBMs; construction of the TBM launch box and retrieval shaft excavation support; Yerba Buena/Moscone Station and Union Square/Market Street Station end walls; tunnel excavation and installation of precast segmental lining, the 4th Street portal transition to the surface and cross passages. Throughout, settlement monitoring and protection of existing utilities, buildings and BART tunnels.

Status

- Final Completion Date: May 15, 2015
- Administrative closeout in progress

Budget/Expenditures	
Category	Amount
Current Budget	\$251,068,968
Other Project Budget	\$5,150,000
Other Offset Credits	\$1,135,610
Expenditures to Date	\$234,616,104

Contract Details	
Contract Awarded:	June 28, 2011
Notice to Proceed 1:	January 27, 2012
Notice to Proceed 2:	March 14, 2012
Partial NTP 3:	April 12, 2012
Notice to Proceed 3:	October 15, 2012
Substantial Completion:	April 15, 2015
Contract Award Value:	\$233,584,015
Modifications to Date:	\$7,707,417
Current Contract Value:	\$241,291,432



Appendix E

SBE PARTICIPATION

Quarterly Report

Current Report: July 2015 - September 2015

PROGRAM SUPPORT CONTRACTS – SBE PARTICIPATION

Appendix E presents the Central Subway Program Small Business Enterprise or SBE goals and the actual SBE participation achieved to date – as of September 30, 2015.¹

CS Program SBE Summary Table for Professional Services and Construction Contracts

The summary compares the dollar value of the Base Contracts, the SBE Contract Goals, the percent and dollar value expended to date and the SBE actual participation to date.

Contract No.	Contractor	Services/Segment	A	B	C	D	E	F	G	
			Contract Amount	SFMTA SBE Contract Goal	Contract Expenditure to Date (Est.)	SBE Actual to Date	SBE Contract \$ = A * B	SBE Amount to Date = C * D	Contractor's SBE Goal (in Bid)	
A Project Professional Services Contracts			millions		millions		millions	millions		
1	149	CS Partnership	Project Management	\$85.14	30%	\$51.96	36%	\$25.54	\$18.45	31.4%
2	156	Hill International	Project Controls Task 1	\$17.11	26%	\$8.58	29%	\$4.45	\$2.48	26.0%
3	155-1	PB Telemon	Tunnels Design	\$7.49	30%	\$7.73	30%	\$2.25	\$2.30	31.6%
4	155-2	CS Design Group	Stations Design	\$36.52	30%	\$30.10	43%	\$10.96	\$12.85	36.4%
5	155-3	HNTB, Inc.- B&C	Systems, Track & Surface Station Design	\$17.23	30%	\$12.55	28%	\$5.17	\$3.55	30.0%
Subtotal Professional Services				\$163.50		\$110.93		\$48.36	\$39.64	
B Project Construction Contracts			millions		millions		millions	millions		
1	1250	Synergy Inc	Utility Relocation 1	\$11.97	20%	\$11.97	97.2%	\$2.39	\$11.63	96.4%
2	1251	Synergy Inc	Utility Relocation 2	\$20.79	20%	\$20.79	87.4%	\$4.16	\$18.18	94.9%
3	1252	BIH	Tunnels and Portal - in Construction	\$241.29	6%	234.62	5.8%	\$14.48	\$13.71	6.1%
4	1277	MH Construction	Pagoda Demolition	\$0.68	100%	\$0.64	100.0%	\$0.68	\$0.64	100.0%
5	1300	Tutor-Perini	Stations/Track/Systems - in Construction	\$838.66	20%	\$302.39	15.1%	\$167.73	\$45.72	25.5%
Subtotal Construction Contracts				\$1,113.39		\$570.41		\$189.44	\$89.88	
Contract	Contractor	Services/Segment	Base Contract	SFMTA Goal	Expenditures	SBE Actual	= A * B	= C * D	Bid Goal	
			A	B	C	D	E	F	G	

SBE Summary Table Notes and Sources:

- a) Column A is the base contract amount awarded. Column B is the Agency SBE goal percent for each contract awarded.

The SFMTA SBE Contract Goals are also on the Central Subway web site under the listing of on-going contracts – see “**Closed and Awarded Contracts**” at this link: <http://centralsubwaysf.com/content/closed-and-awarded-contracts>

- b) Column C shows each contract’s current amount expended to date (estimated) including accruals. Column D is the actual SBE percent level of each contract based on payments to date. Column E is the expected SBE dollar amount when the contract amount is completed and the SFMTA SBE goal achieved using this calculation: Columns A * B = Column E, the SBE Expected \$ Amount.

Column F is the actual SBE dollar amount out of the total contract expenditure to date: Columns C * D = Column F, the SBE Expended \$ Amount.

The source of the SBE Actual percent to date and dollar amounts are Progress Payment Applications and Contractor’s monthly submittals that may include the current estimated accruals. The BIH SBE percent is from the contractor’s progress payment #38, Form 6.

¹ An SBE is a for-profit, small business concern with a three (3) year average gross revenue not exceeding \$14 million or \$12 million, depending on the scope of work to be performed, that is certified under any of the following programs: the State of California’s Small Business Program with the Department of General Services (“State Program”), the City and County of San Francisco’s LBE Program (“City Program”), or the California Unified Certification Program (“Federal DBE program”).

- c) Column G, the Contractor's SBE Goal in the submitted bid, is background information that is not calculated in the table. The table source of the Contractor's SBE Goals is from the SFMTA Contract Compliance Office. A Contractor's SBE goal in the bid is one source used by SFMTA Contract Compliance to assess and propose the Agency's SBE goal for a contract.
- d) The three constructions contracts shown in **bold type, 1250, 1251 and 1277**, with gray background, are completed contracts. Little to no changes will be shown in future reports.
- e) The SBE Hill International Actual to Date SBE participation is 28.9% for the overall SFMTA contract. The Hill International data is for the Central Subway Task 1 portion of the Hill International contract to provide SFMTA Project Controls services and systems.
- f) The SBE SFMTA goal for Contract 1300 Tutor-Perini is 20% SBE with a provision of 50% for trucking.
The 1300 Tutor-Perini SBE percent Actual is based on the SBE data provided in Progress Payment #21 September 2015, SFMTA SBE FORM No. 6.
- g) The SBE SFMTA goal for Contract 1277 MH Construction was based on an SBE set-aside.

SBE Participation Details

The two tables that follow present the Central Subway's professional services and construction contract amounts, expenditures and SBE levels with additional details.

Active Professional Services Contracts - SBE Participation Details

Contract:	Project Management and Construction management	
Contract No.	CS-149 Central Subway Partnership	
Status:	On-going	
	Base Contract Value	\$85,139,092
	Approved Change Orders	-0-
	Current Contract Value	\$85,139,092
	Expended to Date (est.)	\$51,964,942
	% Expended	61.0%
	SBE Participation	35.5%
Contract:	Project Controls Cost and Schedule Support	
Contract No.	CS 156 Hill International Task 1	
Status:	On-going	
	Base Contract Value	\$17,112,873
	Approved Change Orders	-0-
	Current Contract Value	\$17,112,873
	Expended to Date (est.)	\$8,575,771
	% Expended	50.1%
	SBE Participation	28.9%
Contract:	Design Package 1 for CNs 1250, 1251 and 1252 Tunnels	
Contract No.	CS-155-1 PB / Telemon	
Status:	Design is completed. Construction support ongoing	
	Base Contract Value	\$5,795,000
	Approved Change Orders (6)	\$1,697,245
	Current Contract Value	\$7,492,245
	Expended to Date (est.)	\$7,730,484
	% Expended	103.2%
	SBE Participation	29.7%
Contract:	Design Package 2 for 1253 UMS, 1254 CTS, 1255 YBM Stations.	
Contract No.	CS-155-2 Central Subway Design Group	
Status:	Design is completed. Construction support ongoing	
	Base Contract Value	\$35,059,252
	Approved Change Orders (1)	\$1,460,360
	Current Contract Value	\$36,519,612
	Expended to Date (est.)	\$30,104,946
	% Expended	82.4%
	SBE Participation	42.7%
Contract:	DP 3 Systems, Track work, Surface station.	
Contract No.	CS-155-3 HNTB-B&C	
Status:	Design is completed. Construction support ongoing	
	Base Contract Value	\$16,822,238
	Approved Change Orders (5)	\$312,814
	Current Contract Value	\$17,232,252
	Expended to Date (est.)	\$12,553,146
	% Expended	72.8%
	SBE Participation	28.3%

Active and Completed Construction Contracts - SBE Participation Details

Contract:	Synergy Inc Utility Relocation 1 YBM & Launch Box	
Contract No.	1250	
Status:	Contract is completed and closed out	
	Base Contract Value	\$9,273,939
	Approved Change Orders	\$2,694,211
	Final Contract Value	\$11,968,150
	% Expended	100%
	SBE SFMTA Goal	20%
	SBE Participation To Date	97.2%

Contract:	Synergy Inc Utility Relocation 2 UMS	
Contract No.	1251	
Status:	Contract is completed and closed out	
	Base Contract Value	\$16,832,550
	Approved Change Orders	3,962,031
	Final Contract Value	\$20,794,581
	% Expended	100%
	SBE SFMTA Goal	20.0%
	SBE Participation To Date	87.4%

Contract:	Pagoda Palace Demolition / MH Construction	
Contract No.	1277	
Status:	Construction is complete. Contract in Close Out	
	Base Contract Value	\$498,995
	Approved Change Orders	\$179,139
	Current Contract Value	\$678,134
	Expended to Date (est.)	\$638,278
	% Expended	94.12%
	SBE SFMTA Goal	100.0%
	SBE Participation To Date	100.0%

Contract:	Tunnels Barnard/Impregilo/Haley	
Contract No.	1252*	
Status:	Construction is underway and ongoing	
	Base Contract Value	\$233,584,015
	Approved Change Orders	\$7,707,417
	Current Contract Value	\$241,291,432
	Expended to Date (est.)	\$234,616,104
	% Expended	97.2%
	SBE SFMTA Goal	6.0%
	SBE Participation To Date	5.8%

Contract:	Stations and Systems / Tutor Perini	
Contract No.	1300*	
Status:	Construction is underway and ongoing	
	Base Contract Value	\$839,676,400
	Approved Change Orders	(\$1,016,585)
	Current Contract Value	\$838,659,815
	Expended to Date (est.)	\$302,388,888
	% Expended	36.1%
	SBE SFMTA Goal	20.0%
	SBE Participation To Date	15.1%

Notes:

* Contract 1252 and Contract 1300 March cost is accrual.

Photos on the next page:

The four photos recount the special street reconstruction in December that was carried out for the mandatory Holiday Moratorium on construction in the downtown core area: Food trucks from Off the Grid made regular appearances at the 2014 Winter Walk. Vintage-styled light poles and illuminated benches contributed to an enjoyable atmosphere for shoppers and tourists. A large, moving holiday display was projected onto the Macy's Men's building, setting the scene at Geary and O'Farrell Street. Shoppers, locals and tourists all enjoyed the extra seating and green turf unrolled for the 2014 Winter Walk.

central subway

Central Subway Project Office
821 Howard Street
San Francisco, CA 94103
Phone: 415.701.4371
Fax: 415.701.5222
Email: central.subway@sfmta.com



www.centralsubwaysf.com



www.twitter.com/central_subway



www.facebook.com/centralsubway



www.centralsubwayblog.com



www.youtube.com/municentralsubwaysf



www.flickr.com/municentralsubway



This document is published by the SFMTA and the City and County of San Francisco as a service to individuals and agencies interested in the Central Subway Project. Funding for the Central Subway is made possible through funds provided by the Federal Transit Administration, the State of California, the Metropolitan Transportation Commission and the San Francisco County Transportation Authority.



SFMTA
Municipal
Transportation
Agency