



SFMTA

Muni Equity Working Group

December 12, 2024

Agenda

Time	Item
5:30 p.m.	Welcome
5:35 p.m.	Present Transit Service Cut Scenarios (from Muni Funding Working Group meeting)
5:50 p.m.	Review and discussion
6:50 p.m.	Closing and planning next meeting
7 p.m.	Meeting adjourns

Disclaimer: These options are draft ideas for discussion by the Muni Funding Working Group only. There is no current plan at the SFMTA to implement these options.



SFMTA

Major Transit Service Cut Scenarios

Overview of Muni Funding Working Group Presentation

December 12, 2024

Overview of Muni Funding Working Group

Major Transit Service Cut Scenarios

- Service Cut Options presented to Muni Funding Working Group on November 13, 2024
- Presented for explanatory purposes only, are not SFMTA plans or proposals.
- Designed to help the Muni Funding Working Group members understand impacts on San Francisco if the SFMTA were forced to close its looming \$300+ million budget gap using ONLY service cuts.
- **Next Steps**
 - At future meetings, the Muni Funding Working Group will consider options for developing new sources of revenue that could help preserve these services.

NOTE: Any actual proposal to cut services would be vetted through a public process

Disclaimer: These options are draft ideas for discussion by the Muni Funding Working Group only. There is no current plan at the SFMTA to implement these options.

Major Transit Service Scenarios

Up to \$181 million in savings

Agency Values Prioritized

- 1. Equity:** Maintain equity routes/neighborhood connections
- 2. Environmental Stewardship:** Preserve high frequency corridor service
- 3. Economic Vitality:** Support economic recovery

Service Cut Category	Description	Estimate Net Savings (millions)
Suspend Lower Utilized Routes	Suspend routes with parallel service and low ridership routes without parallel service	\$63
Reduce frequencies up to 50%	Decrease frequency on the most frequent, highest ridership routes	\$71
Suspend Historic Train and Cable Car Service	Suspend all historic service including F line and cable car service	\$33
Owl Service Only from 9pm-6am	Suspend all service at 9pm and replace with owl service from 9pm-6am	\$14

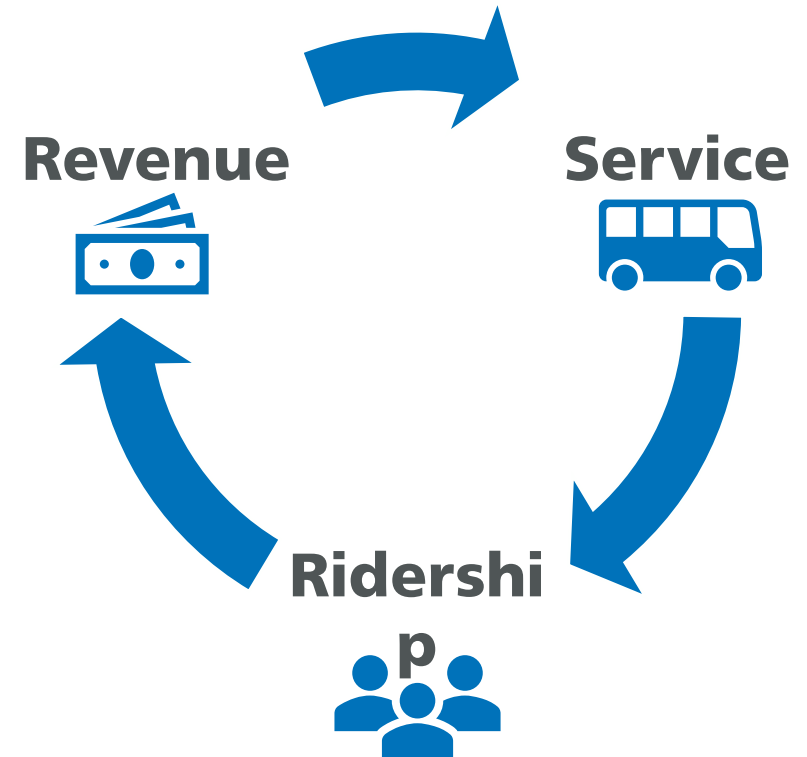
Disclaimer: These options are draft ideas for discussion by the Muni Funding Working Group only. There is no current plan at the SFMTA to implement these options.

Major Transit Service Scenarios

Potential Revenue Losses

Service Cut Category	Estimated Savings	Estimated Revenue Loss	Net Total Savings
Suspend Lower Utilized Routes	\$65	(\$2)	\$63
Reduce frequencies up 50%	\$82	(\$11)	\$71
Suspend Historic Train and Cable Car Service	\$43	(\$10)	\$33
Owl Service Only from 9pm-6am	\$15	(\$1)	\$14

Revenue Impacts to Consider



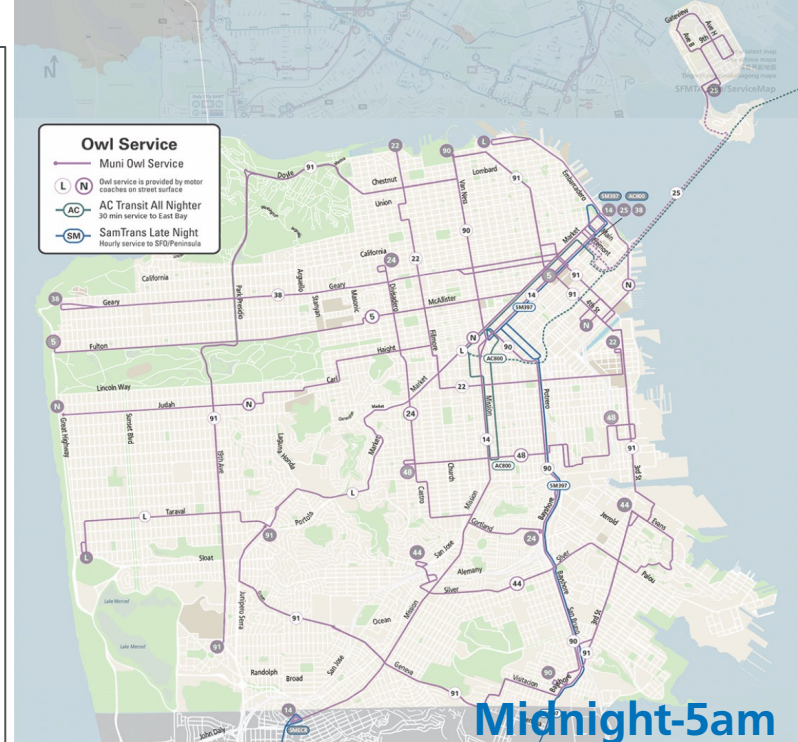
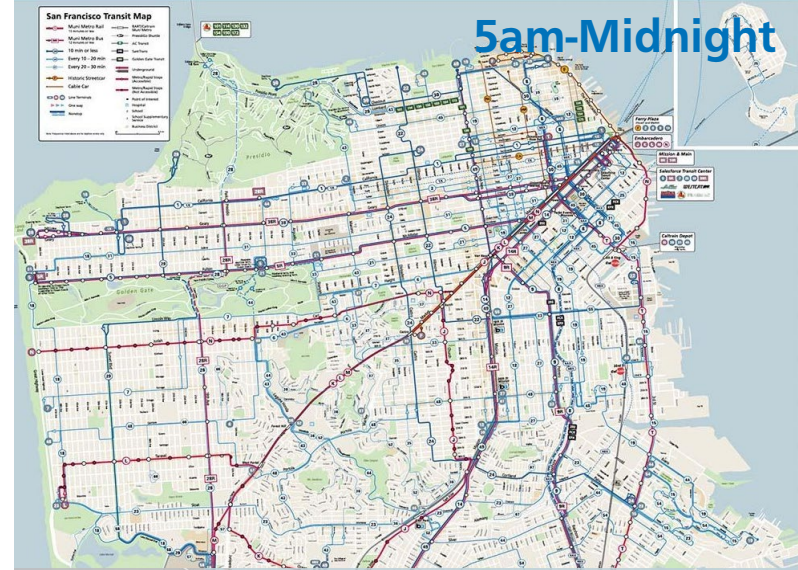
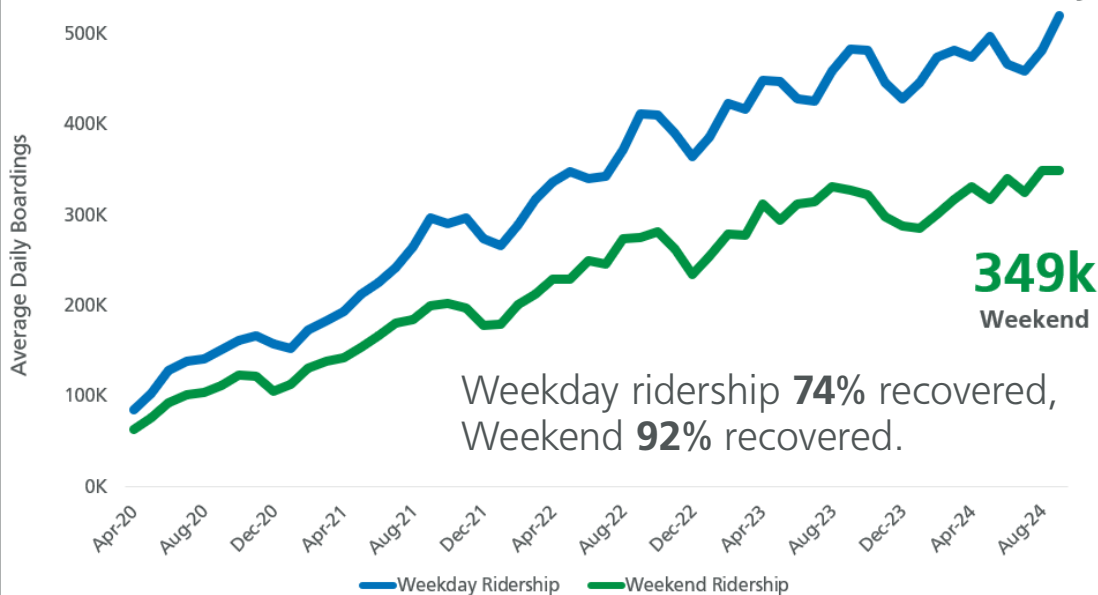
Disclaimer: These options are draft ideas for discussion by the Muni Funding Working Group only. There is no current plan at the SFMTA to implement these options.

Muni Service Today

- **72 Routes** - across 5 modes
- **24/7 service** – Daytime & Owl Network
- **Over 3,000 stops** – all SF residents within 1/4 mile of daytime stop, 1/2 mile of owl stop
- **13 Subway Stations** – 2 subways

September 2024 Boardings

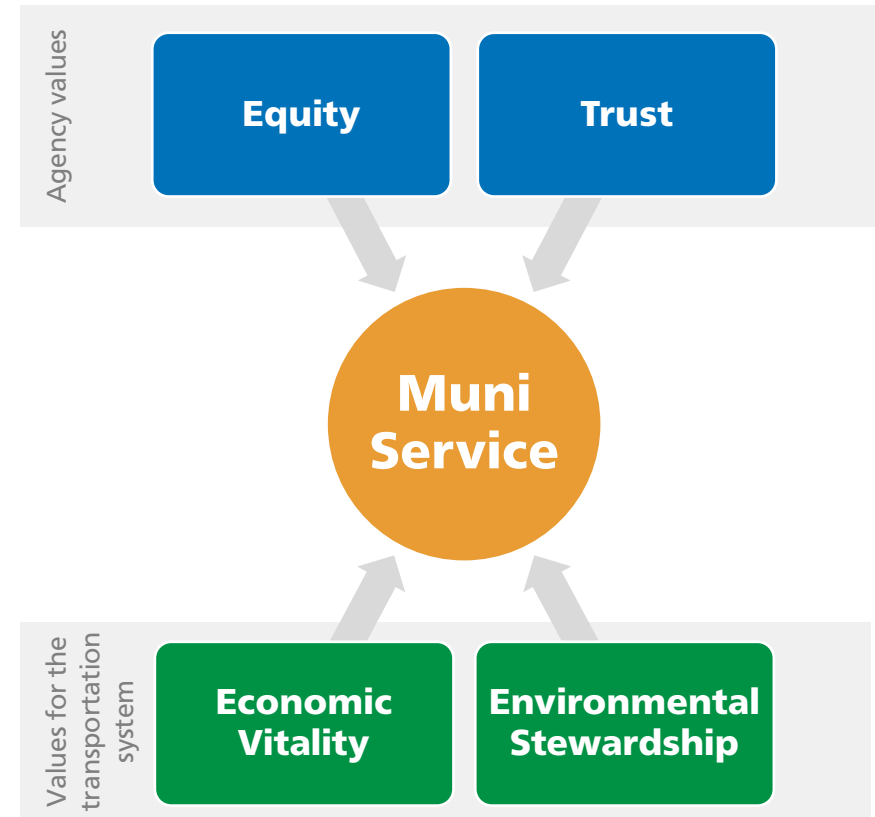
Cable Car and Streetcar not included



Disclaimer: These options are draft ideas for discussion by the Muni Funding Working Group only. There is no current plan at the SFMTA to implement these options.

Current Muni Service Decision-Making Criteria

- Resource neutral changes
- Neighborhoods identified by the Muni Service Equity Strategy
- Ridership demand (crowding) and frequency
- Minimum policy frequencies
- Access for people with disabilities and seniors
- Support economic recovery



Muni service criteria based on agency values

Disclaimer: These options are draft ideas for discussion by the Muni Funding Working Group only. There is no current plan at the SFMTA to implement these options.

Muni Equity Strategy

Goal: Muni Service is the same or better on equity routes...

Equity Strategy Neighborhood & Routes



Muni Ridership Demographics*

**preliminary data from 2024 Muni On-Board Survey*

70%
People of Color

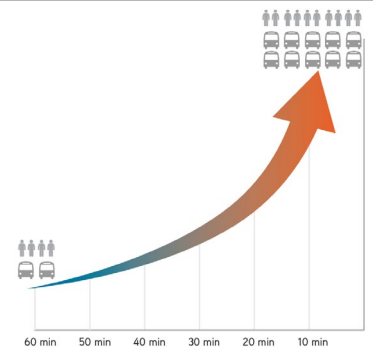
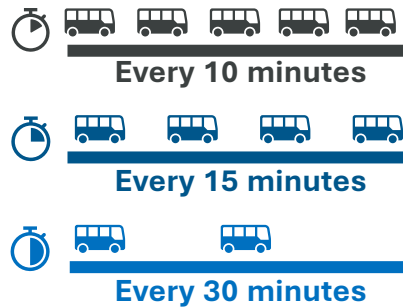
38%
Live in Low-Income Households *(based on 200% Federal Poverty Level)*

Disclaimer: These options are draft ideas for discussion by the Muni Funding Working Group only. There is no current plan at the SFMTA to implement these options.

Service Decisions That Affect Cost

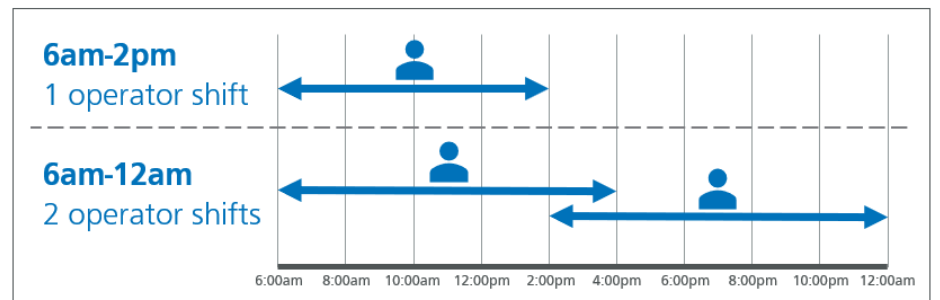
Frequency

- How frequent a bus arrives at a stop
- **More Frequency = More \$\$\$**



Time Span

- What hour the service starts and stops
- **Longer Time Spans = More \$\$\$**



Route Design

- Where the route goes and stops
- **More Coverage = More \$\$\$**



Disclaimer: These options are draft ideas for discussion by the Muni Funding Working Group only. There is no current plan at the SFMTA to implement these options.

Cost Neutral Changes

Example: 24 Divisadero

Inbound, AM Peak 7-8am

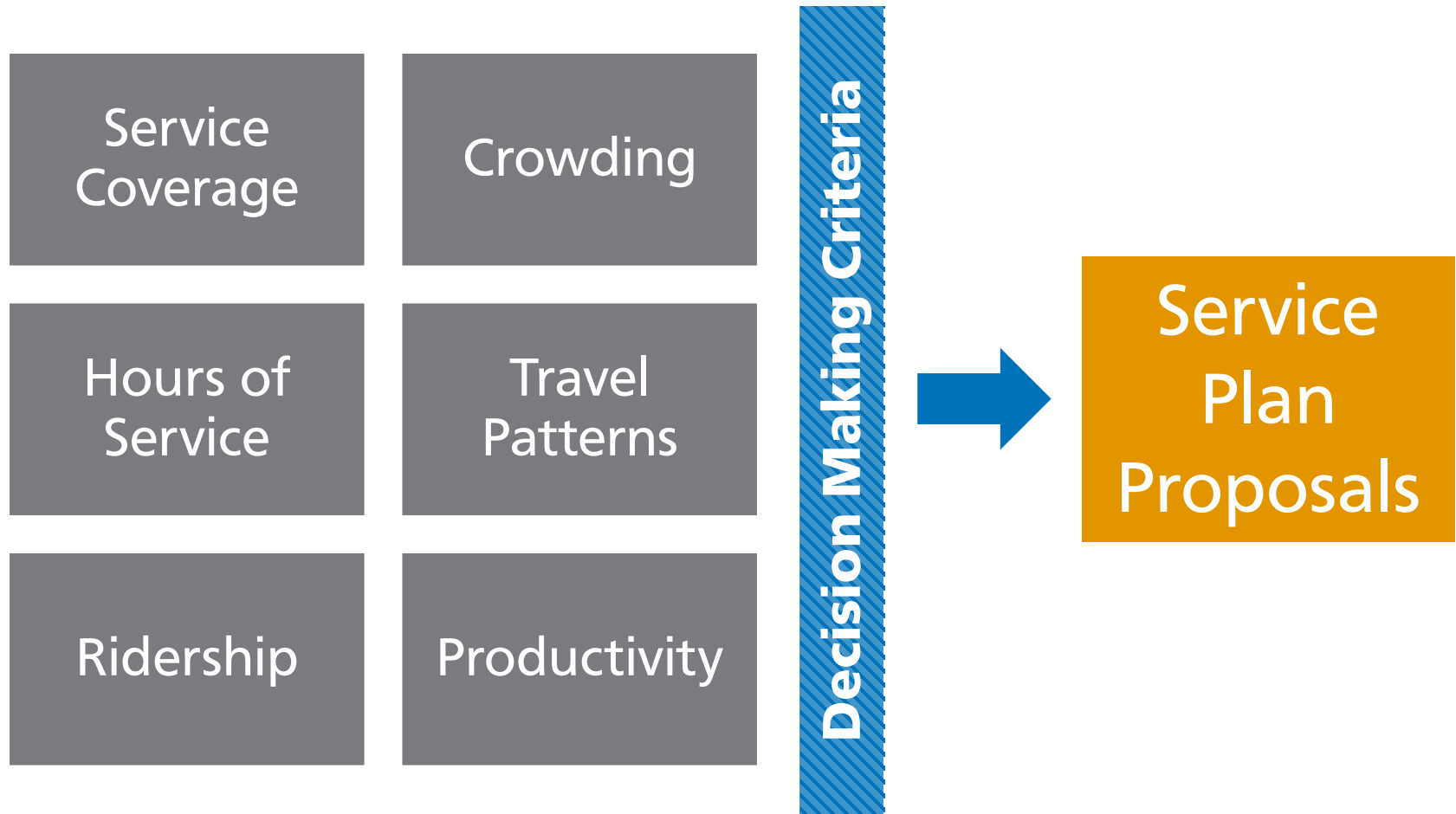
Time Period	Fall 2023 <i>(September - October)</i>		Winter 2024 <i>(January 20 - February 17)</i>	
	Headway	% of Trips Over Capacity	Headway	% of Trips Over Capacity
7:00-7:15 am	15	53%	9	0%
7:15-7:30 am	10.5	35%	9	15%
7:30-7:45 am	10	49%	9	30%
7:45-8:00 am	10	16%	9	18%

Schedule Changes

- Increased peak frequencies from 10 to 9 mins
- Started peak frequencies 30 mins earlier at 6:45am

Disclaimer: These options are draft ideas for discussion by the Muni Funding Working Group only. There is no current plan at the SFMTA to implement these options.

Balancing Where and How to Spend Resources



Disclaimer: These options are draft ideas for discussion by the Muni Funding Working Group only. There is no current plan at the SFMTA to implement these options.

Service Cuts Category: Suspend Lower Utilized Routes

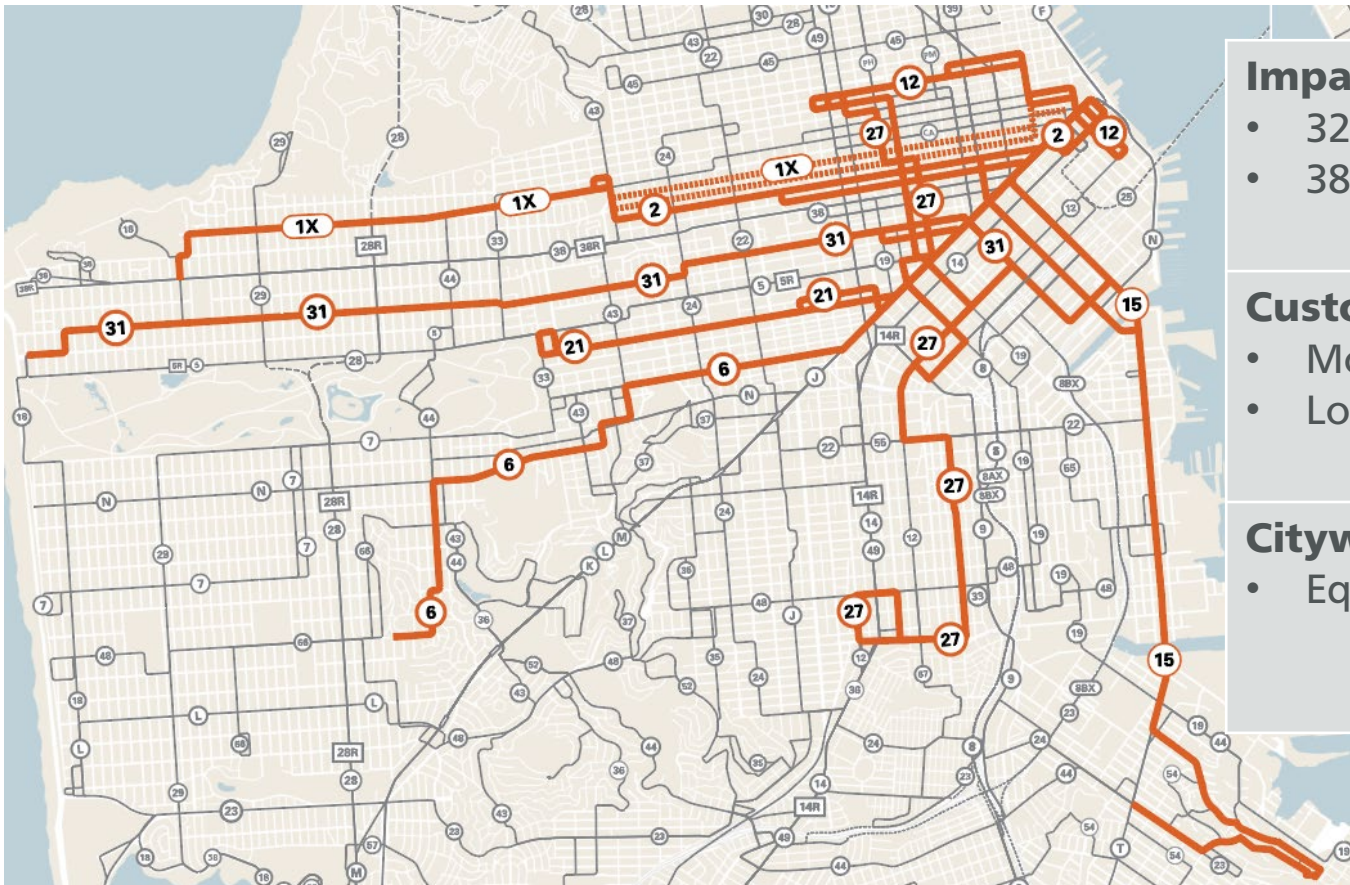
- Suspend routes with parallel service and low ridership routes without
- Up to 20 route suspensions, 8 equity routes
- **Estimated Total Savings \$63 million**

Change	Details	Estimated Net Savings (millions)
Suspend Routes with Parallel Service	Up to 8 Grid/Commuter routes parallel to higher frequency routes <ul style="list-style-type: none"> • 1X, 2, 6, 12 Short, 15, 21, 27, 31 	\$32
Suspend Routes without Parallel Service	Up to 12 Connector and Grid routes through hilly neighborhoods <ul style="list-style-type: none"> • 18, 23, 33, 35, 36, 37, 39, 55, 57, 58, 66, 67 	\$31

Disclaimer: These options are draft ideas for discussion by the Muni Funding Working Group only. There is no current plan at the SFMTA to implement these options.

Service Cuts Category: Suspend Lower Utilized Routes

With Parallel Service



Impacted Populations

- 32,900 daily riders
- 387,500 residents

Customer Experience

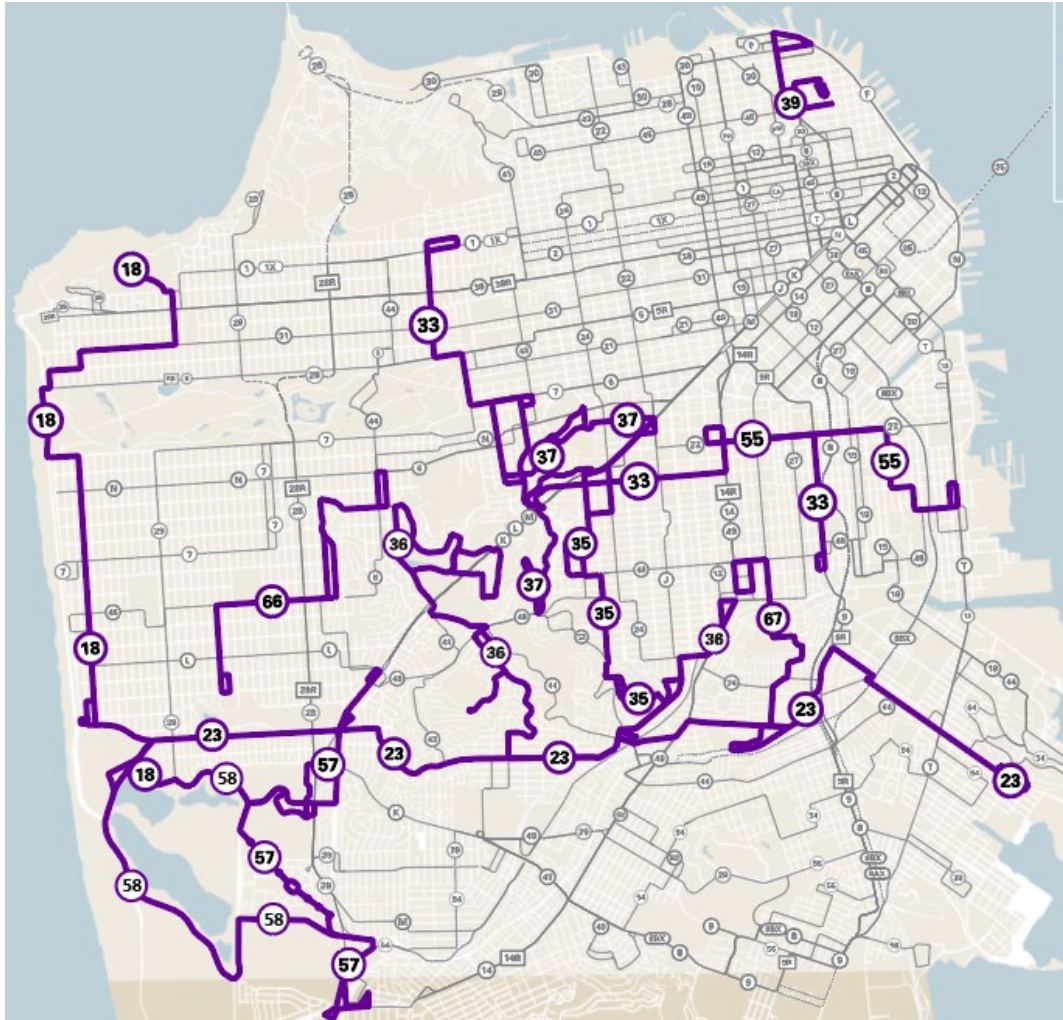
- More crowded buses
- Longer walks to bus stops

Citywide Policy Impacts

- Equity

Disclaimer: These options are draft ideas for discussion by the Muni Funding Working Group only. There is no current plan at the SFMTA to implement these options.

Service Cuts Category: Suspend Lower Utilized Routes



Without Parallel Service

Impacted Populations

- 18,100 daily riders
- 303,400 residents

Customer Experience

- Longer and more steep walks to bus stops
- Some customers isolated from transit

Citywide Policy Impacts

- Equity

Disclaimer: These options are draft ideas for discussion by the Muni Funding Working Group only. There is no current plan at the SFMTA to implement these options.

Service Cuts Category: Reduce Frequency up to 50%

- Decrease frequency on the most frequent, highest ridership routes
- Up to 23 route frequency changes, 18 equity routes
- **Estimated Net Total Savings \$71 million**

Change	Details	Estimated Net Savings (millions)
Reduce on Bus Routes	Shift from a bus every 5-6 min to every 10 min <ul style="list-style-type: none"> • Impacted Routes: 1, 5/5R, 8, 9/9R, 14/14R, 22, 24, 28/28R, 29, 30, 38/38R, 49 	\$71
Reduce on Metro Routes	Shift from a train every 10-15 min to every 12-20 min <ul style="list-style-type: none"> • Impacted Routes: J, K, L, M, N, T 	

Disclaimer: These options are draft ideas for discussion by the Muni Funding Working Group only. There is no current plan at the SFMTA to implement these options.

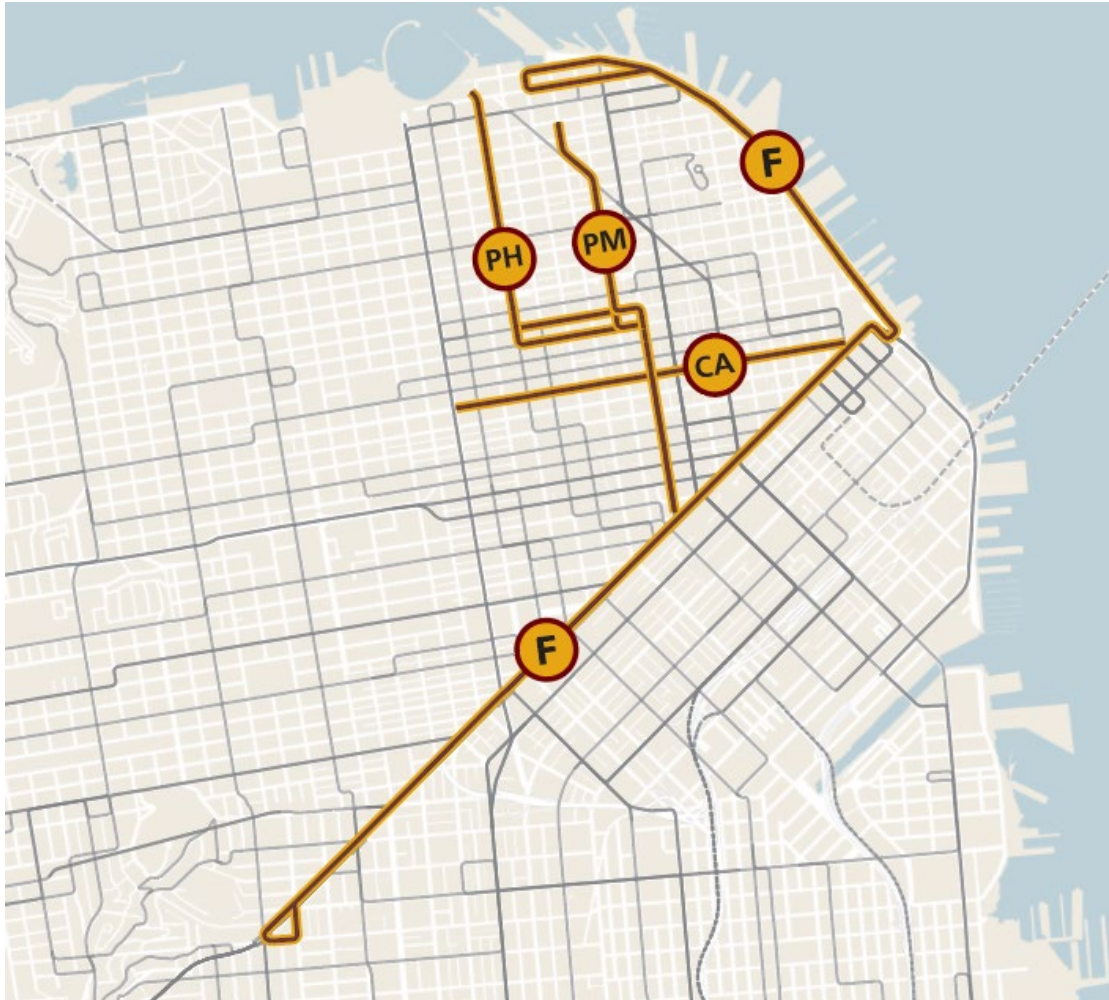
Service Cuts Category: Suspend Historic Train & Cable Car Service

- Suspend all historic service including F line and cable car service
- 4 routes impacted, 0 equity routes
- **Estimated Net Total Savings \$33 million**

Service Cuts Category	Details	Estimated Savings (millions)
Suspend Historic Service	<p>Suspend 4 historic service routes</p> <ul style="list-style-type: none">• California, Powell Mason, Powell Hyde Cable Car lines• F Market Street Car lines	\$33

Disclaimer: These options are draft ideas for discussion by the Muni Funding Working Group only. There is no current plan at the SFMTA to implement these options.

Service Cuts Category: Suspend Historic Train & Cable Car Service



Impacted Populations

- 22,998 daily riders
- 128,800 residents

Customer Experience

- Suspends tourist attraction that supports local businesses and economy

Citywide Policy Impacts

- Economic Vitality, specifically downtown and tourism recovery perception

Disclaimer: These options are draft ideas for discussion by the Muni Funding Working Group only. There is no current plan at the SFMTA to implement these options.

Service Cuts Category: Owl Service Only from 9pm-6am

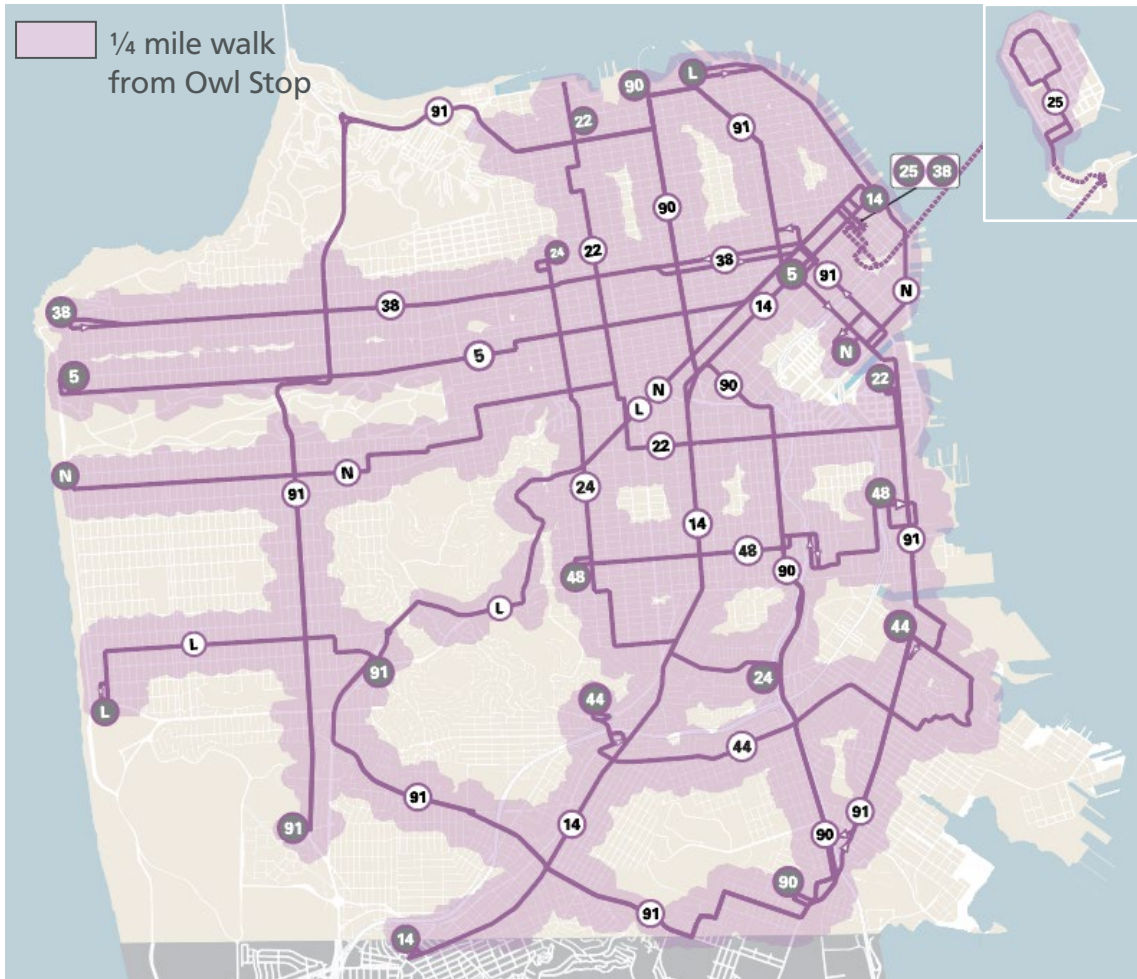
- Suspend all service at 9pm and replace with owl service from 9pm-6am
- Up to 28 daytime routes impacted,* **18 equity routes**
- **Estimated Net Total Savings \$14 million**

**does not include routes covered by Owl Network*

Service Cuts Category	Details	Estimated Savings (millions)
Owl Service from 9pm-6am	Start Owl Service at 9pm until 6am instead of 12am until 5am <ul style="list-style-type: none"> • Impacted routes: 1, 6, 7, 8, 12, 18, 19, 21, 23, 27, 29, 31, 33, 35, 36, 37, 43, 45, 52, 54, 55, 56, 57, 58, 66, 67, J, M 	\$14

Disclaimer: These options are draft ideas for discussion by the Muni Funding Working Group only. There is no current plan at the SFMTA to implement these options.

Service Cuts Category: Owl Service from 9pm-6am



Impacted Populations

- 21,000 daily riders*
- 806,900 residents

Customer Experience

- Longer wait times
- Longer walks to bus stops at night
- Late evening jobs less accessible
- Discourages transit during late evening hours

Citywide Policy Impacts

- Equity
- Economic Vitality

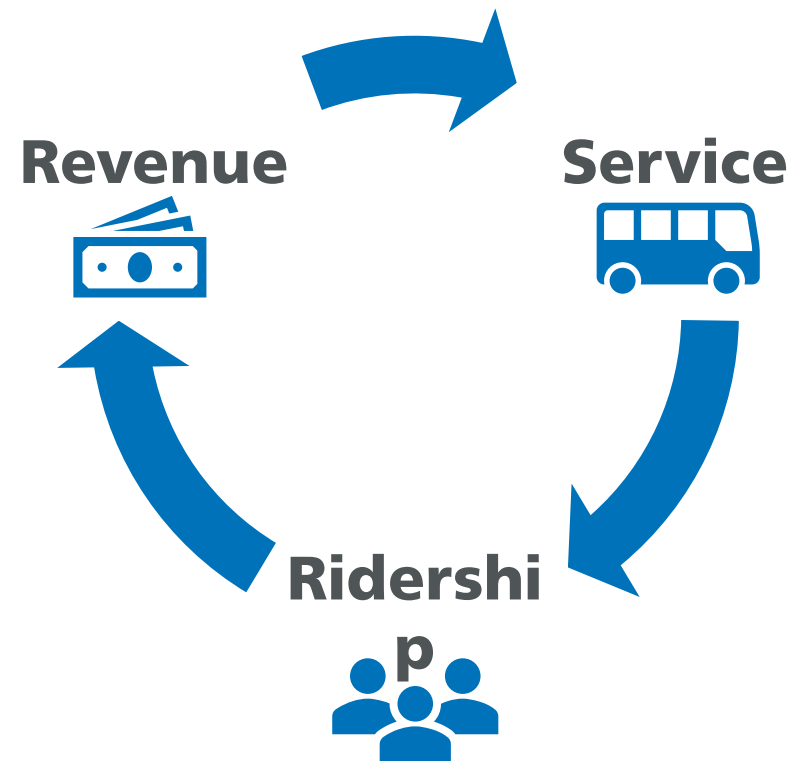
*estimated boardings between 9pm and 12am

Disclaimer: These options are draft ideas for discussion by the Muni Funding Working Group only. There is no current plan at the SFMTA to implement these options.

Recovery Outlook

To consider if service cuts are made...

- **Citywide Perception** - Drastically slows both actual and perceived economic recovery
- **Customer Satisfaction** - Will take time and effort to get riders back on Muni
- **Operator Hiring** - Takes time to catch-up with hiring and training (6 month pause takes 18 months to recover)
- **Infrastructure & Equipment** - Suspending use of track, overhead and vehicles may never return to its current state of good repair



Disclaimer: These options are draft ideas for discussion by the Muni Funding Working Group only. There is no current plan at the SFMTA to implement these options.

Next Meeting

Date: Thursday, January 16 or 23 from 5:30 – 7 p.m.

Topics:

- Continue discussion and review of 2025 service changes

Disclaimer: These options are draft ideas for discussion by the Muni Funding Working Group only. There is no current plan at the SFMTA to implement these options.