







COLOR CURB GUIDE

	Curb Color	Vehicles allowed	Doing what	For how long
LOADING ZONES	 commercial	Vehicles with commercial plates	actively loading*	30 mins max
	 6-wheel commercial	Commercial vehicles with 6 or more wheels	actively loading*	30 mins max
	 Passenger or general	Any vehicle	actively loading*	5 mins max
	 "Dual use"	Check signage	actively loading*	Check signage
PARKING	 Green meters or zones	Any vehicle	parking	Check signage
	 Blue zones	Vehicles with valid disabled placard	parking	N/A

*Active loading means that you are in the process of loading something or someone.

"Dual use" zones have two different regulations at different times of the day. Check signs for hours of operation.

There are no exceptions to time limits in loading zones. This includes vehicles with disabled placards. All vehicles are subject to citation and towing in any loading zone during operational hours. Commercial loading zones may be used by vehicles without commercial plates for up to 3 minutes for active loading.

For more information about color curb visit www.sfmta.com/getting-around/drive-park/color-curbs



HOW TO USE NEW TYPES OF DELIVERY ZONES

DUAL-USE ZONES

TWO DIFFERENT REGULATIONS IN ONE ZONE DEPENDING ON TIME OF DAY (I.E. COMMERCIAL LOADING DURING THE DAY AND GENERAL LOADING AT NIGHT)

THE CURB WILL BE PAINTED WHITE AT DUAL-USE ZONES

ZONES VARY IN HOURS SO CHECK SIGNS FOR HOURS

GENERAL LOADING ZONES

ANY VEHICLE MAY LOAD AND LEAVE VEHICLE UNATTENDED FOR UP TO 5 MINUTES, NO VEHICLE (INCLUDING PLACARD HOLDERS) MAY STAY BEYOND 5 MINUTES AND WILL BE SUBJECT TO CITATION OR TOW

