

Transmittal

CS Transmittal No. 2614

To: Bernardo Bustamante Federal Transit Administration San Francisco Federal Building 90 7th Street, Suite 15-300 San Francisco, CA 94103-6701	From: Nadeem Tahir M544.1, CSP	Project No./Contract No.:
Date: July 28, 2021	Task No./Title: Cost/Schedule Management	Project Phase: Construction
	Subject: Monthly Progress Report June 2021	

Sent via:	<input type="checkbox"/> mail	<input type="checkbox"/> overnight	<input type="checkbox"/> messenger	<input type="checkbox"/> hand-delivered
	<input type="checkbox"/> fax – No:		<input checked="" type="checkbox"/> email – Address:	Bernardo.Bustamante@dot.gov
The following:			For your:	
<input type="checkbox"/> copy of letter/memo	<input type="checkbox"/> estimate	<input checked="" type="checkbox"/> information/use		Due date: N/A
<input type="checkbox"/> minutes/agenda	<input type="checkbox"/> schedule	<input type="checkbox"/> action		
<input checked="" type="checkbox"/> report	<input type="checkbox"/> deliverable	<input type="checkbox"/> review/comment		
<input type="checkbox"/> presentation	<input type="checkbox"/> review comment form	<input type="checkbox"/> response to comment		
<input type="checkbox"/> cd / dvd	<input type="checkbox"/> no review comment form	<input type="checkbox"/> concurrence		
<input type="checkbox"/> specifications	<input type="checkbox"/> review comments	<input type="checkbox"/> incorporation of comments		
<input type="checkbox"/> half-size drawings	<input type="checkbox"/> response to comments	<input type="checkbox"/> verification		
<input type="checkbox"/> full-size drawings	<input type="checkbox"/> concurrence with response	<input type="checkbox"/> signature		
<input type="checkbox"/> sketches/maps/layouts	<input type="checkbox"/> verification of incorporation	<input type="checkbox"/> acceptance/approval		
<input type="checkbox"/> reference material	<input type="checkbox"/> acceptance/approval	<input type="checkbox"/> other		
<input type="checkbox"/> other				

Item No.	Copies	Description	Rev. No.	Date
1	1	Monthly Progress Report (June 2021)	1	7/28/2021

If enclosures are not as noted, kindly notify us at once.

Remarks: This Monthly Progress Report includes cost and schedule details as appendices.

Nadeem Tahir

Nadeem Tahir, P.E.
Program Director
NT: dl

cc:

Pete Hankovszky, PMOC (phankovszky@deainc.com)
Luis Zurinaga, SFCTA (luis.zurinaga@sfcta.org)
Anna LaForte, SFCTA (anna.laforte@sfcta.org)
Maria Lombardo, SFCTA (maria.lombardo@sfcta.org)
Deanna Desedas, SFMTA
Carli Paine, SFMTA
Terrance Fahey, SFMTA
Mark Liu, SFMTA
Catherine Luu (catherine.luu@dot.gov)
Billy Deeb, AON (billy.deeb@aon.com)
SFCTA project file: Propk@sfcta.com

Kate Breen, SFMTA
Kathleen Sakelaris, SFMTA
Jeffrey Tumlin, SFMTA
Joel Goldberg, SFMTA
Jonathan Rewers, SFMTA
Julie Kirschbaum, SFMTA
Joel Ramos, SFMTA
Ray Tellis, FTA (ray.tellis@dot.gov)
Lisa Gavin (lisa.gavin@dot.gov)
Eric Chang, PMOC (ehch@deainc.com)

CS File No. M544.1.5.0340.b

central subway

Pushing to the finish



Progress Report

June 2021



JUNETEENTH
FREEDOM DAY



SFMTA

This page intentionally left blank

Table of Contents


Executive Summary	5
Key Milestones	6
Costs and Schedule	7
Costs	7
Earned Value Analysis	7
Schedule Highlights.....	8
Master Project Schedule	11
Contracts & Construction	12
Contract 1300 Stations, Surface, Track and Systems.....	13
Work Package1254 Chinatown Station	14
Work Package1253 Union Square / Market Street Station	18
Work Package1255 Yerba Buena / Moscone Station	22
Work Package1256 Systems, Trackwork & Stations	26
Program Components	28
Community Outreach	28
Quality Assurance	29
Risk Management	32
Program Safety & Security	33
Technical Capacity	35
Staffing	36
Third-Party Agreements and Licenses	37
LRV Procurement.....	37
Current Construction Activity and Progress Photos	38

Table of Contents - continued

See Table of Content page that follows for Cover Photo captions.

Appendices

Appendix A: Cost Report.....	A1
Appendix B: Schedule Report.....	B1
Appendix C: Program Overview of Scope and Funding.....	C1
Appendix D: Completed Contracts	D1
Appendix E: SBE Participation by Contract (Reported Quarterly).....	E1
Central Subway Project Contact Information.....	E5



Cover photo: Surface headhouse at CTS

Above photo: View of the art panel at YBM

See the Appendix E final page for CS websites hyperlinks and public outreach on line resources. The Project main web site is at: <http://www.centralsubwaysf.com/>



Executive Summary

Coronavirus Pandemic (COVID 19) - On March 17, 2020, the Mayor and the City's Health Office issued a Public Health Order to "Shelter-In-Place" in response to the COVID-19 pandemic. As of June 15, 2021, the State of California along with the City and County of San Francisco are no longer using the "Tier System" to restrict indoor and outdoor activities related to COVID. The City's Health Office has adjusted these restrictions as conditions continue to improve related to COVID-19. Construction of the Central Subway project continues to progress, and Construction Management team continues to monitor impact of the COVID restrictions on project schedule. No cases were reported in June. The Contractor continues to follow the required protocol to maintain the safety of the work force. The project continues to progress towards substantial completion and startup and testing. The project has worked with our funding partners and has issued a revised Full Funding Grant Agreement requesting extension to the Revenue Service Date (RSD). While the COVID restrictions have been adjusted, the project team continues to only have essential project staff on site to ensure safety of the staff and allow other staff to telecommute. The project anticipates majority of the staff returning to the office in the fall. (For additional discussion, please see Safety and Security section on pg. 33).

Chinatown Station - Completed trouble shooting traction power and train control components. Completed electrical deluge system control wiring. Completed testing deluge piping system. Completed construction of PCC 50 Chinatown Plaza. Continued street work (minor), ongoing monitoring and surveying.

Union Square/Market Street Station - Completed painting conduits on Platform level. Completed installation of drywall ESC, CMU wall and escalator side walls/cladding at north and south ends of Platform level. Completed installation of FHC. Began applying anti-graffiti at Plaza level, faregates, Escalator 2 & 3, Elevator 3 & 4 and Station Agent Booth.


Yerba Buena/Moscone Station - Completed 80% working on alignment and bolt down traction power gear and installed duct at TP room. Finalized outlet and electrical panel testing. Performed pressure test and vacuum testing for refrigerant piping at Concourse level.

Surface, Track and Systems– Continued traction power conduit and other electrical conduit installation inside tunnel. Continued installation of ATCS and radio system testing. Continued 4th/Brannan platform construction.

Total net incurred costs for the project are \$1,845.45 million, a \$11.06 million increases over last month. The total cost to date has not exceeded the total project budget of \$1.877 billion. The project continues to review the overall cost. The current Estimate at Completion (EAC) is projected to be \$1.891B or \$313M above the original budget of \$1.578B. The project shows a forecast Revenue Service Date of Spring 2022. (For additional discussion, please see Costs and Schedule on pg.7)


The Stations Contractors' Safety Reports should show any accidents that may occur during the current month. The rates of work site accident incidents by the man hours worked continue to be below industry standards - see tables on page 34.

Key Milestones

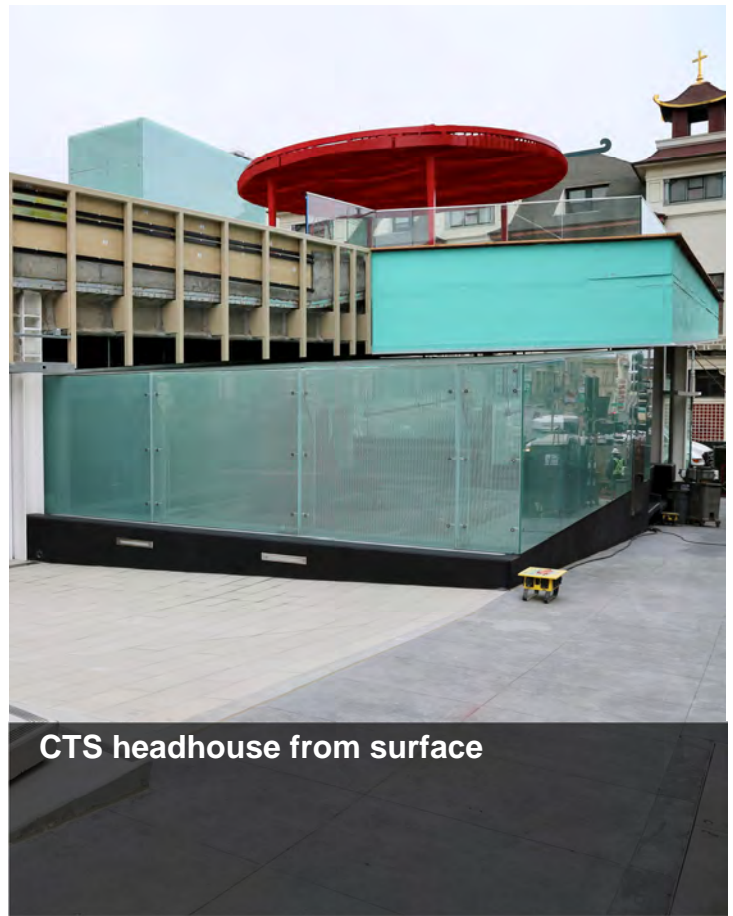


YBM platform Kiosk

MILESTONE	DATE EXPECTED
General	
Revenue Service	Spring 2022
Contract 1300 Stations, Surface, Track, Systems	
Notice to Proceed (NTP 1)	June 17, 2013 (A)
Notice to Proceed (NTP 2)	February 12, 2014 (A)
Substantial Completion	Spring 2021



Circle seating on the concourse level UMS



CTS headhouse from surface

Costs and Schedule

Costs (See Appendix A for Details)

The revised Cost Estimate (CCE) for the Central Subway Project is \$1.845 billion in year of expenditure dollars (\$YOE). The project continues to work with our funding partners to address the current funding issues. Currently, the project estimates the Estimate at Completion (EAC) to be \$1.891B or \$313M above the original budget of \$1.578B. These revised estimates have been shared with our board and funding partners. Based on the additional funding requirement, the project has received additional \$299M from capital contingency funds. The project will continue to work with Finance and Grants to secure the remaining funds. EAC has been incorporated with claim settlements, contract modifications and delayed cost due to the current pandemic. With the revised EAC, the team continues to update the various cost sheets to reflect the revised budget and EAC along with any impacted appendix. The team continues to work with SFMTA Finance and Grants to book the remaining funds as they are identified and become available to the program.

Total net incurred costs for the project are \$1,845.45 million, a \$11.06 million increases over last month. The cost to date figure reflects expenditures through FAMIS 786 Report (\$1,843.05 million) plus the utilities joint trench Form B Reimbursement payment (\$12.51 million), invoices currently being processed (\$14.10 million) and estimates of outstanding pay requests credits of (\$24.17 million). The revised total project budget is \$1.877 billion due to additional local funds received.

The current funding level to date has already been fully met which includes excess local funds consisting of Operating funds of \$71,600,000 appropriated in April 2021. The original total project budget of \$1.578 billion has already completed its original funding of the program in July 2020. The project team will continue to work with our financial partners to ensure that impacts to the project are minimized and the additional funds are secured.

Earned Value Analysis

In June 2021 Report, the Preliminary Earned Value Analysis reports is based on the SFMTA May Schedule Update. The Planned Value, Earned Value, Actual Cost, Percent Complete and resulting indexes as follows:

Preliminary June Earned Value

Overall Budgeted Cost:	\$1,877,153,762
Planned Value:	\$1,593,491,019
Earned Value:	\$1,497,567,984
Actual Cost:	\$1,845,450,398
Schedule Performance Index (SPI):	0.94
Cost Performance Index (CPI):	0.81
Percent Complete:	94.0%

*June 2021 Notice: The City continues to experience problems that were caused by error and inaccuracy from the transition from FAMIS to Financial System Project (FSP). An updated methodology has been implemented within the financial reporting that will provide more accurate figures for transactions occurring in fiscal year 2021.

As we continue to address these data quality problems through data cleaning, you will continue to see monthly fluctuations as we detect and remove errors and inconsistencies from data in order to improve on the quality of data so that we will be able to report accurate data.

Schedule Highlights

The Master Project Schedule (MPS) below includes progress through June 2021. The June 2021 Schedule Update submittal from Contract 1300 Contractor was not submitted as the CN1300 Contractor has not provided the updated corrections to their June 2017, through July 2018 Schedule Updates. The Contract 1300 schedule represented in this report is based on the SFMTA June 2021 Schedule Update.

The MPS shows a forecast Revenue Service Date of Spring 2022 based on a revised assessment of the overall schedule and the current project conditions related to work efficiency due to COVID. The revised Revenue Service Date of Spring 2022 has been shared with our funding partners and a revised request to extend the Full Funding Grant Agreement with the revised date has been submitted to Federal Transit Administration (FTA) for approval. The project continues to evaluate this date with potential impact from COVID restrictions. The schedule team is assessing the risk with these issues and identifying potential mitigation to reduce the risk to the overall schedule.

Currently we are experiencing day-to-day delays caused by TPC's electrical work in the tunnel impacted by lack of resources. These issues have impacted TPC's Substantial Completion date, we have mitigated the delay by accelerating rail activation activities. TPC and SFTMA are working to reach scope and cost agreements for these contract modifications as TPC refuses to commence work without an approved Contract Modification. The controlling critical (longest) path of the MPS runs through the electrical activities within the tunnel which are impacting the TPC's Startup and Testing and subsequently the rail activation process. The latest schedule shows the longest path running through the Surface, Tracks and Systems (STS).

SFMTA continues to meet with Contractor to discuss all schedule concerns and comments. TPC has not been able to correctly staff the project which could potentially delay the project. In order to achieve the Baseline work productivity, TPC needs to increase the number of crews assigned to electrical work, allowing concurrent work within the tunnel and stations in order to make this completion date possible. It also requires that the front-end portion of ATCS Startup and Testing is performed concurrently with TPC's Startup and Testing followed by ATCS software testing in coordination with SFMTA Operations.

Contract 1300 Contractor submitted fifty-four (54) Schedule Updates from December 2014 to July 2019. SFMTA rejected twenty-eight (28) Schedule Updates from January 2016 to May 2016 and June 2016 to July 2018 due to multiple and repetitive issues that vary from incorrect working sequences to unrealistic forecasted completion dates to artificially steering the schedule longest path through certain portions of the project. SFMTA approved as noted December 2014 through December 2015, and May 2016 Schedule Updates. Contractor has been directed to provide a Revised Schedule as required by the overall settlement agreement to maintain the forecasted project completion.

Contract 1300 - WP1253 UMS / WP1254R CTS / WP1255 YBM / WP1256 STS:

The Contractor, Tutor Perini Corporation's (TPC) baseline schedule is incorporated into the master program schedule. The preliminary SFMTA Contract 1300 June 2021 schedule is used within the September Report. The SFMTA Contract 1300 June 2021 schedule is based on the approved baseline schedule logic with adjustments made as mentioned above. The SFMTA will continue to use the SFMTA Contract 1300 schedule update as a forecasting tool going forward until the Contract 1300 Contractor submits an acceptable schedule that addresses all of SFMTA scheduling concerns.

Schedule Highlights - Continued

Work Package P-1254R (CTS) has performed the following work this month:

- Continued installing plumbing at Plaza level
- Continued testing Elevators 1, 2, 3 and 4
- Began testing Escalators 1 & 2
- Continued installing GFRC panels at Plaza level
- Completed trouble shooting traction power and train control components
- Continued Power and Lighting Testing
- Continued Security System Testing
- Completed electrical deluge system control wiring
- Begin installing handrails for ramp and stairs at Plaza
- Completed construction of PCC 50 Chinatown Plaza
- Completed testing deluge piping system
- Continued construction of Station Agent Booth
- Continued UPS and SCADA Testing
- Continue EV Fan Testing
- Continued street work (minor), ongoing monitoring and surveying

Work Package P-1253 (UMS) has performed the following work this month:

- Began installing connection for added disconnect switches in Elevator 1 and 2 room
- Initiated applying anti-graffiti on Plaza level, Station Agent Booth, faregates, Escalators 2 and 3 and Elevators 3 and 4
- Began installing fireproofing at core drill location for traction conduits in gap breaker room & phenolic labels in deluge panel on Platform level
- Began installing ground wire in auxiliary electrical room on Mezzanine level
- Began installing light fixtures in Elevator 1
- Continued cleaning Elevator 1 hoistway components, elevator cab, and painting the components such as angles attached to the tube steel and hydraulic fluid line piston casing
- Completed painting conduits on Platform level
- Completed installation of drywall ESC, CMU wall and escalator side walls/cladding at north and south ends of Platform level
- Completed installation of FHC

Schedule Highlights - Continued

Work Package P-1255 (YBM) has performed the following work this month:

- Completed 80% working on alignment and bolt down traction power gear and installed bus duct at TP room
- Performed pretest for deluge spray pattern demonstration
- Performed pressure test and vacuum testing for refrigerant piping at Concourse level
- Started applying anti-graffiti coat for glazes at Station level
- Finalized outlet and electrical panel testing
- Began working on resolving water leak issue on stab-up conduits going through Platform to Invert level
- Began terminating positive cables at TP boxes at Platform level.
- Began terminating negative feeder cables in stab-up conduits at Platform level
- Began first round escalator cleaning for Escalator 1 and 2

Work Package P-1256 (STS) has performed the following work this month:

- Continued 4th/Brannan platform construction
- Continued traction power conduit and other electrical conduit installation inside tunnel for CCTV, telephone, tunnel lighting, and tunnel electrical power
- Continued traction power cable installation, terminations, and installation of cross bonds throughout the tunnel
- Continued OCS support, riser, and wire installation throughout the tunnel and portal
- Continued telephone enclosure and blue light installation in tunnels
- Continued fiber system installation and terminations in comm rooms (SFDT)
- Continued ATCS and radio system testing

Master Project Schedule

Activity ID	Activity Name	Original Duration	Start	Finish	2021				2022				2023			
					Q2	Q3	Q4	Q1	Q2	Q3	Q4	Q1	Q2	Q3	Q4	
CENTRAL SUBWAY PROJECT																
Program Level Milestones																
P-01000	Central Subway Project Start	01-Jun-09 A	01-Jun-09 A	30-May-23												
P-01001A	Final Engineering Phase	17-Jun-10 A	17-Jun-10 A	30-May-23												
P-01001B	Final Design	17-Jun-10 A	17-Jun-10 A	30-May-23												
P-01001C	Light Rail Vehicles	15-Apr-11 A	15-Apr-11 A	30-May-23												
P-01001D	Final Estimate	31-Aug-09 A	31-Aug-09 A	30-May-23												
P-01001E	Construction Phase	01-Jun-09 A	01-Jun-09 A	30-May-23												
P-01001F	Construction Support and Costs	01-Jun-09 A	01-Jun-09 A	30-May-23												
P-01001G	Construction Utility Contract #1 - MOS & Portal CN-1250	01-Jun-09 A	01-Jun-09 A	30-May-23												
P-01001H	Construction Utility Contract #2 - UMS CN-1251	01-Jun-09 A	01-Jun-09 A	30-May-23												
P-01001I	Construction Tunnels CH-1242	01-Jun-09 A	01-Jun-09 A	30-May-23												
P-01001J	Construction ST1 P-1249 ATC	01-Jun-09 A	01-Jun-09 A	30-May-23												
P-01001K	Construction ST1 P-1249 ATC	01-Jun-09 A	01-Jun-09 A	30-May-23												
P-01001L	Construction CH-1240	01-Jun-09 A	01-Jun-09 A	30-May-23												
P-01001M	CH-1300 Milestone	01-Jun-09 A	01-Jun-09 A	30-May-23												
P-01001N	Construction UMS Station P-1245	01-Jun-09 A	01-Jun-09 A	30-May-23												
P-01001O	Construction CTS Station P-1246R	01-Jun-09 A	01-Jun-09 A	30-May-23												
P-01001P	Construction YSM Station P-1245	01-Jun-09 A	01-Jun-09 A	30-May-23												
P-01001Q	Construction ST3 P-1246	01-Jun-09 A	01-Jun-09 A	30-May-23												
P-01001R	Project Start Up	01-Jun-09 A	01-Jun-09 A	30-May-23												
P-01001S	Unallocated Contingency	01-Jun-09 A	01-Jun-09 A	30-May-23												
<p>Required Revenue Service Date: 25-Dec-18 Data Date: 25-Jun-21</p>																



Workers putting anti graffiti film on the agent booth at UMS

Contracts & Construction

Construction Contracts In Progress

Contract 1300: Combined Work Packages 1253, 1254, 1255, 1256

- Contractor: Tutor - Perini Corporation
- Amount: \$1,143.78 million
- Contract Status: 96.4% completed construction

Contracts Completed

[See Appendix D](#)

Contract 1250: Moscone Station and Portal Utilities Relocation

Contract 1251: Union Square/Market Street Station Utility Relocation

Contract 1277: Pagoda Theater Site Demolition (Funded separately from the CS Project budget)

Contract 1252: Central Subway Tunneling

Contract SBE Participation (Updated Quarterly) [See Appendix E](#)

Stations, Surface, Track and Systems

Contract 1300 Contractor: Tutor-Perini Corporation

Description of Work

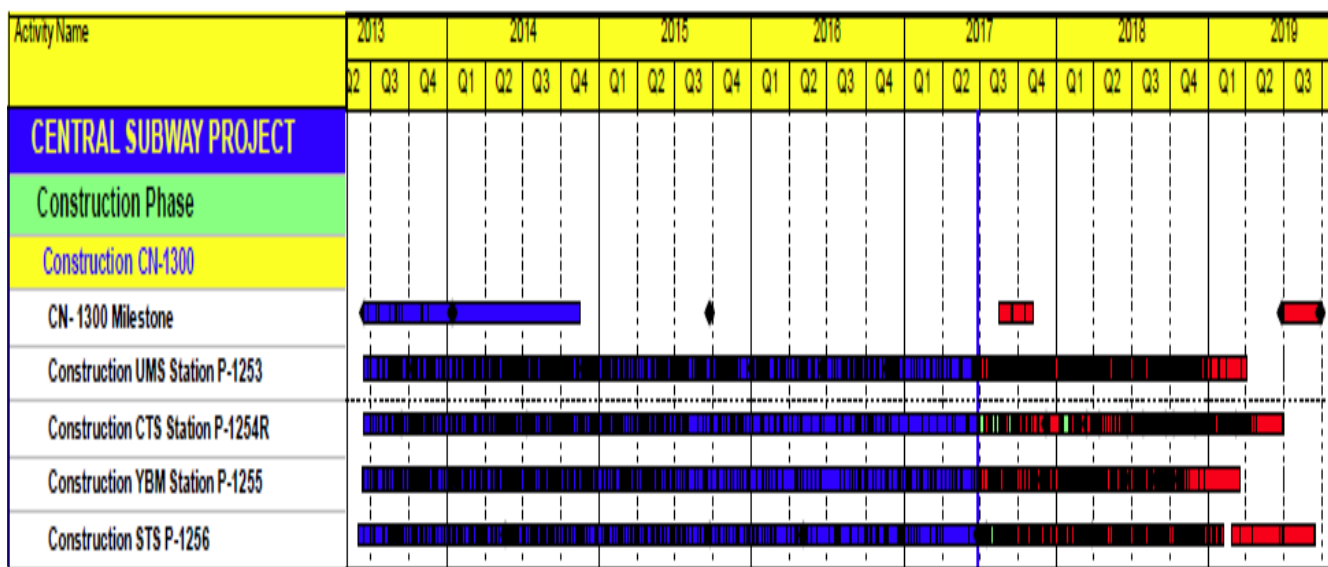
The Contract 1300 scope is to construct the Central Subway's three subway stations, one surface station, construct the 2,000 feet of surface track, and install track and operating systems throughout the new alignment. The separate station and systems work packages are presented in the following pages.

Work includes station finishes, AC and DC substations, elevators, escalators, lighting, emergency ventilation fans, HVAC fire alarm/ suppression/ protection, Cutter Soil Mixing, secant pile bottom up and Sequential Excavation Method construction, settlement monitoring, building protection, connecting to and modifying the BART Powell Street Station, PA, CCTV, signage, installation of fare collection equipment and station start-up and commissioning.

Contract Details	
Contract Awarded:	May 21, 2013
Notice to Proceed:	June 17, 2013
Substantial Completion:	Spring 2021
Contract Award Value:	\$839,676,400
Modifications to Date (\$):	\$304,100,065
Modifications to Date (Days):	1,052
Current Contract Value:	\$1,143,776,465

Budget/Expenditures▲	
Current Budget	\$1,130,545,999
Other Project Offset Credits	\$12,483,280
Expenditures to Date	\$1,126,918,244

1300 Summary Schedule



Chinatown Station

Contract 1300 - Work Package 1254R

Description of Work

This Work Package is to construct one subway station. Includes station finishes, AC and DC Traction Power substations elevators, escalators, lighting, emergency ventilation fans, HVAC fire alarm/ suppression/ protection, slurry wall top-down construction, settlement monitoring, building protection, PA, CCTV, signage, installation of fare collection equipment and station start-up and commissioning.



Current Work Status

- Continued installing plumbing at Plaza level
- Continued testing Elevators 1, 2, 3 and 4
- Began testing Escalators 1 & 2
- Continued installing GFRC panels at Plaza level
- Completed trouble shooting traction power and train control components
- Continued Power and Lighting Testing
- Continued Security System Testing
- Completed electrical deluge system control wiring
- Begin installing handrails for ramp and stairs at Plaza
- Completed construction of PCC 50 Chinatown Plaza
- Completed testing deluge piping system
- Continued construction of Station Agent Booth
- Continued UPS and SCADA Testing
- Continue EV Fan Testing
- Continued street work (minor), ongoing monitoring and surveying

Work Expected Next Month

- Complete installing plumbing at Plaza level
- Complete testing Elevators 1, 2, 3 and 4
- Complete testing Escalators 1, 2, 3, 4, 5 and 6
- Complete installing GFRC panels at Plaza level
- Begin installing train platform Kiosks
- Begin installing kiosks at Concourse Ticketing Hall
- Continue Security System Testing
- Continue electrical and mechanical components testing
- Continue commissioning electrical and mechanical systems
- Complete construction of Station Agent Booth
- Complete installing handrails for ramp and stairs at Plaza
- Complete UPS and SCADA Testing
- Complete EV Fan Testing
- Continue cavern grouting to embed waterproof membrane


Chinatown Station

- Continue street work (minor), ongoing monitoring and surveying

Three Month Look Ahead

- Abandon dewatering wells on Stockton Street
- Install street traffic signal pole, pullboxes, and control box at intersection of Stockton/ Washington
- Complete cavern grouting to embed waterproof membrane
- Begin artwork installation
- Complete Systems Start up and Acceptance Testing

Station Construction Progress Section

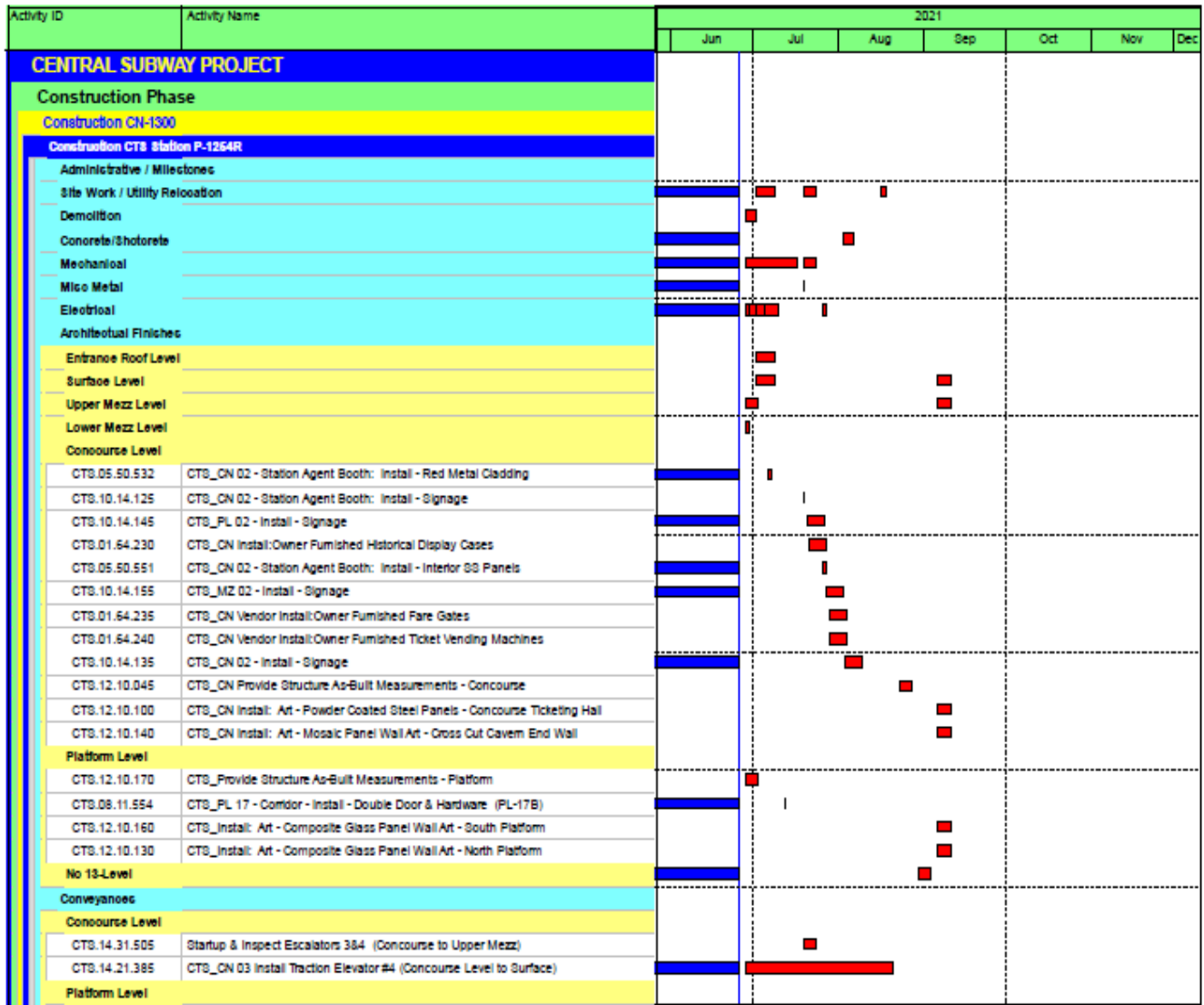


Chinatown Station Construction Status - Continued

Contract Details	
Contract Awarded:	May 21, 2013
Notice to Proceed:	June 17, 2013
Substantial Completion:	Spring 2021
Contract Award Value:	\$247,567,810
Modifications to Date (\$):	\$156,659,801
Modifications to Date (Days):	1,052
Current Contract Value:	\$404,227,611

Budget/Expenditures	
Current Budget	\$392,247,198
Other Project Offset Credits	\$9,435,183
Expenditures to Date	\$387,853,924

CTS Three Month Schedule



Union Square/Market Street Station

Contract 1300 Work Package 1253

Description of Work

This Work Package is to construct one subway station and perform related street work. Includes station finishes, AC and DC traction power, substations elevators, escalators, lighting, emergency ventilation fans, HVAC fire alarm/ suppression/ protection, slurry wall top-down construction, settlement monitoring, building protection, PA, CCTV, signage, installation of fare collection equipment and station start-up and commissioning. This work package also involves reconstruction Street work which includes Geary St, O'Farrell St, Ellis Street and Stockton street from Post Street to the intersection of 4th / Ellis St / Market St.



Current Status This Month

- Began installing connection for added disconnect switches in Elevator 1 and 2 room
- Initiated applying anti-graffiti on Plaza level, Station Agent Booth, faregates, Escalators 2 and 3 and Elevators 3 and 4
- Began installing fireproofing at core drill location for traction conduits in gap breaker room & phenolic labels in deluge panel on Platform level
- Began installing ground wire in auxiliary electrical room on Mezzanine level
- Began installing light fixtures in Elevator 1
- Continued cleaning Elevator 1 hoistway components, elevator cab, and painting the components such as angles attached to the tube steel and hydraulic fluid line piston casing
- Completed painting conduits on Platform level
- Completed installation of drywall ESC, CMU wall and escalator side walls/ cladding at north and south ends of Platform level
- Completed installation of FHC

Work Expected Next Month

- Begin cleaning struts
- Continue fire proofing in gap breaker room
- Continue cleaning Elevator 1 hoistway components.
- Complete installation of ground wire in auxiliary communication room
- Complete installation of disconnect switches in Elevator 1 & 2 room
- Complete installation of Elevator 1 & 2 pit lights

Three Month Look Ahead

Completion of the following:

- Elevators and escalators testing
- Cleaning the station
- Installation of door marker tiles

Continued construction / begin installation and testing of the following:

- Overhead plumbing, fire protection piping and overhead fixture

Union Square/Market Street Station

Contract 1300 Work Package 1253


and electrical

- Access controls
- HVAC and EV Startup and Testing
- Power and Lighting Startup and Testing
- Fire Alarm /PA / Security System Startup and Testing
- Permanent PG&E historic street-lights at O'Farrell and Stockton Street
- Traffic cabinets



View of seismic bracing above the platform

Station Excavation and Construction Progress Section

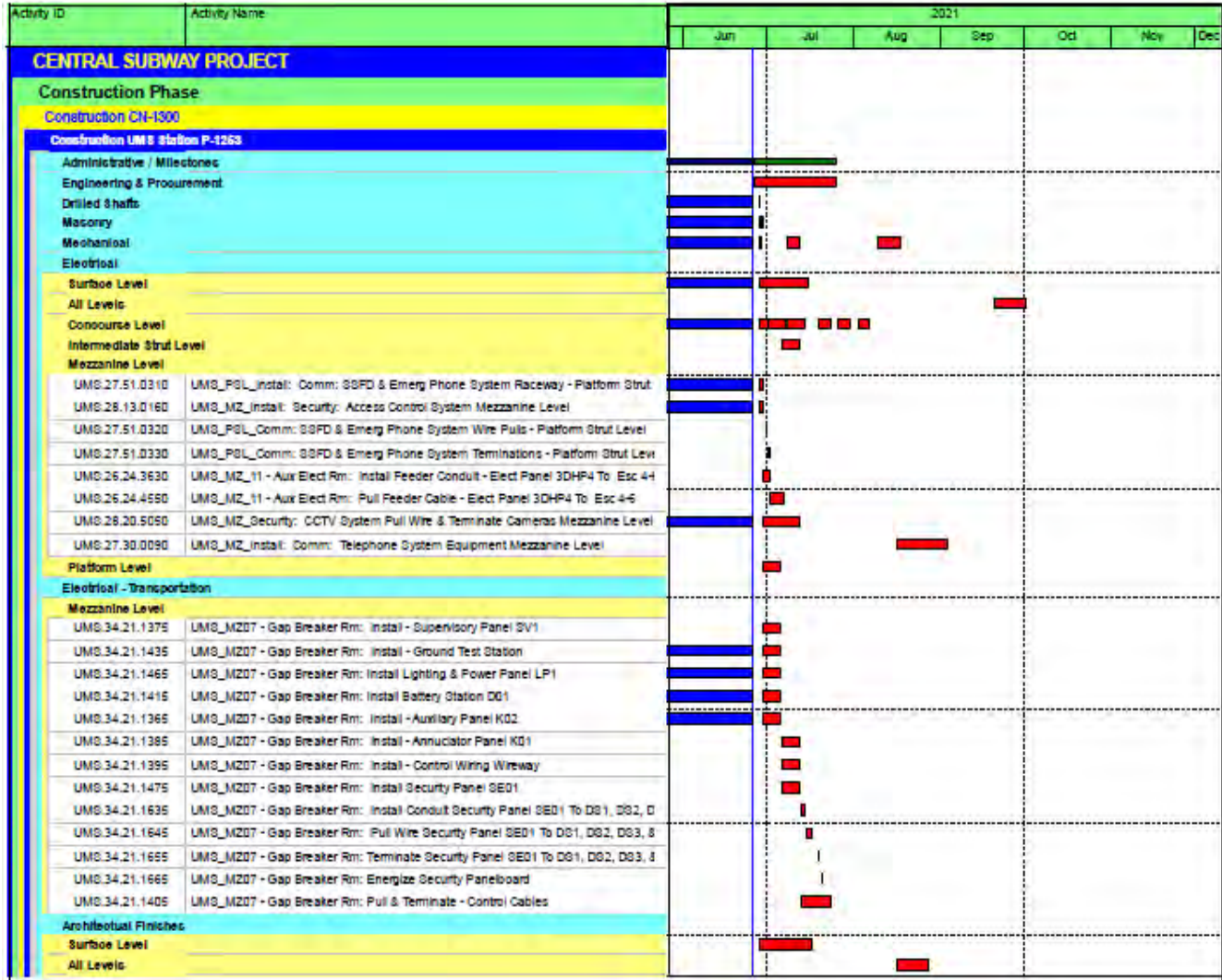


Union Square Market Street Station Construction - Continued

Contract Details	
Contract Awarded:	May 21, 2013
Notice to Proceed:	June 17, 2013
Substantial Completion:	Spring 2021
Contract Award Value:	\$294,030,590
Modifications to Date (\$):	\$20,744,337
Modifications to Date (Days):	1,052
Current Contract Value:	\$314,774,927

Budget/Expenditures ▲	
Current Budget	\$314,030,590
Expenditures to Date	\$311,943,622

UMS Three Month Schedule



Yerba Buena/Moscone Station

Contract 1300 - Work Package 1255

Description of Work

This Work Package is to construct one subway station. Includes station finishes, AC and DC Traction Power substations elevators, escalators, lighting, emergency ventilation fans, HVAC fire alarm/ suppression/ protection, slurry wall top-down construction, settlement monitoring, building protection, PA, CCTV, signage, installation of fare collection equipment and station start-up and commissioning.

Current Status

- Completed 80% working on alignment and bolt down traction power gear and installed bus duct at TP room
- Performed pretest for deluge spray pattern demonstration
- Performed pressure test and vacuum testing for refrigerant piping at Concourse level
- Started applying anti-graffiti coat for glazes at Station level
- Finalized outlet and electrical panel testing
- Began working on resolving water leak issue on stab-up conduits going through Platform to Invert level
- Began terminating positive cables at TP boxes at Platform level.
- Began terminating negative feeder cables in stab-up conduits at Platform level
- Began first round escalator cleaning for Escalator 1 and 2

Work Expected Next Month

- Complete installing handrails at ingress/ egress Stair 8 & 9
- Complete installing signage
- Complete installing archeological display at Concourse level
- Complete installing ticketing area at Concourse level
- Complete interior finishes on Mezzanine




- Complete installation of sculpture at Surface level
- Complete Station Agent Booth, panel sign off, door and interior finish
- Complete Traction Power Gear Testing
- Complete Traction Power SCADA Testing
- Complete CCTV testing for Elevators
- Complete deluge spray pattern demonstration with SFFD
- Complete terminating wire for blue light emergency phones
- Heat Recovery Coils and Air Balance
- Complete metal cladding installation at Escalator 1 and 2
- Complete metal cladding installation at Escalator 3
- Complete daiken testing of reworked systems
- Complete room pressure tests
- Complete Elevator and Escalator functionality tests

Yerba Buena/Moscone Station

Contract 1300 - Work Package 1255

Three Month Look Ahead

- Complete installing handrails at ingress/ egress Stair 8 & 9
- Complete installing signage
- Complete interior finishes on Mezzanine
- Complete installation of sculpture at Surface level
- Complete Station Agent Booth, panel sign off, door and interior finish
- Complete traction power gear testing
- Complete traction power SCADA testing
- Complete CCTV testing for Elevators
- Complete Deluge Spray Pattern demonstration with SFFD
- Complete terminating wire for blue light emergency phones
- Complete metal cladding installation at Escalator 1 and 2
- Heat Recovery Coils and Air Balance
- Complete metal cladding installation at Escalator 3
- Complete daiken testing of reworked systems
- Complete room pressure tests
- Complete Elevator and Escalator functionality tests




View of the platform at YBM

Station Excavation and Construction Progress Section

North


South



West

4th St.

East



Yerba Buena Moscone Station Construction - Continued

Contract Details	
Contract Awarded:	May 21, 2013
Notice to Proceed:	June 17, 2013
Substantial Completion:	Spring 2021
Contract Award Value:	\$158,089,000
Modifications to Date (\$):	\$4,889,959
Modifications to Date (Days):	1,052
Current Contract Value:	\$162,978,959

Budget/Expenditures ▲	
Current Budget	\$173,089,000
Other Project Offset Credits	\$415,331
Expenditures to Date	\$160,593,668

YBM Three Month Schedule

Activity ID	Activity Name	2021						
		Jun	Jul	Aug	Sep	Oct	Nov	Dec
CENTRAL SUBWAY PROJECT								
Construction Phase								
Construction CN-1300								
Construction YBM Station P-1256								
Concrete/Shotcrete								
Electrical								
Under Platform Level								
YBM.34.22.0350	YBM_UP_Install: Elect: Pull Negative Feeder Cable, Coil & Protect(Traction Power)							
YBM.34.21.1215	YBM_IV 302 - Traction Power Rm: Energize A/C TPSS Equipment							
Electrical - Transportation								
Under Platform Level								
YBM.34.22.0330	YBM_IV 302 - Traction Power Rm: Pull - Traction Power Cables Pulbox B-01 To P01							
YBM.34.21.1235	YBM_IV 302 - Traction Power Rm: Pull Wire - DC Control							
YBM.34.21.1205	YBM_IV 302 - Traction Power Rm: Pull & Terminate AC Control Cable							
YBM.34.21.1255	YBM_IV 302 - Traction Power Rm: Pull Cable - Negative Feeder							
YBM.34.21.1265	YBM_IV 302 - Traction Power Rm: Terminations - Negative Feeder (By 1256)							
Conveyances								
All Levels								
YBM.14.21.125	Startup & Test Elevators #1, 2							
YBM.14.31.207	Startup & Test Escalator #3,4 from Concourse to Surface Level							
YBM.14.21.155	Startup & Test Elevators #3, 4							
YBM.14.31.197	Startup & Test Escalator #1,2 from Platform to Concourse Level							
Startup & Testing								
Platform Level								
Y.4.545	YBM- Building Systems Start-up & Testing							
No 18-Diag								
Surface Level								
All Levels								
Concourse Level								
YBM.25.24.147	YBM_CN - Install Sewage Ejection Pump Control Panel Headhouse Concourse							
YBM.10.14.115	Install Signage, Concourse Level (10 14 00)							
YBM.08.80.110	Glazing/ Glass Door, Station Agent Booth, Concourse Level (08 80 00)							
YBM.09.53.205	Install Perforated Metal Ceiling Systems, Station Agent Booth, Concourse Level (09 53 00)							
Mezzanine Level								
YBM.08.11.100	Install - Door & Hardware, Mezzanine Level							
YBM.10.14.125	Install Signage, Mezzanine Level (10 14 00)							
YBM.23.31.351	YBM_MZ_302 - Mech Rm:Startup & Test - HVAC:Supply Fan #1							
YBM.23.31.351	YBM_MZ_302 - Mech Rm:Startup & Test - HVAC:Exhaust Fan#1							
YBM.21.12.375	YBM_MZ Install Fire Suppression System DGP & TSP Mains Mezzanine Headhouse							
YBM.26.50.995	YBM_Elect - Electrical Punchlist Work							
Platform Level								
YBM.08.11.107	Install - Door & Hardware, Platform Level							

Systems, Trackwork, & Surface Station

Contract 1300 - Work Package 1256

Description of Work

This Work Package is to construct one Surface Station. Includes light rail track and systems, track invert, track safety walkways; light rail track and systems constructed on the 2,000 foot surface for the alignment from the tunnel portal, south to the tie-in to the existing Muni T-Line at Fourth and King Streets; and the surface Fourth and Brannan Street (FBS) Station.

Current Status

- Continued 4th/Brannan platform construction
- Continued traction power conduit and other electrical conduit installation inside tunnel for CCTV, telephone, tunnel lighting, and tunnel electrical power
- Continued traction power cable installation, terminations, and installation of cross bonds throughout the tunnel.
- Continued OCS support, riser, and wire installation throughout the tunnel
- Continued telephone enclosure and blue light installation in tunnels
- Continued fiber system installation and terminations in comm rooms (SFDT)
- Continued ATCS and radio system testing

Work Expected Next Month

- Continue 4th/Brannan platform construction
- Continue surface signaling work on 4th St.
- Continue traction power conduit and other electrical conduit installation inside tunnel for CCTV, telephone, tunnel lighting, and tunnel electrical
- Continue traction power cable testing, installation and terminations
- Continue telephone enclosure and blue light installation in tunnels
- Continue OCS support, riser, and wire installation
- Continue fiber system installation and terminations in comm rooms (SFDT)
- Continue ATCS and radio system testing



- Continue 4th/King OCS installation

Three Month Look Ahead

- Complete OCS/street light pole installation
- Continue OCS support/wire installation in tunnel and on 4th Street
- Continue 4th/Brannan platform construction
- Continue surface signaling, traffic signal and street lighting work on 4th St.
- Continue electrical conduit installation inside tunnel for CCTV, telephone, tunnel lighting and tunnel electrical power
- Continue OCS support, riser, and wire installation
- Continue pulling traction power feeder cables on surface
- Continue train case fabrication and testing for 4th/King and Bluxome Crossover
- Complete surface signaling to existing system at 4th/King
- Continue fiber system installation and terminations in comm rooms (SFDT)
- Continue ATCS and radio system testing

Systems, Trackwork, & Surface Station Construction - Continued

Contract Details	
Contract Awarded:	May 21, 2013
Notice to Proceed:	June 17, 2013
Substantial Completion:	Spring 2021
Contract Award Value:	\$139,989,000
Modifications to Date (\$):	\$121,805,969
Modifications to Date (Days):	1,052
Current Contract Value:	\$261,794,969

Budget/Expenditures	
Current Budget	\$242,642,502
Other Project Offset Credits	\$2,632,766
Expenditures to Date	\$266,527,030

Systems, Track and Surface Station Three Month Schedule

Activity ID	Activity Name	2021						
		Jun	Jul	Aug	Sep	Oct	Nov	Dec
CENTRAL SUBWAY PROJECT								
Construction Phase								
Construction CN-1300								
Construction STS P-1268								
Concrete/Shotcrete								
Tunnel Concrete								
Electrical								
Chinatown Station								
Union Square Station								
Moscone Station								
Fourth/King Intersection								
Fourth Street								
Fifth Street								
Fourth/Brannan Station								
Hamilton St								
Bryant St								
Brannan St								
Townsend St								
HeadHouse								
Northbound Tunnel or Trackway								
STS.34.42.0490	STS_Install: Train Control - Remote Feed Boxes-NB Portal to Moscone							
STS.34.42.0510	STS_Install: Train Control - ATSC Entry Point Signage - Portal							
STS.34.42.0880	STS_Install: Train Control - Remote Feed Boxes-NB Moscone to Union Square							
STS.34.42.0900	STS_Install: Train Control - ATSC Entry Point Signage - Moscone Station							
STS.34.42.2270	STS_Install: Train Control - Train Control Conduit - & JB's NB Portal To Moscone							
STS.34.23.1860	STS_Install: Tunnel Electrical - OCS Wires, Spacers, Insulators - NB Portal To Moscone							
STS.34.42.1260	STS_Install: Train Control - Remote Feed Boxes-NB Union Square to Chinatown							
STS.34.42.1270	STS_Install: Train Control - ATSC Entry Point Signage - Union Square Station							
STS.34.42.1630	STS_Install: Train Control - Remote Feed Boxes-NB Chinatown to North Limits							
STS.34.42.1640	STS_Install: Train Control - ATSC Entry Point Signage - Chinatown							
STS.34.22.2880	STS_Install: Tunnel Electrical - Pull/Terminate Traction Power Cable - PF0-04 To PF06							
STS.28.05.1560	STS_Install: Tunnel Electrical - Lighting Fixtures - NB Chinatown to North Limits							
STS.34.22.3280	STS_Install: Tunnel Electrical - Pull/Terminate Traction Power Cable - NB Portal Pull I							
STS.34.42.0500	STS_Install: Security - NB Portal Intrusion Devices							
STS.34.42.0520	STS_Install: Train Control - NB Switch Machines @ Chinatown Crossover							
STS.34.42.0480	STS_Install: Train Control - Axle Counter Electronics Boxes/Track Heads NB Portal to							
STS.34.42.2370	STS_Install: Train Control - Train Control Pull/ATSC Wire & Cable NB Portal To Mosco							
STS.34.42.2260	STS_Install: Train Control - Train Control Conduit - & JB's NB Moscone to Union Sq.							
STS.28.20.1780	STS_Install: Tunnel Electrical - CCTV Pull Wire & Terminate NB Union Square to Chit							
STS.28.20.1750	STS_Install: Tunnel Electrical - CCTV Pull Wire & Terminate NB Chinatown to North L							
STS.34.22.2840	STS_Install: Tunnel Electrical - Pull/Terminate Traction Power Cable - PF06 NB19 To							
STS.34.42.0410	STS_Install: Train Control - Train Control Signals - NB Portal to Moscone							

Program Components

Community Outreach

Outreach public information, events and presentations for June 2021 include:

- Conducted Chinatown Merchants Meeting (virtual)
- Ongoing outreach to merchants and residents by email and social media
- Produced quarterly construction update video and other multimedia content
- Responded to constituent complaints and questions
- Preparation and dissemination of construction notices

Outreach in Support of Mitigation and Monitoring

- Team members participated in weekly teleconference meeting to address neighborhood concerns
- Weekly photo documentation of project work and editing
- Weekly construction update emails sent to list of approximately 700 residents and stakeholders

No media coverage in June

Quality Assurance

Project Quality Assurance provides oversight of the implementation of the SFMTA Quality Assurance Program as it is applied to the Central Subway Project. Project Quality Assurance (QA) performs surveillances, audits and provides proactive feedback to the Project team. The team consists of designers, construction management staff, resident engineers, QA inspectors, the prime construction contractor, its quality control, subcontractors and suppliers.

Stations and Systems Contract CN1300 Quality Assurance Monitoring Activities

Project Quality Assurance performs the following activities to ensure that the quality program complies with project quality requirements:

- QA observation of all work in progress for all work packages
- QA observations of QC inspection, testing and documentation by Smith Emery for all work packages
- QA observation of station construction at CTS, UMS, and YBM
- QA observation of STS invert and plinth concrete placement and track installation
- QA observation of STS rail preparation and installation
- QA review of TPC's Quality Control (QC) Daily Inspection Reports posted to project records CM13 which includes TPC's Specialty Subcontractor's QC checklists, associated documentation and Smith Emery inspection and testing reports provided by TPC's subcontractor that provides laboratory and inspection services – including special inspections required for the City of San Francisco's Department of Building Inspection (DBI) for all permitted work
- QA participation in definable feature of work preparatory and initial phase meetings as scheduled by the contractor's QC manager
- QA participation in Weekly Work Package Progress Meetings for STS, YBM, UMS and CTS
- QA participation in Monthly Project Risk Mitigation, Safety and Security, and weekly Construction Management Board (CMB) meetings as scheduling constraints allow

Document comment and review:

- QA staff reviews quality related submittals, other submittals and Requests for Information (RFIs) as needed and requested to support the RE's and CM administration of the Quality Assurance Program
- QA staff performs random checks of the Contractor's independent field inspection and testing laboratory reports and results as provided by the Contractor's testing laboratory

Contractor Non Conformance Reports (CNCR) Status as indicated in the TPC QC CNCR Log:

During this period, seven CNCRs were opened and one CNCR was closed.

- 594 CNCRS are currently posted to the CNCR Log
- 47 CNCRs are currently posted to the CNCR Log as OPEN

Quality Assurance - Continued

Notice of Non-compliance (NCN):

In the event, for whatever reason, that the Contractor neglects or refuses to generate a Contractor Non-Conformance Report, the Engineer may issue a Non-Compliance Notice to the Contractor for any detected non-compliance in the Work or portion thereof that has not been performed in accordance with the Contract Documents.

- Project QA has issued 39 NCNs

Audits:

- Previously, Project QA performed an audit of the Contractor's compliance with specified requirements for Project Coordination and Management Staff. The audit resulted in five findings and five Corrective Action Requests. These findings remain open
- During this period, Project QA initiated an audit of the Contractor's compliance with document control and quality records requirements for the period

QA Issues:

- The Contractor is required to provide a Quality Control (QC) Daily Inspection Report. No reports were provided during this period.
- The Contractor is required to submit a revised Quality Control Program anytime there are changes to the program. In June, the Contractor was asked to submit a revised plan. The Contractor has not submitted a revision.
- The Contractor does not currently have the required number of QC staff. Four (4) full-time Assistant Contractor Quality Managers are required by Contract. Currently there are three vacancies
- The Contractor does not have a QC manager on the site at all times during construction as required by contract
- The Contractor continues to perform work in some instances prior to receipt of approved required submittals (including product information, coordination and shop drawings) and RFIs with or without knowledge of the Contractor's QC or responsible production supervision. This presents potential risk.

QA Concerns:

- The Contractor continues to furnish and install nonconforming OCS support brackets and hangers which do not meet certification and inspection requirements.
- The contractor continues to furnish and install OCS poles without meeting prerequisite certification requirements. Project QA issued STS NCN 003. The Contractor has not responded to the NCN
- The Contractor continues to VOID CNCRs without demonstrating that the work meets Contract requirements
- The Contractor is not identifying all nonconforming work as required by contract
- The Contractor continues to perform CNCR repairs prior to receiving approval of the proposed repair procedures
- The untimely identification and mitigation (SFMTA approval) of "last minute items" remains an ongoing challenge to all involved and often generates nonconforming work. Project quali-

Quality Assurance - Continued

ty has not suffered to date; however the aforementioned concern remains

- Project schedule compression demands disrupting RE, design staff priorities, and work flows as mentioned above; quality has not suffered but the concern remains

Program QA Practices Implemented:

- Close-out of Corrective Action Requests: Close outs continued as required from Quality Assurance staff's audits, surveillances and PMOC quarterly reviews. The status is tracked in the Corrective Action Log that is available to the project team and the FTA PMOC
- Project QA continues to hold meetings with the Resident Engineers, Assistant Resident Engineers, and QA inspectors of all stations to review project quality assurance procedures and requirements and to discuss contractor quality control requirements

Risk Management

A Risk Mitigation Management Meeting did not take place in June; however, the members will reconvene in July 2021 to review the top risk items in accordance with the risk summary sheet, which have been given a rating by the Committee of six and above. The Committee continues to discuss impacts of COVID to construction efficiency and impact to the schedule.

COVID related impacts to the project are continually being monitored and updated by the risk owner under risk #265. Currently, thirty-six (36) construction risks, two (2) revenue service risk and one (1) remaining requirement risk, are being tracked on the Project's Risk Register; in addition to, establishing strategies for mitigation and evaluating potential unforeseen issues or conditions.

The Committee continues to follow risks and statuses updated with the use of the risk mitigation status sheets, providing monthly updates by the Risk owner to demonstrate the assigned mitigation strategy is being implemented. The program has submitted to FTA and other funding partners with a revised Full Funding Grant Agreement (FFGA) which has adjusted the Revenue Service Date (RSD) and the Estimate at Completion (EAC).

Top Risks

Risk #	Risk Description	Risk Rating
265	COVID-19 directly impacts progress of the work resulting in increased costs and schedule delays.	14
255	Water leaks at YBM station, including water in conduits	10
266	Outstanding submittals and resubmissions related to safety and security certification requirement not being addressed.	9
251	Physical activities missing (not defined) in the schedule / identify activities of undefined scope	8
257	Systems Test Integration between components does not work; fails	8
205	Prolong period of CMod's creates additional cost/causes bad blood between Resident Engineer and Contractor	8
253	Do not have adequate (subcontractor) resources defined to perform the work to meet schedule performance	6
238	Quality Program is ineffective in processing the nonconformance items causing schedule impacts	6
229	CN1300 System Acceptance Testing takes a prolonged amount of time	6
230	SFMTA Commissioning Coordination (inaccurate time for coordination or participation from Muni Ops)	6

Program Safety & Security

On March 17, 2020, the Mayor and the City's Health Office issued a Public Health Order to "Shelter-In-Place" in response to the COVID-19 pandemic. As of June 15, 2021, the State of California along with the City and County of San Francisco are no longer using the "Tier System" to restrict indoor and outdoor activities related to COVID. The City's Health Office has adjusted these restrictions as conditions continue to improve related to COVID-19. The Contractors have implemented a revised site Safety and security plans to incorporate various requirements of the order. Construction of the Central Subway project continues to progress, and Construction Management team continues to monitor progress and to monitor the Contractor and Subcontractors compliance with the site safety plan.

The Contractor reported no cases in June. The current cumulative number of staff that have undergone quarantine for the project remains at twenty-nine. All quarantined personnel have followed the appropriate procedures to return to work. The Contractor is following the required protocol to maintain the safety of the work force. Safety and CM team continues to monitor these cases to ensure compliance with the Safety and Security protocols. CM team has added additional resources to monitor these cases along with others that are already identified with the project. The schedule team continues to monitor impacts to the production rate with these reported cases.

The San Francisco Municipal Transportation Agency is committed to the highest practical level of safety and security standards and practices in the public transit industry. The Safety and Security Management Plan (SSMP) components are reported on below as appropriate including, Safety and Security Committee, the Fire Life Safety and Security Committee the Construction Conformance Verification and Documentation and Contractor Safety and Security.

Project Management/Construction Management (PMCM) Team

Safety bulletin boards have subjects covering the daily job briefings. Weekly safety meetings are held on a weekly basis so all staff has an opportunity to attend. In response to shelter-in place, we have transitioned the weekly in person safety meetings to interfacing online via the Microsoft teams app platform.

Safety Summary for the 1300 Stations Systems Track Construction Package

In the month of June, there was no recordable injury.

Table 1300 Stations Construction Safety Record

Table 1300 below summarizes the Month to Date and Project to Date for the Stations, Systems and Track Construction contractor and subcontractors.

Next Month Look Ahead

1300 Contract

1. At CTS, we continue power and lighting, security system, UPS, SCADA and EV fan testings
2. At UMS, we continue to work on installation of switches, fireproofing, electrical and light fixtures
3. At the YBM station, we began to terminate cables and resolve water leak issues.
4. At the STS station, we continue traction power, fiber and other electrical conduit installation inside the tunnel.

Program Safety & Security - continued

Project Safety Record - Contract 1300

SAFETY GOALS

Through Month End June 2021

OSHA Recordable Accidents, <3.4
Lost Time Cases, <1.6

JOB TO DATE	Tutor	Subs	Total Project	Rate*
OSHA Recordable Accidents	39	8	47	1.09
Job Transfer or Restricted Duty Cases	0	0	0	0.00
Lost Time Cases	10	1	11	0.25
Total Project Incidents	49	9	58	1.34
Man Hours Worked Through M/E June 2021	4,173,958	4,480,983	8,654,940	

YEAR TO DATE (Month ,Day, Year to Month, Day, Year)	Tutor	Subs	Total Project	Rate*
OSHA Recordable Accidents	1	0	1	1.04
Job Transfer or Restricted Duty Cases	0	0	0	0.00
Lost Time Cases	0	0	0	0.00
Total Project Incidents	0	0	0	0.00
Man Hours Worked Through M/E June 2021	54,482	138,003	192,485	

* Rate is calculated based on number of incidents divided by total number of man hours worked multiplied by 200,000 man hours.
OSHA Recordable Accidents - 2008 Construction Industry Rate for Highway, Street, and Bridge Construction = 3.9

*Classifications change at a later date due to additional information becoming available, thereby, changing the numbers on the chart.
For example, what was once classified as an accident can become a first aid which leads it to no longer being recordable.

Technical Capacity

The program has added staff to Construction Management and Safety team to monitor the new requirements related to COVID. Additionally, the Program continues to identify other staff for the construction management team. These staff are needed to provide support for the current construction activities and Start-Up and Testing activities. These additional staff will supplement the existing staff to properly support ongoing effort to complete the project.



Exit signage at one of the STS surface stations

Staffing

The Central Subway Staffing Table shows Planned and Actual full-time equivalent staff (FTEs) working on the Program by organizational function and responsibility.

	Apr-2021		May-2021		Jun-2021	
	Planned	Actual	Planned	Actual	Planned	Actual
Project Management						
Program Management	6.60	4.75	6.60	4.75	6.60	4.75
Quality Assurance	1.80	1.00	1.80	1.00	1.80	1.00
Contract Administration	1.40	7.00	1.40	7.00	1.40	7.00
Community Outreach	5.50	2.00	5.50	2.00	5.50	2.00
Finance	2.00	0.00	2.00	0.00	2.00	0.00
Project Controls	4.80	4.65	4.80	4.65	4.80	4.65
Subtotal	22.10	19.40	22.10	19.40	22.10	19.40
Construction Management						
CM - CN 1252	0.00	0.00	0.00	0.00	0.00	0.00
CM - CN 1300	21.55	40.10	21.55	39.10	21.55	42.60
Design Support - CN 1252	0.00	0.00	0.00	0.00	0.00	0.00
Design Support - CN 1300	9.00	15.75	9.00	15.00	9.00	15.00
Subtotal	30.55	55.85	30.55	54.10	30.55	57.60
Start Up						
Start Up / Safety & Security	5.95	4.00	5.95	4.00	5.95	4.00
Subtotal	5.95	4.00	5.95	4.00	5.95	4.00
Total	58.60	79.25	58.60	77.50	58.60	81.00

*FTE counts may change at a later date due to additional information becoming available, thereby, changing the numbers on the chart.

Third-Party Agreements

No activity in this reporting month.

LRV Procurement

SFMTA has initiated a new light rail vehicle procurement to acquire up to 260 vehicles over the next 15 years. The scope includes the design, manufacture, delivery and testing of up to 260 light rail vehicles together with associated services, spare parts, special tools, training and documentation. This includes an initial delivery of 24 cars, scheduled for delivery from 2017 - 2018 to supplement the fleet when the SFMTA's Third Street Phase 2 - Central Subway Project extension opens.

The delivery of 24 vehicles related to Central Subway has been completed.



Art above ticketing boot at YBM

central T subway

Current Construction Activity



Chinatown (CTS)



Union Square/Market Street (UMS)



Yerba Buena/Moscone (YBM)



4th St. Surface Track, Systems (STS)






Surface level plaza at CTS



Work being done on the agent booth on the concourse level



View of the future BART entrance at UMS



View of the ceiling art at UMS



Elevator on the platform at YBM



Headhouse entry at YBM



Signage in place in the tunnel



View down the Portal

Appendix A

DETAIL COST REPORTS

*June 2021 Notice: The City continues to experience problems that were caused by error and inaccuracy from the transition from FAMIS to Financial System Project (FSP). An updated methodology has been implemented within the financial reporting that will provide more accurate figures for transactions occurring in fiscal year 2021.

1. PROJECT COST

The revised Cost Estimate (CCE) for the Central Subway Project is \$1.845 billion in year of expenditure dollars (\$YOE). The project continues to work with our funding partners to address the current funding issues. Currently, the project estimates the Estimate at Completion (EAC) to be \$1.891B or \$313M above the original budget of \$1.578B. These revised estimates have been shared with our board and funding partners. Based on the additional funding requirement, the project has received additional \$299M from capital contingency funds. The project will continue to work with Finance and Grants to secure the remaining funds. EAC has been incorporated with claim settlements, contract modifications and delayed cost due to the current pandemic. With the revised EAC, the team continues to update the various cost sheets to reflect the revised budget and EAC along with any impacted appendix. The team continues to work with SFMTA Finance and Grants to book the remaining funds as they are identified and become available to the program.

Total net incurred costs for the project are \$1,845.45 million, a \$11.06 million increases over last month. The cost to date figure reflects expenditures through FAMIS 786 Report (\$1,843.05 million) plus the utilities joint trench Form B Reimbursement payment (\$12.51 million), invoices currently being processed (\$14.10 million) and estimates of outstanding pay requests credits of (\$24.17 million). The revised total project budget is \$1.877 billion due to additional local funds received.

The current funding level to date has already been fully met which includes excess local funds consisting of Operating funds of \$71,600,000 appropriated in April 2021. The original total project budget of \$1.578 billion has already completed its original funding of the program in July 2020. The project team will continue to work with our financial partners to ensure that impacts to the project are minimized and the additional funds are secured.

CONTRACT	PP NO	PP PERIOD	PROG PYMT
		TO	AMOUNT
CS155.1*	70	6/30/2016	\$ 24,327.00
CS155.1*	71	9/30/2016	\$ 65,000.00
CS155.1*	72	12/30/2016	\$ 50,000.00
CS155.1*	73	3/31/2017	\$ 35,282.00
CS155.2	134	4/30/2021	\$ 325,764.21
CS155.2*	135	5/31/2021	\$ 325,764.21
CS155.2*	136	6/30/2021	\$ 325,764.21
CS155.3	131	2/28/2021	\$ 144,244.54
CS155.3	132	3/31/2021	\$ 198,397.78
CS155.3	133	4/30/2021	\$ 154,906.32

CONTRACT	PP NO	PP PERIOD	PROG PYMT
		TO	AMOUNT
CS155.3*	134	5/31/2021	\$ 147,159.33
CS155.3*	135	6/30/2021	\$ 147,159.33
CN1300	93	6/30/2021	\$ 9,534,051.87
CS149	146	1/31/2021	\$ 1,182,230.84
CS149	147	2/28/2021	\$ 1,125,949.92
CS149	148	3/31/2021	\$ 1,429,793.83
CS149*	149	4/30/2021	\$ 1,080,000.00
CS149*	150	5/31/2021	\$ 1,080,000.00
CS149*	151	6/30/2021	\$ 1,080,000.00
other accruals*		6/30/2021	\$ (28,535,272.38)

* Estimated Amount

\$ (10,079,476.99)

2. CONTINGENCY ALLOCATIONS AND USAGE

The Contingency Drawdown Curve is shown in Report 7.3. Follows by Report 7.4 Contingency Management Trend Report with the Remaining Contingency after Approved Changes Deducted contingency items in column "i".

In this reporting period, CN1300 Station did not process any contract modifications. Refer to Report 7.5 for approved contract modifications and potential changes.

3. BUDGET TRANSFERS

No budget transfers in this reporting period.

4. FORM B

The Utilities Joint Trench Form B Details is listed in the Table A2 below. Total utilities joint trench Form B Reimbursement payment to three construction contracts is \$12.51 million.

TABLE A2: UTILITIES JOINT TRENCH FORM B DETAILS	[A] Mar 2015 BUDGET	[B] EXPENDED TO DATE	Associated Cost Account
1.3.491.07.040.02 - FORM B - CN1250 UTILITY REIMBURSEMENT	(2,275,419)	2,463,325	1.3.081.07.040.02 - 1UTL:SITWORK: UTILITIES & RELOC
1.3.491.08.040.02 - FORM B - CN1251 UTILITY REIMBURSEMENT	(7,618,412)	3,608,217	1.3.082.08.040.02 - 2UTL:SITWORK:UTILITIES&RELOCATE
1.3.491.02.040.02 - FORM B - CN1252 UTILITY REIMBURSEMENT	(254,050)	3,975,656	1.3.083.02.040.02 - TUNN:Sitework:Utilities & Relocate
1.3.491.04.040.02 - FORM B - CTS: CN1300 UTILITY REIMBURSEMENT	(451,703)	443,046	1.3.085.04.040.02 - CTS.1254: SITE UTILITIES, UTILITY RELOCA
1.3.491.09.040.02 - FORM B - STS: CN1300 UTILITY REIMBURSEMENT	(1,000,000)	1,053,691	
1.3.491.03.040.02 - FORM B - UMS: CN1300 UTILITY REIMBURSEMENT	(528,370)	467,600	1.3.084.03.040.02 - UMS.1253: SITE UTILITIES, UTILITY RELOCA
1.3.491.05.040.02 - FORM B - YBM: CN1300 UTILITY REIMBURSEMENT	(100,000)	495,879	1.3.086.05.040.02 - YBM.1255: SITE UTILITIES, UTILITY RELOCA
TOTAL	(12,227,954)	12,507,414	

5. EARNED VALUE (EV) ANALYSIS

In June 2021 Report, the Preliminary Earned Value Analysis reports is based on the SFMTA June Schedule Update. The Planned Value, Earned Value, Actual Cost, Percent Complete and resulting indexes as follows:

Preliminary June Earned Value

Overall Budgeted Cost:	\$1,877,153,762
Planned Value:	\$1,593,491,019
Earned Value:	\$1,497,567,984
Actual Cost:	\$1,845,450,398
Schedule Performance Index (SPI):	0.94
Cost Performance Index (CPI):	0.81
Percent Complete:	94.0%

SFMTA, EV Chart
JUNE 30, 2021 Update

Activity ID	Activity Name	Start	Finish	Performance % Complete	Budgeted Total Cost	Planned Value Cost (PV)	Earned Value Cost (EV)	Actual Total Cost (AC)	CPI	SPI
CENTRAL SUBWAY PROJECT										
	Preliminary Engineering Phase	03-Jun-03 A	25-Apr-24	93.98%	\$1,877,153,762.15	\$1,583,491,018.89	\$1,497,567,984.05	\$1,845,450,386.78	0.81	0.94
	Final Design	03-Jun-03 A	07-Jan-10 A	100%	\$46,542,061.34	\$46,542,061.02	\$46,542,061.02	\$46,542,060.53	1.00	1.00
	Light Rail Vehicles	08-Jan-10 A	17-Jun-13 A	100%	\$115,075,987.10	\$115,075,987.06	\$115,075,987.06	\$114,092,881.00	1.01	1.00
	Real Estate	15-Apr-13 A	23-Dec-21	8.25%	\$12,000,000.00	\$26,385,653.00	\$2,177,131.58	\$11,929,246.72	0.18	0.08
	Construction Phase	01-Aug-08 A	15-May-15 A	100%	\$32,140,417.71	\$37,405,895.00	\$37,405,895.00	\$30,612,838.53	1.22	1.00
	Construction Support and Costs	03-Jan-10 A	04-Jan-24	95.42%	\$1,670,593,427.00	\$1,358,561,966.32	\$1,296,366,909.39	\$1,642,273,370.00	0.79	0.95
	Construction Utility Contract #1- MOS & Fernal CH-1260	03-Jan-10 A	04-Jan-24	99.76%	\$259,589,090.00	\$199,862,849.06	\$199,367,002.62	\$243,838,378.19	0.82	1.00
	Construction Utility Contract #2 - UMS CH-1251	04-Jan-10 A	23-May-11 A	100%	\$11,968,150.00	\$11,968,150.00	\$11,968,150.00	\$11,968,150.00	1.00	1.00
	Construction Tunnels CH-1252	12-Jan-11 A	15-Oct-12 A	100%	\$20,689,081.47	\$20,794,582.00	\$20,794,582.00	\$20,669,081.47	1.01	1.00
	Construction STS P-1206 ATCS	08-Jun-11 A	28-Jun-21	93.05%	\$233,511,253.03	\$251,089,047.23	\$233,608,974.28	\$233,511,253.34	1.00	0.93
	Construction STS P-XXXX Railob	20-May-14 A	28-Oct-21	53.87%	\$18,036,709.00	\$18,036,709.00	\$9,715,504.32	\$5,336,165.00	1.82	0.54
	Construction CH-1300	27-Aug-19 A	15-Oct-21	0.8%	\$4,809,852.50	\$4,841,950.49	\$38,735.60	\$32,096.00	1.21	0.01
	Unallocated Contingency	03-Jun-13 A	13-Jan-22	96.35%	\$1,122,009,291.00	\$651,988,878.54	\$620,853,960.36	\$1,126,916,244.00	0.73	0.96
	Project Management	28-Jun-21	19-May-22	0%	\$801,869.00	\$9,519,456.49	\$0.00	\$0.00	0.00	0.00
		20-May-22	25-Apr-24	0%	\$0.00	\$0.00	\$0.00	\$0.00	0.00	0.00

Earned Value Analysis and Definitions

SPI is a measure of schedule efficiency on a project. It is the ratio of earned value (EV) to planned value (PV). A SPI equal to or greater than one indicates more work was completed than planned and a value of less than one indicates less work was completed than planned. A value of less than 0.9 is unfavorable.

CPI is a measure of cost efficiency on a project. It is the ratio of earned value (EV) to actual cost value (AC). A CPI equal to or greater than one indicates a cost under run and a value of less than one indicates a cost overrun. A value of less than 0.9 is unfavorable.

The following earning rules are established for each of the phase:

Cost Element Group	Planned Value (Primavera)	Earned Value (Primavera)	Actual Cost (SFMTA Cost Accounting (SAP))
Prelim. Engineering	Expenditure Plan Level of Effort (LOE)	Equals to Planned Value (LOE)	Time Keeping; Vendor Accruals and Invoices
Final Design	Expenditure Plan Level of Effort (LOE)	Equals to Planned Value (LOE)	Time Keeping; Vendor Accruals and Invoices
Procurement	Planned Delivery Date	Actual Delivery Date	Time Keeping; Vendor Accruals and Invoices
Real Estate	Expenditure Plan Level of Effort (LOE)	Equals to Planned Value (LOE)	Time Keeping; Vendor/ Material Accruals and Invoices
Construction	Schedule of Work	% Complete* x Budget at Completion (BAC)	Vendor Accruals and Invoices
Sub-Total	Performance Measurement Baseline (PMB)	Total Earned Value	Total Actual Cost
Below the Line	+ Contingency		
Total	Approved Budget		

6. FUNDING SUMMARY

The Funding Available Table below shows the total awarded funds to date vs. the total committed funds from the Project’s funding sources.

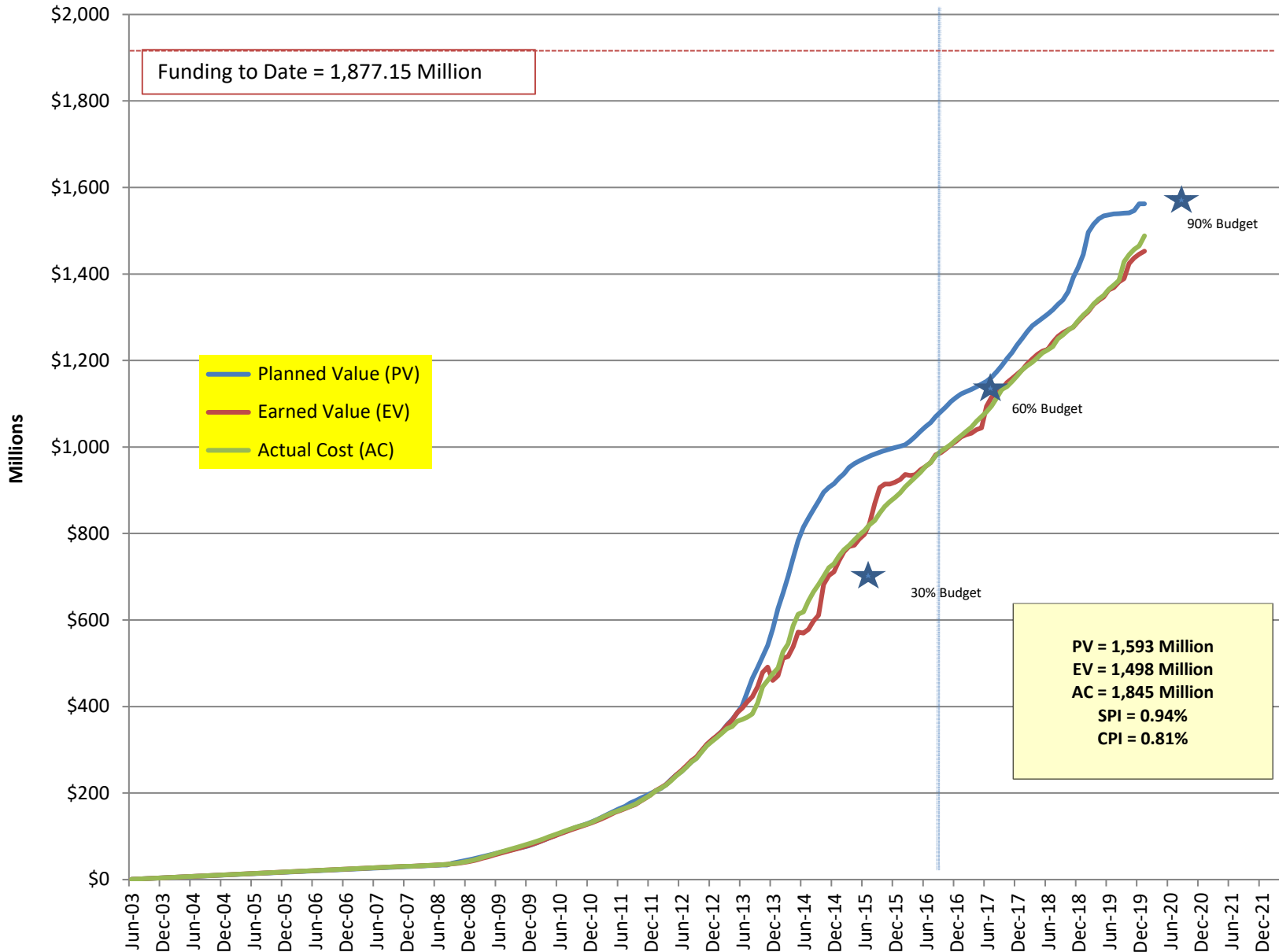
Funding Available Table		
	Funding	
	Committed Funding Sources	Total Awarded Funds to Date
Federal		
Sect. 5309-NS	\$942,200	\$942,200
Sect. 5307-OBAG	\$15,980	\$15,980
CMAQ	\$41,025	\$41,025
Federal Subtotal	\$999,205	\$999,205
State		
TCRP	\$14,000	\$14,000
State RIP	\$12,498	\$12,498
Prop. 1B (I-Bond)	\$308,601	\$312,236
PTIMSE		
Prop. 1A (HSR-Bond)	\$61,308	\$61,308
State Subtotal	\$396,407	\$400,042
Local		
LCTOP	\$4,000	\$4,000
Operating	\$4,970	\$311,424
MTA	\$0	\$475
Prop. B Pop Baseline	\$26,985	\$20,125
Prop. K	\$143,542	\$138,692
TSF Transit	\$3,191	\$3,191
Local Subtotal	\$182,688	\$477,907
CPT 544 Total	\$1,578,300	\$1,877,154

7. LIST OF COST REPORTS

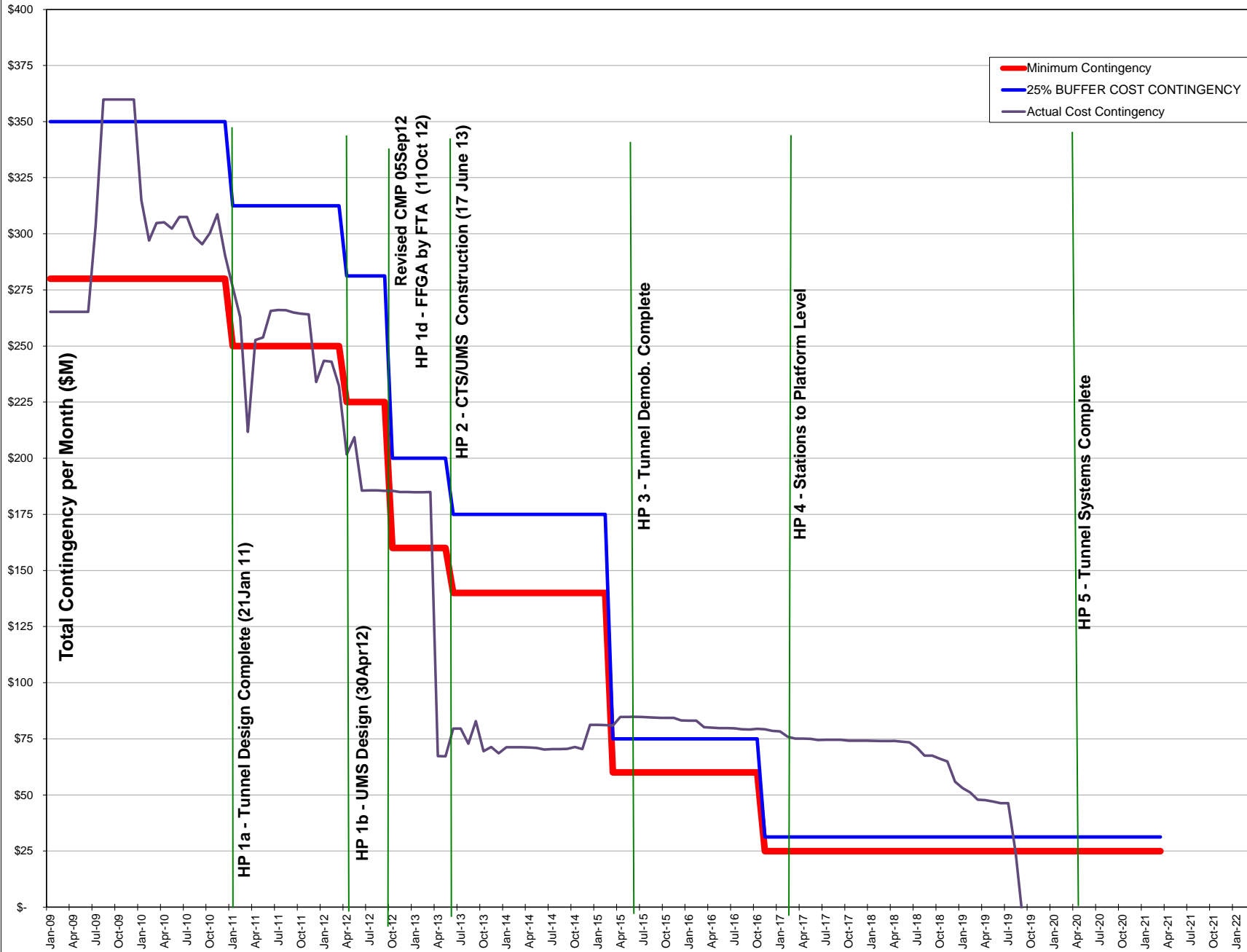
- 7.1 Program Project Budget
- 7.2 Earned Value Cash Flow
- 7.3 Contingency Drawdown Curve
- 7.4 Summary Contingency Management Trend Report
- 7.5 Detail Contingency Usage Report
- 7.6 Budget Revisions: Report sorted by Construction Packages & Soft Costs
- 7.7 Project Budget & Expenditure Report: Sorted by SCC Summary
- 7.8 Budget & Expenditure Report: Sorted by SCC Details
- 7.9 Detail Monthly Expenditure Report: grouped by Project Phase
- 7.10 Cost Report Notes

A. Central Subway Project						
Project	Name	Amount	PM	Funding Source	Reporting	Cost Report Notes
1	CPT544 Central Subway Project	\$1,601,008,106	J. Funghi	62% Fed, 30% State, 8% Local	yes	1
Total:		\$1,601,008,106				
B. Related SFMTA Capital Improvement Projects						
Project	Name	Amount	PM	Funding Source	Reporting	
2	CPT690 TBM Retrieval Shaft Relocation	\$9,700,000	Funghi/Magary	MTA Operating Funds	no	2
3	CPT718 Chinatown Metro Plaza	\$6,980,000	J. Funghi	Transbay Redevelopment	no	3
4	CPT665 Central Subway Project - Goodwill	\$2,367,750	K. Magary	I-Bond Interest	no	4
5	CPT705 MOH - Broadway/Sansome	\$8,000,000	K. Magary	MTA Operating Funds	no	5
Total:		\$27,047,750				
C. Central Subway Project - Project Offset Credits						
	From	Amount	Index	Notes	Reporting	
1	2009-2016 Utility Co. - Form B Reimbursement	\$12,227,954	--	Construction contracts	yes	6
2	2017-2019 PG&E - Power Feed Reimbursement	\$7,624,540	--	Not yet bill PG&E	yes	7
3	6/26/2013 BART Elevator	\$90,000	68CPT544135B	Not yet rec'd BART Funds	yes	8
4	11/6/2013 Tutor Perini - CAD Files	\$2,500	68CPT5441236	Deposit to Design Index	yes	9
5	1/27/2014 SFPUC - Sewer Main	\$2,925,296	68W251	Certified in Contract 1300	yes	10
6	8/27/2014 SFMTA Traffic Effectiveness Project funded	\$694,651	68W324/686D42	Contract 1252 CMod #40	yes	11
7	9/27/2014 SFPUC - 24" Water Main	\$328,860	68CPT544135A	Contract 1252 CMod #41	yes	12
8	2/15/2015 Chinatown Plaza Construction Estimate	\$75,000	68CPT7181341	Contract 1300 CMod #6	yes	13
9	3/27/2015 SFPUC - 24" Water Main Additional Work Support for North Beach Restoration, OCS and	\$112,102	68W409	Contract 1252 CMod #48	yes	14
10	3/15/2016 Streetlighting	\$155,468	68T7373342D2/D3	Contract 1252 CMod #51	yes	15
11	6/27/2016 DPW - MOU for Water Line above YBM Station SFWD - 8' water line at the intersection of Fourth and	\$438,218	68W592	Contract 1300 CMod #20 Contract 1252 CMod #49 partial	yes	16
12	12/9/2016 Jessie Street	\$21,020	68W456	(\$2,102) and #60 Contract 1300 CMOD #123	yes	17
13	1/15/2020 CS-Chinatown Metro Plaza - CN1300	\$9,360,183	68CPT7181341	partial	yes	17a
Total:		\$34,055,792				

Earned Value Cash Flow Curve



Cost Contingency Drawdown



COST ELEMENT	CONTRACT COST					CONTINGENCY					BUDGET	VARIANCE	Cost Report Notes	
	ORIGINAL CONTRACT VALUE / September 2013 SUPPLEMENTAL BUDGET	APPROVED CHANGES	CURRENT CONTRACT VALUE	POTENTIAL CHANGES	ESTIMATE AT COMPLETION (EAC)	ORIGINAL CONTINGENCY / Sep 2013 SUPPLEMENTAL CONTINGENCY (Include CN 1250 & CN1251)	CONTINGENCY ADJUSTMENT TRANSFERS	REVISED AUTHORIZED CONTINGENCY (Include CN1250 & CN1251)	REMAINING CONTINGENCY AFTER APPROVED CHANGES DEDUCTED [h - b]	REMAINING CONTINGENCY AFTER POTENTIAL CHANGES DEDUCTED [i - d]	ORIGINAL CONTRACT VALUE + REVISED AUTHORIZED CONTINGENCY [a + h]	BUDGET - ESTIMATE AT COMPLETE [j - e]		
	a	b	c	d	e	f	g	h	i	j	k			
SCC 10-50 CONSTRUCTION CONTRACT PACKAGES														
1250	UTILITY RELOCATION PACKAGE #1	9,273,939	2,694,211	11,968,150		11,968,150	1,953,377	740,834	2,694,211		11,968,150		18	
	Contract 1250 Department of Technology	166,756		166,756		166,756					166,756			
1251	UTILITY RELOCATION PACKAGE #2	16,832,550	3,836,531	20,669,081		20,669,081	5,367,297	(1,530,766)	3,836,531		20,669,081		19	
	Contract 1251 Department of Technology	75,615		75,615		75,615					75,615			
1252	GUIDEWAY TUNNEL	233,584,015	(72,762)	233,511,253	-	233,511,253	23,658,464	(23,731,226)	(72,763)		233,511,253	(1)	20	
1300	STATIONS	839,676,400	304,100,065	1,143,776,465	1,786,209	1,145,562,674	20,000,000	280,369,599	290,869,599	(13,230,466)	(15,016,675)	1,130,545,999	(15,016,675)	21
	1253 UNION SQUARE/MARKET ST STATION [UMS]	294,030,590	20,744,337	314,774,927	523,606	315,298,533	5,000,000	15,000,000	20,000,000	(744,337)	(1,267,943)	314,030,590	(1,267,943)	
	1254 CHINA TOWN STATION [CTS]	247,567,810	156,659,801	404,227,611	718,115	404,945,725	5,000,000	139,679,388	144,679,388	(11,980,413)	(12,698,527)	392,247,198	(12,698,527)	22
	1255 YERBA BUENA/ MOSCONE STATION [YBM]	158,089,000	4,889,959	162,978,959	379,590	163,358,549	5,000,000	10,000,000	15,000,000	10,110,041	9,730,451	173,089,000	9,730,451	
	1256 SURFACE TRACKWORK & SYSTEMS [STS]	139,989,000	121,805,969	261,794,969	164,899	261,959,868	5,000,000	115,690,211	111,190,211	(10,615,758)	(10,780,657)	251,179,211	(10,780,657)	
OTHER		39,923,508	23,775,304	63,698,812		63,698,812	2,056,645	10,560,000	26,958,595	(6,316,709)	(6,316,709)	66,882,103	(6,316,709)	23
	SCC 10 - 50 Construction Sub-total	1,139,532,783	334,333,350	1,473,866,132	1,786,209	1,475,652,341	53,035,782	266,408,441	324,286,173	(19,547,175)	(21,333,384)	1,463,818,956	(21,333,385)	24
SCC 60-80 SOFT COSTS PACKAGES														
60	ROW, LAND, EXISTING IMPROVEMENTS	36,511,799	(4,265,478)	32,246,321		32,246,321	1,000,000	(1,000,000)	0	0	0	32,246,321	0	25
70	VEHICLES	24,108,712	(7,308,712)	16,800,000		16,800,000	2,276,941	(7,076,941)	(4,800,000)	(4,800,000)	(4,800,000)	12,000,000	(4,800,000)	26
80	PROFESSIONAL SERVICES	310,518,041	56,410,151	366,928,192		366,928,192	18,221,079	(16,862,657)	1,358,422	1,358,422	1,358,422	368,286,614	1,358,422	26a
	SCC 60 - 80 Construction Sub-total	371,138,552	44,835,961	415,974,513	0	415,974,513	21,498,020	(24,939,598)	(3,441,578)	(3,441,578)	(3,441,578)	412,532,935	(3,441,578)	
SCC 90	UNALLOCATED CONTINGENCY						3,845,945	(261,295,781)	(257,449,836)	801,869	801,869	801,869	801,869	27
TOTAL		1,510,671,335	379,169,311	1,889,840,646	1,786,209	1,891,626,855	78,379,747	(19,826,938)	63,394,759	(18,446,880)	(18,446,880)	1,877,153,760	(14,473,095)	
												Total Project Budget	1,877,153,760	28
												Estimate At Completion	1,891,626,855	29
												Variance	14,473,095	30

Note #17 - Adjusted Contract 1252 Guideway Tunnel contingency "column g" to reflect construction contract modifications #20, #40, #41, #48, #51 and #60 were funded by other funding sources.

Contract Modification/Trend Log - Contract 1300 Stations

Awarded NTE Amount	839,676,400	\$1,143,776,465
Substantial Completion	Spring 2021	Spring 2021

	UMS	CTS	YBM	STS	COST REPORT NOTES
Potential Changes	523,606	718,115	379,590	164,899	31
Change Order - Pending					
CTS COR 2554 Plaza Lvl Fireproofed		2,619			
CTS PCC 1025 SU13A Grout Protection		1,789			
CTS PCC 863 Stair Nosing		1,376			
Job Readiness - CTS		(195,000)			
Job Readiness - STS				(70,000)	
Job Readiness - UMS	(195,000)				
Job Readiness - YBM			(70,000)		
STS COR 2129 Confirm Revised Routin				4,500	
STS COR 2266 Escalator Ultra violet				0	
STS PCC 1019 OCS Revisions at CTS				9,191	
STS PCC 1020 ATCS Cable Mod at Lenn				3,003	
STS PCC 1046 SCADA HMI Laptop OCC				3,344	
STS PCC 974 OCS Modifications CTS				23,867	
UMS PCC 1028 Fusible Disconnect Swi	21,330				
YBM PCC 1000 Esc 1 & 2 Cladding Fla			19,014		
YBM PCC 1017 Rmv-Rlct Wire& Conduit			2,079		
YBM PCC 1045 LEO Operators			2,809		
YBM PCC 824 Station Signage Revise			40,445		
YBM PCC 916 Revisions to IV302			56,875		
YBM PCC 970 Non-compliance Rectific			71,432		
Change Order Request (COR)					
COR 2656 UMS YBM ground test requir			116,447		
CTS COR 1042 SFWD Delay		177			
CTS COR 1966 Add'l Revision to Elev		396			
CTS COR 2165 Rebar at Stair 7 Slab		742			
CTS COR 2166 Layer of Rebar to CC A		1,512			
CTS COR 2330 Move Concrete Wall		1,271			
CTS COR 2350 Landscape Des. Issues		3,589			
CTS COR 2354 GFRC-1 Panel Det		6,322			
CTS COR 2363 Reloc. Switch Bank		19,061			
CTS COR 2385 Elev Rough Opening		2,454			
CTS COR 2398 GFRC Soffit		4,140			
CTS COR 2423 DBI Relocating Signs		2,473			
CTS COR 2433 H Beam Angle Rev		5,476			
CTS COR 2446 Chgs to Glass at Coil		11,658			

Contract Modification/Trend Log - Contract 1300 Stations

Awarded NTE Amount Substantial Completion	839,676,400 Spring 2021					\$1,143,776,465 Spring 2021
	UMS	CTS	YBM	STS	COST REPORT NOTES	
CTS COR 2447 EXP Joint Cover		6,315				
CTS COR 2449 Circuit Breaker Change		4,802				
CTS COR 2453 Rail Mod Due to Damper		3,930				
CTS COR 2461 Vent Shaft Drainage		8,566				
CTS COR 2466 CTS Power for UPS Batt		5,529				
CTS COR 2477 Stair Glass & Framing		13,362				
CTS COR 2495 Demountable GFRC		3,431				
CTS COR 2499 PSC Added Esc Barrier		294				
CTS COR 2520 Beam Conflict Stair 6		2,307				
CTS COR 2530 GFRC Panels Over Doors		7,998				
CTS COR 2558 power for door operato		2,681				
CTS COR 2567 GFRC plate details		5,357				
CTS COR 2575 Rolling Gate Add Hardw		556				
CTS COR 2594 Parapet Wall at Plaza		28,089				
CTS COR 2606 anti static floor		1,782				
CTS COR 2611 location of switches		3,336				
CTS COR 2615 relocation of cmu wall		7,332				
CTS COR 2622 added bathroom accesso		1,235				
CTS COR 2624 V-rail at crosscut cav		4,168				
CTS COR 2651 Install LEO Door Opera		297				
CTS COR 2661 area of refuge conflic		17,078				
CTS COR 2665 changes tele enc		1,028				
CTS COR 2688 HSS support GL C		5,528				
GEN COR 1686 T&M Delay Impacts	496,734					
STS COR 1676 Pavement Renovation De				68		
STS COR 2002 All Stations Keying Sc				713		
STS COR 2362 Doors Project Delay Im				19,037		
STS COR 2383 Signal Power Wiring De				783		
STS COR 2390 Termination Details fo				2,549		
STS COR 2434 Facilitate Routing of				8,472		
STS COR 2441 SCADA PLC Cabinet Powe				3,495		
STS COR 2452 Revise Radio Mount due				2,613		
STS COR 2493 Elevator Cabs CCTV Cab				7,320		
STS COR 2517 CAT XQ425 Generator wi				2,297		
STS COR 2533 Excavation Permit to P				629		
STS COR 2543 Groundwater Intrusion				7,400		
STS COR 2601 Plumbing and Fire Perm				689		

Contract Modification/Trend Log - Contract 1300 Stations

Awarded NTE Amount	839,676,400				\$1,143,776,465
Substantial Completion	Spring 2021				Spring 2021
	UMS	CTS	YBM	STS	COST REPORT NOTES
STS COR 2620 TCP for the Installati				3,909	
STS COR 428 Sewer Roof Repair Detai				3,288	
STS COR 487 Re inspection of 4th an				9,828	
UMS COR 2467 RPSC Change Door Stops	902				
UMS COR 2475 Acc Ctrl @ Door CN34B	1,234				
UMS COR 2500 Bart Powell New Elev E	1,474				
UMS COR 2566 revis sdwk pave grade	2,672				
UMS COR 2610 Elv Relocatn of Existi	121,185				
YBM COR 2375 Access control for eme			20,029		
YBM COR 2399 Beam and Door Conflict			2,338		
YBM COR 2425 Surface Level Exterior			1,933		
YBM COR 2474 Revisions at Elevators			17,111		
YBM COR 2480 Metal panel cut-outs a			6,253		
YBM COR 2496 Elevator 3 & 4 Hoistwa			2,868		
YBM COR 2633 Water Intrusion			2,881		
Negotiation					
COR 2659 CTS fire alr horn strobe		69			
CTS 2602 Station Agent Booth Cab Do		1,643			
CTS COR 1810 Aluminum Roll Up Door		0			
CTS COR 1827 PA Mounting Detail		0			
CTS COR 1898 Concrete Wall Rebar to		0			
CTS COR 1924 Main Power Grating		0			
CTS COR 2416 Rev Floor Mounting		3,594			
CTS COR 2484 Reloc.&Instl Sprinkler		328			
CTS COR 2487 Recess in Conc. Wall		766			
CTS COR 2516 Provide Specs Terrazzo		2,356			
CTS COR 2525 Provide OH Elect DD EI		2,808			
CTS COR 2532 Provide SPEC & DES Det		1,845			
CTS COR 2538 PSC Provide REV Mounti		548			
CTS COR 2555 Power to Radio Cabinet		130			
CTS COR 2560 conflict with sprinkle		7,498			
CTS COR 2574 Finish on Concrete Wal		823			
CTS COR 2576 additional finish requ		1,983			
CTS COR 2577 thin paver at doors		682			
CTS COR 2582 GFRC Closure Trim at C		1,882			
CTS COR 2584 Painting GSM Coping		244			
CTS COR 2588 Stair 7 Handrail Termi		687			

Contract Modification/Trend Log - Contract 1300 Stations

Awarded NTE Amount Substantial Completion	839,676,400 Spring 2021					\$1,143,776,465 Spring 2021
	UMS	CTS	YBM	STS	COST REPORT NOTES	
CTS COR 2591 stair 6 col, beam, sla		1,238				
CTS COR 2595 added ss closure		14,246				
CTS COR 2596 wayfinding signage cha		45				
CTS COR 2598 Wood Trim Artwork Para		2,448				
CTS COR 2604 cmoke door adj		230				
CTS COR 2605 sub 10 14 00 07 rev		313				
CTS COR 2611 location of switches		765				
CTS COR 2618 surface finish boxes		752				
CTS COR 2638 specs fm fire cabinet		747				
CTS COR 2639 parapet GSM coping		381				
CTS COR 2641 Stair 6 CMU Wall Suppo		471				
CTS COR 2645 TPO roof membrane sht		3,707				
CTS COR 2649 utility trough ceiling		8,250				
CTS COR 2650 revised electrical for		2,920				
CTS COR 2661 area of refuge conflic		3,598				
CTS COR 2664 surface F3 fixture		92				
CTS PCC 548 Spot Acceleration 2.15		0				
CTS PCC 593 Station Benches Change		0				
CTS PCC 924 Access for Pipes at CMU		3,017				
CTS PCC 932 Power to Rails		1,657				
CTS PCC 934 Re-groutable Hose Inje		65,500				
CTS PCC 943 Reactivate 12" AWSS		36,685				
CTS PCC 960 Cement Board for Terraz		4,769				
CTS PCC 966 Neg Grnd Disconnect Swi		11,606				
CTS PCC 973 Prtctv Fiberglass Pipe		44,065				
CTS PCC 989 Elevator-Escalator Room		140,690				
CTS PCC 993 12' Vehicular Lane		3,064				
STS COR 2549 DSC NOD Miss 2" Sleev				117		
STS COR 2557 Changes to End of Plat				5,336		
STS COR 2583 CTS Stair Interface, N				4,541		
STS COR 2586 & Direction to Tie In				853		
STS COR 2658 portal gate in conflic				434		
STS PCC 1003 Traction Power K-6 Tie				6,697		
STS PCC 1039 OCS Support Rev SB UMS				3,472		
STS PCC 1044 Additional UTP Extend				606		
STS PCC 504 Traffic Control Require			4,306			
STS PCC 790 4th Street Portal Gate				12,014		

Contract Modification/Trend Log - Contract 1300 Stations

Awarded NTE Amount Substantial Completion	839,676,400 Spring 2021					\$1,143,776,465 Spring 2021
	UMS	CTS	YBM	STS	COST REPORT NOTES	
STS PCC 803 Add COVID Monitoring				14,354		
STS PCC 807 Cross Passage Door Fram				5,067		
STS PCC 921 OCS Dead End Revisions				6,866		
STS PCC 942 location of Directional				0		
STS PCC 957 ATCS RLB Support Mod				2,538		
STS PCC 980 Spot Acceleration				42,626		
UMS COR 2032 Mountaing Dtl Lght	2,471					
UMS COR 2297 Steel Ch @ Joint	624					
UMS COR 2512 Confirm Removal/Abando	4,407					
UMS COR 2559 Sprinkler under Plat	3,756					
UMS COR 2627 sub 10 14 00-005	0					
UMS COR 2663 powell ele tile change	1,234					
UMS PCC 1006 Bird Netting Placement	12,857					
UMS PCC 1027 Relocate S Pltfrm CCTV	33,051					
UMS PCC 1037 Glass Guardrail & Prec	601					
UMS PCC 1038 Install Limit Switch	9,620					
UMS PCC 802 Dlt BART Faregate	(957)					
YBM COR 390 Chip Mezzanine Headwall			6,001			
YBM PCC 1010 Missing UPS Wiring			5,827			
YBM PCC 1016 Guardrail Esc Mchn Rm			1,972			
YBM PCC 1030 Resolution of Elec Con			9,120			
YBM PCC 1054 Additional Water Mitig			1,006			
YBM PCC 1056 CCTV Camera Relocation			2,135			
YBM PCC 748 Added FSDs in Sector 3			10,627			
YBM PCC 770 Revised Wall Panels			9,582			
YBM PCC 889 Replace Transformer T-1			15,400			
YBM PCC 910 Water Remediation			1,006			
YBM PCC 939 Finishes for Gaps at Es			0			
YBM PCC 994 Esc Mac Rm Sliding Door			3,277			
Proposed Contract Change (PCC)						
CTS PCC 1002 T.Arais Artwork Scp Ch		40,692				
CTS PCC 1015 Removal of Hand&Gurad		319				
CTS PCC 1024 X3 Fixture Rev Location		47				
CTS PCC 1026 TPS East Wall Leak		20,823				
CTS PCC 1035 Rev1 Details of Subgrit		31,757				
CTS PCC 486Rev 1 Structural Slab Cha		3,811				
CTS PCC 548 Spot Acceleration		200,000				

Contract Modification/Trend Log - Contract 1300 Stations

Awarded NTE Amount Substantial Completion	839,676,400 Spring 2021				\$1,143,776,465 Spring 2021
	UMS	CTS	YBM	STS	COST REPORT NOTES
CTS PCC 728Rev 1 Rev to Restroom Plz		1,043			
CTS PCC 937 Switchgear Anchor in TP		500			
CTS PCC 946 Cavern Grout Equivalent		17,415			
CTS PCC 971 Sidewalk Blockout for S		500			
CTS PCC 987 Provide Branch Selector		0			
CTS PCC 992 Protection for Cables		1,292			
CTS PCC628 Police Officer at Powell		15,000			
CTS PCC746 GFRC Framing Support		723			
STS PCC 1021 Tunnel Leak Repair				88	
STS PCC 1023 Traffic Barrier Remova				2,444	
STS PCC 618 Mod Swoosh Arm P1 P2				941	
STS PCC 725 ATS for CP5 Sump Pump				3,217	
STS PCC 831 ATCS Equip Transport				4,985	
STS PCC 938 Electrical Cabinet Revi				45	
STS PCC 958 Asbestos Testing Abate				1,000	
STS PCC 978 Delete Tiles & Barriers				(336)	
UMS PCC 1004 EOP Gate Clearance	1,533				
UMS PCC 1034R1 Instl Rm vb Guardrail	1,080				
UMS PCC 930 Pwr for Gap Breaker Rm	799				
UMS PCC 941 EV Fan Damper Guardrail	2,000				
YBM PCC 1032 Eye Wash Sta Relocatio			2,260		
YBM PCC 817 Revise Spindle Length			1,000		
YBM PCC 933 Lighting Revisions in M			10,000		
YBM PCC 949 Dtls for Esc Cladding			2,713		
YBM PCC 982 Protection for Neg Rtrn			846		
Approved	20,744,337	156,659,801	4,889,959	121,805,969	
Contract Modification					
CMod # 14 YBM COR 036, 078			58,526		
CMod #017 CTS CORs 001 053 & 069		54,322			
CMod #018 CTS PCC 012		60,248			
CMod #021 STS CORs 48/52/114/233/252				18,221	
CMod #025 - Various CORs			59,113		
CMod #026 YBM COR 072			84,509		
CMod #027 UMS PCC 092	0				
CMod #028 CTS PCC 017.1		97,743			
CMod #029 STS PCC 009.1					(143,668)
CMod #033 CTS Various CORs		56,422			

Contract Modification/Trend Log - Contract 1300 Stations

Awarded NTE Amount Substantial Completion	839,676,400 Spring 2021					\$1,143,776,465 Spring 2021
	UMS	CTS	YBM	STS	COST REPORT NOTES	
CMod #034 CTS Various CORs		19,334				
CMod #035 STS PCC 077				11,147		
CMod #037 CTS Various CORs		8,886				
CMod #038 STS Various CORs				52,553		
CMod #039 UMS Various CORs	23,271					
CMod #040 YBM Analytical Soil Test			3,655			
CMod #049 STS DSC CORs				136,728		
CMod #050 STS DSC CORs				67,036		
CMod #053 STS DSC CORs				17,035		
CMod #081 Various DSC CORs & PCCs			57,886			
CMod #082 YBM COR 385			21,170			
CMod #083 YBM Various Changes			27,270			
CMod #084 YBM Various Changes			12,156			
CMod #085 YBM COR 086 Existing AT&T			156,831			
CMod #086 YBM COR 1106			1,897			
CMod #1 BART Elevator Option 1 @ Pow	90,000					
CMod #10 YBM PCC 042			64,287			
CMod #100 UMS PCC 102 Fire & Life	48,149					
CMod #101 YBM COR 75 Slurry Wall			22,423			
CMod #102 STS PCC 410 ATCS Ext Cable				125,412		
CMod #103 UMS PCC 345 Lead Paint	221,766					
CMod #104 CTS Soil CMod Suppl CMOD19		1,621,173				
CMod #105 UMS Schedule Recovery	732,979					
CMod #106 CTS COR 1080 Acceleration		970,131				
CMod #107 YBM PCC 446 COR 1425			1,500,787			
CMod #108 STS Various Changes				50,400		
CMod #109 YBM 109 Various CORs			33,471			
CMod #11 UMS PCC 002	12,997					
CMod #110 UMS COR 251 770 779 781	118,911					
CMod #111 STS PCC 457 Traffic Signal				38,012		
CMod #112 UMS Various Changes	337,401					
CMod #113 STS Various Changes				103,369		
CMod #114 YBM Various CORs			99,028			
CMod #115 CTS Various Force Accounts		25,026				
CMod #116 UMS COR 034/CCC 004 Type B	627,081					
CMod #117 YBM Various PCCs			111,027			
CMOD #118 YBM Various PCCs & CORs			421,616			

Contract Modification/Trend Log - Contract 1300 Stations

Awarded NTE Amount Substantial Completion	839,676,400 Spring 2021				\$1,143,776,465 Spring 2021	
	UMS	CTS	YBM	STS	COST REPORT NOTES	
CMod #12 STS Traffic Control				1,032,302		
CMod #123 CTS PCC 050 Chinatown Plaz		9,360,183				
CMod #124 STS Delete ARS				(4,876,785)		
CMod #125 Omnibus				18,995,027		
CMod #126 YBM Door Hardware PCC 318			1,648,534			
CMod #127 STS Office Lease				1,845,604		
CMod #128 STS Radio System Revisions				1,666,735		
CMod #13 CTS COR 006		57,707				
CMod #130 ATCS				15,920,625		
CMod #131 PCC 569 EVAC Fire Alarm				1,210,445		
CMod #133 CTS Frontier Temper Claims		10,382,106				
CMod #136 Fire Alarm				6,976,834		
CMod #15 YBM COR 196			3,178			
CMod #16 UMS COR 184	8,261					
CMod #19 CTS COR 007, 026		2,274,225				
CMod #20 YBM PCC 047 and 45			364,562			
CMod #22 UMS PCC 045, 046	16,198					
CMod #23 UMS PCC 058	63,838					
CMod #3 CTS Work Safely Ard Power Po		25,956				
CMod #30 YBM Various CORs			334,165			
CMod #31 UMS COR 595	53,701					
CMod #32 YBM Various PCCs			92,934			
CMod #36 YBM Conflict with Waterline			14,484			
CMod #4 CTS-Force Account Change Or		130,000				
CMod #41 YBM Class 2 Conta. Material			40,250			
CMod #42 UMS Addl. Service Conduits	36,873					
CMod #43 UMS D85 Structural Pile	65,188					
CMod #44 UMS Grade 50 Steel	572,884					
CMod #46 YBM/CTS/UMS S.walk Hatches			35,489			
CMod #47 UMS Roof Deck Schedule	76,124					
CMod #48 UMS Undgrnd. Storage Tanks	97,817					
CMod #5 YBM Deletion of Comp Groutin			(1,833,869)			
CMod #51 YBM Various CORs and PCCs			24,875			
CMod #52 YBM Undgrnd. Storage Tanks			167,393			
CMod #54 UMS USG Underpinning	732,157					
CMod #55 YBM Archeological Discovery			102,734			
CMod #56 YBM Contaminated Material			106,923			

Contract Modification/Trend Log - Contract 1300 Stations

Awarded NTE Amount Substantial Completion	839,676,400 Spring 2021				\$1,143,776,465 Spring 2021
	UMS	CTS	YBM	STS	COST REPORT NOTES
CMod #57 STS Crossover Materials				21,245	
CMod #58 STS DSC CORs				90,081	
CMod #59 CTS DSC CORs		66,592			
CMod #6 CTS Plaza Constr Supt Servi		75,000			
CMod #60 UMS USG Two Fuel Tanks	61,312				
CMod #61 YBM Various CORs			207,181		
CMod #62 UMS Wales and Waterproofing	277,714				
CMod #63 CTS DSC CORs		38,025			
CMod #64 STS DSC CORs and SFWD				52,570	
CMod #65 UMS Various CORs and PCCs	10,320				
CMod #66 STS Sewer Notching				66,949	
CMod #67 UMS Solar/Low-e Coating	23,290				
CMod #68 STS Various CORs				59,555	
CMod #69 UMS Various CORs	49,682				
CMod #70 YBM Various CORs			178,079		
CMod #71 UMS Haz and Asbestos Abate	81,907				
CMod #72 YBM COR 249. 566			74,694		
CMod #74 UMS PCC 39 12" Wtrln Reloc	336,236				
CMod #75 UMS COR 060 New 8" Wtr Line	58,672				
CMod #76 YBM COR 806 Gardril credits			(9,611)		
CMod #77 STS Various Changes				56,629	
CMod #78 STS Various DSC CORs				191,175	
CMod #79 STS PCC 014 Traffic Signal				242,427	
CMod #80 STS Add'l Work to DSCs CORs				111,701	
CMod #87 CTS Var Slurry Wall Changes		3,596,000			
CMod #88 STS Various COR Misc Work				38,346	
CMod #89 YBM CORs 390,485 & 848			85,095		
CMod #9 YBM COR 10,15,16,18,20,25			126,663		
CMod #90 CTS DRB Reimbursement		1,296,364			
CMod #91 YBM PCC 069			84,537		
CMod #92 CTS PCC 233 & 26		1,126,478			
CMod #93 STS Coordinate of ATCS Work				(18,036,709)	
CMod #94 UMS Various Changes	46,057				
CMod #95 UMS Bart Elv Opt 2 Add Cost	400,000				
CMod #96 UMS Comp Grout Quantities	775,000				
CMod #97 STS COR 322 Tunnel Cleaning				399,000	
CMod #98 YBM PCC 76 AWSS SSFM			163,113		

Contract Modification/Trend Log - Contract 1300 Stations

Awarded NTE Amount Substantial Completion	839,676,400 Spring 2021					\$1,143,776,465 Spring 2021
	UMS	CTS	YBM	STS	COST REPORT NOTES	
Cmod #99 UMS Various Changes	996,584					
CMod 073 - PCC 066 PB				96,516		
CMOD 24 STS PCC 23				108,053		
Cmod#119: UMS: Various Changes PCC 110, 124, 127 190, 191, 247, and 429	131,687					
Cmod#120: UMS: PCC 122R1 - UMS 1 1/2 inch Drain Piping Grout Details - Dowel Support	560,280					
Cmod#121: YBM: Various Changes COR 825, 1359, 1610 and PCC 320R1			142,904			
CMod#132 STS - CCC 105 Impacts of DSCs and Design Changes to Valverde				11,800,000		
Cmod#134: STS - Omnibus 1 Settlement				29,848,737		
Cmod#135: UMS - Layne Claims	13,000,000					
Cmod#137: CTS - Global Settlement		93,600,000				
Cmod#138: STS - Omnibus 2 Settlement				53,000,000		
CMod#7 STS FACOs 016, 017 & COR 009				80,170		
CMod#8 STS PCC 006 ATT MH, PB&Trench				225,208		
Cmod#884 UMS - Automobile Bus Acceleration - dummy	0					
Cmod#885: CTS - Communications - dummy		477,878				
Cmod#886: YBM - Communications - dummy			0			
Cmod#889: STS - Automobile Bus Acceleration -dummy				0		
CTS CMod #122 Schedule Delay Costs		31,240,000				
STS CMod 045 PCC 008 Tunnel Lowering				107,285		
Grand Total	21,267,943	157,377,915	5,269,549	121,970,868		

7.6 BUDGET REVISIONS: REPORT SORTED BY CONSTRUCTION PACKAGES & SOFT COSTS

Report Period: June 2021

		May 2021			June 2021				
Group by Contract & SCC	CATEGORY ITEM	May 2021 Base	May 2021 Allocated Contingency	May 2021 Base + Allocated Contingency (YOE)	June 2021 Base	June 2021 Allocated Contingency	June 2021 Base + Allocated Contingency (YOE)	BUDGET TRANSFERS [June 2021] vs. [May 2020]	Cost Report Notes
10-50	CONSTRUCTION CONTRACT PACKAGES	1,479,106,304	(20,129,296)	1,463,818,958	1,479,584,182	(20,607,174)	1,463,818,958	0	
1250	UTILITY RELOCATION PACKAGE #1	12,134,906		12,134,906	12,134,906		12,134,906	0	
	Contract 1250 Form B Credit	(2,275,419)		(2,275,419)	(2,275,419)		(2,275,419)	0	
1251	UTILITY RELOCATION PACKAGE #2	20,744,696		20,744,696	20,744,696		20,744,696	0	
	Contract 1251 Form B Credit	(7,618,412)		(7,618,412)	(7,618,412)		(7,618,412)	0	
1252	GUIDEWAY TUNNEL	233,511,253	0	233,511,253	233,511,253	0	233,511,253	0	32
	Contract 1252 Form B Credit	(254,050)		(254,050)	(254,050)		(254,050)	0	
1300	CN1300 STATIONS TOTAL	1,143,298,587	(21,289,296)	1,122,009,291	1,143,776,465	(21,767,174)	1,122,009,291	0	33
1253: UMS	UNION SQUARE/MARKET STREET STATION [UMS]	314,774,927	(744,337)	314,030,590	314,774,927	(744,337)	314,030,590	0	
	UMS 1253 Form B Credit	(528,370)		(528,370)	(528,370)		(528,370)	0	
1254: CTS	CHINA TOWN STATION [CTS]	403,749,733	(11,502,535)	392,247,198	404,227,611	(11,980,413)	392,247,198	0	
	CTS 1254 Form B Credit	(451,703)		(451,703)	(451,703)		(451,703)	0	
1255: YBM	YERBA BUENA/ MOSCONE STATION [YBM]	162,978,959	10,110,042	173,089,001	162,978,959	10,110,042	173,089,001	0	
	YBM 1255 Form B Credit	(100,000)		(100,000)	(100,000)		(100,000)	0	
1256: STS	SURFACE TRACKWORK & SYSTEMS [STS]	261,794,969	(19,152,467)	242,642,502	261,794,969	(19,152,467)	242,642,502	0	
	STS 1256 SFPUC SEWER MAIN CREDIT	(2,925,296)		(2,925,296)	(2,925,296)		(2,925,296)	0	
	STS 1256 Form B Credit	(1,000,000)		(1,000,000)	(1,000,000)		(1,000,000)	0	
OTHER	OTHER CONSTRUCTION TOTAL	89,412,062	1,160,000	90,572,062	89,412,062	1,160,000	90,572,062	0	
40.06	PUBLIC ART PROGRAM	8,175,555	1,160,000	9,335,555	8,175,555	1,160,000	9,335,555	0	
40.08	CN1300 JOB READINESS PROGRAM - OUTREACH	1,060,000		1,060,000	1,060,000		1,060,000	0	33
40.02	MISC. CONSTR CONTRCT WK (TRACTION POWER FOR 1251)	258,202		258,202	258,202		258,202	0	
40.01	CONTRACT 1300 SOIL PROCESS	500,000		500,000	500,000		500,000	0	34
50.01	THALES T&S ATCS	487,972		487,972	487,972		487,972	0	
50.01	CN1266-2 Advanced Train Control System (ATCS) - Implementation	25,007,930		25,007,930	25,007,930		25,007,930	0	34a
50.01	CN1266-1 Advanced Train Control System (ATCS) - Equipment	3,425,424		3,425,424	3,425,424		3,425,424	0	34a
50.06	MTA FARE COLLECTION EQUIPMENT	5,400,000		5,400,000	5,400,000		5,400,000	0	
50.06	BART FARE COLLECTION EQUIPMENT	700,000		700,000	700,000		700,000	0	

7.6 BUDGET REVISIONS: REPORT SORTED BY CONSTRUCTION PACKAGES & SOFT COSTS

Report Period: June 2021

		May 2021			June 2021				
Group by Contract & SCC	CATEGORY ITEM	May 2021 Base	May 2021 Allocated Contingency	May 2021 Base + Allocated Contingency (YOE)	June 2021 Base	June 2021 Allocated Contingency	June 2021 Base + Allocated Contingency (YOE)	BUDGET TRANSFERS [June 2021] vs. [May 2020]	Cost Report Notes
40.02	JOB ORDER CONTRACTS (JOCS) - CONSTRUCTION	117,255		117,255	117,255		117,255	0	
40.08	AON RISK INSURANCE	26,778,757		26,778,757	26,778,757		26,778,757	0	34b
40.02	PUBLIC AGENCIES UTILITY COORDINATION	3,713,215		3,713,215	3,713,215		3,713,215	0	
40.02	DEPARTMENT OF PARKING AND TRAFFIC (DPT)	1,200,000		1,200,000	1,200,000		1,200,000	0	
50.03	UNION SQUARE/ MARKET STREET STATION POWER FEED	2,959,826		2,959,826	2,959,826		2,959,826	0	
50.03	UNION SQUARE/ MARKET STREET STATIONS PERMANENT POWER	(2,350,000)		(2,350,000)	(2,350,000)		(2,350,000)	0	
50.03	CHINATOWN STATION POWER FEED	2,959,826		2,959,826	2,959,826		2,959,826	0	
50.03	CHINATOWN STATION PERMANENT POWER	(2,350,000)		(2,350,000)	(2,350,000)		(2,350,000)	0	
50.03	YERBA BUENA/ MOSCONE STATION [YBM] POWER FEED	3,125,222		3,125,222	3,125,222		3,125,222	0	
50.03	YERBA BUENA/ MOSCONE STATION [YBM] PERMANENT POWER	(2,368,540)		(2,368,540)	(2,368,540)		(2,368,540)	0	
50.03	SURFACE STATION POWER FEED	11,839		11,839	11,839		11,839	0	
50.04	COMMUNICATION CONNECTION COSTS	5,757,629		5,757,629	5,757,629		5,757,629	0	
50.05	CSP Radio Design	641,950		641,950	641,950		641,950	0	34c
50.05	CSP Radio Cable	377,788		377,788	377,788		377,788	0	34c
50.05	CSP Radio Design Procurement	3,822,212		3,822,212	3,822,212		3,822,212	0	34c
60	ROW, LAND, EXISTING IMPROVEMENTS	32,246,321	0	32,246,321	32,246,321	0	32,246,321	0	
60.01	PURCHASE OR LEASE OF REAL ESTATE	30,065,810	0	30,065,810	30,065,810	0	30,065,810	0	35
60.02	RELOCATION OF EXISTING HOUSEHOLDS	2,180,511		2,180,511	2,180,511		2,180,511	0	
70	VEHICLES	12,000,000	0	12,000,000	12,000,000	0	12,000,000	0	
70.01	LIGHT RAIL	12,000,000	0	12,000,000	12,000,000	0	12,000,000	0	36
80	PROFESSIONAL SERVICES	366,928,190	1,358,422	368,286,612	366,928,190	1,358,422	368,286,612	0	
80.01	PRELIMINARY ENGINEERING	46,202,674		46,202,674	46,202,674		46,202,674	0	
80.02	FINAL DESIGN	61,318,331		61,318,331	61,318,331		61,318,331	0	
80.03	PROJECT MANAGEMENT FOR DESIGN & CONSTRUCTION	110,742,469	0	110,742,469	110,742,469	0	110,742,469	0	36a

7.6 BUDGET REVISIONS: REPORT SORTED BY CONSTRUCTION PACKAGES & SOFT COSTS

Report Period: June 2021

		May 2021			June 2021				
Group by Contract & SCC	CATEGORY ITEM	May 2021 Base	May 2021 Allocated Contingency	May 2021 Base + Allocated Contingency (YOE)	June 2021 Base	June 2021 Allocated Contingency	June 2021 Base + Allocated Contingency (YOE)	BUDGET TRANSFERS [June 2021] vs. [May 2021]	Cost Report Notes
80.04	CONSTRUCTION ADMINISTRATION & MANAGEMENT	125,777,105	0	125,777,105	125,777,105	0	125,777,105	0	36a
80.05	INSURANCES	6,800,000		6,800,000	6,800,000		6,800,000	0	
80.06	LEGAL: PERMITS. REVIEW FEES BY OTHER AGENCIES	8,212,604		8,212,604	8,212,604		8,212,604	0	
80.07	SURVEYS, TESTING, INVESTIGATION. INSPECTION	933,100		933,100	933,100		933,100	0	
80.08	START-UP	6,941,907	1,358,422	8,300,329	6,941,907	1,358,422	8,300,329	0	
	ALL SCC CATEGORIES 10 TO 80	1,890,280,816	(18,770,874)	1,876,351,891	1,890,758,694	(19,248,752)	1,876,351,891		37
90	UNALLOCATED CONTINGENCIES			801,872			801,872		38
	TOTAL PROJECT COST 10 TO 100			1,877,153,764			1,877,153,764		
	TOTAL CONTINGENCY								
	CONTINGENCY MINIMUM								
	BELOW OR ABOVE MINIMUM								

COST STATUS BY CATEGORY	SCC CODES	Sum of Supplemental 2013 Budget	BUDGET May 2021	BUDGET TRANSFERS	BUDGET June 2021	Sum of June 2021	Remaining Budget (Column H-Column I)	June 2021 EAC	June 2021 Contingency	Cost Report Notes
		A	B	C	D	E	F	G	H	
GUIDEWAY & TRACK ELEMENTS	SCC 010	282,227,872	284,261,448	-	284,261,448	284,149,916	111,532	284,261,448		39
STATIONS, STOPS, TERMINALS, INTERMODAL	SCC 020	573,099,645	543,786,631	(477,878)	543,308,753	548,395,778	(5,087,025)	565,415,669		39
SITework & SPECIAL CONDITIONS	SCC 040	235,514,097	507,149,098	-	507,149,098	505,594,599	1,554,499	506,270,152		39
SYSTEMS	SCC 050	90,774,397	128,621,781	477,878	129,099,659	115,370,509	13,729,151	119,705,073		39
ROW, LAND, EXISTING IMPROVEMENTS	SCC 060	37,511,799	32,246,321	-	32,246,321	30,718,744	1,527,577	32,246,321		
VEHICLES	SCC 070	26,385,653	12,000,000	-	12,000,000	11,929,247	70,753	16,800,000		
PRELIM ENGINEERING	SCC 080.01	46,202,673	46,202,674	-	46,202,674	46,202,675	(1)	46,202,674		
FINAL DESIGN	SCC 080.02	61,137,604	61,318,331	-	61,318,331	61,341,236	(22,905)	61,318,331		
PM FOR DESIGN & CONSTRUCTION	SCC 080.03 - 080.04	197,146,664	236,519,574	-	236,519,574	227,992,056	8,527,518	236,519,574		39
OTHER PROF SRVCS	SCC 080.05 - 080.08	24,416,118	24,246,033	-	24,246,033	13,755,638	10,490,394	22,887,611		
UNALLOC CONTINGENCY	SCC 090	3,883,480	801,869	-	801,869	-	801,869		801,869	39
Grand Total		1,578,300,000	1,877,153,760	0	1,877,153,760	1,845,450,398	31,703,362	1,891,626,853	801,869	

SCC DESCRIPTION	June 2021 BUDGET	June 2021 CTD
010 - GUIDEWAY & TRACK ELEMENTS	284,261,448	284,149,916
020 - STATIONS, STOPS, TERMINALS, INTERMODAL	543,308,753	548,395,778
040 - SITEWORK & SPECIAL CONDITIONS	507,149,098	505,594,599
050 - SYSTEMS	129,099,659	115,370,509
060 - ROW, LAND, EXISTING IMPROVEMENTS	32,246,321	30,718,744
070 - VEHICLES (number)	12,000,000	11,929,247
080 - PROFESSIONAL SERVICES (applies to Cats. 10-50)	368,286,612	349,291,605
090 - UNALLOCATED CONTINGENCY	801,869	0
Grand Total	1,877,153,760	1,845,450,398

SCC DESCRIPTION	June 2021 BUDGET	June 2021 CTD
010.02-Guideway: At grade semi-exclusive (allows cross-traffic)	2,860,000	2,860,000
010.06-Guideway: Underground cut & cover	69,816,407	69,806,407
010.07-Guideway: Underground tunnel	200,374,315	200,277,215
010.09-Track: Direct fixation	6,761,089	6,756,657
010.12-Track: Special (switches, turnouts)	4,449,637	4,449,637
020.01-At-grade station, stop, shelter, mall, terminal, platform	7,602,857	6,984,666
020.02-Aerial station, stop, shelter, mall, terminal, platform	(19,152,467)	0
020.03-Underground station, stop, shelter, mall, terminal, platform	523,186,287	519,543,494
020.04-OTHER STATIONS, LANDING, TERMINALS: INTERMODAL, FERRY, TROLLEY, ETC	9,360,183	0
020.07-Elevators, escalators	22,311,892	21,867,618
040.01-Demolition, Clearing, Earthwork	12,754,615	12,502,015
040.02-Site Utilities, Utility Relocation	68,753,443	80,359,723
040.03-Haz. mat'l, contam'd soil removal/mitigation, ground water treatments	9,423,125	7,618,511
040.04-Environmental mitigation, e.g. wetlands, historic/archeologic, parks	1,122,899	626,185
040.05-Site structures including retaining walls, sound walls	2,706,431	2,706,431
040.06-Pedestrian / bike access and accommodation, landscaping	9,790,995	5,603,056
040.07-Automobile, bus, van accessways including roads, parking lots	6,579,099	6,476,597
040.08-Temporary Facilities and other indirect costs during construction	396,018,492	389,702,081
050.01-Train control and signals	38,688,008	38,087,702
050.02-Traffic signals and crossing protection	12,804,956	12,185,743
050.03-Traction power supply: substations	21,465,073	23,249,857
050.04-Traction power distribution: catenary and third rail	12,441,113	5,886,395
050.05-Communications	34,985,923	32,645,484
050.06-Fare collection system and equipment	6,100,000	841,265
050.07-Central Control	2,614,586	2,474,063
060.01-Purchase or lease of real estate	30,065,810	28,309,314
060.02-Relocation of existing households and businesses	2,180,511	2,409,430
070.01-Light Rail	12,000,000	11,929,247
080.01-Preliminary Engineering	46,202,674	46,202,675
080.02-Final Design	61,318,331	61,341,236
080.03-Project Management for Design and Construction	91,271,972	86,683,585
080.04-Construction Administration & Management	145,247,602	141,308,471
080.05-Professional Liability and other Non-Construction Insurance	6,800,000	6,340,196
080.06-Legal; Permits; Review Fees by other agencies, cities, etc.	8,212,604	6,433,496
080.07-Surveys, Testing, Investigation, Inspection	933,100	908,184
080.08-Start up	8,300,329	73,762
090.00-Unallocated Contingency	801,869	0
Grand Total	1,877,153,760	1,845,450,398

[A] Cost Account Description	[B] June 2021 Budget (YOE)	ACTUAL COSTS					[G] VARIANCE (B - F)	COST REPORT NOTES
		[C] PRIOR MONTH Total	[D] PRIOR MONTH Monthly	[E] CURRENT Monthly	[F] CURRENT Total			
TOTAL PRELIMINARY ENGINEERING	46,542,061	46,542,061	0	0	46,542,061	0	40	
11 - SFMTA PROJECT MANAGEMENT	8,800,164	8,253,957	0	0	8,253,957	546,208	41	
12 - SFMTA ENGINEERING SERVICES	11,425,594	11,425,594	0	0	11,425,594	0	42	
16 - DEPARTMENT OF PARKING AND TRAFFIC (DPT)	921,906	802,883	0	0	802,883	119,023		
21 - ARTS COMMISSION	1,500,570	1,500,570	0	58,814	1,559,384	(58,814)	43	
22 - FIRE DEPARTMENT	33,825	35,343	0	0	35,343	(1,518)		
23 - CITY ATTORNEY'S OFFICE	1,234,754	1,234,754	0	0	1,234,754	0		
24 - RISK MANAGEMENT	0	0	0	0	0	0		
26 - PLANNING	99,604	99,604	0	0	99,604	0		
27 - DEPARTMENT OF PUBLIC HEALTH (DPH)	4,420	4,420	0	0	4,420	0		
29 - CITY AUDITOR	336,735	336,735	0	0	336,735	0	44	
32 - DPW - IDC ENGINEERING (HYDRAULIC)	3,336,432	3,336,432	0	0	3,336,432	0		
34 - DPW - IDC CONSTRUCTION (CAPITAL)	17,462	17,462	0	0	17,462	0		
36 - DPW - BSM INFRASTRUCTURE (MAPPING)	76,549	76,549	0	0	76,549	0		
39 - DPW - PCS SITE ASSESSMENT & REMEDIATION (SAR)	13,993	13,993	0	0	13,993	0		
51 - 821 HOWARD STREET	1,005,653	1,005,653	0	0	1,005,653	0		
55 - 651 BRANNAN	2,294,910	2,294,910	0	0	2,294,910	0	45	
63 - CENTRAL SUBWAY PARTNERSHIP - AECOM-EPC JV CONTRACT 149	26,793,234	26,793,234	0	0	26,793,234	0	46	
66 - ANIL VERMA	395,204	395,204	0	0	395,204	0	47	
67 - HILL INTERNATIONAL CONTRACT 156	6,716,294	6,716,294	0	0	6,716,294	0	48	
68 - ARTHUR GALLAGER & CO. CS 164	6,800,000	6,340,196	0	0	6,340,196	459,804		
71 - TUNNEL/UTILITIES - CONTRACT # CONTRACT 155-1	5,469,336	5,469,336	0	0	5,469,336	0	49	
72 - STATIONS - CONTRACT # CONTRACT 155-2	26,220,609	26,220,609	0	0	26,220,609	0	50	
73 - SYSTEMS/INTEGRATION - CONTRACT 155-3	11,432,312	11,432,312	0	0	11,432,312	0	51	
331 - BAY AREA RAPID TRANSIT (BART)	146,427	146,427	0	0	146,427	0		
332 - SAN FRANCISCO COUNTY TRANSPORTATION AUTHORITY (SFCTA)	0	81,597	0	0	81,597	(81,597)		
TOTAL FINAL DESIGN	115,075,988	114,034,067	0	58,814	114,092,881	983,107		
11 - SFMTA PROJECT MANAGEMENT	21,500,000	19,792,309	134,153	87,174	19,879,483	1,620,517		
1.3.011.01.080.03 - CM:SFMTA LABOR-PROJECT MANAGEMENT	21,500,000	19,792,309	134,153	87,174	19,879,483	1,620,517		
12 - SFMTA ENGINEERING SERVICES	3,433,582	3,283,229	37,829	16,734	3,299,962	133,620		
1.3.012.02.080.04 - CM: SFMTA LABOR-ENGINEERING CONTRACT 1252	123,582	57,648	0	0	57,648	65,934		
1.3.012.06.080.04 - CM: SFMTA LABOR-ENGINEERING CONTRACT 1300	3,310,000	3,225,581	37,829	16,734	3,242,314	67,686		
13 - SFMTA CONSTRUCTION MANAGEMENT	28,002,275	26,840,831	170,038	121,612	26,962,443	1,039,832		
1.3.013.01.080.04 - CM:SFMTA LABOR-CONSTR. MANAGEM	28,002,275	26,840,831	170,038	121,612	26,962,443	1,039,832		
16 - DEPARTMENT OF PARKING AND TRAFFIC (DPT)	3,659,313	2,893,378	1,776	803	2,894,181	765,132		
1.3.016.01.080.04 - DPT CONTRACT 1300 SUPPORT UMS	299,600	403,301	117	0	403,301	(103,701)		
1.3.016.01.080.04 - DPT CONTRACT 1300 SUPPORT CTS	274,900	167,960	117	0	167,960	106,940		
1.3.016.01.080.04 - DPT CONTRACT 1300 SUPPORT YBM	238,400	228,385	117	0	228,385	10,015		
1.3.016.01.080.04 - DPT CONTRACT 1300 SUPPORT STS	876,876	387,410	1,426	803	388,213	488,663		
1.3.016.02.040.08 - DPT: FIELD OPS TUNNEL [B84]	0	1,464	0	0	1,464	(1,464)		

[A] Cost Account Description	[B] June 2021 Budget (YOE)	ACTUAL COSTS					[G] VARIANCE (B - F)	COST REPORT NOTES
		[C] PRIOR MONTH Total	[D] PRIOR MONTH Monthly	[E] CURRENT Monthly	[F] CURRENT Total			
1.3.016.02.040.08 - DPT: FIELD OPS TUNNEL [B86]	0	204,261	0	0	204,261	(204,261)		
1.3.016.06.040.02 - DPT:DPT TRAFFIC SHOP CONTRACT 1300	1,200,000	0	0	0	0	1,200,000		
1.3.016.08.040.08 - DPT:PCOS:2UTL [68A]	400,728	400,728	0	0	400,728	0		
1.3.016.08.040.08 - DPT:SSD CN:2UTL	0	108,020	0	0	108,020	(108,020)		
1.3.016.08.080.04 - DPT:SSD [1326]	252,536	252,536	0	0	252,536	0		
1.3.016.08.080.04 - DPT:SSD [13BN]	23,302	23,302	0	0	23,302	0		
1.3.016.08.080.04 - DPT:SSD [13CN]	963	963	0	0	963	0		
1.3.016.08.080.04 - DPT:SSD [B85]	92,008	92,008	0	0	92,008	0		
1.3.016.03.040.08 - PCOS:1300/UMS [68CPT544132W.CPT544132W]	0	163,411	0	0	163,411	(163,411)		
1.3.016.04.040.08 - PCOS:1300/CTS [68CPT544132X.CPT544132X]	0	0	0	0	0	0		
1.3.016.05.040.08 - PCOS:1300/YBM [68CPT544132Y.CPT544132Y]	0	207,537	0	0	207,537	(207,537)		
1.3.016.09.040.08 - PCOS:1300/STS [68CPT544132Z.CPT544132Z]	0	252,092	0	0	252,092	(252,092)		
17 - MOTIVE POWER	2,195	0	0	0	0	2,195		
1.3.017.07.040.02 - PWR:SFMTA-MOTIVE POWER-UTL.REL	2,195	0	0	0	0	2,195		
18 - SFMTA OPERATIONS	400,000	155,852	0	0	155,852	244,148		
1.3.018.04.040.02 - OPS:SUPPORT TO CONTRACT 1300/CTS	100,000	67,354	0	0	67,354	32,646		
1.3.018.06.080.07 - OPS:SUPPORT TO CONTRACT 1300 - UMS O/L	50,255	73,817	0	0	73,817	(23,561)		
1.3.018.06.080.07 - OPS:SUPPORT TO CONTRACT 1300/UMS	249,745	14,681	0	0	14,681	235,063		
19 - OTHER SFMTA	1,000,000	945,836	0	0	945,836	54,164		
1.3.019.07.080.07 - OTH.MTA SFMTA-SURVEY; TSTG [6840]	1,800	1,720	0	0	1,720	80		
1.3.019.08.040.08 - OTH.MTA 1251 MATERIALS	150,000	126,149	0	0	126,149	23,851		
1.3.019.08.080.07 - OTH.MTA OPERATION SUPPORT DUR	848,200	817,966	0	0	817,966	30,234		
21 - ARTS COMMISSION	12,010,886	6,562,734	12,412	10,766	6,573,500	5,437,386		
1.3.021.01.040.06 - ARTS:CTYCO-ARTS COMMISSION CONSTRUCTION COSTS	3,769,932	0	0	0	0	3,769,932		
1.3.021.01.080.03 - ARTS:CTYCO-ARTS COMMISSION [1227]	1,719,387	388,167	0	0	388,167	1,331,220	52	
1.3.021.01.080.04 - ARTS:CTYCO-ARTS COMMISSION [PWE335MPFUNA.CPT544122]	21,000	12,465	0	0	12,465	8,535		
1.3.021.06.080.03 - ARTS:CTYCO-ARTS COMMISSION PM [285MC.132J]	834,264	985,172	9,492	7,884	993,056	(158,792)		
1.3.021.01.080.03 - ARTS:CTYCO-ARTS COMMISSION [PWA335MPFUNA.CPT544132]	10,149	11,093	0	0	11,093	(944)		
1.3.021.01.080.03 - ARTS:CTYCO-ARTS COMMISSION [PWE335MPFUNA.CPT544132]	4,439	4,439	0	0	4,439	0		
1.3.021.06.040.06 - ARTS:CTYCO-ARTS COMMISSION [68CPT5441327.CPT5441327]	1,393,660	1,393,660	0	0	1,393,660	0		
1.3.021.06.040.06 - ARTS:CTYCO-ARTS COMMISSION [285MCPFUNA.CPT5441327]	3,011,963	3,767,739	2,920	2,881	3,770,620	(758,657)		
1.3.021.01.080.03 - ARTS:CTYCO-ARTS COMMISSION [132J]	86,091	0	0	0	0	86,091		
1.3.021.97.040.06 - ARTS:ARTS COMMISSION ALLOC CO	1,160,000	0	0	0	0	1,160,000		
23 - CITY ATTORNEY'S OFFICE	2,171,781	2,947,596	0	0	2,947,596	(775,815)		
1.3.023.01.080.06 - ATTY:CN LEGAL-CITY ATTORNEY OF	2,171,781	2,947,596	0	0	2,947,596	(775,815)		
25 - PUBLIC UTILITIES COMMISSION SEWER	(2,925,296)	0	0	0	0	(2,925,296)		
1.3.025.09.040.02 - STS.1256: SITE UTILITIES SFPUC SEWER MAIN	(2,925,296)	0	0	0	0	(2,925,296)		
26 - PLANNING	137,062	26,697	0	0	26,697	110,365		
1.3.026.01.080.06 - CM:CTYCO-PLANNING DEPARTMENT	137,062	26,697	0	0	26,697	110,365		
28 - PUBLIC UTILITIES COMMISSION WATER	4,242,012	5,427,204	10,927	5,424	5,432,628	(1,190,617)		
1.3.028.02.040.02 - CM:CTYCO-PUBLIC UTIL COMM. (PUC)	0	4,745	0	0	4,745	(4,745)		
1.3.028.02.040.08 - PUC: FIELD OPERATIONS TUNNEL	398,400	527,948	456	191	528,139	(129,739)		
1.3.028.02.080.04 - PUC:MTA CSP CN1252 [470465]	105,000	91,587	0	0	91,587	13,413		

[A] Cost Account Description	ACTUAL COSTS						COST REPORT NOTES
	[B] June 2021 Budget (YOE)	[C] PRIOR MONTH Total	[D] PRIOR MONTH Monthly	[E] CURRENT Monthly	[F] CURRENT Total	[G] VARIANCE (B - F)	
1.3.028.03.040.02 - PUC:CDD CONTRACT 1300/UMS SUPPORT	606,354	849,975	1,061	635	850,610	(244,256)	
1.3.028.03.080.04 - PUC:CMB CONTRACT 1300/UMS INSPECTION	230,000	48,770	0	0	48,770	181,230	
1.3.028.04.040.02 - PUC:CDD CONTRACT 1300/CTS SUPPORT	271,755	245,688	822	0	245,688	26,067	
1.3.028.04.080.04 - PUC:CMB CONTRACT 1300/CTS INSPECTION	115,000	94,909	0	2,786	97,695	17,305	
1.3.028.05.040.02 - PUC:CDD CONTRACT 1300/YBM SUPPORT	450,282	857,828	6,683	1,008	858,836	(408,554)	
1.3.028.05.080.04 - PUC:CMB CONTRACT 1300/YBM INSPECTION	184,000	155,783	0	0	155,783	28,217	
1.3.028.06.040.02 - PUC:CMB CONTRACT 1300/SFWD AWSS MATERIAL	225,079	474,781	456	0	474,781	(249,702)	
1.3.028.07.040.02 - PUC:PUC CDD WATER CONNECTION CONTRACT 1250	248,035	291,501	0	0	291,501	(43,466)	
1.3.028.07.080.04 - PUC:PUC CMB INSPECTION CONTRACT 1250	74,468	113,844	0	0	113,844	(39,376)	
1.3.028.08.040.02 - PUC:PUC CDD WATER CONNECTION CONTRACT 1251 [3BB]	0	92,579	0	0	92,579	(92,579)	
1.3.028.08.040.02 - PUC:PUC CDD WATER CONNECTION CONTRACT 1251 [445]	340,310	318,130	0	0	318,130	22,180	
1.3.028.08.080.04 - PUC:PUC CMB INSPECTION CONTRACT 1251	266,252	289,424	0	0	289,424	(23,172)	
1.3.028.09.040.02 - PUC:CMB CONTRACT 1300/STS SUPPORT	520,077	505,421	1,449	803	506,224	13,853	
1.3.028.09.080.04 - PUC:CMB CONTRACT 1300/STS INSPECTION	207,000	464,294	0	0	464,294	(257,294)	
32 - DPW - IDC ENGINEERING (HYDRAULIC)	1,150,459	560,763	0	0	560,763	589,696	
1.3.032.01.080.04 - CM:DPW:1424J-BUREAU OF ENGINEERING (BOE) [AB12]	(285,405)	(285,405)	0	0	(285,405)	0.00	
1.3.032.03.080.04 - DPW IDC HYDRAULIC CN1300 UMS SUPPORT	297,938	130,415	0	0	130,415	167,523	
1.3.032.04.080.04 - DPW IDC HYDRAULIC CN1300 CTS SUPPORT	295,639	22,125	0	0	22,125	273,514	
1.3.032.05.080.04 - DPW IDC HYDRAULIC CN1300 YBM SUPPORT	301,882	58,932	0	0	58,932	242,950	
1.3.032.06.080.04 -1424J-BOE LABOR [PWE1X5MPFUNA.CPT544112B112]	85,275	85,275	0	0	85,275	0	53
1.3.032.06.080.04-1424J-BOE LABOR [PWE1X5MPFUNA.CPT544112C112]	109,658	109,658	0	0	109,658	0	54
1.3.032.06.080.04 -1424J-BOE LABOR [PWE1X5MPFUNA.CPT544112D112]	15,791	15,791	0	0	15,791	0	55
1.3.032.06.080.04 -1424J-BOE LABOR [PWE1X5MPFUNA.CPT544112E112]	11,193	11,193	0	0	11,193	0	56
1.3.032.06.080.04 -1424J-BOE LABOR [PWE1X5MPFUNA.CPT544112F112]	107,798	107,798	0	0	107,798	0	57
1.3.032.06.080.04 -1424J-BOE LABOR [PWE1X5MPFUNA.CPT544112G112]	21,690	47,917	0	0	47,917	(26,227)	58
1.3.032.08.080.04 - DPW.HYRDDPW-BOE IDC ENG SVC DC	9,000	0	0	0	0	9,000	
1.3.032.09.080.04 - DPW IDC HYDRAULIC CN1300 STS SUPPOR	180,000	257,065	0	0	257,065	(77,065)	
34 - DPW - IDC CONSTRUCTION (CAPITAL)	6,703,969	6,345,071	0	0	6,345,071	358,898	
1.3.034.01.080.04 - DPW:BCM LABOR [2113]	2,140,142	2,140,142	0	0	2,140,142	0	
1.3.034.02.080.04 - DPW:CONSTR:1252 CM [CD12]	1,207,603	1,207,603	0	0	1,207,603	0	
1.3.034.02.080.04 - DPW:CONSTR:1252 CM [13AC12]	138,397	138,397	0	0	138,397	0	
1.3.034.06.080.04 - DPW:SITE ASSESSMENT & REMEDIATION (SAR) [132112]	506,858	506,858	0	0	506,858	0	
1.3.034.06.080.04 - DPW:CONSTR:1300 CM [13CP12]	2,710,969	2,352,071	0	0	2,352,071	358,898	
36 - DPW - BSM INFRASTRUCTURE (MAPPING)	465,562	158,741	0	0	158,741	306,821	
1.3.036.01.080.04 - DPW:MPPG:DPW-BUREAU OF ST USE	367,129	32,680	0	0	32,680	334,449	
1.3.036.02.080.04 - DPW:MPPG:1300-DPW-BUREAU OF ST USE [13CG12]	50,000	33,084	0	0	33,084	16,916	
1.3.036.02.080.06 - DPW:MPPG:DPW-BUREAU OF ST USE [13CF]	48,433	92,977	0	0	92,977	(44,544)	
37 - DPW - PCS MATERIAL TESTING LABORATORY	83,100	0	0	0	0	83,100	
1.3.037.01.080.07 - DPW.MTL.LABDPW-MATERIAL TESTIN	83,100	0	0	0	0	83,100	
39 - DPW - PCS SITE ASSESSMENT & REMEDIATION (SAR)	613,853	438,455	0	0	438,455	175,398	
1.3.039.01.080.04 - DPW:SITE ASSESSMENT & REMEDIATION (SAR) [2213]	92,459	92,459	0	0	92,459	0	
1.3.039.01.080.04 - DPW:SITE ASSESSMENT & REMEDIATION (SAR) [2250]	78,400	78,400	0	0	78,400	0	
1.3.039.01.080.04 -DPW:SITE ASSESSMENT & REMEDIATION (SAR) [2257]	151,515	151,515	0	0	151,515	0	

[A] Cost Account Description	ACTUAL COSTS						COST REPORT NOTES
	[B] June 2021 Budget (YOE)	[C] PRIOR MONTH Total	[D] PRIOR MONTH Monthly	[E] CURRENT Monthly	[F] CURRENT Total	[G] VARIANCE (B - F)	
1.3.039.01.080.04 - DPW:SITE ASSESSMENT & REMEDIATION (SAR) [2313]	24,343	24,343	0	0	24,343	0	
1.3.039.01.080.04 - DPW:SITE ASSESSMENT & REMEDIATION	58,757	10,109	0	0	10,109	48,648	
1.3.039.01.080.04 - DPW:SITE ASSESSMENT & REMEDIATION (SAR) [CE13]	31,367	31,367	0	0	31,367	0	
1.3.039.01.080.04 - DPW:SITE ASSESSMENT & REMEDIATION (SAR) [CH13]	100,000	8,621	0	0	8,621	91,379	
1.3.039.01.080.04 - DPW:SITE ASSESSMENT & REMEDIATION (SAR)	17,000	0	0	0	0	17,000	
1.3.039.02.080.04 - DPW: SITE ASSESSMENT & REMEDIATION (SAR) – CN1252 [13C]	18,632	16,880	0	0	16,880	1,753	
1.3.039.02.080.04 - DPW: SITE ASSESSMENT & REMEDIATION (SAR) – CN1300 [13C]	41,379	24,761	0	0	24,761	16,618	
46 - MACY'S WEST - SFPUC SEWER WORK	258,202	258,202	0	0	258,202	0	
1.3.046.08.040.02 - MCY.SWRC. CONTRACT: MACY'S-SEW	258,202	258,202	0	0	258,202	0	
51 - 821 HOWARD STREET	770,843	712,147	483	33,747	745,894	24,949	
1.3.051.01.080.03 - ODC.HWRD:ODCs - 821 HOWARD STR	696,753	659,223	0	33,747	692,970	3,783	
1.3.051.02.080.04 - ODC.HWRD:ODCs - TUNNEL CONTRACT 1252	10,000	1,056	0	0	1,056	8,944	
1.3.051.06.080.04 - ODC.HWRD:ODCs - STATION CONTRACT 1300	55,000	30,168	96	0	30,168	24,832	
1.3.051.06.080.04 - ODC.HWRD:W/MTA INST WTR SVC @ STS&YBM TRAILER	9,090	21,700	387	0	21,700	(12,610)	
55 - 651 BRANNAN	10,348	10,348	0	0	10,348	0	
1.3.055.01.080.03 - CM:ODCs - 651 BRANNAN STREET	10,348	10,348	0	0	10,348	0	59
63 - CENTRAL SUBWAY PARTNERSHIP - AECOM-EPC JV CONTRACT 149	83,238,069	79,614,969	851,709	820,754	80,435,723	2,802,346	
1.3.063.01.080.03 - CM:PM:AECOM.CS149 OM-EPC JV CS149-PM	5,017,804	5,017,804	0	0	5,017,804	0	60
1.3.063.01.080.04 - CM:AECOM.CS149OM-EPC JV CS-149 [3B]	1,969,213	1,969,213	0	0	1,969,213	(0)	
1.3.063.01.080.04 - CM:AECOM.CS149OM-EPC JV CS-149 [3E]	6,386,250	6,386,250	0	0	6,386,250	(0)	
1.3.063.01.080.03 - CM:AECOM.CS149OM-EPC JV CS-149 [3E][PM]	1,596,563	1,596,563	0	0	1,596,563	0	
1.3.063.01.080.04 - CM:AECOM.CS149OM-EPC JV CS-149 [3F]	4,101,465	4,101,466	0	0	4,101,466	(0)	
1.3.063.01.080.03 - CM:AECOM.CS149OM-EPC JV CS-149 [3F][PM]	1,025,366	1,025,366	0	0	1,025,366	0	
1.3.063.01.080.04 - CM:AECOM.CS149OM-EPC JV CS-149 [3G]	5,167,381	5,167,381	0	0	5,167,381	(0)	
1.3.063.01.080.03 - CM:AECOM.CS149OM-EPC JV CS-149 [3G][PM]	1,291,845	1,291,845	0	0	1,291,845	(0)	
1.3.063.01.080.04 - CM:AECOM.CS149OM-EPC JV CS-149 [3H]	4,380,849	4,380,849	0	0	4,380,849	(0)	
1.3.063.01.080.03 - CM:AECOM.CS149OM-EPC JV CS-149 [3H][PM]	1,095,212	1,095,212	0	0	1,095,212	(0)	
1.3.063.01.080.04 - CM:AECOM.CS149OM-EPC JV CS-149 [3i]	6,739,945	5,582,974	0	0	5,582,974	1,156,971	
1.3.063.01.080.03 - CM:AECOM.CS149OM-EPC JV CS-149 [3i][PM]	2,590,785	1,395,744	0	0	1,395,744	1,195,041	
1.3.063.01.080.04 - CM:AECOM.CS149OM-EPC JV CS-149 [3j]	7,000,000	6,081,401	0	0	6,081,401	918,599	
1.3.063.01.080.03 - CM:AECOM.CS149OM-EPC JV CS-149 [3j][PM]	2,000,000	1,520,350	0	0	1,520,350	479,650	
1.3.063.01.080.04 - CM:AECOM.CS149OM-EPC JV CS-149 [3m]	10,070,497	14,101,339	681,367	589,137	14,690,476	(4,619,980)	
1.3.063.01.080.03 - CM:AECOM.CS149OM-EPC JV CS-149 [3m][PM]	2,517,624	3,525,335	170,342	147,284	3,672,619	(1,154,995)	
1.3.063.01.080.04 - CM:AECOM.CS149OM-EPC JV CS-149 [3n]	2,400,000	0	0	0	0	2,400,000	
1.3.063.01.080.03 - CM:AECOM.CS149OM-EPC JV CS-149 [3n][PM]	600,000	0	0	0	0	600,000	
1.3.063.01.080.04 - CM:AECOM.CS149OM-EPC JV CS-149 [9B]	11,042	11,042	0	0	11,042	0	
1.3.063.01.080.04 - CM:AECOM.CS149OM-EPC JV CS-149 [9D]	515,694	515,694	0	0	515,694	(0)	
1.3.063.01.080.04 - CM:AECOM.CS149OM-EPC JV CS-149 [9E]	523,943	523,943	0	0	523,943	0	
1.3.063.01.080.04 - CM:AECOM.CS149OM-EPC JV CS-149 [9F]	461,196	461,196	0	0	461,196	0	
1.3.063.01.080.04 - CM:AECOM.CS149OM-EPC JV CS-149 [9G]	501,912	501,912	0	0	501,912	0	
1.3.063.01.080.04 - CM:AECOM.CS149OM-EPC JV CS-149 [9H]	1,219,093	1,219,093	0	0	1,219,093	(0)	
1.3.063.01.080.04 - CM:AECOM.CS149OM-EPC JV CS-149 [9i]	2,974,444	3,039,000	0	0	3,039,000	(64,556)	
1.3.063.01.080.04 - CM:AECOM.CS149OM-EPC JV CS-149 [9j]	3,000,000	2,275,598	0	0	2,275,598	724,402	

[A] Cost Account Description	[B] June 2021 Budget (YOE)	ACTUAL COSTS					[G] VARIANCE (B - F)	COST REPORT NOTES
		[C] PRIOR MONTH Total	[D] PRIOR MONTH Monthly	[E] CURRENT Monthly	[F] CURRENT Total			
1.3.063.01.080.04 - CM:AECOM.CS149OM-EPC JV CS-149 [9m]	1,500,000	1,248,454	0	84,333	1,332,787	167,213		
1.3.063.01.080.04 - CM:AECOM.CS149OM-EPC JV CS-149 [9n]	1,000,000	0	0	0	0	1,000,000		
1.3.063.01.080.04 - FD:CM:EPC JV CS49-PM [123A]	5,579,945	5,579,945	0	0	5,579,945	0		
1.3.063.97.080.03 - AECOM.CS149 ALLOCAT CONTING	0	0	0	0	0	0		
64 - CN1300 JOB READINESS PROGRAM	1,060,000	956,145	0	0	956,145	103,855	61	
1.3.064.06.040.08 - CN1300 JOB READINESS PROGRAM	1,060,000	956,145	0	0	956,145	103,855		
67 - HILL INTERNATIONAL CONTRACT 156	3,031,391	2,848,817	0	226,353	3,075,171	(43,780)		
1.3.067.01.080.03 - HILL.CS156:HILL INTL. CS-156 [1336]	920,426	920,426	0	0	920,426	0		
1.3.067.01.080.03 - HILL.CS156:HILL INTL. CS-156 [1337]	533,148	533,148	0	0	533,148	0		
1.3.067.01.080.03 - HILL.CS156:HILL INTL. [1330]	127,261	127,261	0	0	127,261	0		
1.3.067.01.080.03 - HILL INTERNATIONAL CS156 AWP 2016 [68CPT5441340.CPT5441	883,631	883,631	0	0	883,631	(0)		
1.3.067.01.080.03 - HILL INTERNATIONAL CS156 AWP 2017 [68CPT5441346.CPT5441	566,925	384,352	0	226,353	610,706	(43,781)		
69 - BAYLAND SOIL PROCESS CONTRACT 175	500,000	255,144	0	0	255,144	244,856	62	
1.3.069.06.040.01 - BAYLAND.CS175:BAYLAND SOIL PROCESS [133K]	500,000	255,144	0	0	255,144	244,856		
71 - TUNNEL/UTILITIES - CONTRACT # CONTRACT 155-1	2,158,846	2,215,889	0	0	2,215,889	(57,043)		
1.3.071.01.080.04 - CM: CS155.1 DESIGN SUPPORT DURING CM [1232]	0	(87,201)	0	0	(87,201)	87,201	63	
1.3.071.02.080.04 - CM: CS155.1 DESIGN SUPPORT DURING CM [1332]	2,158,846	2,303,091	0	0	2,303,091	(144,245)		
72 - STATIONS - CONTRACT # CONTRACT 155-2	23,137,580	24,489,076	338,728	(626,304)	23,862,773	(725,192)		
1.3.072.01.080.04 - CM: CS155.2 DESIGN SUPPORT DURING CM [1233]	51,351	61,130	0	0	61,130	(9,779)	64	
1.3.072.01.080.04 - CM: CS155.2 DESIGN SUPPORT DURING CM [1333]	23,086,229	24,427,946	338,728	(626,304)	23,801,642	(715,413)		
73 - SYSTEMS/INTEGRATION - CONTRACT 155-3	7,988,979	7,976,085	542,027	253,879	8,229,964	(240,985)		
1.3.073.01.080.04 - CM: CS155.3 DESIGN SUPPORT DURING CM [1236]	90,000	89,791	0	0	89,791	209		
1.3.073.01.080.04 - CM: CS155.3 DESIGN SUPPORT DURING CM [1334]	7,898,979	7,886,294	542,027	253,879	8,140,173	(241,194)		
81 - UTILITIES RELOCATION #1 (PORTAL & MOS) - CONTRACT 1250	11,968,150	11,968,150	0	0	11,968,150	0		
1.3.081.07.040.01 - UR1.CONTRACT 1250:SITWORK: DEMOLIT	167,458	167,458	0	0	167,458	0		
1.3.081.07.040.02 - UR1.CONTRACT 1250:SITWORK: UTILITI	10,099,341	10,099,341	0	0	10,099,341	0		
1.3.081.07.040.03 - UR1.CONTRACT 1250:SITWORK:HAZMAT	453,321	453,321	0	0	453,321	0		
1.3.081.07.040.08 - UR1.CONTRACT 1250:SITWORK:TEMPORAR	1,248,030	1,248,030	0	0	1,248,030	0		
82 - UTILITIES RELOCATION #2 (UMS) - CONTRACT 1251	20,669,081	20,669,081	0	0	20,669,081	(0)	65	
1.3.082.08.040.01 - UR2.CONTRACT 1251:SITWORK: DEMOLIT	752,240	752,240	0	0	752,240	0		
1.3.082.08.040.02 - UR2.CONTRACT 1251:SITWORK:UTILITI	10,202,543	10,202,543	0	0	10,202,543	(0)		
1.3.082.08.040.03 - UR2.CONTRACT 1251:SITWORK:HAZMAT	172,712	172,712	0	0	172,712	0		
1.3.082.08.040.05 - UR2.CONTRACT 1251:SITWORK: STRUCTU	2,706,431	2,706,431	0	0	2,706,431	0		
1.3.082.08.040.06 - UR2.CONTRACT 1251:SITWORK:PEDESTRA	319,317	319,317	0	0	319,317	0		
1.3.082.08.040.07 - UR2.CONTRACT 1251:SITWORK:AUTO/BUS	190,362	190,362	0	0	190,362	0		
1.3.082.08.040.08 - UR2.CONTRACT 1251:SITWORK:TEMP FAC	6,325,476	6,325,476	0	0	6,325,476	0		
GUIDEWAY TUNNELS TOTAL	233,511,253	233,511,253	0	0	233,511,253	0		
83 - GUIDEWAY TUNNELS - CONTRACT # 1252 BASE	233,584,015	233,584,015	0	0	233,584,015	0	66	
1.3.083.02.010.06 - CONTRACT 1252:GUIDEWAY:UNDERGRN'D CUT	60,446,425	60,446,425	0	0	60,446,425	0		
1.3.083.02.010.07 - CONTRACT 1252:GUIDEWAY:UNDERGROUND	105,423,090	105,423,090	0	0	105,423,090	0		
1.3.083.02.020.03 - CONTRACT 1252: STATIONS: UNDERGROUND	21,685,000	21,685,000	0	0	21,685,000	0		
1.3.083.02.040.01 - CONTRACT 1252:SITWORK:DEMO CLEARING	2,440,000	2,440,000	0	0	2,440,000	0		
1.3.083.02.040.02 - CONTRACT 1252:SITWORK:UTILITIES & RE	10,895,000	10,895,000	0	0	10,895,000	0		

[A] Cost Account Description	[B] June 2021 Budget (YOE)	ACTUAL COSTS					[G] VARIANCE (B - F)	COST REPORT NOTES
		[C] PRIOR MONTH Total	[D] PRIOR MONTH Monthly	[E] CURRENT Monthly	[F] CURRENT Total			
1.3.083.02.040.03 - CONTRACT 1252:SITWORK:HAZMAT&MITIGAT	200,000	200,000	0	0	200,000	0		
1.3.083.02.040.04 - CONTRACT 1252:SITWORK:ENVIRON. MITIG	300,000	300,000	0	0	300,000	0		
1.3.083.02.040.06 - CONTRACT 1252:SITWORK:PED/BIKE ACCES	50,000	50,000	0	0	50,000	0		
1.3.083.02.040.07 - CONTRACT 1252:SITWORK:AUTO/BUS ACCES	1,345,000	1,345,000	0	0	1,345,000	0		
1.3.083.02.040.08 - CONTRACT 1252:SITWORK:TEMP FACILITIE	30,799,500	30,799,500	0	0	30,799,500	0		
83 - GUIDEWAY TUNNELS - CONTRACT # 1252 CMODs	(72,762)	(72,762)	0	0	(72,762)	0	67	
1.3.083.83.010.06 - CONTRACT 1252: CONTRACT MOD	112,251	112,251	0	0	112,251	0		
1.3.083.83.010.07 - CONTRACT 1252: CONTRACT MOD	1,810,094	1,810,094	0	0	1,810,094	0		
1.3.083.83.020.03 - CONTRACT 1252: CONTRACT MOD	1,004,156	1,004,156	0	0	1,004,156	0		
1.3.083.83.040.02 - CONTRACT 1252: CONTRACT MOD	1,035,588	1,035,588	0	0	1,035,588	(0)		
1.3.083.83.040.03 - CONTRACT 1252: CONTRACT MOD	453,475	453,475	0	0	453,475	0		
1.3.083.83.040.08 - CONTRACT 1252: CONTRACT MOD	(4,488,326)	(4,488,326)	0	0	(4,488,326)	0		
1.3.083.93.010.07 - CONTRACT 1252: TUNNEL ALLOC CONTING	0	0	0	0	0	0	68	
CONTRACT 1300 - STATIONS, TRACKWORK AND SYSTEMS TOTAL	1,122,009,291	1,117,384,192	3,147,196	9,534,052	1,126,918,244	-4,908,953	69	
84 - UNION SQUARE/MARKET STREET STATION (UMS) - WORK PACKAGE 1253	294,030,590	290,921,978	75,567	277,307	291,199,285	2,831,305	21	
1.3.084.03.020.03 - UMS.1253: UNDERGROUD STATION	253,081,452	252,059,296	27,813	246,950	252,306,246	775,206		
1.3.084.03.020.07 - UMS.1253: ELEVATORS ESCALATOR	9,465,694	9,302,388	0	28,607	9,330,995	134,699		
1.3.084.03.040.01 - UMS.1253: DEMOLITION CLEARING	6,071,588	6,071,588	0	0	6,071,588	0		
1.3.084.03.040.02 - UMS.1253: SITE UTILITIES UTIL	4,360,395	4,360,395	0	0	4,360,395	0		
1.3.084.03.040.03 - UMS.1253: HAZARDOUS MATERIALS	550,000	6,936	0	0	6,936	543,064		
1.3.084.03.040.04 - UMS.1253: ENVIRONMENTAL MITIGA	244,500	194,500	0	0	194,500	50,000		
1.3.084.03.040.06 - UMS.1253: PEDESTRIAN/BIKE	18,969	18,969	0	0	18,969	0		
1.3.084.03.040.07 - UMS.1253: AUTOMOBILE BUS ACCE	1,158,410	1,055,910	2,901	0	1,055,910	102,500		
1.3.084.03.040.08 - UMS.1253: TEMPORARY FACILITIES	11,139,701	9,905,756	0	0	9,905,756	1,233,945		
1.3.084.03.050.02 - UMS.1253: TRAFFIC SIGNALS AND	4,773,076	4,773,076	0	0	4,773,076	0		
1.3.084.03.050.03 - UMS.1253: TRACTION POWER SUPPL	1,815,534	1,815,534	42,750	0	1,815,534	0		
1.3.084.03.050.04 - UMS.1253: TRACTION POWER DISTR	216,957	195,616	0	0	195,616	21,341		
1.3.084.03.050.05 - UMS.1253: COMMUNICATIONS	1,134,314	1,162,014	2,103	1,750	1,163,764	(29,450)		
84 - UNION SQUARE/MARKET STREET STATION (UMS) CMODs	20,744,337	20,744,337	0	0	20,744,337	0		
1.3.084.84.020.03 - CMOD:UMS.1253: UNDERGROUD STATION	1,832,330	1,832,330	0	0	1,832,330	0		
1.3.084.84.020.07 - CMOD:UMS.1253: ELEVATORS, ESCALATORS	490,000	490,000	0	0	490,000	0		
1.3.084.84.040.01 - CMOD:UMS.1253: DEMOLITION CLEARING	944,987	944,987	0	0	944,987	0		
1.3.084.84.040.02 - CMOD:UMS.1253: SITE UTILITIES UTIL	3,270,038	3,270,038	0	0	3,270,038	0		
1.3.084.84.040.03 - CMOD:UMS.1253: HAZARDOUS MATERIALS	349,730	349,730	0	0	349,730	0		
1.3.084.84.040.07 - CMOD:UMS.1253: AUTOMOBILE BUS ACCE	0	0	0	0	0	0	69a	
1.3.084.84.040.08 - CMOD:UMS.1253: TEMPORARY FACILITIES	13,809,103	13,809,103	0	0	13,809,103	0		
1.3.084.84.050.05 - CMOD:UMS.1253: COMMUNICATIONS	48,149	48,149	0	0	48,149	0		
1.3.084.94.020.03 - UMS.1253: AC: ALLOC CONTING	(744,337)	0	0	0	0	(744,337)	41	
85 - CHINATOWN STATION (CTS) - WORK PACKAGE 1254	247,567,810	240,951,286	503,974	113,114	241,064,400	6,503,410		
1.3.085.04.010.07 - CTS.1254: GUIDEWAY: UNDERGROUND TUNNEL	76,417,579	76,417,579	0	0	76,417,579	0		
1.3.085.04.020.03 - CTS.1254: UNDERGROUND STATION	133,001,053	127,673,491	486,313	52,714	127,726,205	5,274,849		
1.3.085.04.020.07 - CTS.1254: ELEVATORS ESCALATOR	6,812,856	6,529,194	0	51,264	6,580,458	232,398		
1.3.085.04.040.01 - CTS.1254: DEMOLITION CLEARING	400,000	400,000	0	0	400,000	0		

[A] Cost Account Description	[B] June 2021 Budget (YOE)	ACTUAL COSTS					[G] VARIANCE (B - F)	COST REPORT NOTES
		[C] PRIOR MONTH Total	[D] PRIOR MONTH Monthly	[E] CURRENT Monthly	[F] CURRENT Total			
1.3.085.04.040.02 - CTS.1254: SITE UTILITIES UTIL	6,001,718	6,001,718	0	0	6,001,718	0		
1.3.085.04.040.03 - CTS.1254: HAZARDOUS MATERIALS	350,000	47,389	0	0	47,389	302,611		
1.3.085.04.040.04 - CTS.1254: ENVIRONMENTAL MITIGA	325,665	28,951	0	0	28,951	296,714		
1.3.085.04.040.06 - CTS.1254: PEDESTRIAN/BIKE	15,000	15,000	0	0	15,000	0		
1.3.085.04.040.07 - CTS.1254: AUTOMOBILE BUS ACCE	225,677	225,676	0	0	225,676	1		
1.3.085.04.040.08 - CTS.1254: TEMPORARY FACILITIES	16,571,322	16,116,322	0	0	16,116,322	455,000		
1.3.085.04.050.02 - CTS.1254: TRAFFIC SIGNALS AND	1,599,593	1,667,756	0	0	1,667,756	(68,163)		
1.3.085.04.050.03 - CTS.1254: TRACTION POWER SUPPL	4,063,927	4,063,927	0	0	4,063,927	0		
1.3.085.04.050.04 - CTS.1254: TRACTION POWER DISTRIBUTION	124,481	114,481	0	0	114,481	10,000		
1.3.085.04.050.05 - CTS.1254: COMMUNICATIONS	1,658,938	1,649,802	17,661	9,136	1,658,938	0		
85 - CHINATOWN STATION (CTS) CMODs	156,181,923	146,311,646	0	477,878	146,789,524	9,392,399	71	
1.3.085.85.020.03 - CMOD:CTS.1254: UNDERGROUND STATION	1,201,478	1,126,478	0	0	1,126,478	75,000		
1.3.085.85.020.04 - CMOD:CTS.1254: OTHER STATIONS, LANDING, TERMINALS: INTERMODAL, FERRY, TROLLEY, ETC	9,360,183	0	0	0	0	9,360,183		
1.3.085.85.040.01 - CMOD:CTS.1254: POWER POLE	155,956	148,212	0	0	148,212	7,744		
1.3.085.85.040.02 - CMOD:CTS.1254: SITE UTILITIES UTIL	4,022,598	3,996,251	0	0	3,996,251	26,347		
1.3.085.85.040.03 - CMOD:CTS.1254: HAZARDOUS MATERIALS	3,895,399	3,895,399	0	0	3,895,399	0		
1.3.085.85.040.08 - CMOD:CTS.1254: TEMPORARY FACILITIES	137,546,308	137,145,306	0	0	137,145,306	401,002		
1.3.085.85.050.05 - CMOD:CTS.1254: COMMUNICATIONS	0	0	0	477,878	477,878	(477,878)	71a	
1.3.085.95.020.03 - CTS.1254: AC: ALLOC CONTING	(11,502,535)	0	0	0	0	(11,502,535)	72	
86 - YERBA BUENA MOSCONE STATION (YBM) - WORK PACKAGE 1255	158,089,000	155,875,999	81,871	238,237	156,114,236	1,974,764		
1.3.086.05.020.03 - YBM.1255: UNDERGROUND STATION	118,405,840	118,245,657	58,121	27,737	118,273,394	132,446		
1.3.086.05.020.07 - YBM.1255: ELEVATORS ESCALATOR	5,333,287	5,256,110	0	0	5,256,110	77,177		
1.3.086.05.040.01 - YBM.1255: DEMOLITION CLEARING	657,000	657,000	0	0	657,000	0		
1.3.086.05.040.02 - YBM.1255: SITE UTILITIES UTIL	7,163,278	7,163,278	0	0	7,163,278	0		
1.3.086.05.040.03 - YBM.1255: HAZARDOUS MATERIALS	2,629,439	1,870,500	0	0	1,870,500	758,939	73	
1.3.086.05.040.04 - YBM.1255: ENVIRONMENTAL MITIGA	100,000	0	0	0	0	100,000		
1.3.086.05.040.06 - YBM.1255: PEDESTRIAN/BIKE	16,665	1	0	0	1	16,664		
1.3.086.05.040.07 - YBM.1255: AUTOMOBILE BUS ACCE	1,542,725	1,542,725	0	0	1,542,725	0		
1.3.086.05.040.08 - YBM.1255: TEMPORARY FACILITIES	15,564,753	14,749,716	0	0	14,749,716	815,037		
1.3.086.05.050.02 - YBM.1255: TRAFFIC SIGNALS AND	1,726,492	1,726,492	0	0	1,726,492	0		
1.3.086.05.050.03 - YBM.1255: TRACTION POWER SUPPL	3,708,425	3,423,425	23,750	210,500	3,633,925	74,500		
1.3.086.05.050.05 - YBM.1255: COMMUNICATIONS	1,241,096	1,241,095	0	0	1,241,095	1		
86 - YERBA BUENA MOSCONE STATION (YBM) CMODs	4,889,959	4,479,432	0	0	4,479,432	410,527		
1.3.086.86.020.03 - CMOD:YBM.1255: UNDERGROUND STATION	466,470	466,470	0	0	466,470	0		
1.3.086.86.020.07 - CMOD:YBM.1255: ELEVATORS ESCALATOR	210,055	210,055	0	0	210,055	0		
1.3.086.86.040.01 - CMOD:YBM.1255: DEMOLITION CLEARING	266,386	266,386	0	0	266,386	0	73	
1.3.086.86.040.02 - CMOD:YBM.1255: SITE UTILITIES UTIL	3,570,282	3,159,755	0	0	3,159,755	410,527		
1.3.086.86.040.03 - CMOD:YBM.1255: HAZARDOUS MATERIALS	150,828	150,828	0	0	150,828	0		
1.3.086.86.040.04 - CMOD:YBM.1255: ENVIRONMENTAL MITIGA	102,734	102,734	0	0	102,734	0		
1.3.086.86.040.06 - CMOD:YBM.1255: PEDESTRIAN/BIKE	35,489	35,489	0	0	35,489	0		
1.3.086.86.040.08 - CMOD:YBM.1255: TEMPORARY FACILITIES	87,715	87,715	0	0	87,715	0		
1.3.086.86.050.05 - CMOD:YBM.1255: COMMUNICATIONS		0	0	0	0	0	73a	

[A] Cost Account Description	[B] June 2021 Budget (YOE)	ACTUAL COSTS					[G] VARIANCE (B - F)	COST REPORT NOTES
		[C] PRIOR MONTH Total	[D] PRIOR MONTH Monthly	[E] CURRENT Monthly	[F] CURRENT Total			
1.3.086.96.020.03 - YBM.1255: AC: ALLOC CONTING	10,110,042	0	0	0	0	10,110,042	74	
87 - SURFACE TRACKWORK AND SYSTEMS -WORK PACKAGE 1256	139,989,000	122,787,184	2,656,186	8,263,367	131,050,550	8,938,450		
1.3.087.09.010.02 - STS.1256: GUIDEWAY: AT-GRADE SEMI-EXCLUSIVE (ALLOWS C	2,860,000	2,860,000	0	0	2,860,000	0		
1.3.087.09.010.06 - STS.1256: GUIDEWAY: UNDERGROUND CUT & CVR	9,257,731	9,247,731	0	0	9,247,731	10,000		
1.3.087.09.010.07 - STS.1256: GUIDEWAY: UNDERGROUN	16,723,552	16,626,452	500	0	16,626,452	97,100		
1.3.087.09.010.09 - STS.1256: TRACK DIRECT FIXATION	6,761,089	6,756,657	0	0	6,756,657	4,432		
1.3.087.09.010.12 - STS.1256: TRACK: SPECIAL	4,449,637	4,449,637	0	0	4,449,637	0		
1.3.087.09.020.01 - STS.1256: AT-GRADE STATION	7,602,857	6,982,166	14,000	2,500	6,984,666	618,191		
1.3.087.09.040.02 - STS.1256: SITE UTILITIES, UTILITY RELOCA	17,464,046	14,734,940	0	0	14,734,940	2,729,106		
1.3.087.09.040.03 - STS.1256: HAZARDOUS MATERIALS	200,000	0	0	0	0	200,000	73	
1.3.087.09.040.04 - STS.1256: ENVIRONMENTAL MITIGATION	50,000	0	0	0	0	50,000	73	
1.3.087.09.040.07 - STS.1256: AUTOMOBILE BUS ACCE	2,116,925	2,116,924	0	0	2,116,924	1		
1.3.087.09.040.08 - STS.1256: TEMPORARY FACILITIES	13,896,832	13,866,368	0	0	13,866,368	30,464		
1.3.087.09.050.01 - STS.1256: TRAIN CONTROL AND SIGNALS	27,543,451	16,361,679	2,248,697	8,016,773	24,378,452	3,164,999		
1.3.087.09.050.02 - STS.1256: TRAFFIC SIGNALS AND	4,463,368	3,798,419	0	0	3,798,419	664,949		
1.3.087.09.050.03 - STS.1256: TRACTION POWER SUPPL	9,889,014	9,731,995	29,013	129,777	9,861,772	27,242		
1.3.087.09.050.04 - STS.1256: TRACTION POWER DISTRIBUTION	6,099,675	5,283,142	135,532	42,622	5,325,764	773,911		
1.3.087.09.050.05 - STS.1256: COMMUNICATIONS	7,996,237	7,545,111	95,703	23,595	7,568,706	427,531		
1.3.087.09.050.07 - STS.1256: CENTRAL CONTROL	2,614,586	2,425,963	132,741	48,100	2,474,063	140,523		
87 - SURFACE TRACKWORK AND SYSTEMS (STS) CMODs	121,805,969	135,312,331	(170,403)	164,149	135,476,480	(13,670,510)		
1.3.087.89.020.03 - CMOD:STS.1256: UNDERGROUND STATION	(4,876,785)	(4,876,785)	0	0	(4,876,785)	0		
1.3.087.89.040.01 - CMOD:STS.1256: DEMOLITION, CLEARING, EARTHWORK	399,000	399,000	0	0	399,000	0		
1.3.087.89.040.02 - CMOD:STS.1256: SITE UTILITIES, UTILITY RELOCA	1,482,322	1,472,227	0	0	1,472,227	10,095		
1.3.087.89.040.03 - CMOD:STS.1256: HAZARDOUS MATERIALS	18,221	18,221	0	0	18,221	0		
1.3.087.89.040.07 - CMOD:STS.1256: AUTOMOBILE BUS ACCE	0	0	0	0	0	0		
1.3.087.89.040.08 - CMOD:STS.1256: TEMPORARY FACILITIES	124,730,194	120,257,076	(170,403)	164,149	120,421,225	4,308,969	74a	
1.3.087.89.050.01 - CMOD:STS.1256: TRAIN CONTROL	(17,776,769)	235,232	0	0	235,232	(18,012,001)		
1.3.087.89.050.02 - CMOD:STS.1256: TRAFFIC SIGNALS AND	242,427	220,000	0	0	220,000	22,427		
1.3.087.89.050.05 - CMOD:STS.1256: COMMUNICATIONS	17,587,360	17,587,360	0	0	17,587,360	0		
1.3.087.99.020.01 - STS.1256: AC: ALLOC CONTING	(19,152,467)	0	0	0	0	(19,152,467)	75	
88 - STATIONS CONTRACT 1300	2,435,063	2,572,035	315,342	928	2,572,963	(137,900)		
1.3.088.06.080.04 - CN1300 CONSTRUCTION TRAILER [68CPT5441316.CPT5441316]	80,000	0	0	0	0	80,000		
1.3.088.06.080.04 - DT-CN1300 COMMUNICATIONS INSTALL [68CPT5441317.CPT544	1,430,594	1,806,498	314,297	0	1,806,498	(375,904)		
1.3.088.06.080.04 - MTA Communications - Business Liaison to support CN1300 CON[68C	420,000	337,587	1,045	928	338,515	81,485		
1.3.088.06.080.04 - IT-CN1300 Installation [68CPT5441319.CPT5441319]	448,371	382,655	0	0	382,655	65,716		
1.3.088.06.080.04 - CN1300 Installation Maintenance [68CPT5441320.CPT5441320]	25,000	4,659	0	0	4,659	20,341		
1.3.088.06.080.04 - DT Support - Stations [68CPT544135.CPT5441325]	31,098	40,635	0	0	40,635	(9,537)		
141 - CONSTRUCTION ADMINISTRATION	0	0	0	0	0	0		
1.3.141.97.080.04 - CONSTR.ADMIN:ALLOC CONTING	0	0	0	0	0	0	75a	
142 - LEGAL/PERMITS	2,014,204	0	0	0	0	2,014,204		
1.3.142.01.080.06 - LGL.PRMTSF:LEGAL; PERMITS	2,014,204	0	0	0	0	2,014,204		
144 - STARTUP	8,300,329	29,510	25,450	44,253	73,762	8,226,567		
1.3.144.01.080.08 - STRT: STARTUP (SFMTA Transit)	6,941,907	29,510	25,450	44,253	73,762	6,868,145		

[A] Cost Account Description	[B] June 2021 Budget (YOE)	ACTUAL COSTS					[G] VARIANCE (B - F)	COST REPORT NOTES
		[C] PRIOR MONTH Total	[D] PRIOR MONTH Monthly	[E] CURRENT Monthly	[F] CURRENT Total			
1.3.144.97.080.08 - STRTA: AC STARTUP ALLOC CONTIN	1,358,422	0			0	1,358,422		
151 - TEMPORARY LICENSE AGREEMENT	17,000	0	0	0	0	17,000		
1.3.151.01.080.06 - TEMP.LICPORARY LICENSE AGREEME	17,000	0	0	0	0	17,000		
170 - COMMUNICATIONS CONNECTIONS	10,599,579	2,899,593	0	0	2,899,593	7,699,986		
1.3.170.01.050.04 - COMM.CONNN:COMMUNICATION CONN	5,757,629	0	0	0	0	5,757,629		
1.3.170.01.050.05 - CSP Radio Design	641,950	641,950	0	0	641,950	0		
1.3.170.01.050.05 - CSP Radio Cable	377,788	337,643	0	0	337,643	40,145		
1.3.170.01.050.05 - CSP Radio Procurement	3,822,212	1,920,000	0	0	1,920,000	1,902,212		
181 - AON RISK INSURANCE CS 163	26,803,757	26,792,944	0	0	26,792,944	10,813		
1.3.181.01.040.08 - AON.CS163 AON RISK INS.	26,778,757	26,767,944	0	0	26,767,944	10,813		
1.3.181.01.080.03 - AON.CS171 AON RISK INS. STUDY	25,000	25,000	0	0	25,000	0		
191 - FARE COLLECTION CONTRACTOR	5,400,000	366,130	0	0	366,130	5,033,871		
1.3.191.01.050.06 - FARE.CONSUM:FARE COLLECTION	5,400,000	366,130	0	0	366,130	5,033,871		
192 - THALES T&S CENTRAL CONTROL	28,921,326	13,000,389	0	473,628	13,474,017	15,447,309		
1.3.192.01.050.01 - THALES T&S ATCS	487,972	106,179	0	0	106,179	381,793		
1.3.192.01.050.01 - CN1266-2 Advanced Train Control System (ATCS) - Implementation	25,007,930	9,777,579	0	473,628	10,251,207	14,756,723		
1.3.192.01.050.01 - CN1266-1 Advanced Train Control System (ATCS) - Equipment	3,425,424	3,116,632	0	0	3,116,632	308,792		
202 - JOC2-022.0	63,938	0	0	0	0	63,938		
1.3.202.01.040.02 - JOC2-022:15&22 POTHOLING UTILI LGHT FNDS	63,938	0	0	0	0	63,938		
203 - JOC2-029.0	53,317	0	0	0	0	53,317		
1.3.203.07.040.02 - JOC0292-029: RELOCATE VAULTS-S	53,317	0	0	0	0	53,317		
302 - PG&E	1,988,173	3,874,699	0	0	3,874,699	(1,886,526)		
1.3.302.03.050.03 - PGE PERMANENT POWER UMS	(2,350,000)	0	0	0	0	(2,350,000)		
1.3.302.03.050.03 - PGE POWER FEED UMS	2,959,826	1,305,477	0	0	1,305,477	1,654,349		
1.3.302.04.050.03 - PGE PERMANENT POWER CTS	(2,350,000)	0	0	0	0	(2,350,000)		
1.3.302.04.050.03 - PGE POWER FEED CTS	2,959,826	0	0	0	0	2,959,826		
1.3.302.05.050.03 - PGE PERMANENT POWER YBM	(2,368,540)	0	0	0	0	(2,368,540)		
1.3.302.05.050.03 - PGE POWER FEED YBM	3,125,222	2,569,222	0	0	2,569,222	556,000		
1.3.302.09.050.03 - PGE POWER FEED STS	11,839	0	0	0	0	11,839		
331 - BAY AREA RAPID TRANSIT (BART)	951,356	476,611	0	0	476,611	474,745		
1.3.331.01.080.04 - CM:SFMTA LABOR-ENG SVCS-IRP/BART/SF	50,000	33,152	0	0	33,152	16,848		
1.3.331.01.080.06 - CM: BAY AREA RAPID TRANSIT (BART) [122A]	901,356	443,459	0	0	443,459	457,897		
333 - AMERICAN PUBLIC TRANSP. ASSOCIATION (APTA) CS-APTA	146,500	62,112	0	0	62,112	84,388		
1.3.333.01.080.03 - APTA:APTA - IRP [2G]	46,500	31,054	0	0	31,054	15,446		
1.3.333.01.080.03 - APTA:APTA - IRP [2C]	100,000	31,058	0	0	31,058	68,942		
334 - BART FARE COLLECTION SYSTEM	700,000	475,136	0	0	475,136	224,864		
1.3.334.01.050.06 - BART:BART FARE COLLECTION EQP	700,000	475,136	0	0	475,136	224,864		
401 - ECONOMIC AND WORKFORCE DEVELOPMENT (EWD)	17,600	17,600	0	0	17,600	0		
1.3.401.01.080.04 - EWD: MAYORS OFFICE ECON DEV	17,600	17,600	0	0	17,600	0		
402 - DEPARTMENT OF TECHNOLOGY	242,371	250,534	0	0	250,534	(8,163)		
1.3.402.07.050.04 - DT:1UTL:COMM. CONNECTIONS	166,756	179,179	0	0	179,179	(12,423)		
1.3.402.08.050.04 - DT:2UTL:COMM.CONNECTIONS	75,615	71,354	0	0	71,354	4,261		

[A] Cost Account Description	[B] June 2021 Budget (YOE)	ACTUAL COSTS					[G] VARIANCE (B - F)	COST REPORT NOTES
		[C] PRIOR MONTH Total	[D] PRIOR MONTH Monthly	[E] CURRENT Monthly	[F] CURRENT Total			
404 - DEPARTMENT OF BUILDING INSPECTION (DBI)	1,204,081	1,204,081	0	0	1,204,081	0		
1.3.404.01.080.06 - DPT OF BUILDING INSPECTION	1,204,081	1,204,081	0	0	1,204,081	0		
491 - FORM B - REIMBURSEMENT	(12,227,954)	0	0	0	0	(12,227,954)		
1.3.491.02.040.02 - FORMB - CONTRACT 1252 UTILITY REIMBUR	(254,050)	0	0	0	0	(254,050)	76	
1.3.491.03.040.02 - FORMB - UMS:CONTRACT 1300 UTILITY REIMBURSEMENT	(528,370)	0	0	0	0	(528,370)	77	
1.3.491.04.040.02 - FORMB - CTS:CONTRACT 1300 UTILITY REIMBURSEMENT	(451,703)	0	0	0	0	(451,703)	78	
1.3.491.05.040.02 - FORMB - YBM:CONTRACT 1300 UTILITY REIMBURSEMENT	(100,000)	0	0	0	0	(100,000)	79	
1.3.491.06.040.02 - FORMB - CONTRACT 1300 UTILITY REIMBUR	0	0	0	0	0	0	80	
1.3.491.07.040.02 - FORMB - CONTRACT 1250 UTILITY REIMBUR	(2,275,419)	0	0	0	0	(2,275,419)	81	
1.3.491.08.040.02 - FORMB - CONTRACT 1251 UTILITY REIMBUR	(7,618,412)	0	0	0	0	(7,618,412)	82	
1.3.491.09.040.02 - FORMB - STS:CONTRACT 1300 UTILITY REIMBURSEMENT	(1,000,000)	0	0	0	0	(1,000,000)	83	
TOTAL CONSTRUCTION PHASE	1,670,593,427	1,631,269,568	5,588,069	11,003,802	1,642,273,370	28,320,057		
1.4.091.01.070.01 - LRVS: LIGHT RAIL VEHICLES RFP [34B]	1,325,000	1,319,773	0	0	1,319,773	5,227		
1.4.091.01.070.01 - LRVS: LIGHT RAIL VEHICLES PROJECT MGT [68E]	828,009	828,009	0	0	828,009	(0)		
1.4.091.01.070.01 - LRVS: LRV PROCUREMENT ODC	25,000	0	0	0	0	25,000		
1.4.091.01.070.01 - LRVS: LRV PROCUREMENT	9,821,991	9,781,465	0	0	9,781,465	40,526		
1.4.091.97.070.01 - LRVA:AC: VEHICLES ALLOC CONTI	0	0	0	0	0	0	26	
TOTAL VEHICLES	12,000,000	11,929,247	0	0	11,929,247	70,753		
1.5.015.01.060.01 - RE: EASEMENT ACQUISIT	400,000	322,939	0	0	322,939	77,061		
1.5.015.01.060.01 - RE: REAL EST SITE ACQ	15,955,138	14,224,616	0	0	14,224,616	1,730,522		
1.5.015.01.060.01 - RE: REAL ESTATE	766,272	766,272	0	0	766,272	0		
1.5.015.01.060.01 - RE: REC & PARK MOU	6,987,624	7,057,399	14,575	0	7,057,399	(69,775)		
1.5.015.01.060.01 - RE:-DEPT OF TRANSPOR	2,686,000	2,686,000	0	0	2,686,000	0		
1.5.015.01.060.01 - RE:-LICENSES FEES	400,000	381,311	0	0	381,311	18,689		
1.5.023.01.060.01 - ATTY:REAL ES	2,764,872	2,764,872	0	0	2,764,872	0		
1.5.101.01.060.02 - RES.RELO: RELOCATION COST	1,275,200	1,289,701	0	0	1,289,701	(14,501)		
1.5.102.01.060.02 - COMM.RELO-RELOC COMMERCIAL	905,311	1,119,729	0	0	1,119,729	(214,418)		
TOTAL ROW, LAND, EXISTING IMPROVEMENTS	32,140,418	30,612,840	14,575	0	30,612,840	1,527,578		
90 - CONTINGENCY		0	0	0	0	801,869		
1.7.500.91.090.00 - UNALLOCATED CONTINGENCY	801,869					801,869	84	
TOTAL ALLOCATED CONTINGENCY						0		
TOTAL PROJECT COST	1,877,153,762	1,834,387,781	5,602,645	11,062,616	1,845,450,398	31,703,364		

Connecting people. Connecting communities.

7.1 Program Project Budget	
1	The Central Subway Project (CSP) (SFMTA Capital Program CPT 544) is defined in the FTA-SFMTA October 2012 Full Funding Grant Agreement with a budget of \$1.578 billion.
2	The TBM Retrieval Shaft Relocation (SFMTA Capital Program CPT 690) is one of four capital projects that is related to CSP. These projects are reported for background information as needed outside of the main body of the Project Monthly Progress Report.
3	The Chinatown Plaza (CPT 718) is for Chinatown Station enhancement capital project. The project has funding outside of the Central Subway Project. The construction is carried out in Contract 1300 Contract Modifications.
4	CPT 665 is a Real Estate project to relocation in compliance with California regulations for business relocations but outside of the Central Subway Project as defined by the FTA FFGA.
5	CPT 705 is an SFMTA capital improvement between the Agency and community stakeholders outside of the Central Subway Project.
6	Utility company reimbursements (Form B) result in funds received for work carried out on behalf of utilities concurrent to CSP work to achieve efficiencies.
7	PG&E Power Feed reimbursement funds are the refunds from PG&E when completion of Stations construction and switch to permanent power.
8	BART Elevator funds are reimbursements for work carried out on behalf of BART to install BART Powell Street Station elevator.
9	The Tutor Perini - CAD Files funds are the result of payments by the contractor for project documentation not included in the contract.
10	SFPUC Sewer Main funds are reimbursements for work carried out on behalf of San Francisco PUC (includes 10% construction contingency).
11	Traffic Effectiveness Project funded Contract Modification #40 for Culvert, Street & Sidewalk Restoration in North Beach are reimbursements for work carried out in Contract 1252 on behalf of SFMTA SSD.
12	SFPUC 24" Water Main funds are reimbursements for work carried out in Contract 1252 Contract Modification #41 on behalf of San Francisco PUC (includes construction management cost).
13	SFPUC North Beach 24" Water Main Additional Work funds are reimbursements for work carried out in Contract 1252 Contract Modification #48 on behalf of San Francisco PUC (includes construction management cost).
14	CN1300 Contract Modification #6 is funded by Chinatown Plaza (CPT 718) project.
15	Traffic Effectiveness Project funded Contract Modification #51 for support for North Beach Restoration, OCS and Streetlighting which are reimbursements for work carried out in Contract 1252.
16	Public Works' funds are for reimbursements for work carried out on behalf of Public Works MOU for Water Line above YBM Station.
17	SFWD funded Contract Modification #60 for 8' water line at the intersection of Fourth and Jessie Street which are reimbursements for work carried out in Contract 1252.
17a	The Chinatown Plaza (CPT 718) is used for Chinatown Station enhancement. The project has funding outside of the Central Subway Project. The construction is carried out in Contract 1300 Contract Modifications. CMOD#123 is being partially funded by CPT718 funding.

7.4 Contingency Management Trend Report	
18	In Oct 2014 Report, updated Contract 1250 contract cost to segregate contract amount and contract modification amount. Note that September 2013 Supplemental Authorized Contingency "column f" did not include completed contract.
19	In Oct 2014 Report, updated Contract 1251 contract cost to segregate contract amount and contract modification amount. Note that September 2013 Supplemental Authorized Contingency "column f" did not include completed contract.
20	Contract 1252 Original Contract Value "column a" and Original Contingency "column f" did not match September 2013 Supplemental due to Supplemental were used the revised value to reflect Contract Modifications #3-#18. Reduced Contract 1252 contingency to reflect CMod #20 for retrieval shaft relocation cost \$5.15M funded by CPT690, CMod #40 for Culvert, Street & Sidewalk Restoration cost \$694,651 funded by Traffic Effectiveness Project (TEP), and CMod #41 for install 24" Water Main in North Beach cost \$328,860 funded by SFPUC. In August 2015 report, release \$15M CN1252 Tunnel assigned contingency to program unallocated contingency. In March 2106 report, reduced Contract 1252 contingency by \$377,435 cost to reflect certification of five CMODS. CMod#49, #52 and #53 total \$221,967 are funded by CPS. CMod#51 Support for North Beach Restoration, OCS and Streetlighting cost of \$155,468 is being funded by TEP. Released \$155,468 CN1252 allocated contingency to program's unallocated contingency. In May 2016 report, reduced Contract 1252 contingency by \$185,913 cost to reflect certification of two CMODS. In July 2016 report, increased Contract 1252 contingency by \$15,259 cost to reflect certification of one CMOD. In October 2016 report, increased Contract 1252 contingency by \$319,658 to reflect certification of three credit CMODS. In March 2018 report, increased Contract 1252 contingency by \$131,715 cost to reflect certification of two CMODS.
21	BART Elevator scope and SFPUC Sewer Main scope is in Contract 1300; effort will be funded by BART. In January 2015 Report, corrected Station Contract value to match awarded amount. In March 2019, \$18,036,709 was taken out of original contract of \$879,676,400 due to ATCS no longer being done by Tutor hence new revised budget of \$861,639,691. In August 2019, used new methodology to report on the potential changes to our contract cost. See backup via SCC codes. The budget number in cell m14 has also been updated to reflect the true cost.
22	In March 2016 Report, lowered Contract 1300 Stations CTS contingency by \$75,000 because Contract Modification #6 was funded by Project CPT718. In Nov 2016 report, reversed moving contingency.
23	In December 2017 Report, \$1,060,000 Job Readiness Budget is shown as an approved change in Column "b". In March 2019 report, \$18,036,709 taken out of Tutor contract (STS package) and put into unallocated contingency. We then used the same amount from unallocated contingency, \$18,036,709 and moved to its own line for the ATCS (advanced train control system) contract. As of March 2019, Tutor has not given us credit for the \$18,036,709 that is still sitting on the STS AL-14 bid item. That bid item should not be \$25M but instead be \$7,054,078 to reflect amount we have previously paid out. We will continue to monitor the STS-AL bid item to make sure Tutor corrects the amount. In August 2019, we are showing the \$4,841,950 from unallocated program contingency being moved to SCC 50 Systems category.
24	In December 2017 Report, there is a change in Column "f" and Column "h" to reflect reporting to include CN1250 and CN1251. Prior to this, Column "f" and Column "h" reporting excluded CN1250 and CN1251.

Connecting people. Connecting communities.

25	In April 2015 report, real estate budget stated in RAMP Rev5 is \$36.7M, including \$1M contingency. The cost workbook ROW & contingency budget reflects this with \$36,511,799 and \$1,000,000 respectively. Revised cost book ROW budget & contingency to be \$37,511,799. The \$4,265,478 Caltrans lease savings is allocated to ROW allocated contingency. In February 2017, released \$5,265,478 from completed phase Real Estate assigned contingency to program unallocated contingency. In September 2020, re-programmed, re-aligned and re-adjusted the allocated STS contingency to increase by \$22,708,106 due to funding received.
26	In Dec 2014 Report, redistributed LRV budget to reflect recent firm bid cost per vehicle (\$3,327,250/unit) from vehicle procurement contract award. (SFMTA Board meeting 15JUL14, calendar item #11). Vehicle line item total budget remains unchanged, redistributed fund by reducing base amount to \$13,309,000, column "c" and increased allocated contingency column "h", by same amount. In Dec 2018 Report, increased LRV budget by \$3,491,000 to reflect final costs of vehicles (\$4,200,000/unit) for vehicle procurement contract to \$16,800,000. Reduced LRV contract and transferred the \$9,585,653 from LRV contingency to unprogrammed contingency.
26a	In July 2018 Report, increased SCC 80 Professional Services category budget by \$2,263,498 due to additional costs related to CN1300 stations; cost was transferred from program unallocated contingency. In August 2019 report, we are realigned and adjusted the allocated contingency for Professional Services and moved to approved changes column.
27	In Oct 2014 Report, made two corrections: i) revised Professional Services, Original Contract Value "column a" from \$310,518,041 to \$310,618,041, ii) revised Original Cogency. "column f" unallocated contingency from \$3,883,481 to \$3,845,945. In April 2015 report, used \$500K program contingency for CS-175 Bayland Soil Process contract. In August 2015 Report, added \$15M from Contract 1252. In March 2016 Report, the \$155,468 costs funded by other project offset credits added to program's unallocated contingency. In August 2016 Report, used \$15M to UMS contingency and \$5M to CTS contingency. In February 2017, increased \$5,265,478 from real estate contingency to program unallocated contingency and used \$1M for CN1300 Job Readiness Program contract. In July 2018 report, used \$2,263,498 to increase SCC 80 Professional Services category regarding matters related to stations from program unallocated contingency. In August 2019 report, used \$4,841,950 to increased SCC 50 Systems category regarding matters related to CSP Radio from program unallocated contingency.
28	The total Central Subway Project budget of \$1.578 billion, based on the October 2012 FFGA with the FTA, is the primary MPR report reference. In September 2020, the project budget increased from \$1.578 billion to \$1.601 billion due to additional funding. In October 2020, the project budget increased from \$1.601 billion to \$1.665 billion due to additional funding. In January 2021, the project budget increased from \$1.665 billion to \$1.691 billion due to additional funding. In February 2021, the project budget increased from \$1.691 billion to \$1.698 billion due to additional funding. In March 2021, the project budget increased from \$1.698 billion to \$1.806 billion due to additional funding. In April 2021, the project budget increased from \$1.806 billion to \$1.877 billion due to additional funding.
29	Estimate at Completion is shown at Column "e".
30	Estimate at Completion vs. Budget variance is shown at Column "k".
7.5 Contract Modification/Trend Log - Contract 1300 Stations	
31	Reported all trend cost for Contractor Change Order Requests and Proposed Contract Change and applied probability to forecasted trends. In April 2016 Report, reviewed probability formula and adjusted cost. In May 2017, updated probability formula and adjusted cost.

7.6 Budget Revisions: Report Sorted by Construction Packages	
32	In Dec 2014 Report, reduced CN1252 allocated contingency by \$28K to execute Contract Modification #46, see Report 7.5 Detail Contingency Usage Report. In August 2015 report, release \$15M CN1252 Tunnel assigned contingency to program unallocated contingency. In March 2016 report, five contract modifications certified totaling \$377,435 of which \$155,468 is using another source of funding. Released \$155,648 from CN1252 Tunnel assigned contingency to program unallocated contingency. In May 2016 Report, reduced CN1252 allocated contingency by \$186K to execute Contract Modification #54 and #55, see Report 7.5 Detail Contingency Usage Report. In October 2016 Report, increased CN1252 allocated contingency by \$319,658 to execute three contract modifications (#57, #58 and #59), see Report 7.5 Detail Contingency Usage Report. In March 2018 Report, increased CN1252 allocated contingency by \$131,715 to execute two contract modifications (#61 and #62), see Report 7.5 Detail Contingency Usage Report. In December 2018 Report, released CN1252 allocated contingency of \$966,431 to program unallocated contingency.
33	In February 2017 report, initiated budget from program unallocated contingencies for CN1300 Job Readiness Program. CN1300 Job Readiness Program budget was part of CN1300 base value, a deduction contract modification will lower CN1300 contract value.
34	In April 2015, initiated budget from program unallocated contingencies for CS-175 Bayland Soil Process contract, refer to Note 20.
34a	In March 2019, initiated transfer due to budget being withdrawn from Tutor contract (STS package) to fund the Advanced Train Control System contract amount of \$18,036,709. CN1266-2 Advanced Train Control System (ATCS) Implementation for \$14,611,285 and CN1266-1 Advanced Train Control System (ATCS) Equipment for \$3,425,424.
34b	In December 2018, initiated budget from program unallocated contingencies for AON Risk Insurance, refer to Note 20.
35	In February 2017, released completed phase real estate assigned contingency \$5,265,478 to program unallocated contingency.
36	In Dec 2014 Report, redistributed LRV budget to reflect recent firm bid cost per vehicle (\$3,327,250/unit) from vehicle procurement contract award. (SFMTA Board meeting 15JUL14, calendar item #11). Vehicle line item total budget remains unchanged, redistributed fund by reducing base amount to \$13,309,000 and increased allocated contingency by same amount. In December 2018 Report, adjusted budget from \$13,309,000 to \$16,800,000 from allocated contingency. Took the remaining allocated contingency of \$9,585,653 and moved it to program unallocated contingency. In January 2021, reduced the LRV budget by \$4.8M and moved to CN1300 STS contingency. The adjusted budget for LRV went from \$16.8M to \$12M.
36a	In August 2019 Report, utilized the contingency of \$16,862,657 from 80.03 Project Management budget and 80.04 Construction Management budget and redistributed funds to align with AECOM budget to reflect true costs plus additional \$12,000,000 in 2019 annual work plan.

Connecting people. Connecting communities.

37	<p>In October 2016 report, 1252 program contingency increased by \$319,658 due to execution of three contract modifications as credit offsets. In November 2016 report, took away \$75,000 funding from program's unallocated contingency and moved to CTS allocated contingency. In February 2017 report, initiated budget from program unallocated contingencies for CN1300 Job Readiness Program. CN1300 Job Readiness Program budget was part of CN1300 base value, a deduction contract modification will lower CN1300 contract value. Also released \$5,265,478 assigned real estate contingency to program unallocated contingency. In June 2017, initiated budget from Contract 1251's contract value (true final administrative close out cost) to program unallocated contingency, a deduction contract modification that lowered CN1251's contract value by \$125,501. In March 2018 report, 1252 program contingency increased by \$131,715 due to execution of two contract modifications as credit offsets. In July 2018, increased SCC category Professional Services in 80.04 Construction Management by \$2,263,498 by reducing program unallocated contingency. In August 2019, increased SCC category Other Construction in 50.05 CSP Radio by \$4,841,950 by reducing program unallocated contingency.</p>
38	<p>In April 2015 report, program contingency decreased by \$500,000. In August 2015 report, release \$15M CN1252 Tunnel assigned contingency to program unallocated contingency. In March 2016 report, released \$155,468 from Contract 1252 Tunnel assigned contingency and \$75,000 from Contract 1300 Stations assigned contingency totaling \$230,956. In August 2016, released a total of \$20M unassigned contingency to assigned contingency; \$15M to CN1300 UMS station and \$5M to CTS station. In February 2017 report, initiated budget from program unallocated contingencies for CN1300 Job Readiness Program. CN1300 Job Readiness Program budget was part of CN1300 base value, a deduction contract modification will lower CN1300 contract value. Also released \$5,265,478 assigned real estate contingency to program unallocated contingency. In July 2017, increased program unallocated contingency by \$125,501 due to CN1251's revised contract value. In July 2018, reduced program unallocated contingency by \$2,263,498 to fund additional costs for SCC category Professional Services in 80.04 Construction Management. In December 2018, reallocated CN1252 budget of 2,402,247 (due to closeout cmod reduction of 1,435,816 and contingency release of 966,430) and LRV budget contingency of 9,585,653 and released a total of 11,987,900 to unprogrammed contingency. In August 2019, reduced program contingency by \$4,841,950 to fund additional costs for SCC category Other Construction in 50.05 to fund CSP Radio related services. In August 2020, used \$5.25M of unprogrammed contingency to fund AECOM 2020 AWP \$4.5M and AECOM 2020 ODC \$750K. In October 2020, added \$20,265,846 to unprogrammed contingency. In January 2021, moved \$200K from unprogrammed contingency to CN1300 STS contingency.</p>

7.7 Budget Expenditures by SCC Codes	
39	<p>In March 2017, added new columns for "Supplemental 2013 Budget" and "Remaining Budget". In April, added new column for "Contingency". In May 2017, added new column for "Report Note". In May 2017, breakdown the combined SCC codes 10 to 50 into individual row for 10, 20, 40, 50 categories. Assigned SCC code to all CN1300 potential changes. Contract 1300 Station assigned contingency SCC are 20.01 and 20.03. The budget transfer is using assigned contingency to process contract modifications. In June 2017, adjusted and realigned SCC codes. In July 2018, the budget transfer is using SCC 90 program unallocated contingency to process an increase in budget for category SCC 80.03-90.04 PM For Design & Construction. In March 2019, added \$18,036,709 from taking out the ATCS from Tutor contract. The budget transfer was used to create a stand alone line for ATCS work in 50.01 under Thales. In August 2020, used \$5.25M of unprogrammed contingency to create AECOM 2020 AWP \$4.5M and AECOM 2020 ODC \$750K. In October 2020, used \$32M of unprogrammed contingency to increase the contingencies for CN1300 CTS, YBM and STS station; increased AECOM 2020 AWP & ODC by \$6M; increased CS 155.2 by \$3,728,919 and added \$20,265,846 to unprogrammed contingency. In January 2021, received \$26M funding and increased the contingency for CN1300 STS station; lowered the LRV budget by \$4.8M and reduced the unprogrammed programmed contingency by \$200K and transferred the \$5M to increased the contingency for CN1300 STS. In February 2021, received \$6.6M funding and increased contingency for CN1300 STS station. In March 2021, received \$108,266,568 funding and increased budget for ATCS by \$1M, contingency for CN1300 CTS station by \$93,961,494, fully funded CSDG by \$3,556,243, fully funded HNTB by \$3,160,710, AECOM 2020 AWP by \$2,588,121 and AECOM 2021 AWP by \$3M and ODC by \$1M. In April 2021, received \$71,600,000 funding and increased budget for ATCS by \$8.5M, PM \$1M, CM \$1M, \$29.1M to CTS contingency and \$32M to STS contingency.</p>
7.9 Detail Monthly Expenditure Report	
Phase 1 Preliminary Engineering	
40	<p>In February 2017, line item budget was adjusted to line-up expenditures. Famis cost for Preliminary Engineering (PE) is \$48,210,903.71. Cost Report for Preliminary Engineering (PE) is \$46,542,060. Some Design cost reported in Famis were moved to Design Phase.</p>
Phase 2 Design Phase	
41	Famis cost adjustment to transfer Project Management cost from July 2013 to Phase 3 Construction Phase.
42	Famis Phase 1 PE Index Code: 357906.CPT5441112 cost is \$10,222,939 \$8,949,300 is reported in Cost Report Phase 1 PE and the balance of \$1,273,639 is reported in Phase 2 Design.
43	1.2.021.01.080.03 - FD:CTYCO-ARTS COMMISSION [357909ART001.CPT5441227]: FAMIS: \$1,425,167 Cost Report: \$1,425,167 cost is reported in Phase 2 Design, 1.2.021.01.080.03 Cost Transfer: Remaining cost is reported in Phase 3 Construction, 1.3.021.01.080.03 - ARTS:CTYCO-ARTS COMMISSION [357909ART001.CPT5441227]
44	In December 2016 Report, Central Subway Project has re-activated CSA Audit Work Order to perform overhead audit for three consultant forms.
45	1.2.055.01.080.02 - FD:ODCs - 651 BRANNAN STREET [35CPT5441241.CPT5441241]: FAMIS: \$2,294,910 Cost Report: \$2,294,910 1.2.055.01.080.02 Cost Transfer: Future costs to be allocated to 1.3.055.01.080.02 - FD:ODCs - 651 BRANNAN STREET [35CPT5441241.CPT5441241]

Connecting people. Connecting communities.

	1.2.063.01.080.03 - AECOM.CS149 OM-EPC JV CS149-PM [68CPT544133D.CPT544133D]: FAMIS: \$4,698,167 Cost Report: \$4,698,167 on 1.2.063.01.080.03
46	Cost Transfer: Future costs to 1.3.063.01.080.03 - AECOM.CS149 OM-EPC JV CS149-PM [68CPT544133D.CPT544133D]
47	AVA Cost \$395,204 is reported in Phase 2 Final Design 1.2.066.01.080.03
48	In January 2017 Report, remove variance amount of (\$920,555) that was incorrectly reported in August 2016.
	1.2.071.01.080.02 - FD:FINAL DESIGN-DP1 [35CPT5441232.CPT5441232]: FAMIS: \$5,608,147 Cost Report: \$5,469,336
49	Cost Transfer: \$138,811 to 1.3.071.01.080.04 - FD:FINAL DESIGN-DP1 [35CPT5441232.CPT5441232]
	1.2.072.01.080.02 - FD:FINAL DESIGN-DP2 [35CPT5441233.CPT5441233]: FAMIS: \$26,268,511 COST REPORT: \$26,220,609
50	COST TRANSFER: \$47,902 to 1.3.072.01.080.04 - FD:FINAL DESIGN-DP2 [35CPT5441233.CPT5441233]
	1.2.073.01.080.02 - FD:FINAL DESIGN-DP3 [35CPT5441236.CPT5441236]: FAMIS: \$11,502,372 COST REPORT: \$11,432,312
51	COST TRANSFER: \$70,060 to 1.3.073.01.080.04 - CM: DP3 [35CPT5441236.CPT5441236]
Phase 3 Construction Phase	
	1.3.021.01.080.03 - ARTS:CTYCO-ARTS COMMISSION [357909ART001.CPT5441227]: FAMIS: \$1,525,982 Cost Report: \$1,425,167 1.2.021.01.080.03
52	Cost Transfer: any future costs to 1.3.021.01.080.03
53	In January 2017 Report, revised SCC Code from 1.2.032.02.080.02 -1424J-BOE LABOR [PWE1X5MPFUNA.CPT544112B112] to 1.3.032.06.080.04 to correct incorrect SCC assignment for DPW support to construction phase.
54	In January 2017 Report, revised SCC Code from 1.2.032.02.080.02 -1424J-BOE LABOR [PWE1X5MPFUNA.CPT544112C112] to 1.3.032.06.080.04 to correct incorrect SCC assignment for DPW support to construction phase.
55	In January 2017 Report, revised SCC Code from 1.2.032.02.080.02 -1424J-BOE LABOR [PWE1X5MPFUNA.CPT544112D112] to 1.3.032.06.080.04 to correct incorrect SCC assignment for DPW support to construction phase.
56	In January 2017 Report, revised SCC Code from 1.2.032.02.080.02 -1424J-BOE LABOR [PWE1X5MPFUNA.CPT544112E112] to 1.3.032.06.080.04 to correct incorrect SCC assignment for DPW support to construction phase.
57	In January 2017 Report, revised SCC Code from 1.2.032.02.080.02 -1424J-BOE LABOR [PWE1X5MPFUNA.CPT544112F112] to 1.3.032.06.080.04 to correct incorrect SCC assignment for DPW support to construction phase.
58	In January 2017 Report, revised SCC Code from 1.2.032.02.080.02 -1424J-BOE LABOR [PWE1X5MPFUNA.CPT544112G112] to 1.3.032.06.080.04 to correct incorrect SCC assignment for DPW support to construction phase.

Connecting people. Connecting communities.

59	1.3.055.01.080.02 - FD:ODCs - 651 BRANNAN STREET [35CPT5441241.CPT5441241]: FAMIS: \$2,294,910 Cost Report: \$2,294,910 1.2.055.01.080.02 - FD:ODCs - 651 BRANNAN STREET [35CPT5441241.CPT5441241] Cost Transfer: Future costs to be allocated to 1.3.055.01.080.02
60	1.3.063.01.080.03 - AECOM.CS149 OM-EPC JV CS149-PM [68CPT544133D.CPT544133D]: FAMIS: \$4,698,167 Cost Report: \$4,698,167 on 1.2.063.01.080.03 Cost Transfer: Future costs to 1.3.063.01.080.03 - AECOM.CS149 OM-EPC JV CS149-PM [68CPT544133D.CPT544133D]
61	In February 2017, transferred \$1,060,000 from programs unallocated contingency to initiate CN1300 JOB READINESS contracts, (cost account code 1.3.064.06.040.08). A deductive Construction Modification to CN1300 will process.
62	Used \$500K program contingency for CS-175 Bayland Soil Process contract. Refer to Report Notes #20.
63	1.3.071.01.080.04 - FD:FINAL DESIGN-DP1 [35CPT5441232.CPT5441232]: FAMIS: \$5,608,147 Cost Report: \$5,469,336 Cost Transfer: \$138,811 to 1.3.071.01.080.04 - FD:FINAL DESIGN-DP1 [35CPT5441232.CPT5441232]
64	1.3.072.01.080.04 - FD:FINAL DESIGN-DP2 [35CPT5441233.CPT5441233]: FAMIS: \$26,268,511 COST REPORT: \$26,220,609 COST TRANSFER: \$47,902 to 1.3.072.01.080.04 - FD:FINAL DESIGN-DP2 [35CPT5441233.CPT5441233]
65	Contract 1251 Final cost is \$20,794,582.
66	In March 2016, July 2016 and October 2016, contract 1252 modifications budget and actuals have been realigned and adjusted to reflect actuals costs.
67	In March 2016, July 2016 and October 2016, contract 1252 modifications budget and actuals have been realigned and adjusted to reflect actuals costs.
68	Revised Contract 1252 allocated contingency SCC code from 040.08 to 010.07.
69	In July 2015 Report, used Contract 1300 Contractor schedule to report budget and actual cost. The Standard Cost Categories (SCC) allocation changed from previous reports. In August 2015 Report, adjusted some of Contract 1300 Contractor SCC assignment to match most of previous SCC assignment. In March 2016, \$75,000 Cmod#6 subtracted from CN1300 Stations contingency (using CPT718 funding) and transferred to Program contingency; this lead to the total CN1300 Station budget being lowered. In September 2020, received \$22,708,106 from local funds and added to CN1300 Station budget thus resulted it in being increased.
69a	In August 2020, based on Tutor's PP#82, there was a total of \$5,371,820 of costs that was not associated with bid item or cmod. Based on Tutor's spreadsheet, our CM team spread it across the four stations and attributed UMS with \$1,886,753 and having it sit in cost center 1.3.088.84.040.07.
70	Revised Contract 1300/UMS allocated contingency SCC code from 040.08 to 020.03.
71	In March 2016 Report, reduced Contract 1252 contingency by \$377,435 cost to reflect certification of five CMODS.
71a	In August 2020, based on Tutor's PP#82, there was a total of \$5,371,820 of costs that was not associated with bid item or cmod. Based on Tutor's spreadsheet, our CM team spread it across the four stations and attributed CTS with \$1,419,413 and having it sit in cost center 1.3.088.85.050.05.
72	Revised Contract 1300/CTS allocated contingency SCC code from 040.08 to 020.03.

Connecting people. Connecting communities.

73	Negative Current or Prior Monthly expenditure is due to replenish allowance expenses by approved Contract Modifications.
73a	In August 2020, based on Tutor's PP#82, there was a total of \$5,371,820 of costs that was not associated with bid item or cmod. Based on Tutor's spreadsheet, our CM team spread it across the four stations and attributed YBM with \$1,090,286 and having it sit in cost center 1.3.088.86.050.05.
74	Revised Contract 1300/YBM allocated contingency SCC code from 040.08 to 020.03.
74a	In August 2020, based on Tutor's PP#82, there was a total of \$5,371,820 of costs that was not associated with bid item or cmod. Based on Tutor's spreadsheet, our CM team spread it across the four stations and attributed STS with \$975,368 and having it sit in cost center 1.3.088.89.040.07.
75	Revised Contract 1300/STS allocated contingency SCC code from 040.08 to 020.01.
75a	In August 2019 Report, reallocated and aligned SCC 80 Professional Services category budget by \$2,956,812 due to additional costs; cost was transferred from construction management allocated contingency.
76	Revised Form B Reimbursements SCC code from 900.01 to 040.02
77	Revised Form B Reimbursements SCC code from 900.01 to 040.02
78	Revised Form B Reimbursements SCC code from 900.01 to 040.02
79	Revised Form B Reimbursements SCC code from 900.01 to 040.02
80	Revised Form B Reimbursements SCC code from 900.01 to 040.02
81	Revised Form B Reimbursements SCC code from 900.01 to 040.02
82	Revised Form B Reimbursements SCC code from 900.01 to 040.02
83	Revised Form B Reimbursements SCC code from 900.01 to 040.02
84	Increase Program contingency \$1,023,508. Refer to Report Notes #11 and #12. In April 2015 report, program contingency decreased by \$500,000. Refer to Report Notes #20. In August 2015 report, release \$15M CN1252 Tunnel assigned contingency to program unallocated contingency. In March 2016 report, program unallocated contingency increased by \$230,468. In August 2016, released \$20M to CN1300 Construction assigned contingency from program unallocated contingency. In February 2017, used \$1,060,000 for CN1300 Job Readiness Program from unallocated contingency, refer to Note 30. Also, released \$5,265,478 assigned real estate contingency to program unallocated contingency, refer to Note 27. In July 2018 report, used \$2,263,498 to fund SCC 80 Professional Services category regarding matters related to stations from program unallocated contingency. In December 2018, moved \$11,987,900 from CN1252 and LRV contingency to program unallocated contingency. In March 2019, added \$18,036,709 from taking out the ATCS from Tutor contract. The budget transfer was used to create a stand alone line for ATCS work in 50.01 under Thales. In August 2019, used \$4,841,950 from program unallocated contingency to create CSP Radio Design, CSP Radio Cable, and CSP Radio Procurement in SCC 50 Systems category. Waiting for a contract modification to readjust the borrowed contingency from unprogrammed contingency. In August 2020, used \$5.25M of unprogrammed contingency to create AECOM 2020 AWP \$4.5M and AECOM 2020 ODC \$750K. In September 2020, received \$22,708,106 in funding from local funds and re-aligned the allocated contingency so that it would decrease from \$76M in Aug to \$53M in Sep. In October 2020, used \$32M of unprogrammed contingency to increase the contingencies for CN1300 CTS, YBM and STS station; increased AECOM 2020 AWP & ODC by \$6M; increased CS 155.2 by \$3,728,919 and added \$20,265,846 to unprogrammed contingency. In November 2020, used \$13,000,000 from unprogrammed contingency to increase STS station contingency; increased a1266-2 atcs implementation budget by \$896,645 due to cmods 2 and 3; realigned the budgets for project management, construction management; added additional \$2M for CS 149 AWP and ODC; thus unprogrammed contingency was reduced by \$20,896,645.

Appendix B

DETAIL SCHEDULE REPORTS

SCHEDULE HIGHLIGHTS

The Master Project Schedule (MPS) below includes progress through June 2021. The June 2021 Schedule Update submittal from Contract 1300 Contractor was not submitted as the CN1300 Contractor has not provided the updated corrections to their June 2017, through July 2018 Schedule Updates. The Contract 1300 schedule represented in this report is based on the SFMTA June 2021 Schedule Update.

The MPS shows a forecast Revenue Service Date of Spring 2022 based on a revised assessment of the overall schedule and the current project conditions related to work efficiency due to COVID. The revised Revenue Service Date of Spring 2022 has been shared with our funding partners and a revised request to extend the Full Funding Grant Agreement with the revised date has been submitted to Federal Transit Administration (FTA) for approval. The project continues to evaluate this date with potential impact from COVID restrictions. The schedule team is assessing the risk with these issues and identifying potential mitigation to reduce the risk to the overall schedule.

Currently we are experiencing day-to-day delays caused by TPC's electrical work in the tunnel impacted by lack of resources. These issues have impacted TPC's Substantial Completion date, we have mitigated the delay by accelerating rail activation activities. TPC and SFMTA are working to reach scope and cost agreements for these contract modifications as TPC refuses to commence work without an approved Contract Modification. The controlling critical (longest) path of the MPS runs through the electrical activities within the tunnel which are impacting the TPC's Startup and Testing and subsequently the rail activation process. The latest schedule shows the longest path running through the Surface, Tracks and Systems (STS).

SFMTA continues to meet with Contractor to discuss all schedule concerns and comments. TPC has not been able to correctly staff the project which could potentially delay the project. In order to achieve the Baseline work productivity, TPC needs to increase the number of crews assigned to electrical work, allowing concurrent work within the tunnel and stations in order to make this completion date possible. It also requires that the front-end portion of ATCS Startup and Testing is performed concurrently with TPC's Startup and Testing followed by ATCS software testing in coordination with SFMTA Operations.

Contract 1300 Contractor submitted fifty-four (54) Schedule Updates from December 2014 to July 2019. SFMTA rejected twenty-eight (28) Schedule Updates from January 2016 to April 2016 and June 2016 to July 2018 due to multiple and repetitive issues that vary from incorrect working sequences to unrealistic forecasted completion dates to artificially steering the schedule longest path through certain portions of the project. SFMTA approved as noted December 2014 through December 2015, and May 2016 Schedule Updates. Contractor has been directed to provide a Revised Schedule as required by the overall settlement agreement to maintain the forecasted project completion.

Contract 1300 - WP1253 UMS / WP1254R CTS / WP1255 YBM / WP1256 STS:

The Contractor, Tutor Perini Corporation's (TPC) baseline schedule is incorporated into the master program schedule. The preliminary SFMTA Contract 1300 June 2021 schedule is used within the June Report. The SFMTA Contract 1300 June 2021 schedule is based on the approved baseline schedule logic with adjustments made as mentioned above. The SFMTA will

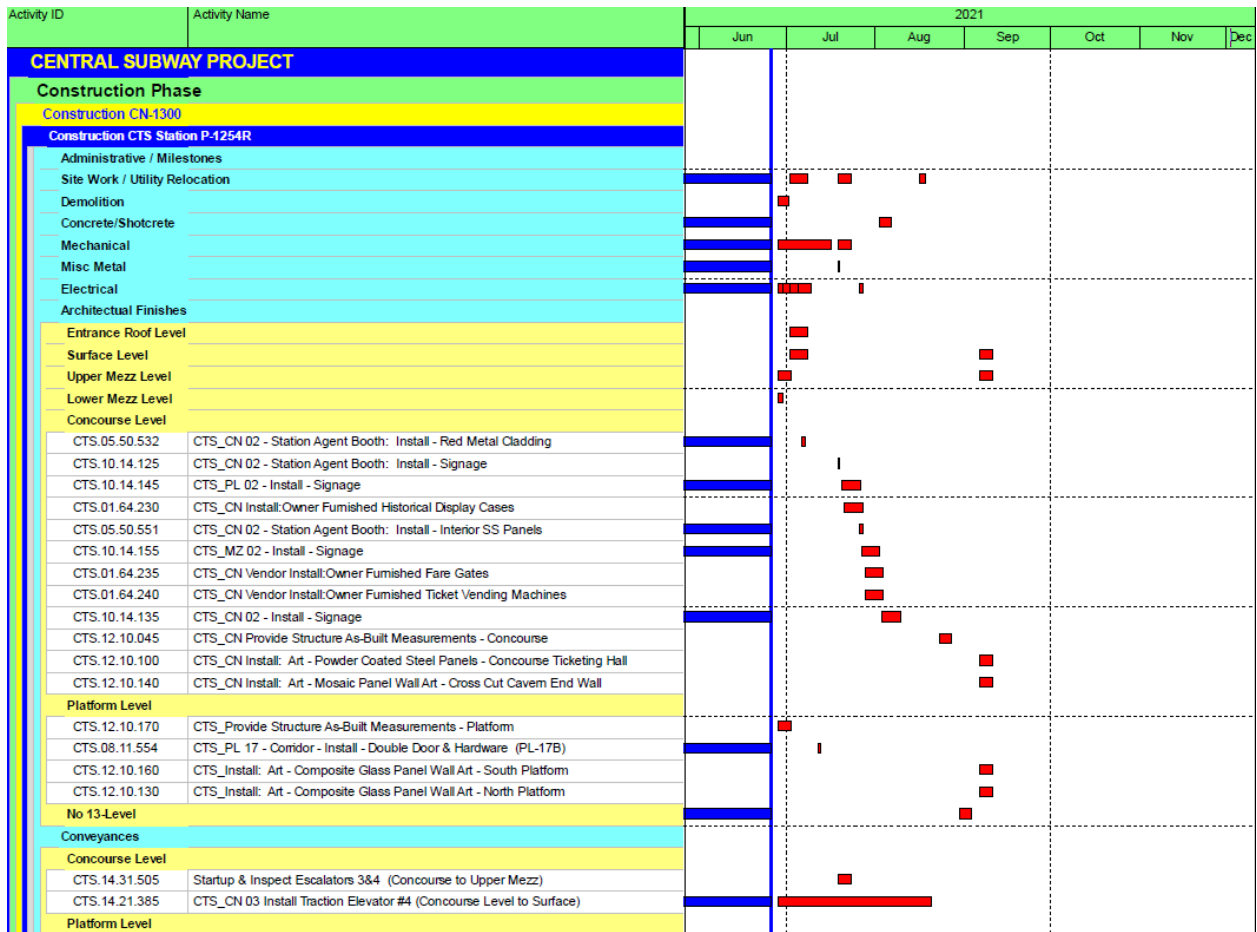
continue to use the SFMTA Contract 1300 schedule update as a forecasting tool going forward until the Contract 1300 Contractor submits an acceptable schedule that addresses all SFMTA's scheduling concerns.

Work Package P-1254R (CTS) has performed the following work this month:

- Continued installing plumbing at Plaza level
- Continued testing Elevators 1, 2, 3 and 4
- Began testing Escalators 1 & 2
- Continued installing GFRC panels at Plaza level
- Completed trouble shooting traction power and train control components
- Continued Power and Lighting Testing
- Continued Security System Testing
- Completed electrical deluge system control wiring
- Begin installing handrails for ramp and stairs at Plaza
- Completed construction of PCC 50 Chinatown Plaza
- Completed testing deluge piping system
- Continued construction of Station Agent Booth
- Continued UPS and SCADA Testing
- Continue EV Fan Testing
- Continued street work (minor), ongoing monitoring and surveying

Work Package P-1254R (CTS) will perform the following work next month:

- Complete installing plumbing at Plaza level
- Complete testing Elevators 1, 2, 3 and 4
- Complete testing Escalators 1, 2, 3, 4, 5 and 6
- Complete installing GFRC panels at Plaza level
- Begin installing train platform Kiosks
- Begin installing kiosks at Concourse Ticketing Hall
- Continue Security System Testing
- Continue electrical and mechanical components testing
- Continue commissioning electrical and mechanical systems
- Complete construction of Station Agent Booth
- Complete installing handrails for ramp and stairs at Plaza
- Complete UPS and SCADA Testing
- Complete EV Fan Testing
- Continue cavern grouting to embed waterproof membrane
- Continue street work (minor), ongoing monitoring and surveying



Work Package P-1253 (UMS) has performed the following work this month:

Continued construction, installation and testing of the following items:

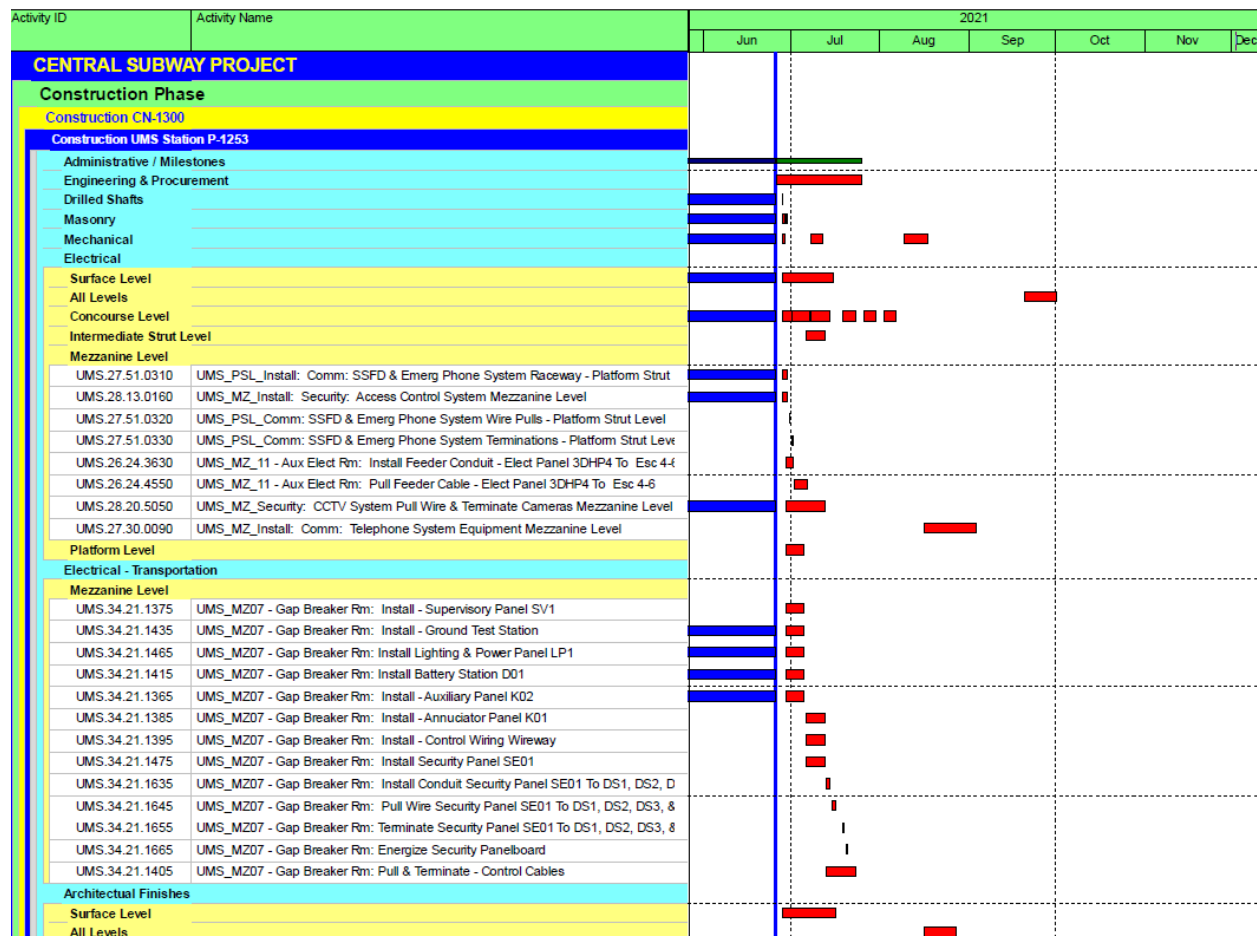
- Began installing connection for added disconnect switches in Elevator 1 and 2 room
- Initiated applying anti-graffiti on Plaza level, Station Agent Booth, faregates, Escalators 2 and 3 and Elevators 3 and 4
- Began installing fireproofing at core drill location for traction conduits in gap breaker room & phenolic labels in deluge panel on Platform level
- Began installing ground wire in auxiliary electrical room on Mezzanine level
- Began installing light fixtures in Elevator 1
- Continued cleaning Elevator 1 hoistway components, elevator cab, and painting the components such as angles attached to the tube steel and hydraulic fluid line piston casing
- Completed painting conduits on Platform level
- Completed installation of drywall ESC, CMU wall and escalator side walls/cladding at north and south ends of Platform level

- Completed installation of FHC

Work Package P-1253 (UMS) will perform the following work next month:

Continued construction, installation and testing of the following items:

- Begin cleaning struts
- Continue fire proofing in gap breaker room
- Continue cleaning Elevator 1 hoistway components
- Complete installation of ground wire in auxiliary communication room
- Complete installation of disconnect switches in Elevator 1 & 2 room
- Complete installation of Elevator 1 & 2 pit lights



Work Package P-1255 (YBM) has performed the following work this month:

- Completed 80% working on alignment and bolt down traction power gear and installed bus duct at TP room
- Performed pretest for deluge spray pattern demonstration
- Performed pressure test and vacuum testing for refrigerant piping at Concourse level
- Started applying anti-graffiti coat for glazes at Station level
- Finalized outlet and electrical panel testing
- Began working on resolving water leak issue on stab-up conduits going through Platform to Invert level
- Began terminating positive cables at TP boxes at Platform level.
- Began terminating negative feeder cables in stab-up conduits at Platform level
- Began first round escalator cleaning for Escalator 1 and 2

Work Package P-1255 (YBM) has performed the following work this month:

- Complete installing handrails at ingress/egress Stair 8 & 9
- Complete installing signage
- Complete installing archeological display at Concourse level
- Complete installing ticketing area at Concourse level
- Complete interior finishes on Mezzanine
- Complete installation of sculpture at Surface level
- Complete Station Agent Booth, panel sign off, door and interior finish
- Complete Traction Power Gear Testing
- Complete Traction Power SCADA Testing
- Complete CCTV testing for Elevators
- Complete deluge spray pattern demonstration with SFFD
- Complete terminating wire for blue light emergency phones
- Heat Recovery Coils and Air Balance
- Complete metal cladding installation at Escalator 1 and 2
- Complete metal cladding installation at Escalator 3
- Complete daiken testing of reworked systems
- Complete room pressure tests
- Complete Elevator and Escalator functionality tests

Activity ID	Activity Name	2021											
		Jun	Jul	Aug	Sep	Oct	Nov	Dec					
CENTRAL SUBWAY PROJECT													
Construction Phase													
Construction_CN-1300													
Construction YBM Station P-1255													
Concrete/Shotcrete													
Electrical													
Under Platform Level													
YBM.34.22.0350	YBM_UP_Install: Elect: Pull Negative Feeder Cable, Coil & Protect(Traction Power)												
YBM.34.21.1215	YBM_IV 302 - Traction Power Rm: Energize A/C TPSS Equipment												
Electrical - Transportation													
Under Platform Level													
YBM.34.22.0330	YBM_IV 302 - Traction Power Rm: Pull - Traction Power Cables Pullbox B-01 To PSF												
YBM.34.21.1235	YBM_IV 302 - Traction Power Rm: Pull Wire - DC Control												
YBM.34.21.1205	YBM_IV 302 - Traction Power Rm: Pull & Terminate AC Control Cable												
YBM.34.21.1255	YBM_IV 302 - Traction Power Rm: Pull Cable - Negative Feeder												
YBM.34.21.1265	YBM_IV 302 - Traction Power Rm: Terminations - Negative Feeder (By 1256)												
Conveyances													
All Levels													
YBM.14.21.125	Startup & Test Elevators #1, 2												
YBM.14.31.207	Startup & Test Escalator #3,4 from Concourse to Surface Level												
YBM.14.21.155	Startup & Test Elevators #3, 4												
YBM.14.31.197	Startup & Test Escalator #1,2 from Platform to Concourse Level												
Startup & Testing													
Platform Level													
Y.4.545	YBM- Building Systems Start-up & Testing												
No 13-Disp													
Surface Level													
All Levels													
Concourse Level													
YBM.26.24.147	YBM_CN - Install Sewage Ejection Pump Control Panel Headhouse Concourse												
YBM.10.14.115	Install Signage, Concourse Level (10 14 00)												
YBM.08.80.110	Glazing/ Glass Door, Station Agent Booth, Concourse Level (08 80 00)												
YBM.09.53.205	Install Perforated Metal Ceiling Systems, Station Agent Booth, Concourse Level- (09 53 205)												
Mezzanine Level													
YBM.08.11.100	Install - Door & Hardware, Mezzanine Level												
YBM.10.14.125	Install Signage, Mezzanine Level (10 14 00)												
YBM.23.31.361	YBM_MZ_302 - Mech Rm:Startup & Test - H/VAC:Supply Fan #1												
YBM.23.31.351	YBM_MZ_302 - Mech Rm:Startup & Test - H/VAC:Exhaust Fan#1												
YBM.21.12.375	YBM_MZ Install Fire Suppression System DSP & TSP Mains Mezzanine Headhouse												
YBM.26.50.995	YBM_Elect - Electrical Punchlist Work												
Platform Level													
YBM.08.11.107	Install - Door & Hardware, Platform Level												

Work Package P-1256 (STS) has performed the following work this month:

- Continued 4th/Brannan platform construction
- Continued traction power conduit and other electrical conduit installation inside tunnel for CCTV, telephone, tunnel lighting, and tunnel electrical power
- Continued traction power cable installation, terminations, and installation of cross bonds throughout the tunnel
- Continued OCS support, riser, and wire installation throughout the tunnel and portal
- Continued telephone enclosure and blue light installation in tunnels
- Continued fiber system installation and terminations in comm rooms (SFDT)
- Continued ATCS and radio system testing

Work Package P-1256 (STS) will perform the following work next month:

- Continue 4th/Brannan platform construction
- Continue surface signaling work on 4th St.
- Continue traction power conduit and other electrical conduit installation inside tunnel for CCTV, telephone, tunnel lighting, and tunnel electrical power
- Continue traction power cable testing, installation and terminations
- Continue OCS support, riser, and wire installation
- Continue telephone enclosure and blue light installation in tunnels
- Continue fiber system installation and terminations in comm rooms (SFDT)
- Continue ATCS and radio system testing
- Continue 4th/King OCS installation

Activity ID	Activity Name	2021						
		Jun	Jul	Aug	Sep	Oct	Nov	Dec
CENTRAL SUBWAY PROJECT								
Construction Phase								
Construction CN:1300								
Construction STS P-1256								
Concrete/Shotcrete								
Tunnel Concrete								
Electrical								
Chinatown Station								
Union Square Station								
Moscone Station								
Fourth/King Intersection								
Fourth Street								
Fifth Street								
Fourth/Brannan Station								
Harrison St								
Bryant St								
Brannan St								
Townsend St								
HeadHouse								
Northbound Tunnel or Trackway								
STS.34.42.0490	STS_Install: Train Control - Remote Feed Boxes- NB Portal to Moscone							
STS.34.42.0510	STS_Install: Train Control - ATSC Entry Point Signage - Portal							
STS.34.42.0880	STS_Install: Train Control - Remote Feed Boxes- NB Moscone to Union Square							
STS.34.42.0900	STS_Install: Train Control - ATSC Entry Point Signage - Moscone Station							
STS.34.42.2270	STS_Install: Train Control - Train Control Conduit - & JB's NB Portal To Moscone							
STS.34.23.1860	STS_Install: Tunnel Electrical - OCS Wires, Spacers, Insulators - NB Portal To Moscone							
STS.34.42.1260	STS_Install: Train Control - Remote Feed Boxes- NB Union Square to Chinatown							
STS.34.42.1270	STS_Install: Train Control - ATSC Entry Point Signage - Union Square Station							
STS.34.42.1630	STS_Install: Train Control - Remote Feed Boxes- NB Chinatown to North Limits							
STS.34.42.1640	STS_Install: Train Control - ATSC Entry Point Signage - Chinatown							
STS.34.22.2880	STS_Install: Tunnel Electrical - Pull/Terminate Traction Power Cable - PS-04 To PFCE							
STS.26.05.1560	STS_Install: Tunnel Electrical -Lighting Fixtures - NB Chinatown to North Limits							
STS.34.22.3280	STS_Install: Tunnel Electrical - Pull/Terminate Traction Power Cable - NB Portal Pull f							
STS.34.42.0500	STS_Install: Security - NB Portal Intrusion Devices							
STS.34.42.0520	STS_Install: Train Control - NB Switch Machines @ Chinatown Crossover							
STS.34.42.0480	STS_Install: Train Control - Axle Counter Electronics Boxes/Track Heads NB Portal to							
STS.34.42.2370	STS_Install: Train Control - Train Control Pull ATSC Wire & Cable NB Portal To Moscone							
STS.34.42.2260	STS_Install: Train Control - Train Control Conduit - & JB's NB Moscone to Union Sq							
STS.28.20.1780	STS_Install: Tunnel Electrical - CCTV Pull Wire & Terminate NB Union Square to Chir							
STS.28.20.1750	STS_Install: Tunnel Electrical - CCTV Pull Wire & Terminate NB Chinatown to North L							
STS.34.22.2840	STS_Install: Tunnel Electrical - Pull/Terminate Traction Power Cable - PFCE NB19 To							
STS.34.42.0410	STS_Install: Train Control - Train Control Signals - NB Portal to Moscone							

SCHEDULE REVISIONS

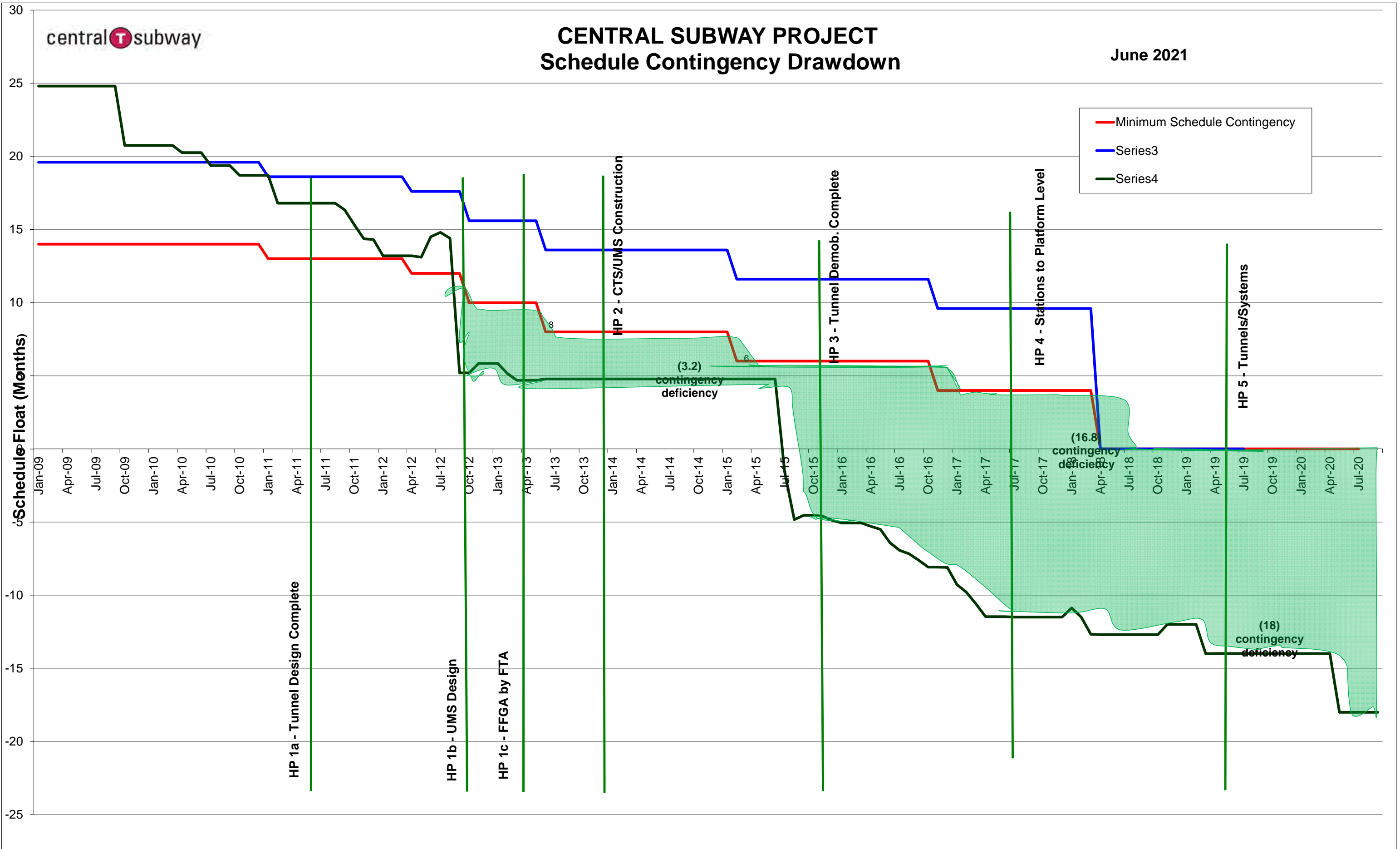
The SFMTA Contract 1300 June 2021 schedule update was added this period to the Central Subway Project Master Schedule.

LIST OF SCHEDULE REPORTS

- 1.1. Schedule Contingency Drawdown
- 1.2. Master Summary Schedule
- 1.3. Program Critical Path Schedule
- 1.4. Construction Contract Summary Schedule
- 1.5. Detail Schedule for Remaining Work

CENTRAL SUBWAY PROJECT Schedule Contingency Drawdown

June 2021



Activity ID	Activity Name	Original Duration	Start	Finish	2021			2022				2023				
					Q2	Q3	Q4	Q1	Q2	Q3	Q4	Q1	Q2	Q3	Q4	
CENTRAL SUBWAY PROJECT		5212	03-Jun-03 A	26-May-23	CENTRAL SUBWAY PROJECT											
Program Level Milestones		5252	03-Jun-03 A	20-May-22	Program Level Milestones											
PJD1000	Central Subway Project Start	0	03-Jun-03 A													
MS0004A	Tunnel Excavation Complete - Project Milestone #4A	0		05-Sep-14 A												
MS0019	Baseline Finish Date: 12-26-2018	0		20-May-22*	◆ Baseline Finish Date: 12-26-2018											
MS0009	CSP Revenue Service Date	0		20-May-22*	◆ CSP Revenue Service Date											
Preliminary Engineering Phase		2661	03-Jun-03 A	07-Jan-10 A												
Final Design		1811	08-Jan-10 A	17-Jun-13 A												
Light Rail Vehicles		3175	15-Apr-13 A	23-Dec-21	Light Rail Vehicles											
Real Estate		3130	01-Aug-08 A	02-Jan-14 A												
Construction Phase		3493	04-Jan-10 A	26-May-23	Construction Phase											
Construction Support and Costs		4156	04-Jan-10 A	26-May-23	Construction Support and Costs											
Construction Utility Contract #1- MOS & Portal CN-1250		505	04-Jan-10 A	23-May-11 A												
Construction Utility Contract #2 - UMS CN-1251		643	12-Jan-11 A	15-Oct-12 A												
Construction Tunnels CN-1252		1518	08-Jun-11 A	28-Jun-21	Construction Tunnels CN-1252											
Construction STS P-1256 ATCS		1825	20-May-14 A	28-Oct-21	Construction STS P-1256 ATCS											
Construction STS P-XXXX Radio		195	27-Aug-19 A	15-Oct-21	Construction STS P-XXXX Radio											
Construction CN-1300		2237	03-Jun-13 A	13-Jan-22	Construction CN-1300											
CN- 1300 Milestone		2237	17-Jun-13 A	13-Jan-22	CN- 1300 Milestone											
Construction UMS Station P-1253		2206	17-Jun-13 A	01-Dec-21	Construction UMS Station P-1253											
Construction CTS Station P-1254R		2173	17-Jun-13 A	16-Oct-21	Construction CTS Station P-1254R											
Construction YBM Station P-1255		2174	10-Jun-13 A	18-Oct-21	Construction YBM Station P-1255											
Construction STS P-1256		2183	03-Jun-13 A	17-Dec-21	Construction STS P-1256											
Project Start Up		216	15-Oct-21	20-May-22	Project Start Up											
Unallocated Contingency		227	28-Jun-21	19-May-22	Unallocated Contingency											

Activity ID	Activity Name	Original Duration	Start	Finish	Total Float	2021			2022			2023		
						Q2	Q3	Q4	Q1	Q2	Q3	Q4	Q1	Q2
Program Level Milestones														
MS0019	Baseline Finish Date: 12-26-2018	0	20-May-22	20-May-22*	-497									◆ Baseline Finish Date: 12-26-2018
MS0009	CSP Revenue Service Date	0	20-May-22	20-May-22*	-497									◆ CSP Revenue Service Date
CN- 1300 Milestone														
MS-10	Substantial Completion - 1,700 Calendar Days (SP-4.B) { 10-Feb-18 }	0	15-Oct-21	15-Oct-21*	-723									◆ Substantial Completion - 1,700 Calendar Days (SP-4.B) { 10-Feb-18 }
Construction STS P-1256														
STS.26.05.2290	STS_Demo: Street Lighting - Demo Street Lighting In 4th St - Bryant to Welsh	2	12-Feb-18 A	29-Jun-21	-513									STS_Demo: Street Lighting - Demo Street Lighting In 4th St - Bryant to Welsh
STS.34.22.2840	STS_Install: Tunnel Electrical - Pull/Terminate Traction Power Cable - PFCB NB19 To F	2	05-Oct-20 A	12-Jul-21	-513									STS_Install: Tunnel Electrical - Pull/Terminate Traction Power Cable - PFCB NB19 To F
STS.34.42.0390	STS_Install: Train Control - Train Control Cable Loop System NB Portal To Moscone	4	13-May-19 A	13-Jul-21	-513									STS_Install: Train Control - Train Control Cable Loop System NB Portal To Moscone
STS.20.71.300	STS_Prep/Submit: Sub-Systems Maintainability Analysis - Surface Signalling System	20	28-Jun-21	23-Jul-21	-513									STS_Prep/Submit: Sub-Systems Maintainability Analysis - Surface Signalling System
STS.34.23.2620	STS_Install: OCS System - Install OCS Trolley Wire & Special Work In 4th St/Townsend	17	06-Jul-21	28-Jul-21	-513									STS_Install: OCS System - Install OCS Trolley Wire & Special Work In 4th St/Townsend
STS.34.42.0770	STS_Install: Train Control - Train Control Cable Loop System NB Moscone to Union Sq	13	13-Jul-21	29-Jul-21	-513									STS_Install: Train Control - Train Control Cable Loop System NB Moscone to Union Sq
STS.34.23.2640	STS_Install: OCS System - Install OCS Trolley Wire In 5th Street To Brannan	6	29-Jul-21	05-Aug-21	-513									STS_Install: OCS System - Install OCS Trolley Wire In 5th Street To Brannan
STS.34.23.2630	STS_Install: OCS System - Install OCS Trolley Wire In Townsend Street To 5th Street	11	09-Mar-20 A	09-Aug-21	-513									STS_Install: OCS System - Install OCS Trolley Wire In Townsend Street To 5th Street
STS.34.23.2650	STS_Install: OCS System - Install OCS Trolley Wire In Brannan To 4th Street	2	10-Aug-21	11-Aug-21	-513									STS_Install: OCS System - Install OCS Trolley Wire In Brannan To 4th Street
STS.34.23.3700	STS_Install: OCS System - Remove/Install Cross Spans in Brannan	4	30-Dec-19 A	17-Aug-21	-513									STS_Install: OCS System - Remove/Install Cross Spans in Brannan
STS.34.42.1150	STS_Install: Train Control - Train Control Cable Loop System NB Union Square to Chir	14	30-Jul-21	18-Aug-21	-513									STS_Install: Train Control - Train Control Cable Loop System NB Union Square to Chir
STS.34.42.1520	STS_Install: Train Control - Train Control Cable Loop System NB Chinatown to North L	2	19-Aug-21	20-Aug-21	-513									STS_Install: Train Control - Train Control Cable Loop System NB Chinatown to North L
STS.34.23.3710	STS_Install: OCS System - Remove/Install Cross Spans in Townsend	3	30-Dec-19 A	20-Aug-21	-513									STS_Install: OCS System - Remove/Install Cross Spans in Townsend
STS.34.42.425	Startup & Testing - Tunnel & ATSC Systems	40	23-Aug-21	15-Oct-21	-513									Startup & Testing - Tunnel & ATSC Systems
Project Start Up														
STU1010	S&S Certification / Pre-Revenue Activities	149	15-Oct-21	19-May-22	-497									S&S Certification / Pre-Revenue Activities
BUF0018	Muni Float	0	20-May-22	20-May-22	-497									Muni Float

Activity Name	Original Duration	Start	Finish	2012				2013				2014				2015				2016				2017				2018				2019				2020				2021				2022				2023	
				Q1	Q2	Q3	Q4	Q1	Q2	Q3	Q4	Q1	Q2	Q3	Q4	Q1	Q2	Q3	Q4	Q1	Q2	Q3	Q4	Q1	Q2	Q3	Q4	Q1	Q2	Q3	Q4	Q1	Q2	Q3	Q4	Q1	Q2	Q3	Q4	Q1	Q2								
CENTRAL SUBWAY PROJECT	2765	08-Jun-11 A	13-Jan-22																																														
Construction Phase	2765	08-Jun-11 A	13-Jan-22																																														
Construction Tunnels CN-1252	1518	08-Jun-11 A	15-May-15 A																																														
1252 Tunnel Contract BIH	1518	08-Jun-11 A	15-May-15 A																																														
Contract Milestones	1437	08-Jun-11 A	15-May-15 A																																														
General Conditions	1480	01-Aug-11 A	15-May-15 A																																														
4th & Bryant St TBM Launch Box Construction	686	30-Mar-12 A	02-Jun-14 A																																														
Moscone Station Headwalls	430	14-May-12 A	20-Sep-13 A																																														
UMS Station Headwalls	425	24-Jul-12 A	22-Nov-13 A																																														
UMS - Remove Geary to Ellis OCS	5	24-Jul-12 A	26-Jul-12 A																																														
UMS - Setup Traffic Control for Headwall Construction	1	30-Jul-12 A	30-Jul-12 A																																														
North Headwall	237	27-Feb-13 A	22-Nov-13 A																																														
South Headwall	404	31-Jul-12 A	22-Nov-13 A																																														
4th St and Market Compensation Grouting	707	28-Jan-13 A	30-Apr-15 A																																														
Southbound Tunneling	451	27-Apr-13 A	13-Oct-14 A																																														
Ellis St Compensation Grouting	561	31-Jul-12 A	09-May-14 A																																														
Green St Compensation Grouting	320	05-Aug-13 A	30-Jun-14 A																																														
Retrieval Shaft	1070	31-Oct-11 A	20-Mar-15 A																																														
Cross Passage 1-5	339	22-Mar-14 A	16-Apr-15 A																																														
Cross Passage 1	79	14-Jun-14 A	13-Sep-14 A																																														
Cross Passage 2	105	10-May-14 A	09-Sep-14 A																																														
Cross Passage 3	127	31-Mar-14 A	28-Aug-14 A																																														
Cross Passage 4	114	22-Mar-14 A	31-Jul-14 A																																														
Cross Passage 5	277	31-May-14 A	16-Apr-15 A																																														
Portal Structure	196	02-Sep-14 A	15-Apr-15 A																																														
Contract Close Out	307	03-Mar-14 A	15-May-15 A																																														
Construction CN-1300	2237	03-Jun-13 A	13-Jan-22																																														
CN- 1300 Milestone	2237	17-Jun-13 A	13-Jan-22																																														
Construction UMS Station P-1253	2206	17-Jun-13 A	01-Dec-21																																														
Construction CTS Station P-1254R	2173	17-Jun-13 A	16-Oct-21																																														
Construction YBM Station P-1255	2174	10-Jun-13 A	18-Oct-21																																														
Construction STS P-1256	2183	03-Jun-13 A	17-Dec-21																																														

Activity ID	Activity Name	Original Duration	Start	Finish	Total Float	2021			2022				
						Q2	Q3	Q4	Q1	Q2	Q3	Q4	
CENTRAL SUBWAY PROJECT													
Light Rail Vehicles													
Construction Phase													
Construction Support and Costs													
Construction STS P-1256 ATCS													
Construction CN-1300													
CN- 1300 Milestone													
No 13-Disp													
Construction UMS Station P-1253													
Mechanical													
Electrical													
Concourse Level													
UMS.08.85.0140	UMS_CN_Pull Wire From Enclosure Box to Artwork Fixture - Sector 3	2	28-Jun-21	29-Jun-21	-475								
UMS.09.53.0460	UMS_CN - Concourse: Install Artwork Power & Control Enclosures Sector 3	3	28-Jun-21	30-Jun-21	-486								
UMS.09.53.0470	UMS_CN - Concourse: Install Artwork Power & Control Enclosures Sector 4	3	28-Jun-21	30-Jun-21	-481								
UMS.08.85.0260	UMS_CN_Install Cable Tray For Artwork Power & Control - Sector 6	5	21-May-18 A	02-Jul-21	-445								
UMS.08.85.0190	UMS_CN_Install Cable Tray For Artwork Power & Control - Sector 4	5	07-May-18 A	02-Jul-21	-455								
UMS.28.16.0140	UMS_CN_Install: Security: Intrusion Systems Concourse Level	15	08-Jan-18 A	06-Jul-21	-480								
UMS.08.85.0280	UMS_CN_Pull Wire From Enclosure Box to Artwork Fixture - Sector 6	2	05-Jul-21	06-Jul-21	-445								
UMS.08.85.0210	UMS_CN_Pull Wire From Enclosure Box to Artwork Fixture - Sector 4	2	05-Jul-21	06-Jul-21	-455								
UMS.09.53.0490	UMS_CN - Concourse: Pull Wire - Artwork Power & Control Enclosures to Fixtures Sector 3	5	01-Jul-21	07-Jul-21	-486								
UMS.09.53.0500	UMS_CN - Concourse: Pull Wire - Artwork Power & Control Enclosures To Fixtures Sector 4	5	01-Jul-21	07-Jul-21	-481								
UMS.09.53.0480	UMS_CN - Concourse: Install Artwork Power & Control Enclosures Sector 5	3	08-Jul-21	12-Jul-21	-486								
UMS.09.53.0510	UMS_CN - Concourse: Pull Wire - Artwork Power & Control Enclosures To Fixtures Sector 5	5	08-Jul-21	14-Jul-21	-486								
Mezzanine Level													
UMS.28.13.0160	UMS_MZ_Install: Security: Access Control System Mezzanine Level	15	08-Jan-18 A	29-Jun-21	-475								
UMS.26.24.4550	UMS_MZ_11 - Aux Elect Rm: Pull Feeder Cable - Elect Panel 3DHP4 To Esc 4-6	3	02-Jul-21	06-Jul-21	-480								
Electrical - Transportation													
Mezzanine Level													
UMS.34.21.1375	UMS_MZ07 - Gap Breaker Rm: Install - Supervisory Panel SV1	5	29-Jun-21	05-Jul-21	-479								
UMS.34.21.1435	UMS_MZ07 - Gap Breaker Rm: Install - Ground Test Station	5	29-Mar-18 A	05-Jul-21	-490								
UMS.34.21.1465	UMS_MZ07 - Gap Breaker Rm: Install Lighting & Power Panel LP1	5	29-Mar-18 A	05-Jul-21	-493								
UMS.34.21.1415	UMS_MZ07 - Gap Breaker Rm: Install Battery Station D01	5	29-Mar-18 A	05-Jul-21	-479								
UMS.34.21.1365	UMS_MZ07 - Gap Breaker Rm: Install - Auxiliary Panel K02	5	29-Mar-18 A	05-Jul-21	-493								
UMS.34.21.1385	UMS_MZ07 - Gap Breaker Rm: Install - Annunciator Panel K01	5	06-Jul-21	12-Jul-21	-484								
UMS.34.21.1395	UMS_MZ07 - Gap Breaker Rm: Install - Control Wiring Wireway	5	06-Jul-21	12-Jul-21	-493								
UMS.34.21.1475	UMS_MZ07 - Gap Breaker Rm: Install Security Panel SE01	5	06-Jul-21	12-Jul-21	-490								
UMS.34.21.1635	UMS_MZ07 - Gap Breaker Rm: Install Conduit Security Panel SE01 To DS1, DS2, DS3, & Security Bell	2	13-Jul-21	14-Jul-21	-490								
UMS.34.21.1645	UMS_MZ07 - Gap Breaker Rm: Pull Wire Security Panel SE01 To DS1, DS2, DS3, & Security Bell	2	15-Jul-21	16-Jul-21	-490								
UMS.34.21.1655	UMS_MZ07 - Gap Breaker Rm: Terminate Security Panel SE01 To DS1, DS2, DS3, & Security Bell	1	19-Jul-21	19-Jul-21	-490								
UMS.34.21.1665	UMS_MZ07 - Gap Breaker Rm: Energize Security Panelboard	1	20-Jul-21	20-Jul-21	-490								
UMS.34.21.1405	UMS_MZ07 - Gap Breaker Rm: Pull & Terminate - Control Cables	9	13-Jul-21	23-Jul-21	-493								
Conveyances													
Startup & Testing													
No 13-Disp													
Construction CTS Station P-1254R													
Site Work / Utility Relocation													
Concrete/Shotcrete													
Mechanical													
Electrical													

Activity ID	Activity Name	Original Duration	Start	Finish	Total Float	2021			2022						
						Q2	Q3	Q4	Q1	Q2	Q3	Q4			
Architectural Finishes						405	13-Jan-20 A	10-Sep-21	-488						
Surface Level						5	06-Sep-21	10-Sep-21	-488						
Upper Mezz Level						5	06-Sep-21	10-Sep-21	-488						
Lower Mezz Level						2	28-Jun-21	29-Jun-21	-450						
Concourse Level						405	13-Jan-20 A	10-Sep-21	-488						
CTS.05.50.532	CTS_CN 02 - Station Agent Booth: Install - Red Metal Cladding	2	08-Feb-21 A	07-Jul-21	-478										
CTS.10.14.125	CTS_CN 02 - Station Agent Booth: Install - Signage	1	19-Jul-21	19-Jul-21	-479										
CTS.10.14.145	CTS_PL 02 - Install - Signage	5	12-Oct-20 A	26-Jul-21	-479										
CTS.05.50.551	CTS_CN 02 - Station Agent Booth: Install - Interior SS Panels	2	13-Jan-20 A	27-Jul-21	-490										
CTS.10.14.155	CTS_MZ 02 - Install - Signage	5	19-Oct-20 A	02-Aug-21	-479										
CTS.10.14.135	CTS_CN 02 - Install - Signage	5	12-Oct-20 A	09-Aug-21	-479										
CTS.12.10.100	CTS_CN Install: Art - Powder Coated Steel Panels - Concourse Ticketing Hall	5	06-Sep-21	10-Sep-21	-488										
CTS.12.10.140	CTS_CN Install: Art - Mosaic Panel Wall Art - Cross Cut Cavern End Wall	5	06-Sep-21	10-Sep-21	-488										
Platform Level						5	06-Sep-21	10-Sep-21	-488						
CTS.12.10.160	CTS_Install: Art - Composite Glass Panel Wall Art - South Platform	5	06-Sep-21	10-Sep-21	-488										
CTS.12.10.130	CTS_Install: Art - Composite Glass Panel Wall Art - North Platform	5	06-Sep-21	10-Sep-21	-488										
No 13-Level						5	18-Dec-20 A	03-Sep-21	-488						
Conveyances						328	20-Apr-20 A	20-Aug-21	-502						
Concourse Level						309	20-Apr-20 A	20-Aug-21	-502						
CTS.14.31.505	Startup & Inspect Escalators 3&4 (Concourse to Upper Mezz)	5	19-Jul-21	23-Jul-21	-478										
CTS.14.21.385	CTS_CN 03 Install Traction Elevator #4 (Concourse Level to Surface)	40	20-Apr-20 A	20-Aug-21	-503										
Platform Level						328	20-Apr-20 A	20-Aug-21	-499						
CTS.14.24.295	CTS-PL 05:Inspections - Elevators 1&2	1	16-Aug-21	16-Aug-21	-498										
CTS.14.24.285	CTS-PL 05: Startup & Test Elevators 1&2	4	16-Aug-21	19-Aug-21	-498										
CTS.14.21.245	Install Traction Elevator #3 (Platform Level to Surface)	40	20-Apr-20 A	20-Aug-21	-503										
Startup & Testing						30	01-Mar-21 A	01-Oct-21	-503						
No 13-Disp						1842	10-Jul-14 A	15-Oct-21	64						
Construction YBM Station P-1255						2005	10-Jul-14 A	15-Oct-21	64						
Electrical						5	22-Jul-21	28-Jul-21	-496						
Electrical - Transportation						25	08-Mar-21 A	30-Jul-21	-498						
Under Platform Level						25	08-Mar-21 A	30-Jul-21	-498						
YBM.34.21.1235	YBM_IV 302 - Traction Power Rm: Pull Wire - DC Control	5	08-Mar-21 A	02-Jul-21	-478										
YBM.34.21.1205	YBM_IV 302 - Traction Power Rm: Pull & Terminate AC Control Cable	15	08-Mar-21 A	16-Jul-21	-493										
YBM.34.21.1255	YBM_IV 302 - Traction Power Rm: Pull Cable - Negative Feeder	5	09-Mar-21 A	23-Jul-21	-498										
YBM.34.21.1265	YBM_IV 302 - Traction Power Rm: Terminations - Negative Feeder (By 1256)	5	16-Mar-21 A	30-Jul-21	-498										
Conveyances						145	13-Apr-20 A	04-Aug-21	-491						
All Levels						145	13-Apr-20 A	04-Aug-21	-491						
YBM.14.21.125	Startup & Test Elevators #1, 2	5	13-Apr-20 A	28-Jul-21	-486										
YBM.14.31.207	Startup & Test Escalator #3,4 from Concourse to Surface Level	5	05-Oct-20 A	28-Jul-21	-486										
YBM.14.21.155	Startup & Test Elevators #3, 4	5	26-Nov-20 A	28-Jul-21	-486										
YBM.14.31.197	Startup & Test Escalator #1,2 from Platform to Concourse Level	10	01-Oct-20 A	04-Aug-21	-491										
Startup & Testing						40	21-Dec-20 A	23-Sep-21	-497						
No 13-Disp						2005	10-Jul-14 A	15-Oct-21	64						
Construction STS P-1256						1907	13-Jan-14 A	29-Oct-21	54						
Tunnel Concrete						366	17-Jul-18 A	30-Jun-21	-476						
Electrical						1273	14-May-14 A	29-Sep-21	76						
No 13-Level						1273	14-May-14 A	29-Sep-21	76						
STS.34.42.2310	STS_Install: Train Control - Train Control Conduit - & JB's SB Portal To Moscone	4	20-Mar-17 A	28-Jun-21	-493										
STS.34.42.0690	STS_Install: Train Control - Remote Feed Boxes- SB Portal to Moscone	1	28-Jun-21	28-Jun-21	-479										
STS.34.42.0490	STS_Install: Train Control - Remote Feed Boxes- NB Portal to Moscone	1	28-Jun-21	28-Jun-21	-477										
STS.34.42.0510	STS_Install: Train Control - ATSC Entry Point Signage - Portal	1	28-Jun-21	28-Jun-21	-477										

Activity ID	Activity Name	Original Duration	Start	Finish	Total Float	2021			2022				
						Q2	Q3	Q4	Q1	Q2	Q3	Q4	
STS.34.42.1070	STS_Install: Train Control - Remote Feed Boxes/Track Heads SB Moscone to Union Square	1	29-Jun-21	29-Jun-21	-479								
STS.34.42.2300	STS_Install: Train Control - Train Control Conduit - & JB's SB Moscone to Union Square	13	12-Mar-18 A	29-Jun-21	-490								
STS.34.42.0880	STS_Install: Train Control - Remote Feed Boxes- NB Moscone to Union Square	1	29-Jun-21	29-Jun-21	-477								
STS.34.42.0900	STS_Install: Train Control - ATSC Entry Point Signage - Moscone Station	1	29-Jun-21	29-Jun-21	-477								
STS.34.23.2600	STS_Install: OCS System - Install OCS Trolley Wire In 4th St - Townsend To King Street	2	28-Jun-21	29-Jun-21	-509								
STS.34.42.1440	STS_Install: Train Control - Remote Feed Boxes- SB Union Square to Chinatown	1	29-Jun-21	30-Jun-21	-479								
STS.34.42.37 c	STS_Fab\Deliver: Transportation: ATCS Wayside Equipment (34 42 37)	180	14-Apr-16 A	30-Jun-21	-708								
STS.34.42.2270	STS_Install: Train Control - Train Control Conduit - & JB's NB Portal To Moscone	4	20-Mar-17 A	30-Jun-21	-510								
STS.34.42.2160	STS_Install: Train Control - ATSC 5KVA UPS Battery Cabinet - Union Square Station Control Room	2	29-Jun-21	30-Jun-21	-495								
STS.34.23.1860	STS_Install: Tunnel Electrical - OCS Wires, Spacers, Insulators - NB Portal To Moscone	4	16-Mar-21 A	30-Jun-21	-508								
STS.34.42.1260	STS_Install: Train Control - Remote Feed Boxes- NB Union Square to Chinatown	1	30-Jun-21	30-Jun-21	-477								
STS.34.42.1270	STS_Install: Train Control - ATSC Entry Point Signage - Union Square Station	1	30-Jun-21	30-Jun-21	-477								
STS.34.42.1810	STS_Install: Train Control - Remote Feed Boxes- SB Chinatown to North Limits	1	30-Jun-21	01-Jul-21	-479								
STS.34.42.1630	STS_Install: Train Control - Remote Feed Boxes- NB Chinatown to North Limits	1	01-Jul-21	01-Jul-21	-477								
STS.34.42.1640	STS_Install: Train Control - ATSC Entry Point Signage - Chinatown	1	01-Jul-21	01-Jul-21	-477								
STS.34.23.100	STS_Install: Utilities: Install Fiber Optic Ductbank From (E) Pullbox to (E) MH 1879 - King St/4th Street	5	28-Jun-21	02-Jul-21	-486								
STS.34.22.2880	STS_Install: Tunnel Electrical - Pull/Terminate Traction Power Cable - PS-04 To PFCB NB11 - UMS	2	03-Aug-20 A	02-Jul-21	-508								
STS.34.42.1940	STS_Install: Surface Signaling - TS Case No.1 - 4th/King	5	26-Feb-20 A	02-Jul-21	-478								
STS.34.22.3280	STS_Install: Tunnel Electrical - Pull/Terminate Traction Power Cable - NB Portal Pull Box To MH1890	5	18-Mar-21 A	02-Jul-21	-508								
STS.34.42.0500	STS_Install: Security - NB Portal Intrusion Devices	2	01-Jul-21	02-Jul-21	-501								
STS.34.42.0520	STS_Install: Train Control - NB Switch Machines @ Chinatown Crossover	2	19-Aug-19 A	02-Jul-21	-478								
STS.34.42.1060	STS_Install: Train Control - Axle Counter Electronics Boxes/Track Heads SB Moscone to Union Square	6	28-Jun-21	05-Jul-21	-488								
STS.34.42.0480	STS_Install: Train Control - Axle Counter Electronics Boxes/Track Heads NB Portal to Moscone	6	28-Jun-21	05-Jul-21	-492								
STS.34.42.2170	STS_Install: Train Control - ATSC Communication Cable Termination Frame - Union Square Station Control Room	4	01-Jul-21	06-Jul-21	-495								
STS.34.42.2370	STS_Install: Train Control - Train Control Pull ATSC Wire & Cable NB Portal To Moscone	4	01-Jul-21	06-Jul-21	-509								
STS.34.42.2260	STS_Install: Train Control - Train Control Conduit - & JB's NB Moscone to Union Square	13	12-Mar-18 A	07-Jul-21	-510								
STS.34.42.0600	STS_Install: Train Control - Train Control Signals - SB Portal to Moscone	6	30-Jun-21	07-Jul-21	-508								
STS.34.42.1880	STS_Install: Surface Signaling - Interlocking Signals & Poles 21/23 - 4th/King	8	06-Jul-20 A	07-Jul-21	-481								
STS.28.20.1780	STS_Install: Tunnel Electrical - CCTV Pull Wire & Terminate NB Union Square to Chinatown	2	17-Mar-21 A	07-Jul-21	-482								
STS.34.42.0580	STS_Install: Train Control - Train Control Cable Loop System SB Portal To Moscone	4	13-May-19 A	08-Jul-21	-498								
STS.28.20.1750	STS_Install: Tunnel Electrical - CCTV Pull Wire & Terminate NB Chinatown to North Limits	1	19-Mar-21 A	08-Jul-21	-482								
STS.20.71.550	STS_Manufacture - PCC SCADA Equipment	20	17-Jan-20 A	09-Jul-21	-493								
STS.34.42.0710	STS_Install: Train Control - SB ATSC Entry Point Signage - Portal	1	09-Jul-21	09-Jul-21	-486								
STS.26.05.2210	STS_Install: Traction Power -Terminate FODP Panel @ Moscone Folsom SubStation	3	07-Jul-21	09-Jul-21	-488								
STS.34.42.1090	STS_Install: Train Control - SB ATSC Entry Point Signage - Moscone	1	12-Jul-21	12-Jul-21	-486								
STS.34.22.2840	STS_Install: Tunnel Electrical - Pull/Terminate Traction Power Cable - PFCB NB19 To PS-06 - Chinatown to North Limits	2	05-Oct-20 A	12-Jul-21	-513								
STS.28.20.2020	STS_Install: - SCADA System Terminations - UMS Communications Rm	10	29-Jun-21	12-Jul-21	-484								
STS.34.42.0410	STS_Install: Train Control - Train Control Signals - NB Portal to Moscone	6	05-Jul-21	12-Jul-21	-501								
STS.34.420.870	STS_Install: Train Control - Axle Counter Electronics Boxes/Track Heads- NB Moscone to Union Square	6	06-Jul-21	13-Jul-21	-492								
STS.34.42.1800	STS_Install: Train Control - Axle Counter Electronics Boxes/Track Heads SB Union Square to Chinatown	6	05-Jul-21	13-Jul-21	-488								
STS.34.42.1460	STS_Install: Train Control - SB ATSC Entry Point Signage - Union Square	1	13-Jul-21	13-Jul-21	-486								
STS.34.42.0390	STS_Install: Train Control - Train Control Cable Loop System NB Portal To Moscone	4	13-May-19 A	13-Jul-21	-513								
STS.34.42.1430	STS_Install: Train Control - Axle Counter Electronics Boxes/Track Heads SB Chinatown to North Limits	1	13-Jul-21	14-Jul-21	-488								
STS.34.42.2280	STS_Install: Train Control - Train Control Conduit - & JB's NB Union Square to Chinatown	14	20-Apr-16 A	14-Jul-21	-502								
STS.34.42.1820	STS_Install: Train Control - SB ATSC Entry Point Signage - Chinatown	1	14-Jul-21	14-Jul-21	-486								
STS.34.41.2120	STS_Install; Traffic Signal Displays 4th St/King	3	12-Jul-21	14-Jul-21	-472								
STS.34.23.1920	STS_Install: Tunnel Electrical - OCS Wires, Spacers, Insulators - SB Union Square to Chinatown	12	11-Mar-21 A	14-Jul-21	-486								
STS.34.42.2330	STS_Install: Train Control - Train Control Pull ATSC Wire & Cable SB Portal To Moscone	4	09-Jul-21	14-Jul-21	-501								
STS.34.42.0980	STS_Install: Train Control - Train Control Signals - SB Moscone to Union Square	6	08-Jul-21	15-Jul-21	-508								
STS.34.42.390	STS_Install: Transportation: ATCS Central Equipment - Lennox OCC	15	28-Jun-21	16-Jul-21	-488								

Activity ID	Activity Name	Original Duration	Start	Finish	Total Float	2021			2022				
						Q2	Q3	Q4	Q1	Q2	Q3	Q4	
STS.34.41.2100	STS_Install; Traffic Signal Displays 4th St/Harrison	3	15-Jul-21	19-Jul-21	-472								
STS.34.42.0790	STS_Install: Train Control - Train Control Signals - NB Moscone to Union Square	6	13-Jul-21	20-Jul-21	-501								
STS.34.42.1250	STS_Install: Train Control - Axle Counter Electronics Boxes/Track Heads NB Union Square to Chinatown	6	13-Jul-21	21-Jul-21	-492								
STS.34.41.2040	STS_Install; Traffic Signal Controllers 4th St	11	09-Oct-17 A	21-Jul-21	-472								
STS.34.42.2320	STS_Install: Train Control - Train Control Conduit - & JB's SB Union Square to Chinatown	14	21-Apr-16 A	21-Jul-21	-501								
STS.34.42.2200	STS_Install: Train Control - ATSC Transformer - Union Square Station Control Room	2	20-Jul-21	21-Jul-21	-506								
STS.34.42.2250	STS_Install: Train Control - Train Control Conduit - & JB's NB Chinatown to North Limits	5	15-Jul-21	21-Jul-21	-493								
STS.34.42.1620	STS_Install: Train Control - Axle Counter Electronics Boxes/Track Heads NB Chinatown to North Limits	1	21-Jul-21	22-Jul-21	-492								
STS 01 79 00 c2	STS_Submit:O&M Manuals 60 Days Prior to Training	60	11-Nov-19 A	22-Jul-21	-673								
STS.10.41.100	STS_Install: Display Cases Between Windscreens	5	19-Jul-21	23-Jul-21	-468								
STS.34.42.1720	STS_Install: Train Control - Train Control Signals - SB Union Square to Chinatown	6	16-Jul-21	23-Jul-21	-508								
STS.26.05.2160	STS_Install: Traction Power - Install Conduit/TP SCADA Cable to Existing FODP Panel @ King SubStation	10	12-Jul-21	23-Jul-21	-503								
STS.34.41.1990	STS_Demo/Salvage; Traffic Signals 4th St	15	17-Apr-17 A	26-Jul-21	-472								
STS.34.42.0960	STS_Install: Train Control - Train Control Cable Loop System SB Moscone to Union Square	12	09-Jul-21	26-Jul-21	-498								
STS.26.05.3880	STS_Install: Tunnel Electrical - Pull/Terminate Power & Lighting - SB Union Square to Chinatown	5	03-Aug-20 A	27-Jul-21	119								
STS.34.42.1700	STS_Install: Train Control - Train Control Cable Loop System SB Union Square to Chinatown	14	09-Jul-21	28-Jul-21	-498								
STS.34.42.1350	STS_Install: Train Control - Train Control Signals - SB Chinatown to North Limits	3	26-Jul-21	28-Jul-21	-498								
STS.34.23.2620	STS_Install: OCS System - Install OCS Trolley Wire & Special Work In 4th St/Townsend Street - Intersection	17	06-Jul-21	28-Jul-21	-513								
STS.34.42.2290	STS_Install: Train Control - Train Control Conduit - & JB's SB Chinatown to North Limits	5	22-Jul-21	28-Jul-21	-498								
STS.01.64.100	STS_Install:Owner Next Bus Signs @ 4th/Brannon Station	5	22-Jul-21	28-Jul-21	-471								
STS.34.42.1170	STS_Install: Train Control - Train Control Signals - NB Union Square to Chinatown	6	21-Jul-21	28-Jul-21	-501								
STS.34.42.100	STS_Transportation: Surface Signaling System - Testing & Startup	30	30-Jun-21	29-Jul-21	-702								
STS.34.42.2120	STS_Install: Train Control - ATSC Power Panels - Chinatown Station Control Room	4	26-Jul-21	29-Jul-21	-474								
STS.34.42.0770	STS_Install: Train Control - Train Control Cable Loop System NB Moscone to Union Square	13	13-Jul-21	29-Jul-21	-513								
STS.34.42.2020	STS_Install: Train Control - ATSC Emergency Feed In Device - Moscone Station Control Room	3	27-Jul-21	29-Jul-21	-477								
STS.26.05.3510	STS_Install: Lighting - 4th/Brannan Station	10	19-Feb-18 A	30-Jul-21	-498								
STS.34.42.1330	STS_Install: Train Control - Train Control Cable Loop System SB Chinatown to North Limits	2	29-Jul-21	30-Jul-21	-498								
STS.26.05.3890	STS_Install: Tunnel Electrical - Pull/Terminate Power & Lighting - SB Chinatown to North Limits	3	30-Sep-20 A	30-Jul-21	119								
STS.34.23.2590	STS_Install: OCS System - Install OCS Trolley Wire In 4th St - Bluxome To Townsend	2	29-Jul-21	30-Jul-21	-505								
STS.26.05.2070	STS_Install: Traction Power - Remove Existing Mimic Panel Equipment @ PCC	5	26-Jul-21	30-Jul-21	-503								
STS.26.05.2080	STS_Install: Traction Power - New Equipment Display Rack @ PCC	5	26-Jul-21	30-Jul-21	-503								
STS 34 42 39 c	STS_Fab\Deliver: Transportation: ATCS Central Equipment (34 42 39)	10	22-Jul-21	31-Jul-21	-668								
STS.34.41.2000	STS_Install; Traffic Signals 4th St	15	24-Apr-17 A	02-Aug-21	-472								
STS.34.42.2110	STS_Install: Train Control - ATSC Transformer - Chinatown Station Control Room	2	30-Jul-21	02-Aug-21	-474								
STS.34.42.1540	STS_Install: Train Control - Train Control Signals - NB Chinatown to North Limits	3	29-Jul-21	02-Aug-21	-501								
STS.34.42.2340	STS_Install: Train Control - Train Control Pull ATSC Wire & Cable SB Moscone to Union Square	13	15-Jul-21	02-Aug-21	-501								
STS.34.42.2010	STS_Install: Train Control - ATSC Feed In Device - Moscone Station Control Room	3	30-Jul-21	03-Aug-21	-477								
STS.34.42.2040	STS_Install: Train Control - ATSC Power Panels - Moscone Station Control Room	3	30-Jul-21	03-Aug-21	-477								
STS.34.23.2640	STS_Install: OCS System - Install OCS Trolley Wire In 5th Street To Brannan	6	29-Jul-21	05-Aug-21	-513								
STS.34.41.2130	STS_Install; Traffic Signal Displays 5th St/Brannan	3	03-Aug-21	05-Aug-21	-472								
STS.34.42.2030	STS_Install: Train Control - ATSC Transformer - Moscone Station Control Room	2	04-Aug-21	05-Aug-21	-477								
STS.26.05.2140	STS_Install: Traction Power - Make Fiber Node Connections From King SubStation @PCC (Fiber by 1260)	5	02-Aug-21	06-Aug-21	-503								
STS.26.05.2090	STS_Install: Traction Power - Video Displays & Cabling @ PCC	10	26-Jul-21	06-Aug-21	-503								
STS.26.05.2100	STS_Install: Traction Power - PCI & TP SCADA Servers @ PCC	10	26-Jul-21	06-Aug-21	-503								
STS.26.05.2110	STS_Install: Traction Power - Make Fiber Node Connections From CTS Washington Substation @ PCC (Fiber by 1260)	5	02-Aug-21	06-Aug-21	-503								
STS.26.05.2120	STS_Install: Traction Power - Make Fiber Node Connections From UMS Gap Breaker Station @PCC (Fiber by 1260)	5	02-Aug-21	06-Aug-21	-503								
STS.26.05.2130	STS_Install: Traction Power - Make Fiber Node Connections From YBM Folsom SubStation @PCC (Fiber by 1260)	5	02-Aug-21	06-Aug-21	-503								
STS.34.01.24.150	STS_: PA/PDS: Operation control Center (34 01 24)	30	30-Jul-18 A	08-Aug-21	-712								
STS.34.01.24.110	STS_: Testing Cutover: Operation control Center (34 01 24)	30	10-Jul-21	08-Aug-21	-712								
STS.34.01.24.120	STS_: System Integration: Operation control Center (34 01 24)	30	10-Jul-21	08-Aug-21	-712								

Activity ID	Activity Name	Original Duration	Start	Finish	Total Float	2021				2022			
						Q2	Q3	Q4	Q1	Q2	Q3	Q4	
STS.34.01.24.160	STS_: FSS: Operation control Center (34 01 24)	30	06-May-19 A	08-Aug-21	-712								
STS.34.01.24.220	STS_: Elevator/ Escalator Remote Monitoring System: Operation control Center (34 01 24)	30	25-May-20 A	08-Aug-21	-712								
STS.34.41.2110	STS_Install: Traffic Signal Displays 4th St/Brannan	5	19-Jun-17 A	09-Aug-21	-472								
STS.34.23.2630	STS_Install: OCS System - Install OCS Trolley Wire In Townsend Street To 5th Street	11	09-Mar-20 A	09-Aug-21	-513								
STS.34.23.2650	STS_Install: OCS System - Install OCS Trolley Wire In Brannan To 4th Street	2	10-Aug-21	11-Aug-21	-513								
STS.34.42.2530	STS_Install: Train Control - ATSC Wire Pulls & Terminations - Union Square Station Control Room	15	22-Jul-21	11-Aug-21	-506								
STS.34.41.2010	STS_Install: Traffic Signal Displays 4th S/Bryant	6	07-Jan-19 A	12-Aug-21	-472								
STS.34.23.2580	STS_Install: OCS System - Install OCS Trolley Wire In 4th St - Brannan To Bluxome	9	02-Aug-21	12-Aug-21	-475								
STS.34.42.2360	STS_Install: Train Control - Train Control Pull ATSC Wire & Cable SB Union Square to Chinatown	13	28-Jul-21	13-Aug-21	-510								
STS.34.42.2390	STS_Install: Train Control - Train Control Pull ATSC Wire & Cable NB Union Square to Chinatown	14	27-Jul-21	13-Aug-21	-510								
\	CTS_Fab\Deliver: Transportation: Traction Power SCADA System (34 23 10)	180	14-May-14 A	15-Aug-21	-704								
STS.34.23.2570	STS_Install: OCS System - Install OCS Trolley Wire In 4th St - Freelon To Brannan	2	13-Aug-21	16-Aug-21	-475								
STS.34.42.2400	STS_Install: Train Control - Train Control Pull ATSC Wire & Cable NB Chinatown to North Limits	2	16-Aug-21	17-Aug-21	-510								
STS.34.23.3700	STS_Install: OCS System - Remove/Install Cross Spans in Brannan	4	30-Dec-19 A	17-Aug-21	-513								
STS.34.42.2350	STS_Install: Train Control - Train Control Pull ATSC Wire & Cable SB Chinatown to North Limits	2	16-Aug-21	17-Aug-21	-510								
STS.34.23.2560	STS_Install: OCS System - Install OCS Trolley Wire In 4th St - Welsh To Freelon	2	17-Aug-21	18-Aug-21	-475								
STS.34.42.1150	STS_Install: Train Control - Train Control Cable Loop System NB Union Square to Chinatown	14	30-Jul-21	18-Aug-21	-513								
STS.34.41.2030	STS_Pull & Terminate Traffic Signal Wiring 4th St	16	24-Apr-17 A	19-Aug-21	-472								
STS 34.42.400	STS_Install: Transportation: ATCS Central Equipment - Transportation Mgmt Center (TMC)	15	02-Aug-21	20-Aug-21	-473								
STS.34.42.1520	STS_Install: Train Control - Train Control Cable Loop System NB Chinatown to North Limits	2	19-Aug-21	20-Aug-21	-513								
STS.34.23.3710	STS_Install: OCS System - Remove/Install Cross Spans in Townsend	3	30-Dec-19 A	20-Aug-21	-513								
STS.34.42.2520	STS_Install: Train Control - ATSC Wire Pulls & Terminations - Chinatown Station Control Room	15	03-Aug-21	23-Aug-21	-474								
STS.34.23.2550	STS_Install: OCS System - Install OCS Trolley Wire In 4th St - Bryant to Welsh	4	19-Aug-21	24-Aug-21	-475								
STS.34.42.2540	STS_Install: Train Control - ATSC Wire Pulls & Terminations - Moscone Station Control Room	15	06-Aug-21	26-Aug-21	-477								
STS.20.71.525	STS_Prep\Submit: Sub-Systems Maintainability Demonstration - Surface Signalling Systems	20	21-Aug-21	09-Sep-21	76								
STS.20.71.535	STS_Prep\Submit: Sub-Systems Maintainability Demonstration -Facility SCADA Systems (FSS)	20	21-Aug-21	09-Sep-21	76								
STS.20.71.515	STS_Prep\Submit: Sub-Systems Maintainability Demonstration - PCC SCADA Equipment	40	21-Aug-21	29-Sep-21	106								
Electrical - Transportation		10	28-Jun-21	09-Jul-21	-505								
Startup & Testing		40	23-Aug-21	15-Oct-21	-513								
No 13-Disp		1907	13-Jan-14 A	29-Oct-21	54								
Unallocated Contingency		227	28-Jun-21	19-May-22	-497								

Appendix C

PROJECT SCOPE AND FUNDING OVERVIEW

Project Overview

The Central Subway Project will construct a modern, efficient light-rail line that will improve public transit in San Francisco. This new 1.7-mile extension of Muni's T Third Line will provide direct connections to major retail, sporting and cultural venues while efficiently transporting people to jobs, educational opportunities and other amenities throughout the city.

The Central Subway Project is Phase 2 of the San Francisco Municipal Transportation Agency's (SFMTA) Third Street Light Rail Transit Project. Phase 1 of the project constructed a 5.1-mile light-rail line along the densely populated 3rd Street corridor. It began revenue service in April 2007, restoring light-rail service to a high transit-ridership area of San Francisco for the first time in 50 years.

The Central Subway Project will extend the T Third Line from the 4th Street Caltrain Station to Chinatown, providing a direct, rapid transit link from the Bayshore and Mission Bay areas to SoMa, Union Square and downtown.

Four new stations will be built along the 1.7-mile project alignment—an above-ground station at 4th and Brannan streets and three underground stations at Moscone Center, Union Square and Chinatown.

The Central Subway will run through the burgeoning technology and digital-media hub in SoMa, where dozens of companies have taken up residence along the 4th Street corridor. Increased



Project Overview - continued

transit options will attract new employers – the Central Subway makes travel more convenient throughout the corridor and improves connections to downtown, local and regional rail and the Muni bus system.

The Central Subway Project will contribute to San Francisco’s economic competitiveness and help secure the city’s status of a regional, national and global hub. It will provide a pollution-free transit option that will reduce the environmental impact of transportation in the city, save natural resources, reduce traffic congestion and improve public transit for thousands of San Franciscans.

Funding Overview

The Central Subway Project is funded by the federal government, the State of California, the Metropolitan Transportation Commission, the San Francisco County Transportation Authority (SFCTA) and the City and County of San Francisco.

The majority of funding for the Central Subway Project is expected to be provided by the Federal Transit Administration’s (FTA) New Starts program, with a total commitment over the life of the project of \$942.2 million. To date, \$41 million in Department of Transportation Congestion Mitigation and Air Quality Improvement Program funds have been committed and expended.

With the addition in the December 2013 MPR of work to relocate the retrieval site for two tunnel boring machines (TBMs), the SFMTA’s baseline budget for the Central Subway Project is \$1.588 billion. In total, about half of the Third Street Light Rail Transit Project’s funding is from federal sources, with the remaining half from state and local sources. This is in line with the expectations of the FTA for New Starts-financed programs.

The table below summarizes the local, state and federal fund sources for both phases of the T Third Line including with the addition of the retrieval shaft to the Phase 2 totals.

	T Third (Phase 1)	Central Subway (Phase 2 + Retrieval Shaft Relocation)	Total (Phase 1 + Phase 2 + Retrieval Shaft Relocation)	Percentage of Total
Federal	\$123.380	\$983.225	\$1,106.605	49.5%
State	\$160.700	\$471.100	\$631.800	28.2%
Local	\$364.380	\$133.675	\$498.055	22.3%
Total	\$648.460	\$1,588.000	\$2,236.460	100.0%

All amounts in millions of dollars

The six charts that follow summarize use of fund sources by phase and with the addition of the retrieval shaft relocation additional budget and funding:

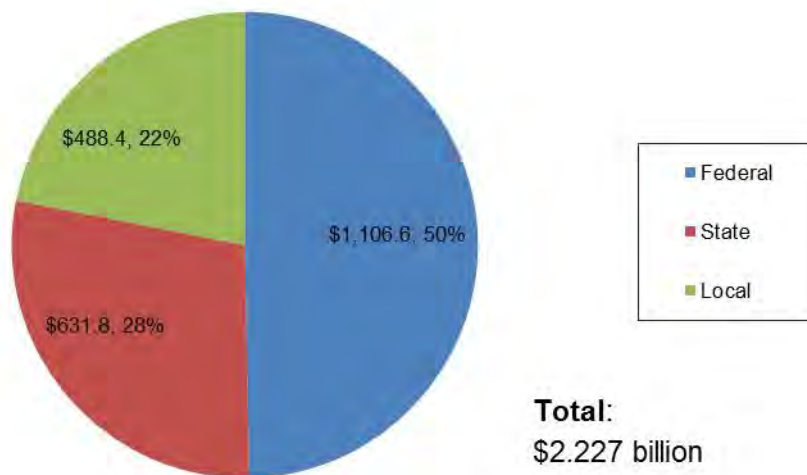
- Phase 1 + Phase 2 of the T Third Line federal, state and local funding percentages previous to the addition of the retrieval shaft relocation budget and funding in December 2013.

Funding Overview - continued

- Phase 2 Central Subway Project only total funding source percentages previous to the addition of the retrieval shaft relocation budget and funding.
- Phase 2 Central Subway Project only detail of the six State and Local funding sources previous to the addition of the retrieval shaft relocation.
- The next three charts that follow are the above three data sets above with the retrieval shaft relocation budget and funding added to the overall presentation.

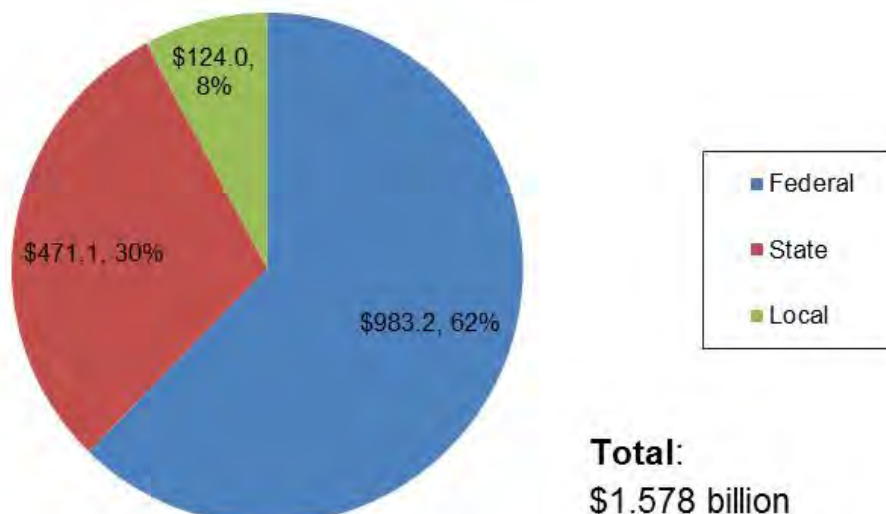
Third Street Light Rail Transit Project Funding

Phase 1 + Phase 2
(\$ in millions)



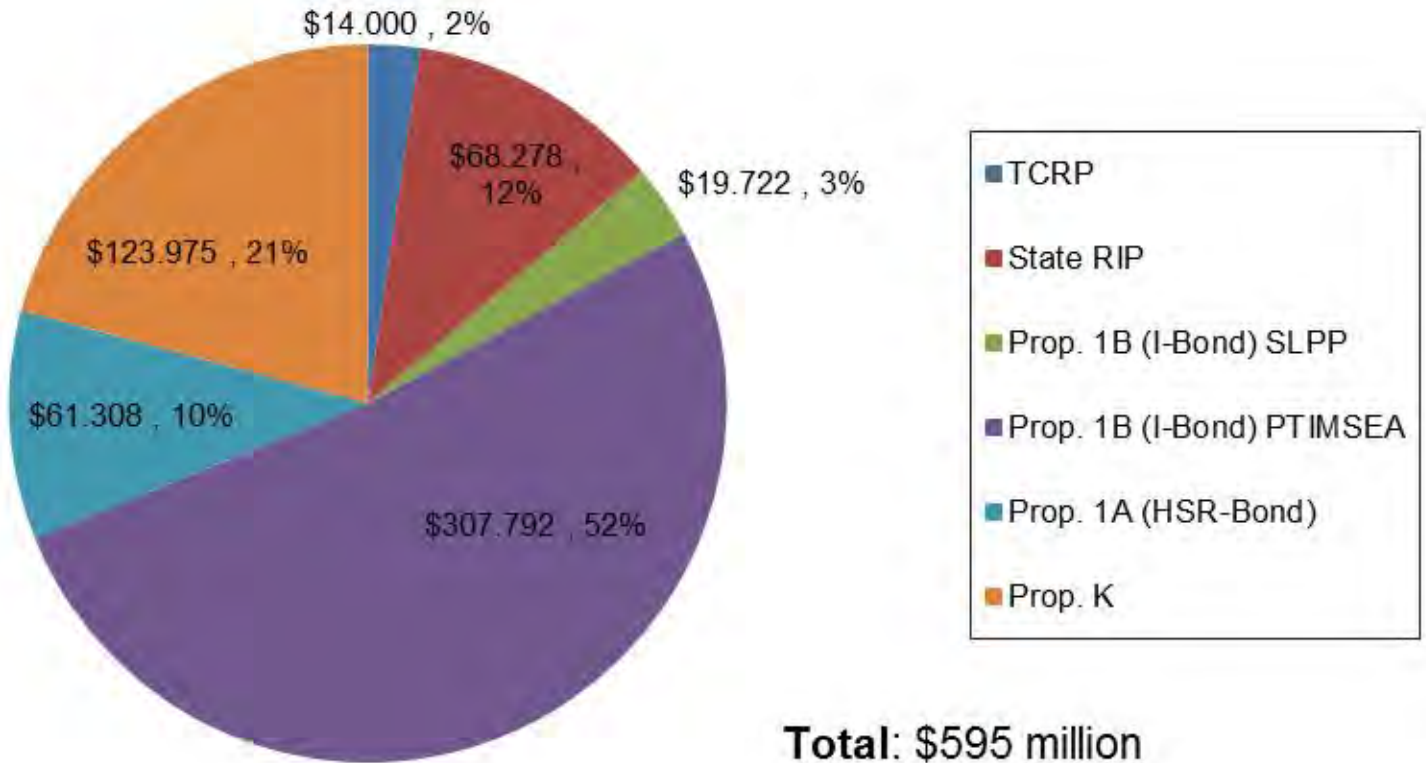
Central Subway Project Funding

Phase 2
(\$ in millions)



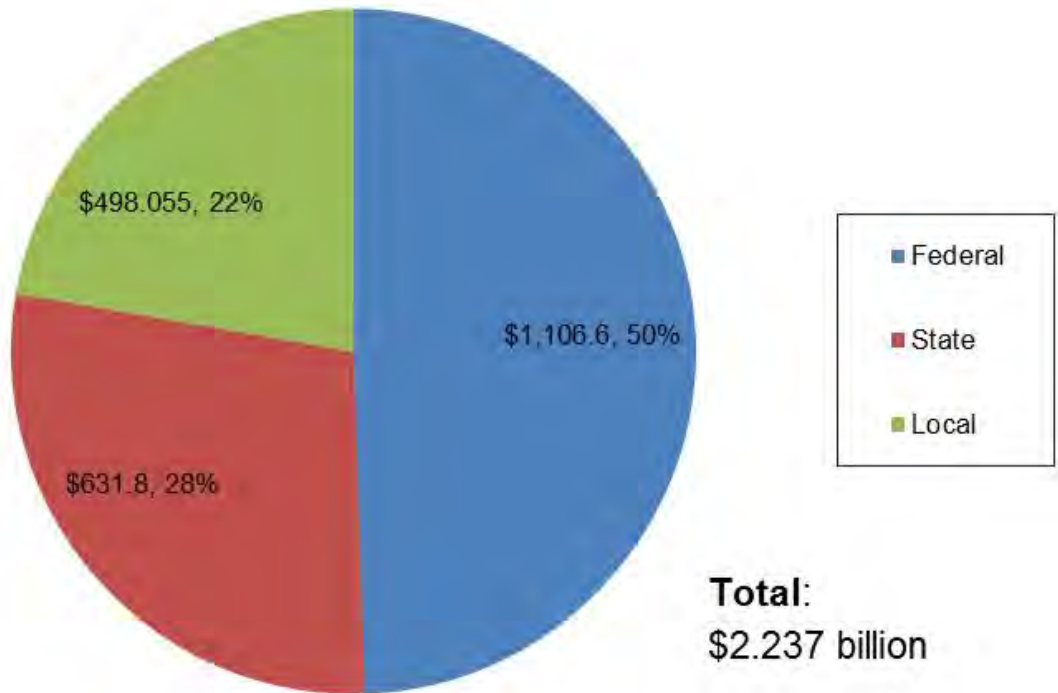
State and Local Funding

Phase 2
(\$ in millions)



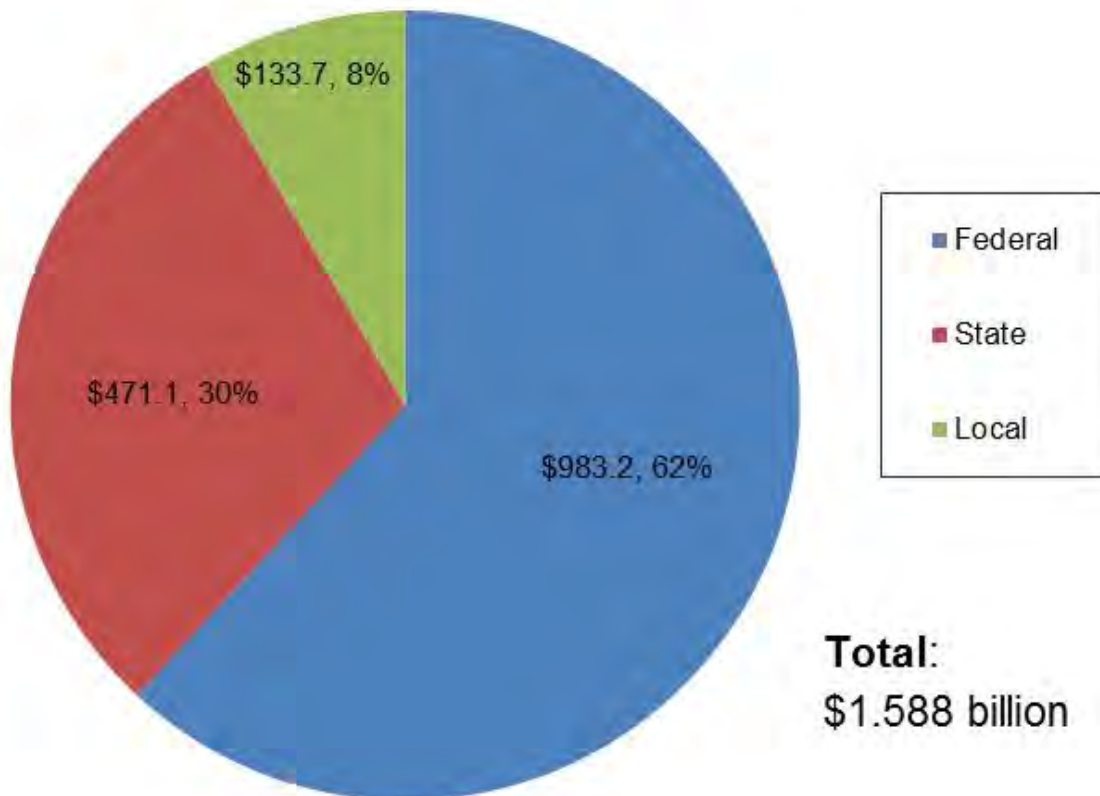
Third Street Light Rail Transit Project Funding

Phase 1 + Phase 2 + Retrieval Shaft Relocation
(\$ in millions)

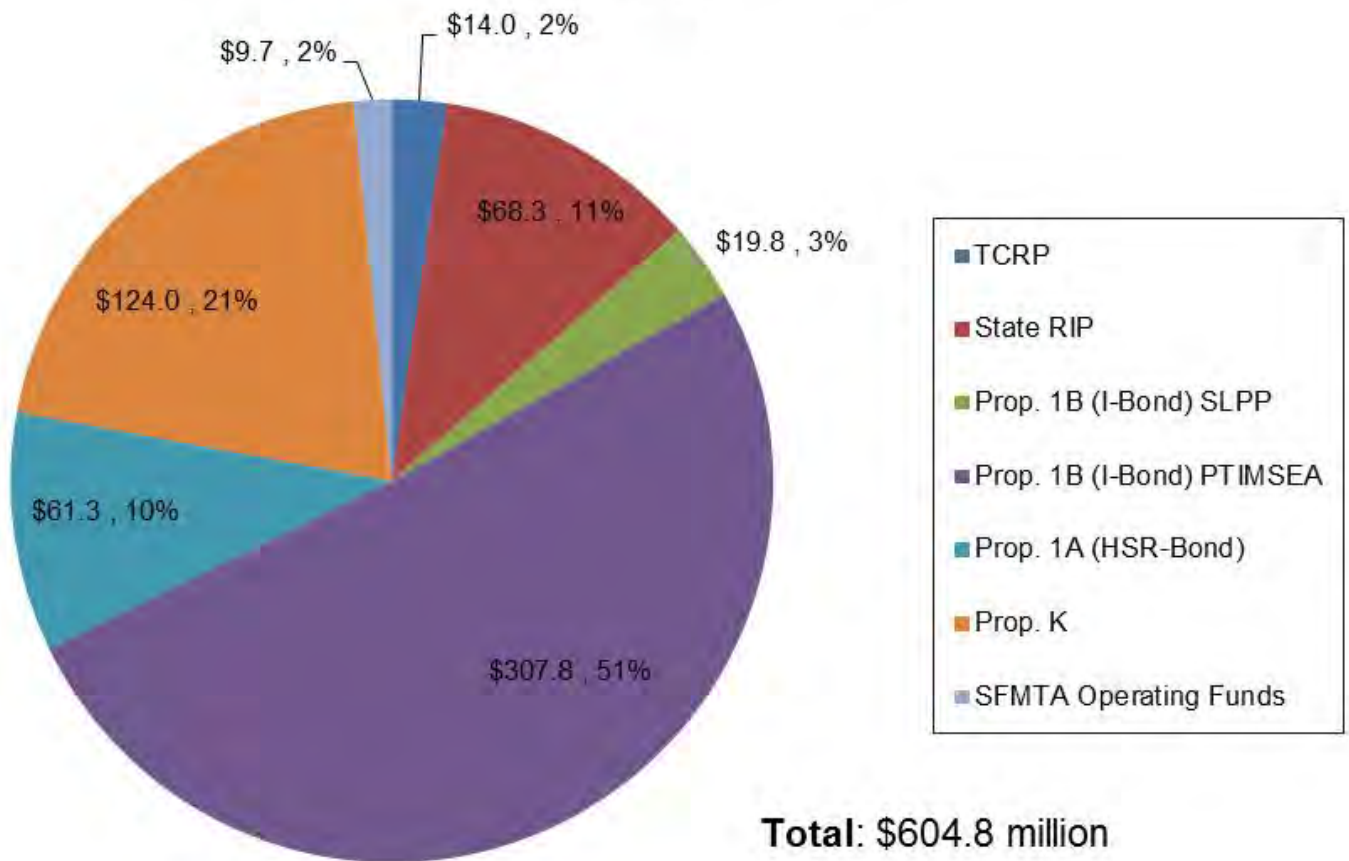


Central Subway Project Funding

Phase 2 + Retrieval Shaft Relocation
(\$ in millions)



State and Local Funding Phase 2 + Retrieval Shaft Relocation (\$ in millions)



Appendix D

COMPLETED CONTRACTS

Moscone Station and Portal Utility Relocation

Contract 1250

Contractor: Synergy Project Management, Inc.

Budget/Expenditures

Category	Amount
Original Budget	\$11,227,316
Expenditures Final	\$11,968,150
Utility Reimbursements	(\$2,275,419)
Final Program Cost	\$9,692,731
Budget Impact (Underrun)	(\$1,534,585)

Contract Details

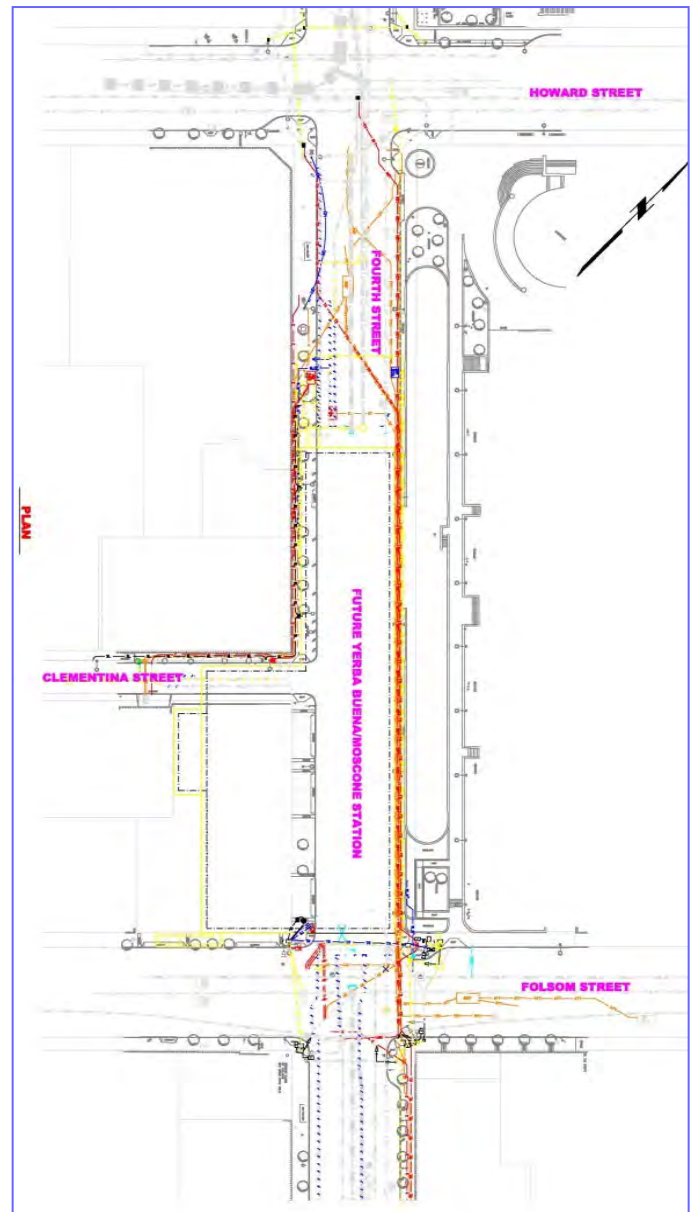
Contract Awarded:	November 17, 2009
Notice to Proceed:	January 4, 2010
Substantial Completion:	June 23, 2011
Contract Award Value:	\$ 9,273,939
Modifications Final :	\$ 2,694,211
Final Contract Value:	\$11,968,150

Status

- Work complete
- Project closeout administration and documentation
- Final Completion Date: June 23, 2011

Description

This project relocates utilities within the footprint of the proposed Yerba Buena/Moscone Station and the 4th Street Portal where the tunnel boring machines will descend underground. Also included is installation of building protections and monitoring of buildings adjacent to utility trenches.



Union Square/Market Street Station Utility Relocation

Contract 1251

Contractor: Synergy Project Management, Inc.

Budget/Expenditures

Category	Amount
Original Budget	\$22,199,847
Expenditures Final	\$20,669,081
Utility Reimbursements	(7,413,510)
Final Program Costs	\$13,176,169
Budget Impact (Underrun)	(9,023,678)

Contract Details


Contract Awarded:	December 7, 2010
Notice to Proceed:	January 12, 2011
Substantial Completion:	August 16, 2012
Contract Award Value:	\$16,832,550
Modifications Final:	\$3,836,531
Final Contract Value:	\$20,669,081

Status

- Final completion on October 15, 2012
- Completed punch list work
- Project Final Acceptance on November 15, 2013
- Completed final construction contract administrative closeout in June 2017

Description

This project relocates utilities for the Union Square/Market Street Station and temporarily reroutes existing trolley coach lines around the construction.



Central Subway Pagoda Palace Demolition

Contract 1277 Contractor: MH Construction

Work Description

Demolish and clear the former Pagoda Theater for use the site to recover the tunnel boring machines when tunnels are completed in 2015. Locate and supply contractor facilities and installations. Obtain permits and approvals and coordinate work with City agencies and utility companies. Furnish and install signs and distribute notices to the local community prior to commencing with construction, cleanup and remove of debris from the site.

- Contract funded by SFMTA Operating funds
- Work was substantially completed September 24, 2013
- Completed administrative closeout in June 2016

Budget/Expenditures	
Category	Amount
Current Budget	\$648,976
Expenditures to Date	\$648,976

Contract Details	
Contract Awarded:	June 12, 2013
Notice to Proceed:	July 15, 2013
Substantial Completion:	Sept. 24, 2013
Contract Award Value:	\$498,995
Modifications to Date:	\$149,981
Current Contract Value:	\$648,976



Central Subway Tunneling

Contract 1252 Contractor: Barnard Impregilo Healy Joint Venture

Description of Work

1.5-mile twin bore tunnels from Hwy I-80 to North Beach using two tunnel boring machines (TBMs). Contractor procurement and installation of the TBMs; construction of the TBM launch box and retrieval shaft excavation support; Yerba Buena/Moscone Station and Union Square/Market Street Station end walls; tunnel excavation and installation of precast segmental lining, the 4th Street portal transition to the surface and cross passages. Throughout, settlement monitoring and protection of existing utilities, buildings and BART tunnels.

Status

- Final Completion Date: May 15, 2015
- Completed administrative closeout in November 2018

Budget/Expenditures	
Category	Amount
Current Budget	\$239,973,354
Other Project Budget	\$5,150,000
Other Offset Credits	\$1,312,101
Expenditures Final	\$233,511,253

Contract Details	
Contract Awarded:	June 28, 2011
Notice to Proceed 1:	January 27, 2012
Notice to Proceed 2:	March 14, 2012
Partial NTP 3:	April 12, 2012
Notice to Proceed 3:	October 15, 2012
Substantial Completion:	April 15, 2015
Contract Award Value:	\$233,584,015
Modifications to Date:	\$6,389,339
Final Contract Value:	\$239,973,354



Appendix E

SBE PARTICIPATION

Quarterly Report

Current Report: April 2021 to June 2021

PROGRAM SUPPORT CONTRACTS – SBE PARTICIPATION

Appendix E presents the Central Subway Program Small Business Enterprise or SBE goals and the actual SBE participation achieved to date – as of June 30, 2021.¹

CS Program SBE Summary Table for Professional Services and Construction Contracts

The summary compares the dollar value of the Base Contracts, the SBE Contract Goals, the percent and dollar value expended to date and the SBE actual participation to date.

CS Program SBE Summary Table for Professional Services and Construction Contracts

Contract No.	Contractor	Services/Segment	A	B	C	D	E	F	G	
			Contract Amount	SFMTA SBE Contract Goal	Contract Expenditure to Date (Est.)	SBE Actual to Date	SBE Contract \$s = A * B	SBE Amount to Date = C * D	Contractor's SBE Goal (in Bid)	
A Project Professional Services Contracts			millions		millions		millions	millions		
1	149	CS Partnership	Project Management	\$127.58	30%	\$109.42	34.6%	\$38.27	\$37.81	31.4%
2	156	Hill International	Project Controls Task 1	\$17.11	26%	\$10.12	29.3%	\$4.45	\$2.96	26.0%
3	155-1	PB Telemon	Tunnels Design	\$7.94	30%	\$7.90	30.2%	\$2.38	\$2.39	31.6%
4	155-2	CS Design Group	Stations Design	\$54.78	30%	\$51.48	32.1%	\$16.43	\$16.53	36.4%
5	155-3	HNTB, Inc.- B&C	Systems, Track & Surface Station Design	\$19.68	30%	\$19.68	25.8%	\$5.90	\$5.08	30.0%
Subtotal Professional Services				\$227.09		\$198.60		\$67.44	\$64.76	
B Project Construction Contracts			millions		millions		millions	millions		
1	1250	Synergy Inc	Utility Relocation 1	\$11.97	20%	\$11.97	97.2%	\$2.39	\$11.63	96.4%
2	1251	Synergy Inc	Utility Relocation 2	\$20.70	20%	\$20.70	87.4%	\$4.14	\$18.10	94.9%
3	1252	BIH	Tunnels and Portal - in Construction	\$239.97	6%	\$239.97	5.8%	\$14.40	\$13.88	6.1%
4	1277	MH Construction	Pagoda Demolition	\$0.65	100%	\$0.65	100.0%	\$0.65	\$0.65	100.0%
5	1300	Tutor-Perini	Stations/Track/Systems - in Construction	\$ 1,143.30	20%	\$1,139.40	17.0%	\$228.66	\$193.96	25.5%
Subtotal Construction Contracts				\$1,416.59		\$1,412.69		\$250.24	\$238.21	
Contract	Contractor	Services/Segment	Base Contract	SFMTA Goal	Expenditures	SBE Actual	= A * B	= C * D	Bid Goal	
			A	B	C	D	E	F	G	

SBE Summary Table Notes and Sources:

- a) Column A is the base contract amount awarded. Column B is the Agency SBE goal percent for each contract awarded.

The SFMTA SBE Contract Goals are also on the Central Subway web site under the listing of on-going contracts – see “**Closed and Awarded Contracts**” at this link:

<http://centralsubwaysf.com/content/closed-and-awarded-contracts>

- b) Column C shows each contract’s current amount expended to date (estimated) including accruals. Column D is the actual SBE percent level of each contract based on payments to date.

Column E is the expected SBE dollar amount when the contract amount is completed and the SFMTA SBE goal achieved using this calculation: Columns A * B = Column E, the SBE Expected \$ Amount.

¹ An SBE is a for-profit, small business concern with a three (3) year average gross revenue not exceeding \$14 million or \$12 million, depending on the scope of work to be performed, that is certified under any of the following programs: the State of California’s Small Business Program with the Department of General Services (“State Program”), the City and County of San Francisco’s LBE Program (“City Program”), or the California Unified Certification Program (“Federal DBE program”).

Column F is the actual SBE dollar amount out of the total contract expenditure to date:

Columns C * D = Column F, the SBE Expended \$ Amount.

The source of the SBE Actual percent to date and dollar amounts are Progress Payment Applications and Contractor's monthly submittals that may include the current estimated accruals.

The BIH SBE percent is from the contractor's progress payment #40, Form 6.

- c) Column G, the Contractor's SBE Goal in the submitted bid, is background information that is not calculated in the table. The table source of the Contractor's SBE Goals is from the SFMTA Contract Compliance Office. A Contractor's SBE goal in the bid is one source used by SFMTA Contract Compliance to assess and propose the Agency's SBE goal for a contract.
- d) The three constructions contracts shown in **bold type, 1250, 1251 and 1277**, with gray background, are completed contracts. Little to no changes will be shown in future reports.
- e) The SBE Hill International Actual to Date SBE participation is 29.3% for the overall SFMTA contract. The Hill International data is for the Central Subway Task 1 portion of the Hill International contract to provide SFMTA Project Controls services and systems.
- f) The SBE SFMTA goal for Contract 1300 Tutor-Perini is 20% SBE with a provision of 50% for trucking.

The 1300 Tutor-Perini SBE percent Actual is based on the SBE data provided in Progress Payment #93 June 2021, SFMTA SBE FORM No. 6.
- g) The SBE SFMTA goal for Contract 1277 MH Construction was based on an SBE set-aside.

SBE Participation Details

The two tables that follow present the Central Subway's professional services and construction contract amounts, expenditures and SBE levels with additional details.

Active Professional Services Contracts - SBE Participation Details

As of: 6/30/2021

Contract:	Project Management and Construction management	
Contract No.	CS-149 Central Subway Partnership*	
Status:	On-going	
	Base Contract Value	\$97,715,988
	Approved Change Orders	-0-
	Current Contract Value	\$127,578,071
	Expended to Date (est.)	109,421,165
	% Expended	85.8%
	SBE SFMTA Goal	30.0%
	SBE Participation	34.6%

Contract:	Project Controls Cost and Schedule Support	
Contract No.	CS 156 Hill International Task 1*	
Status:	On-going	
	Base Contract Value	\$17,112,873
	Approved Change Orders	-0-
	Current Contract Value	\$17,112,873
	Expended to Date (est.)	\$10,115,598
	% Expended	59.1%
	SBE SFMTA Goal	26.0%
	SBE Participation	29.3%

Contract:	Design Package 1 for CNs 1250, 1251 and 1252 Tunnels	
Contract No.	CS-155-1 PB / Telemon*	
Status:	Design is completed. Construction support ongoing	
	Base Contract Value	\$5,795,000
	Approved Change Orders (7)	\$2,145,159
	Current Contract Value	\$7,940,159
	Expended to Date (est.)	\$7,904,713
	% Expended	99.6%
	SBE SFMTA Goal	30.0%
	SBE Participation	30.2%

Contract:	Design Package 2 for 1253 UMS, 1254 CTS, 1255 YBM	
Contract No.	CS-155-2 Central Subway	
Status:	Design is completed. Construction support ongoing	
	Base Contract Value	\$39,949,948
	Approved Change Orders (6)	\$14,829,744
	Current Contract Value	\$54,779,692
	Expended to Date (est.)	51,481,879
	% Expended	94.0%
	SBE SFMTA Goal	30.0%
	SBE Participation	32.1%

Contract:	DP 3 Systems, Track work,	
Contract No.	CS-155-3 HNTB-B&C*	
Status:	Design is completed. Construction support ongoing	
	Base Contract Value	18,549,417.00
	Approved Change Orders (9)	\$2,735,209
	Current Contract Value	\$21,284,626
	Expended to Date (est.)	19,680,858
	% Expended	92.5%
	SBE SFMTA Goal	30.0%
	SBE Participation	25.8%

* denotes accrual


Active and Completed Construction Contracts - SBE Participation Details







Data as of:		6/30/2021
Contract:	Synergy Inc Utility Relocation 1 YBM & Launch Box	
Contract No.	1250	
Status:	Contract is completed and closed out	
	Base Contract Value	\$9,273,939
	Approved Change Orders	\$2,694,211
	Final Contract Value	\$11,968,150
	% Expended	100%
	SBE SFMTA Goal	20%
	SBE Participation To Date	97.2%
Contract:	Synergy Inc Utility Relocation 2 UMS	
Contract No.	1251	
Status:	Contract is completed and closed out	
	Base Contract Value	\$16,832,550
	Approved Change Orders	3,836,531
	Final Contract Value	\$20,699,081
	% Expended	100%
	SBE SFMTA Goal	20.0%
	SBE Participation To Date	87.4%
Contract:	Pagoda Palace Demolition / MH Construction	
Contract No.	1277	
Status:	Contract is completed and closed out	
	Base Contract Value	\$498,995
	Approved Change Orders	\$149,981
	Final Contract Value	\$648,976
	% Expended	100%
	SBE SFMTA Goal	100%
	SBE Participation To Date	100%
Contract:	Tunnels Barnard/Impregilo/Haley	
Contract No.	1252	
Status:	Contract is completed and closed out	
	Base Contract Value	\$233,584,015
	Approved Change Orders	\$6,389,339
	Current Contract Value	\$239,973,354
	Expended to Date (est.)	\$239,973,354
	% Expended	100%
	SBE SFMTA Goal	6.0%
	SBE Participation To Date	5.8%
Contract:	Stations and Systems / Tutor Perini	
Contract No.	1300	
Status:	On-going	
	Base Contract Value	\$839,676,400
	Approved Change Orders	\$303,622,187
	Current Contract Value	\$1,143,298,587
	Expended to Date (est.)	1,139,401,524
	% Expended	99.7%
	SBE SFMTA Goal	20.0%
	SBE Participation To Date	17.0%

Photos on the next page:
 (top to bottom) June 2021: At Chinatown Station, red roof structure near elevator. Platform entry landing ceiling mirror art at Union Square Market Street Station. At Yerba Buena/Moscone Station, a view of the escalator entry from Platform level. View of portal inbound tunnels at Surface, Track, and Systems station.

central subway

Central Subway Project Office
 530 Bush Street, Suite 400
 San Francisco, CA 94108
 Email: central.subway@sfmta.com



	SFMTA.com/CentralSubway
	Twitter.com/SFMTA_Muni
	Facebook.com/SFMTA.Muni
	Youtube.com/SFMTAMuniTaxiStreets
	SFMTA.com/CentralSubwayBlog
	SFMTA.com/CentralSubwayPhotos

This document is published by the SFMTA and the City and County of San Francisco as a service to individuals and agencies interested in the Central Subway Project. Funding for the Central Subway is made possible through funds provided by the Federal Transit Administration, the State of California, the Metropolitan Transportation Commission and the San Francisco County Transportation Authority.



Certificate Of Completion

Envelope Id: 4BD8D1D63AC54669B8EB8D9B6F511C1F
 Subject: Please DocuSign: CS Transmittal No 2614 June 2021 Monthly Progress Report.pdf
 Source Envelope:
 Document Pages: 125 Signatures: 1
 Certificate Pages: 2 Initials: 0
 AutoNav: Enabled
 Envelope Stamping: Disabled
 Time Zone: (UTC-08:00) Pacific Time (US & Canada)

Status: Completed
 Envelope Originator:
 Dorothy Lin
 1 South Van Ness, 3rd Floor
 San Francisco, CA 94103
 Dorothy.Lin@sfmta.com
 IP Address: 75.10.236.9

Record Tracking

Status: Original Holder: Dorothy Lin Location: DocuSign
 7/28/2021 1:54:53 PM Dorothy.Lin@sfmta.com

Signer Events

Nadeem Tahir
 nadeem.tahir@sfmta.com
 CCSF - MTA - Municipal Transportation
 Security Level: Email, Account Authentication
 (None)

Signature

Nadeem Tahir
 Signature Adoption: Pre-selected Style
 Using IP Address: 174.194.144.37
 Signed using mobile

Timestamp

Sent: 7/28/2021 1:55:42 PM
 Viewed: 7/28/2021 2:03:50 PM
 Signed: 7/28/2021 2:04:05 PM

Electronic Record and Signature Disclosure:
 Not Offered via DocuSign

In Person Signer Events**Signature****Timestamp****Editor Delivery Events****Status****Timestamp****Agent Delivery Events****Status****Timestamp****Intermediary Delivery Events****Status****Timestamp****Certified Delivery Events****Status****Timestamp****Carbon Copy Events****Status****Timestamp**

Sandeep Ghosh
 sandeep.ghosh@sfmta.com
 CCSF - MTA - Municipal Transportation
 Security Level: Email, Account Authentication
 (None)

COPIED

Sent: 7/28/2021 2:04:07 PM

Electronic Record and Signature Disclosure:
 Not Offered via DocuSign

Jaimie Chau
 jaimie.chau@sfmta.com
 CCSF - MTA - Municipal Transportation
 Security Level: Email, Account Authentication
 (None)

COPIED

Sent: 7/28/2021 2:04:07 PM

Electronic Record and Signature Disclosure:
 Not Offered via DocuSign

Witness Events**Signature****Timestamp****Notary Events****Signature****Timestamp**

Envelope Summary Events	Status	Timestamps
Envelope Sent	Hashed/Encrypted	7/28/2021 1:55:42 PM
Certified Delivered	Security Checked	7/28/2021 2:03:50 PM
Signing Complete	Security Checked	7/28/2021 2:04:05 PM
Completed	Security Checked	7/28/2021 2:04:07 PM

Payment Events	Status	Timestamps
-----------------------	---------------	-------------------