



SFMTA Photography Department | [sfmta.com/photo](http://sfmta.com/photo)

# Quarterly Report to the SFMTA Bond Oversight Committee

July – September 2015 (Q1)  
San Francisco Municipal Transportation Agency



**SFMTA**  
Municipal  
Transportation  
Agency

[Page Blank]

# Table of Contents

- Overview ..... 1
- Bond Expenditures ..... 3
  - Series 2012B ..... 5
  - Series 2013 ..... 7
  - Series 2014 ..... 9
- Project Status Reports..... 11
  - 9<sup>th</sup> and Division Improvements ..... 13
  - 19 Polk: Polk Street Transit Priority Project ..... 15
  - 33 Stanyan Overhead Replacement Project Phase I ..... 17
  - Above Grade PCS & Signal Visibility Improvement..... 19
  - Balboa Streetscape ..... 21
  - Bicycle Parking..... 23
  - Bicycle Strategy Capital Projects - Oak and Fell Bikeways Resurfacing ..... 25
  - Bicycle Strategy Capital Projects - Polk Street Northbound Separated Bikeway ..... 27
  - Bicycle Strategy Capital Projects – Wiggle Neighborhood Green Corridor ..... 29
  - Broadway Chinatown Streetscape ..... 31
  - C3 Blue Light Emergency Phone Replacement..... 33
  - C3 Integrated Systems Replacement..... 35
  - Church and Duboce Project..... 37
  - Columbus Ave. Streetscape Project..... 39
  - Excelsior and South Bernal Areawides ..... 41
  - Franklin Street Bulbouts..... 43
  - Geary-Gough Peter Yorke Bulbout..... 45
  - Gough Street Pedestrian Safety Improvements..... 47
  - Islais Creek Phase II Improvements ..... 49
  - L Taraval Track Rail & Overhead Rehabilitation..... 51
  - Masonic Avenue Streetscape ..... 53
  - Mission and Silver Fast Track Transit Enhancements..... 55
  - Mission Valencia Raised Cycletrack..... 57

Muni Green Center Roof Rehabilitation .....	59
Muni Metro Sunset Tunnel Rail Rehabilitation.....	61
Muni Metro Turnback Rail Rehabilitation .....	63
Muni Metro Turnback Water Intrusion Mitigation .....	65
Muni Metro Twin Peaks Tunnel Rail Replacement.....	67
Operator Restrooms (Operator Convenience Facilities Phase I) .....	69
Operator Restrooms (Operator Convenience Facilities Phase II) .....	71
Parking Garage Projects – Condition Assessment, Waterproofing & Ventilation.....	73
Parking Garage Project – Elevator Modernization Condition Assessment of 7 Garages .....	75
Parking Garage Project – Golden Gateway Garage Ventilation.....	77
Parking Garage Project – Japan Center Garage Ventilation.....	79
Parking Garage Project – Sutter Stockton Garage Ventilation .....	81
Pedestrian Countdown Signals Design.....	83
Persia Triangle Street Improvements.....	85
Polk Streetscape .....	87
Procurement of Light Rail Vehicles.....	89
Safe Routes to School Projects – Alamo Elementary .....	91
Safe Routes to School Projects – Denman .....	93
Safe Routes to School Projects – Tenderloin.....	95
Traffic Calming Improvements - Applications .....	97
Traffic Calming Improvements - Area Wide .....	99
Traffic Calming Improvements – Backlog Spot Improvements.....	101
Traffic Calming Improvements - Site Specific .....	103
Traffic Calming Program Implementation.....	105
Transit Spot Improvement – Columbus Bus Bulbs .....	107
Transit Spot Improvement - Muni Forward – 5 Fulton Mid Route Phase I .....	109
Transit Spot Improvement - Muni Forward – 5 Fulton Outer Route .....	111

# Overview

---

This report to the San Francisco Municipal Transportation Agency (SFMTA) Bond Oversight Committee (BOC) covers the period through the first quarter of FY15/16, which ended on September 30, 2015.

The following Series' numbers reflect transactions through September 30, 2015.

<b>SERIES 2012B SFMTA REVENUE BOND RECAP</b>	
TOTAL AMOUNT BONDS PAID TO DATE	\$22,972,795
AMOUNT ENCUMBERED	\$1,715,913
REMAINING BALANCE	\$1,011,292
GRAND TOTAL	\$25,700,000

<b>SERIES 2013 SFMTA REVENUE BOND RECAP</b>	
TOTAL AMOUNT BONDS PAID TO DATE	\$22,088,725
AMOUNT ENCUMBERED	\$10,136,061
REMAINING BALANCE	\$42,775,214
GRAND TOTAL	\$75,000,000

<b>SERIES 2014 SFMTA REVENUE BOND RECAP</b>	
TOTAL AMOUNT BONDS PAID TO DATE	\$690,749
AMOUNT ENCUMBERED	\$12,601,439
REMAINING BALANCE	\$61,707,812
GRAND TOTAL	\$75,000,000

[Page Blank]

# Bond Expenditures

---

[Page Blank]



**Bond Summary - FY2016 Q1 Expenditures**

**Series 2012B Bonds**

Issued on July 11, 2012

ORIGINAL AMOUNT	REVISED AMOUNT <sup>1</sup>	PROJECT	BOND FUNDING	TO BE ALLOCATED BY PROGRAM	BONDS PAID Q1 FY2016 Jul15 - Sep15	TOTAL BONDS PAID	ENCUMBERED	BOND AMOUNT AVAILABLE	Project Budget			Project Expenditures			TOTAL PROJECT BALANCE
									SERIES 2012B BONDS	OTHER FUNDING	TOTAL	SERIES 2012B BONDS	OTHER FUNDING	TOTAL	
		Balboa Streetscape	126,242		-	126,234	-	8	126,242	-	126,242	126,234	-	126,234	8
		Bicycle Parking	750,000		-	750,000	-	-	750,000	-	750,000	750,000	-	750,000	-
		Bicycle Strategy Capital Projects – Polk Street Northbound Separated Bikeway	509,725		-	481,267	-	28,458	509,725	799,275	1,309,000	481,267	721,497	1,202,764	106,236
		Church and Duboce Project	44,180		-	37,466	-	6,714	44,180	384,903	429,083	37,466	241,043	278,509	150,574
		Exploratorium Crosswalk	250,000		-	250,000	-	-	250,000	-	250,000	250,000	-	250,000	-
		Franklin Street Bulbouts	48,767		-	48,508	-	259	48,767	250,000	298,767	48,508	83,125	131,633	167,134
		Geary-Gough Peter Yorke Bulbout	183,499		-	113,866	-	69,633	183,499	-	183,499	113,866	-	113,866	69,633
		Gough Street Pedestrian Improvements	-		-	-	-	-	-	-	-	-	-	-	-
		Van Ness Station Elevator Modernization	-		-	-	-	-	-	-	-	-	-	-	-
\$1,500,000	\$1,912,413	Systemwide Transit Access and Reliability Program	\$1,912,413	-	-	\$1,807,341	-	\$105,072	\$1,912,413	\$1,434,178	\$3,346,591	\$1,807,341	\$1,045,665	\$2,853,006	\$493,585
		Muni Metro Sunset Tunnel Rail Rehabilitation	2,175,035		965,151	1,869,863	-	305,172	2,175,035	24,938,025	27,113,060	1,869,863	13,570,261	15,440,124	11,672,936
\$900,000	\$2,175,035	Muni Metro Sunset Tunnel Rail Rehabilitation	\$2,175,035	-	\$965,151	\$1,869,863	-	\$305,172	\$2,175,035	\$24,938,025	\$27,113,060	\$1,869,863	\$13,570,261	\$15,440,124	\$11,672,936
		Muni Metro Turnback Rail Rehabilitation	1,635,366		-	1,635,366	-	-	1,635,366	97,199	1,732,565	1,635,366	97,199	1,732,565	-
		Muni Metro Turnback Water Intrusion Mitigation	462,112		-	462,112	-	-	462,112	233,819	695,931	462,112	233,819	695,931	-
\$3,000,000	\$2,097,478	Muni Metro Turnback Rehabilitation	\$2,097,478	-	-	\$2,097,478	-	-	\$2,097,478	\$331,018	\$2,428,496	\$2,097,478	\$331,018	\$2,428,496	-
		Muni Green Center Rail Rehabilitation	2,100,000		-	2,100,000	-	-	2,100,000	37,290,002	39,390,002	2,100,000	15,853,022	17,953,022	21,436,980
		Muni Green Center Roof Rehabilitation	6,239,574		2,513	6,222,970	740	15,864	6,239,574	551,000	6,790,574	6,222,970	462,219	6,685,189	105,385
\$7,200,000	\$8,339,574	Muni Green Light Rail Facility Rehabilitation	\$8,339,574	-	\$2,513	\$8,322,970	\$740	\$15,864	\$8,339,574	\$37,841,002	\$46,180,576	\$8,322,970	\$16,315,241	\$24,638,211	\$21,542,365
		n/a						-	-	-	-	-	-	-	-
\$1,600,000	-	Muni System Radio Replacement Project	-	-	-	-	-	-	-	-	-	-	-	-	-
		C3 Integrated Systems Replacement	6,175,500		-	6,175,500	-	-	6,175,500	33,107,613	39,283,113	6,175,500	26,236,707	32,412,207	6,870,906
\$6,500,000	\$6,175,500	Muni Metro System Public Announcement and Public Display System Replacement	\$6,175,500	-	-	\$6,175,500	-	-	\$6,175,500	\$33,107,613	\$39,283,113	\$6,175,500	\$26,236,707	\$32,412,207	\$6,870,906
		Parking Garage Projects - Condition Assessment, Waterproofing & Ventilation	5,000,000		417,815	2,699,643	1,715,173	585,184	5,000,000	2,458,916	7,458,916	2,699,643	951,476	3,651,119	3,807,797
\$5,000,000	\$5,000,000	Parking Garage Projects	\$5,000,000	-	\$417,815	\$2,699,643	\$1,715,173	\$585,184	\$5,000,000	\$2,458,916	\$7,458,916	\$2,699,643	\$951,476	\$3,651,119	\$3,807,797
<b>\$25,700,000</b>	<b>25,700,000</b>	<b>PROJECTS</b>	<b>\$25,700,000</b>	<b>-</b>	<b>\$1,385,479</b>	<b>\$22,972,795</b>	<b>\$1,715,913</b>	<b>\$1,011,292</b>	<b>\$25,700,000</b>	<b>\$100,110,752</b>	<b>\$125,810,752</b>	<b>\$22,972,795</b>	<b>\$58,450,368</b>	<b>\$81,423,163</b>	<b>\$44,387,589</b>

**TOTAL (Bond Funding + To Be Allocated) \$25,700,000**

SERIES 2012B SFMTA REVENUE BOND RECAP	
TOTAL AMOUNT BONDS PAID TO DATE	\$22,972,795
AMOUNT ENCUMBERED	\$1,715,913
REMAINING BALANCE	\$1,011,292
GRAND TOTAL	\$25,700,000

INTEREST EARNED through September 30, 2015 \$285,216

<sup>1</sup> Revised Amounts based on 2/13/2015 Memo to the SFMTA Board

[Page Blank]

**Bond Summary - FY2016 Q1 Expenditures**

**Series 2013 Bonds**

Issued on November 13, 2013

ORIGINAL AMOUNT	REVISED AMOUNT <sup>1</sup>	PROJECT	BOND FUNDING	TO BE ALLOCATED BY PROGRAM	BONDS PAID Q1 FY2016 Jul15 - Sep15	TOTAL BONDS PAID	ENCUMBERED	BOND AMOUNT AVAILABLE	Project Budget			Project Expenditures			TOTAL PROJECT BALANCE
									SERIES 2013A BONDS	OTHER FUNDING	TOTAL	SERIES 2013A BONDS	OTHER FUNDING	TOTAL	
		9th and Division Improvements	100,000		-	-	-	100,000	100,000	-	100,000	-	-	-	100,000
		Above Grade PCS & Signal Visibility Improvement	451,000		81,934	376,898	23,675	50,427	451,000	-	451,000	376,898	-	376,898	74,102
		Excelsior and South Bernal Areawides	569,255		100,108	150,010	98,442	320,803	569,255	-	569,255	150,010	-	150,010	419,245
		Gough Street Pedestrian Safety Improvements	437,587		84,116	338,382	66,659	32,546	437,587	-	437,587	338,382	-	338,382	99,205
		Pedestrian Countdown Signals Design	500,000		92,853	277,757	18,160	204,083	500,000	-	500,000	277,757	-	277,757	222,243
		Persia Triangle Street Improvements	450,000		72,828	97,401	-	352,599	450,000	1,003,419	1,453,419	97,401	439,218	536,619	916,800
		Safe Routes to School Projects - Alamo Elementary	87,800		54,901	63,212	-	24,588	87,800	690,533	778,333	63,212	428,879	492,091	286,242
		Safe Routes to School Projects - Denman	29,200		10,456	19,496	-	9,704	29,200	240,006	269,206	19,496	199,564	219,060	50,146
		Safe Routes to School Projects - Tenderloin	333,922		17,391	46,564	-	287,358	333,922	851,655	1,185,577	46,564	125,566	172,130	1,013,447
		Traffic Calming Improvements - Applications	236,400		1,702	213,337	-	23,063	236,400	-	236,400	213,337	-	213,337	23,063
		Traffic Calming Improvements - Area Wide	777,700		24,467	176,186	154,327	447,187	777,700	-	777,700	176,186	-	176,186	601,514
		Traffic Calming Improvements - Backlog Spot Improvements	532,400		78,596	91,100	-	441,300	532,400	-	532,400	91,100	-	91,100	441,300
		Traffic Calming Improvements - Site Specific	497,100		129,390	300,735	-	196,365	497,100	-	497,100	300,735	-	300,735	196,365
\$5,000,000	5,437,587	<b>Pedestrian Safety &amp; Traffic Signal Improvements TOTAL</b>	<b>\$5,002,364</b>	<b>\$435,223</b>	<b>\$748,742</b>	<b>\$2,151,078</b>	<b>\$361,263</b>	<b>\$2,490,023</b>	<b>\$5,002,364</b>	<b>\$2,785,613</b>	<b>\$7,787,977</b>	<b>\$2,151,078</b>	<b>\$1,193,227</b>	<b>\$3,344,305</b>	<b>\$4,443,672</b>
		C3 Blue Light Emergency Phone Replacement	6,000,000		2,659,007	4,603,524	532,226	864,250	6,000,000	12,029,585	18,029,585	4,603,524	6,960,499	11,564,023	6,465,562
		Transit Spot Improvement - 24th Street & Castro Bus Bulb Construction	295,000		74,710	184,825	-	110,175	295,000	-	295,000	184,825	-	184,825	110,175
		Transit Spot Improvement - Columbus Bus Bulbs	400,000		-	307,398	-	92,602	400,000	100,000	500,000	307,398	100,000	407,398	92,602
		Transit Spot Improvement - Muni Forward - 5 Fulton Mid Route Phase I	800,000		67,498	417,081	22,299	360,620	800,000	-	800,000	417,081	-	417,081	382,919
		Transit Spot Improvement - Muni Forward - 5 Fulton Outer Route	1,505,000		17,832	57,329	-	1,447,671	1,505,000	-	1,505,000	57,329	-	57,329	1,447,671
\$11,000,000	11,000,000	<b>Transit System Safety &amp; Other Transit Improvements TOTAL</b>	<b>\$9,000,000</b>	<b>\$2,000,000</b>	<b>\$2,819,047</b>	<b>\$5,570,157</b>	<b>\$554,525</b>	<b>\$2,875,318</b>	<b>\$9,000,000</b>	<b>\$12,129,585</b>	<b>\$21,129,585</b>	<b>\$5,570,157</b>	<b>\$7,060,499</b>	<b>\$12,630,656</b>	<b>\$8,498,929</b>
		Bicycle Strategy Capital Projects - Oak and Fell Bikeways Resurfacing	345,000		7,484	290,072	-	54,928	345,000	453,617	798,617	290,072	82,374	372,446	426,171
		Bicycle Strategy Capital Projects - Polk Street Northbound Separated Bikeway	165,275		-	89,972	-	75,303	165,275	1,143,725	1,309,000	89,972	1,112,792	1,202,764	106,236
		Bicycle Strategy Capital Projects - Wiggle Neighborhood Green Corridor	228,400		11,990	49,776	-	178,624	228,400	71,000	299,400	49,776	50,289	100,065	199,335
		Broadway Chinatown Streetscape	1,910,000		1,173	22,734	108,533	1,778,733	1,910,000	-	1,910,000	22,734	-	22,734	1,887,266
		Masonic Avenue Streetscape	3,021,058		256,891	1,747,607	11,708	1,261,743	3,021,058	185,365	3,206,423	1,747,607	185,365	1,932,972	1,273,451
\$9,000,000	9,000,000	<b>Street Capital Improvements TOTAL</b>	<b>\$5,669,733</b>	<b>\$3,330,267</b>	<b>\$277,538</b>	<b>\$2,200,161</b>	<b>\$120,241</b>	<b>\$3,349,331</b>	<b>\$5,669,733</b>	<b>\$1,853,707</b>	<b>\$7,523,440</b>	<b>\$2,200,161</b>	<b>\$1,430,820</b>	<b>\$3,630,981</b>	<b>\$3,892,459</b>
		Islais Creek Phase II Improvements	3,650,000		-	-	3,404,875	245,125	3,650,000	42,028,134	45,678,134	-	7,062,959	7,062,959	38,615,175
		Operator Restrooms (Operator Convenience Facilities Phase I)	1,554,080		131,317	1,049,561	235,788	268,731	1,554,080	1,885,059	3,439,139	1,049,561	1,885,059	2,934,620	504,519
		Operator Restrooms (Operator Convenience Facilities Phase II)	927,569		181,070	379,292	192,514	355,763	927,569	3,017,431	3,945,000	379,292	4,373	383,665	3,561,335
		Parking Garage Projects - Condition Assessment, Waterproofing & Ventilation	1,722,431		148,370	951,475	98,371	672,585	1,722,431	5,736,485	7,458,916	951,475	2,699,644	3,651,119	3,807,797
\$7,000,000	7,750,000	<b>Facility Improvements TOTAL</b>	<b>\$7,854,080</b>	<b>(\$104,080)</b>	<b>\$460,757</b>	<b>\$2,380,328</b>	<b>\$3,931,548</b>	<b>\$1,542,204</b>	<b>\$7,854,080</b>	<b>\$52,667,109</b>	<b>\$60,521,189</b>	<b>\$2,380,328</b>	<b>\$11,652,035</b>	<b>\$14,032,363</b>	<b>\$46,488,826</b>
		33 Stanyan Overhead Replacement Project Phase I	1,357,374		-	-	-	1,357,374	1,357,374	7,652,709	9,010,083	-	962,283	962,283	8,047,800
		L Taraval Track Rail & Overhead Rehab	100,000		-	-	-	100,000	100,000	400,000	500,000	-	26,622	26,622	473,378
		Muni Metro Sunset Tunnel Rail Rehabilitation	7,500,000		50,797	5,735,648	799,201	965,151	7,500,000	19,613,060	27,113,060	5,735,648	9,704,476	15,440,124	11,672,936
		Muni Metro Twin Peaks Tunnel Rail Replacement	2,754,780		116,860	2,443,942	162,932	147,906	2,754,780	719,458	3,474,238	2,443,942	713,195	3,157,137	317,101
\$30,500,000	29,312,413	<b>Transit Fixed Guideway Improvements TOTAL</b>	<b>\$11,712,154</b>	<b>\$17,600,259</b>	<b>\$167,657</b>	<b>\$8,179,590</b>	<b>\$962,133</b>	<b>\$2,570,431</b>	<b>\$11,712,154</b>	<b>\$28,385,227</b>	<b>\$40,097,381</b>	<b>\$8,179,590</b>	<b>\$11,406,576</b>	<b>\$19,586,166</b>	<b>\$20,511,215</b>
		Procurement of Light Rail Vehicles	12,500,000		611,232	1,607,411	4,206,351	6,686,238	12,500,000	151,653,142	164,153,142	1,607,411	3,469	1,610,880	162,542,262
\$12,500,000	12,500,000	<b>MUNI Fleet TOTAL</b>	<b>\$12,500,000</b>	<b>-</b>	<b>\$611,232</b>	<b>\$1,607,411</b>	<b>\$4,206,351</b>	<b>\$6,686,238</b>	<b>\$12,500,000</b>	<b>\$151,653,142</b>	<b>\$164,153,142</b>	<b>\$1,607,411</b>	<b>\$3,469</b>	<b>\$1,610,880</b>	<b>\$162,542,262</b>
<b>\$75,000,000</b>	<b>\$75,000,000</b>	<b>PROJECTS</b>	<b>\$51,738,331</b>	<b>\$23,261,669</b>	<b>\$5,084,973</b>	<b>\$22,088,725</b>	<b>\$10,136,061</b>	<b>\$19,513,545</b>	<b>\$51,738,331</b>	<b>\$249,474,383</b>	<b>\$301,212,714</b>	<b>\$22,088,725</b>	<b>\$32,746,626</b>	<b>\$54,835,351</b>	<b>\$246,377,363</b>

**TOTAL (Bond Funding + To Be Allocated) \$75,000,000**

SERIES 2013 SFMTA REVENUE BOND RECAP	
TOTAL AMOUNT BONDS PAID TO DATE	\$22,088,725
AMOUNT ENCUMBERED	\$10,136,061
REMAINING BALANCE	\$42,775,214
GRAND TOTAL	\$75,000,000

INTEREST EARNED through September 30, 2015 \$778,111

<sup>1</sup> Revised Amounts based on 2/13/2015 Memo to the SFMTA Board

[Page Blank]

**Bond Summary - FY2016 Q1 Expenditures**

**Series 2014 Bonds**

Issued on December 10, 2014

ORIGINAL AMOUNT	REVISED AMOUNT	PROJECT	BOND FUNDING	TO BE ALLOCATED BY PROGRAM	BONDS PAID Q1 FY2016 Jul15 - Sep15	TOTAL BONDS PAID	ENCUMBERED	BOND AMOUNT AVAILABLE	Project Budget			Project Expenditures			TOTAL PROJECT BALANCE
									SERIES 2014A BONDS	OTHER FUNDING	TOTAL	SERIES 2014A BONDS	OTHER FUNDING	TOTAL	
		Columbus Ave. Streetscape Project	414,590		-	-	-	414,590	414,590	100,000	514,590	-	99,869	99,869	414,721
		Polk Streetscape	883,750		49,122	77,568	-	806,182	883,750	-	883,750	77,568	-	77,568	806,182
		Safe Routes to School Projects - Denman	462,100		-	-	-	462,100	462,100	932,475	1,394,575	-	124,336	124,336	1,270,239
		Traffic Calming Program Implementation	400,000		55,452	55,452	-	344,548	400,000	-	400,000	55,452	-	55,452	344,548
\$11,000,000	(n/a)	Pedestrian Safety & Traffic Signal Improvements	TOTAL \$2,160,440	\$8,839,560	\$104,574	\$133,020	-	\$2,027,420	\$2,160,440	\$1,032,475	\$3,192,915	\$133,020	\$224,205	\$357,225	\$2,835,690
		19 Polk: Polk Street Transit Priority Project	86,250		-	-	-	86,250	86,250	-	86,250	-	-	-	86,250
		Mission and Silver Fast Track Transit Enhancements	344,000		-	309,000	-	35,000	344,000	-	344,000	309,000	-	309,000	35,000
\$7,500,000	(n/a)	Transit System Safety & Spot Improvements	TOTAL \$430,250	\$7,069,750	-	\$309,000	-	\$121,250	\$430,250	-	\$430,250	\$309,000	-	\$309,000	\$121,250
		Bicycle Strategy Capital Projects - Oak and Fell Bikeways Resurfacing	421,118		3,819	49,875	-	371,243	421,118	377,499	798,617	49,875	322,571	372,446	426,171
		Mission Valencia Raised Cycletrack	142,066		-	5,681	-	136,385	142,066	-	142,066	5,681	-	5,681	136,385
\$5,000,000	(n/a)	Complete Street Capital Improvements	TOTAL \$563,184	\$4,436,816	\$3,819	\$55,556	-	\$507,628	\$563,184	\$377,499	\$940,683	\$55,556	\$322,571	\$378,127	\$562,556
		Islais Creek Phase II Improvements	6,350,000		-	-	6,350,000	-	6,350,000	39,328,134	45,678,134	-	7,062,959	7,062,959	38,615,175
		Operator Restrooms (Operator Convenience Facilities Phase II)	3,017,431		4,374	4,374	-	3,013,057	3,017,431	927,569	3,945,000	4,374	379,291	383,665	3,561,335
		Parking Garage Projects - Condition Assessment, Waterproofing & Ventilation	51,630		-	-	-	51,630	51,630	7,407,286	7,458,916	-	3,651,119	3,651,119	3,807,797
		Parking Garage Project - Elevator Modernization Condition Assessment of 7 Garages	250,000		8,569	10,019	729	239,252	250,000	-	250,000	10,019	-	10,019	239,981
		Parking Garage Project - Golden Gateway Garage Ventilation	2,672,000		88,750	88,750	2,542,250	41,000	2,672,000	-	2,672,000	88,750	-	88,750	2,583,250
		Parking Garage Project - Japan Center Garage Ventilation	3,140,000		87,650	90,030	1,436,000	1,613,970	3,140,000	-	3,140,000	90,030	-	90,030	3,049,970
		Parking Garage Project - Sutter Stockton Garage Ventilation	2,061,400		-	-	-	2,061,400	2,061,400	-	2,061,400	-	-	-	2,061,400
\$39,000,000	(n/a)	Facility Improvements	TOTAL \$17,542,461	\$21,457,539	\$189,343	\$193,173	\$10,328,979	\$7,020,309	\$17,542,461	\$47,662,989	\$65,205,450	\$193,173	\$11,093,369	\$11,286,542	\$53,918,908
		Procurement of Light Rail Vehicles	12,500,000		-	-	2,272,460	10,227,540	12,500,000	151,653,142	164,153,142	-	1,610,880	1,610,880	162,542,262
\$12,500,000	(n/a)	MUNI Fleet	TOTAL \$12,500,000	-	-	-	\$2,272,460	\$10,227,540	\$12,500,000	\$151,653,142	\$164,153,142	-	\$1,610,880	\$1,610,880	\$162,542,262
\$75,000,000	(n/a)	<b>PROJECTS</b>	<b>\$33,196,335</b>	<b>\$41,803,665</b>	<b>\$297,736</b>	<b>\$690,749</b>	<b>\$12,601,439</b>	<b>\$19,904,147</b>	<b>\$33,196,335</b>	<b>\$200,726,105</b>	<b>\$233,922,440</b>	<b>\$690,749</b>	<b>\$13,251,025</b>	<b>\$13,941,774</b>	<b>\$219,980,666</b>

**TOTAL (Bond Funding + To Be Allocated) \$75,000,000**

SERIES 2014 SFMTA REVENUE BOND RECAP	
TOTAL AMOUNT BONDS PAID TO DATE	\$690,749
AMOUNT ENCUMBERED	\$12,601,439
REMAINING BALANCE	\$61,707,812
GRAND TOTAL	\$75,000,000

INTEREST EARNED through September 30, 2015 \$370,861

[Page Blank]

# Project Status Reports<sup>1</sup>

---

<sup>1</sup> One project report is provided for each scope component, even if the project receives funding from more than one bond series. No project report is provided for scope components that have fully expended revenue bonding.

[Page Blank]



**9th and Division Improvements**

Construction of sidewalk extension coordinated with a buffered bike lane and painted bulb safety zones at the intersection of 9th/Division/San Bruno. SFMTA work authorized funding to design and construct sidewalk to San Francisco Public Works (SFPW).

Project initiation date reflects Construction. Conceptual work performed by a separate project. Details included in report narrative for reference only.

PROJECT INITIATION: February 10, 2015  
 CURRENT PROJECT PHASE: Construction

PROJECT MANAGER: Will Tabajonda (415) 701-4452  
 PROJECT ENGINEER: Will Tabajonda (415) 701-4452  
 RESIDENT ENGINEER: TDB TBD

CONTRACTOR: Synergy

CONTRACT AWARD DATE:	CONTRACT AWARD VALUE:
NOTICE TO PROCEED:	MODIFICATIONS TO-DATE: NA
SUBSTANTIAL COMPLETION: October 31, 2015	TOTAL CONTRACT VALUE:
FINAL COMPLETION: March 1, 2016	% MODIFICATION:

**ACCOMPLISHMENTS THIS PERIOD:**

The parking and traffic changes associated with installing bicycle and pedestrian improvements at this intersection were approved at the June 16, 2015 San Francisco Municipal Transportation Agency Board Meeting.

**UPCOMING PROJECT MILESTONES: (3 MONTH LOOK-AHEAD)**

Milestones for the upcoming 3- month look-ahead include completing 100% design, construction of the sidewalk, repaving of the street and installing the parking protected cycletrack, buffered bike lane, painted safety zone and traffic control devices.

**PROJECT CHALLENGES / AREAS OF CONCERN:**

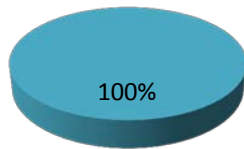
Construction start pending Caltrans issuance of encroachment permit.

9th and Division Improvements

PROJECT PHASE	BASELINE BUDGET	APPROVED BUDGET	ESTIMATE AT COMPLETION	BOND FUNDING	OTHER FUNDING	BOND SPENT	OTHER SPENT	BUDGET SPENT
PRE-DEVELOPMENT	\$0	\$0	\$0	\$0	\$0	\$0	\$0	-
CONCEPTUAL	\$0	\$0	\$0	\$0	\$0	\$0	\$0	-
ENVIRONMENTAL	\$0	\$0	\$0	\$0	\$0	\$0	\$0	-
DETAIL DESIGN	\$0	\$0	\$0	\$0	\$0	\$0	\$0	-
CONSTRUCTION	\$100,000	\$100,000	\$100,000	\$100,000	\$0	\$0	\$0	0.0%
<b>PROJECT TOTALS</b>	<b>\$100,000</b>	<b>\$100,000</b>	<b>\$100,000</b>	<b>\$100,000</b>	<b>\$0</b>	<b>\$0</b>	<b>\$0</b>	<b>0.0%</b>

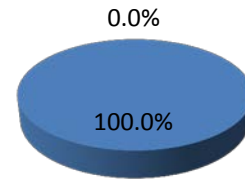
Funding Series Detail: \$0 2012B, \$100,000 2013, \$0 2014  
 Expenditure Series Detail: \$0 2012B, \$0 2013, \$0 2014

Approved Budget By Phase



- PRE-DEVELOPMENT ■ CONCEPTUAL
- ENVIRONMENTAL ■ DETAIL DESIGN
- CONSTRUCTION

Budget Spent vs. Approved Budget Remaining



- Remaining ■ Spent

Project Phase	Start	Finish	2014												2015												2016												2017											
			J	F	M	A	M	J	J	A	S	O	N	D	J	F	M	A	M	J	J	A	S	O	N	D	J	F	M	A	M	J	J	A	S	O	N	D	J	F	M	A	M	J	J	A	S	O	N	D
<b>PRE-DEVELOPMENT</b>																																																		
Forecast/Actual																																																		
Approved																																																		
Baseline																																																		
<b>CONCEPTUAL</b>																																																		
Forecast/Actual																																																		
Approved																																																		
Baseline																																																		
<b>ENVIRONMENTAL</b>																																																		
Forecast/Actual																																																		
Approved																																																		
Baseline																																																		
<b>DETAIL DESIGN</b>																																																		
Forecast/Actual																																																		
Approved																																																		
Baseline																																																		
<b>CONSTRUCTION (including DETAIL DESIGN Activities)</b>																																																		
Forecast/Actual	02/10/15	10/31/15																																																
Approved	02/10/15	10/31/15																																																
Baseline	02/10/15	10/31/15																																																
<b>CONTRACT CLOSEOUT</b>																																																		
Forecast/Actual	11/01/15	03/01/16																																																
Approved	11/01/15	03/01/16																																																
Baseline	11/01/15	03/01/16																																																

**19 Polk: Polk Street Transit Priority Project**

Design and implementation of three bus bulbs along Polk Street at Union, Broadway, and Sutter Streets as part of the larger Muni Forward project for the 19-Polk.

PROJECT INITIATION: **May 14, 2015**  
 CURRENT PROJECT PHASE: **Detailed Design**

PROJECT MANAGER: **Daniel Mackowski** (415) 701-5306  
 PROJECT ENGINEER: **Ophelia Lau** (415) 554-8350  
 RESIDENT ENGINEER:

CONTRACTOR:

CONTRACT AWARD DATE:	CONTRACT AWARD VALUE:
NOTICE TO PROCEED:	MODIFICATIONS TO-DATE: <b>\$0</b>
SUBSTANTIAL COMPLETION:	TOTAL CONTRACT VALUE:
FINAL COMPLETION:	% MODIFICATION:

ACCOMPLISHMENTS THIS PERIOD:

Detailed design ongoing. Currently at 99%.

UPCOMING PROJECT MILESTONES: (3 MONTH LOOK-AHEAD)

Prepare contract for advertisement.

PROJECT CHALLENGES / AREAS OF CONCERN:

None to report.

19 : Polk Street Transit Priority Project

PROJECT PHASE	BASILINE BUDGET	APPROVED BUDGET	ESTIMATE AT COMPLETION	BOND FUNDING	OTHER FUNDING	BOND SPENT	OTHER SPENT	BUDGET SPENT
PRE-DEVELOPMENT	\$0	\$0	\$0	\$0	\$0	\$0	\$0	-
CONCEPTUAL	\$0	\$0	\$0	\$0	\$0	\$0	\$0	-
ENVIRONMENTAL	\$0	\$0	\$0	\$0	\$0	\$0	\$0	-
DETAIL DESIGN	\$86,250	\$86,250	\$86,250	\$86,250	\$0	\$0	\$0	0.0%
CONSTRUCTION	\$0	\$0	\$413,750	\$0	\$0	\$0	\$0	-
<b>PROJECT TOTALS</b>	<b>\$86,250</b>	<b>\$86,250</b>	<b>\$500,000</b>	<b>\$86,250</b>	<b>\$0</b>	<b>\$0</b>	<b>\$0</b>	<b>0.0%</b>

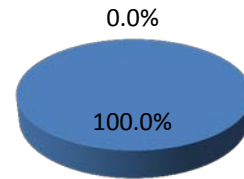
Funding Series Detail: \$0 2012B, \$0 2013, \$86,250 2014  
 Expenditure Series Detail: \$0 2012B, \$0 2013, \$0 2014

Approved Budget By Phase



- PRE-DEVELOPMENT ■ CONCEPTUAL
- ENVIRONMENTAL ■ DETAIL DESIGN
- CONSTRUCTION

Budget Spent vs. Approved Budget Remaining



- Remaining ■ Spent

Project Phase	Start	Finish	2014												2015												2016												2017											
			J	F	M	A	M	J	J	A	S	O	N	D	J	F	M	A	M	J	J	A	S	O	N	D	J	F	M	A	M	J	J	A	S	O	N	D	J	F	M	A	M	J	J	A	S	O	N	D
<b>PRE-DEVELOPMENT</b>																																																		
Forecast/Actual																																																		
Approved																																																		
Baseline																																																		
<b>CONCEPTUAL</b>																																																		
Forecast/Actual																																																		
Approved																																																		
Baseline																																																		
<b>ENVIRONMENTAL</b>																																																		
Forecast/Actual																																																		
Approved																																																		
Baseline																																																		
<b>DETAIL DESIGN</b>																																																		
Forecast/Actual	05/14/15	05/01/16																																																
Approved	05/14/15	05/01/16																																																
Baseline	05/14/15	05/01/16																																																
<b>CONSTRUCTION</b>																																																		
Forecast/Actual	05/01/16	05/01/17																																																
Approved	05/01/16	05/01/17																																																
Baseline	05/01/16	05/01/17																																																
<b>CONTRACT CLOSEOUT</b>																																																		
Forecast/Actual	05/01/17	08/01/17																																																
Approved	05/01/17	08/01/17																																																
Baseline	05/01/17	08/01/17																																																

**33 Stanyan Overhead Replacement - Phase I**

Due to the SFPW led Potrero Street Improvement Project, the 33-Stanyan Pole Replacement and Overhead Reconstruction project will be constructed in two phases. Phase I work will be incorporated into the DPW contract which includes replacing existing traffic signals, streetlights, trolley poles and Overhead Contact System (OCS) along Potrero Avenue between 16th and 25th streets including the terminus loop on 24th/Hampshire/25th streets. Phase 2 will be a separate SFMTA contract which includes replacing existing traffic signals, streetlights, trolley poles and Overhead Contact System (OCS) on 18th Street from Castro to Mission Streets.

PROJECT INITIATION: May 13, 2013  
 CURRENT PROJECT PHASE: Detail Design

PROJECT MANAGER: Cathal Hennessy (415) 701-4548  
 PROJECT ENGINEER: Chris David (415) 701-4251  
 RESIDENT ENGINEER: Ben Wu (DPW) 415 554-8351

CONTRACTOR: A Ruiz, 1601 Cortland Avenue, San Francisco, CA 94110

CONTRACT AWARD DATE: August 18, 2015	CONTRACT AWARD VALUE: \$5,350,000 (est)
NOTICE TO PROCEED: October 13, 2015	MODIFICATIONS TO-DATE: \$0
SUBSTANTIAL COMPLETION: January 9, 2018	TOTAL CONTRACT VALUE:
FINAL COMPLETION: April 9, 2018	% MODIFICATION:

**ACCOMPLISHMENTS THIS PERIOD:**

SFPW issued contract award in August 2015 and notice to proceed in October 2015.

**UPCOMING PROJECT MILESTONES: (3 MONTH LOOK-AHEAD)**

Contractor to begin active construction.

**PROJECT CHALLENGES / AREAS OF CONCERN:**

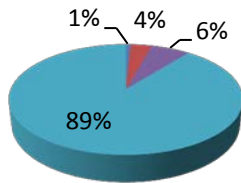
None to report.

**33 Stanyan Overhead Replacement - Phase I**

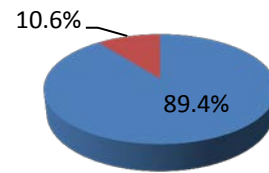
PROJECT PHASE	BASELINE BUDGET	APPROVED BUDGET	ESTIMATE AT COMPLETION	BOND FUNDING	OTHER FUNDING	BOND SPENT	OTHER SPENT	BUDGET SPENT
PRE-DEVELOPMENT	\$100,000	\$70,000	\$70,000	\$0	\$70,211	\$0	\$189,652	270.9%
CONCEPTUAL	\$270,000	\$322,000	\$322,000	\$0	\$321,572	\$0	\$321,572	99.9%
ENVIRONMENTAL	\$0	\$0	\$0	\$0	\$0	\$0	\$0	-
DETAIL DESIGN	\$1,400,000	\$583,000	\$548,000	\$0	\$1,060,000	\$0	\$451,058	77.4%
CONSTRUCTION	\$11,200,000	\$8,124,000	\$8,124,000	\$1,357,374	\$6,200,925	\$0	\$0	0.0%
<b>PROJECT TOTALS</b>	<b>\$12,970,000</b>	<b>\$9,099,000</b>	<b>\$9,064,000</b>	<b>\$1,357,374</b>	<b>\$7,652,709</b>	<b>\$0</b>	<b>\$962,283</b>	<b>10.6%</b>

Funding Series Detail: \$0 2012B, \$1,357,374 2013, \$0 2014  
 Expenditure Series Detail: \$0 2012B, \$0 2013, \$0 2014

**Approved Budget By Phase**



**Budget Spent vs. Approved Budget Remaining**



- PRE-DEVELOPMENT ■ CONCEPTUAL
- ENVIRONMENTAL ■ DETAIL DESIGN
- CONSTRUCTION

- Remaining ■ Spent

Project Phase	Start	Finish	2014												2015												2016												2017											
			J	F	M	A	M	J	J	A	S	O	N	D	J	F	M	A	M	J	J	A	S	O	N	D	J	F	M	A	M	J	J	A	S	O	N	D	J	F	M	A	M	J	J	A	S	O	N	D
<b>PRE-DEVELOPMENT</b>																																																		
Forecast/Actual	05/13/13	08/05/13																																																
Approved	05/13/13	08/05/13																																																
Baseline	05/13/13	06/01/13																																																
<b>CONCEPTUAL</b>																																																		
Forecast/Actual	09/01/13	02/01/14																																																
Approved	09/01/13	01/01/14																																																
Baseline	07/01/13	11/01/13																																																
<b>ENVIRONMENTAL</b>																																																		
Forecast/Actual																																																		
Approved																																																		
Baseline																																																		
<b>DETAIL DESIGN</b>																																																		
Forecast/Actual	03/01/14	05/01/15																																																
Approved	02/01/14	05/01/15																																																
Baseline	12/01/13	03/01/15																																																
<b>CONSTRUCTION</b>																																																		
Forecast/Actual	06/01/15	04/01/18																																																
Approved	06/01/15	03/01/16																																																
Baseline	04/01/15	03/01/16																																																
<b>CONTRACT CLOSEOUT</b>																																																		
Forecast/Actual																																																		
Approved																																																		
Baseline																																																		

**Above Grade PCS & Signal Visibility Improvement**

This project will upgrade the above grade signal infrastructure at 26 intersections city-wide without excavating the roadway or sidewalks. PCS will be added at 11 intersections and signal heads will be upgraded from 8 inches to 12 inches at four of these intersections and at 15 other intersections to improve visibility and safety.

PROJECT INITIATION: March 1, 2014	PROJECT MANAGER: Manito Velasco (415) 701-4447
CURRENT PROJECT PHASE: Construction	PROJECT ENGINEER: Manito Velasco (415) 701-4447
	RESIDENT ENGINEER: Robin Park (415) 554-8351

CONTRACTOR: Bay Area Lightworks, 1460 Yosemite Ave, San Francisco, CA 94124

CONTRACT AWARD DATE: December 3, 2014	CONTRACT AWARD VALUE: \$278,000
NOTICE TO PROCEED: March 16, 2015	MODIFICATIONS TO-DATE: \$107,390
SUBSTANTIAL COMPLETION: June 24, 2015	TOTAL CONTRACT VALUE: \$385,390
FINAL COMPLETION: July 30, 2015	% MODIFICATION:

**ACCOMPLISHMENTS THIS PERIOD:**

Project is 100% complete. All countdown signals have been installed and activated.

**UPCOMING PROJECT MILESTONES: (3 MONTH LOOK-AHEAD)**

Project is being closed out.

**PROJECT CHALLENGES / AREAS OF CONCERN:**

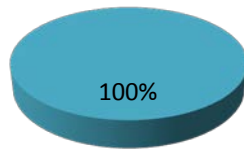
None to report

**Above Grade PCS & Signal Visibility Improvement**

PROJECT PHASE	BASELINE BUDGET	APPROVED BUDGET	ESTIMATE AT COMPLETION	BOND FUNDING	OTHER FUNDING	BOND SPENT	OTHER SPENT	BUDGET SPENT
PRE-DEVELOPMENT	\$0	\$0	\$0	\$0	\$0	\$0	\$0	-
CONCEPTUAL	\$0	\$0	\$0	\$0	\$0	\$0	\$0	-
ENVIRONMENTAL	\$0	\$0	\$0	\$0	\$0	\$0	\$0	-
DETAIL DESIGN	\$70,000	\$0	\$0	\$0	\$0	\$0	\$0	-
CONSTRUCTION	\$451,000	\$451,000	\$0	\$451,000	\$0	\$376,898	\$0	83.6%
<b>PROJECT TOTALS</b>	<b>\$521,000</b>	<b>\$451,000</b>	<b>\$0</b>	<b>\$451,000</b>	<b>\$0</b>	<b>\$376,898</b>	<b>\$0</b>	<b>83.6%</b>

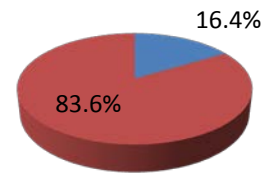
Funding Series Detail: \$0 2012B, \$451,000 2013, \$0 2014  
 Expenditure Series Detail: \$0 2012B, \$376,898 2013, \$0 2014

**Approved Budget By Phase**



- PRE-DEVELOPMENT
- ENVIRONMENTAL
- CONSTRUCTION
- CONCEPTUAL
- DETAIL DESIGN

**Budget Spent vs. Approved Budget Remaining**



- Remaining
- Spent

Project Phase	Start	Finish	2014												2015												2016												2017											
			J	F	M	A	M	J	J	A	S	O	N	D	J	F	M	A	M	J	J	A	S	O	N	D	J	F	M	A	M	J	J	A	S	O	N	D	J	F	M	A	M	J	J	A	S	O	N	D
<b>PRE-DEVELOPMENT</b>																																																		
Forecast/Actual																																																		
Approved																																																		
Baseline																																																		
<b>CONCEPTUAL</b>																																																		
Forecast/Actual																																																		
Approved																																																		
Baseline																																																		
<b>ENVIRONMENTAL</b>																																																		
Forecast/Actual																																																		
Approved																																																		
Baseline																																																		
<b>DETAIL DESIGN</b>																																																		
Forecast/Actual	07/01/14	09/30/14																																																
Approved	07/01/14	09/30/14																																																
Baseline	07/01/14	09/30/14																																																
<b>CONSTRUCTION</b>																																																		
Forecast/Actual	03/14/15	08/30/15																																																
Approved	10/01/14	06/01/15																																																
Baseline	10/01/14	06/01/15																																																
<b>CONTRACT CLOSEOUT</b>																																																		
Forecast/Actual	09/01/15	12/30/15																																																
Approved	06/01/15	12/01/15																																																
Baseline	06/01/15	12/01/15																																																



**Balboa Streetscape**

Balboa Streetscape Improvements include: 1) Sidewalk bulb-outs with new curb ramps at key intersections. Bulb-outs will be located at the southwest and northeast corners of 39th Avenue/Balboa, the southeast and northwest corners of 37th Ave/Balboa and the southwest corner of 34th Avenue/Balboa. 2) Gateway element to be installed within sidewalk bulb-out at 34th Avenue and 39th Avenue. 3) Traffic and parking layout to be revived on two blocks (34th Avenue to 35th Avenue and 38th Avenue to 39th Avenue. 4) Existing light fixtures to be upgraded for energy efficiency and quality of light. 5) Raised sidewalk planters with cobblestone walls will be added in multiple locations and in accordance with SFDPW sidewalk landscaping guidelines. 6) Sidewalk planters to be planted with low maintenance. Note that MTA is providing \$126,242 in transit improvements to be added to a larger \$2.3M City project with many elements.

PROJECT INITIATION: April 19, 2013  
 CURRENT PROJECT PHASE: Contract Close-Out

PROJECT MANAGER: Julie Kirschbaum (415) 701-4304  
 PROJECT ENGINEER: Megan Tiernan (DPW) (415) 558-4541  
 RESIDENT ENGINEER: Ben Wu (DPW) (415) 554-4831

CONTRACTOR: A. Ruiz Construction, 1601 Cortland Avenue, San Francisco, CA 94110

CONTRACT AWARD DATE: June 7, 2013	CONTRACT AWARD VALUE: \$126,242
NOTICE TO PROCEED: August 19, 2013	MODIFICATIONS TO-DATE: \$0
SUBSTANTIAL COMPLETION: June 26, 2014	TOTAL CONTRACT VALUE: \$126,242
FINAL COMPLETION: September 26, 2014	% MODIFICATION:

ACCOMPLISHMENTS THIS PERIOD:

No further reporting; project to be closed out.

UPCOMING PROJECT MILESTONES: (3 MONTH LOOK-AHEAD)

No further reporting; project to be closed out.

PROJECT CHALLENGES / AREAS OF CONCERN:

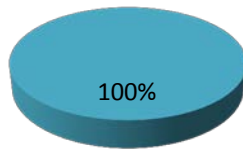
No further reporting; project to be closed out.

**Balboa Streetscape**

PROJECT PHASE	BASELINE BUDGET	APPROVED BUDGET	ESTIMATE AT COMPLETION	BOND FUNDING	OTHER FUNDING	BOND SPENT	OTHER SPENT	BUDGET SPENT
PRE-DEVELOPMENT	\$0	\$0	\$0	\$0	\$0	\$0	\$0	-
CONCEPTUAL	\$0	\$0	\$0	\$0	\$0	\$0	\$0	-
ENVIRONMENTAL	\$0	\$0	\$0	\$0	\$0	\$0	\$0	-
DETAIL DESIGN	\$0	\$0	\$0	\$0	\$0	\$0	\$0	-
CONSTRUCTION	\$126,242	\$126,242	\$126,242	\$126,242	\$0	\$126,234	\$0	100.0%
<b>PROJECT TOTALS</b>	<b>\$126,242</b>	<b>\$126,242</b>	<b>\$126,242</b>	<b>\$126,242</b>	<b>\$0</b>	<b>\$126,234</b>	<b>\$0</b>	<b>100.0%</b>

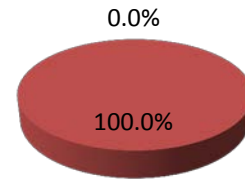
Funding Series Detail: \$126,242 2012B, \$0 2013, \$0 2014  
 Expenditure Series Detail: \$126,234 2012B, \$0 2013, \$0 2014

**Approved Budget By Phase**



- PRE-DEVELOPMENT
- ENVIRONMENTAL
- CONSTRUCTION
- CONCEPTUAL
- DETAIL DESIGN

**Budget Spent vs. Approved Budget Remaining**



- Remaining
- Spent

Project Phase	Start	Finish	2014												2015												2016												2017											
			J	F	M	A	M	J	J	A	S	O	N	D	J	F	M	A	M	J	J	A	S	O	N	D	J	F	M	A	M	J	J	A	S	O	N	D	J	F	M	A	M	J	J	A	S	O	N	D
<b>PRE-DEVELOPMENT</b>																																																		
Forecast/Actual																																																		
Approved																																																		
Baseline																																																		
<b>CONCEPTUAL</b>																																																		
Forecast/Actual																																																		
Approved																																																		
Baseline																																																		
<b>ENVIRONMENTAL</b>																																																		
Forecast/Actual																																																		
Approved																																																		
Baseline																																																		
<b>DETAIL DESIGN</b>																																																		
Forecast/Actual																																																		
Approved																																																		
Baseline																																																		
<b>CONSTRUCTION</b>																																																		
Forecast/Actual	08/19/13	06/26/14																																																
Approved	08/19/13	06/26/14																																																
Baseline	08/19/13	06/26/14																																																
<b>CONTRACT CLOSEOUT</b>																																																		
Forecast/Actual	06/27/14	09/26/14																																																
Approved	06/27/14	09/26/14																																																
Baseline	06/27/14	09/26/14																																																

**Bicycle Parking**

The SFMTA continually receives bicycle rack requests for approximately 40 locations per month. These requests are for bicycle racks throughout the city with the vast majority of requests for bicycle parking near San Francisco businesses and along transit routes. There is a latent demand for bicycle infrastructure in San Francisco. There would be more people who would ride bicycles if the proper facilities were available to support their trips. Bicycle racks help meet this need by providing a secure parking location at destinations. By providing these facilities, the SFMTA will increase bicycle trips and reduce motor vehicle trips and emissions. SFMTA revenue bonds will fund procurement of 6,000 bicycle racks and installation of approximately 500 bicycle racks. Bicycle Parking Program staff had originally intended to purchase 3,500 stainless steel bicycle racks, but subsequently decided to purchase galvanized racks instead at a lower price point, facilitating an increase in the number of racks purchased, but also necessitating an extended project deadline to allow the winning bidder to deliver the increased amount of racks (approved deadline extension from 12/31/2014 to 06/30/2015).

PROJECT INITIATION: October 8, 2013	PROJECT MANAGER: Heath Maddox (415) 701-4605
CURRENT PROJECT PHASE: Procurement	PROJECT ENGINEER:
	RESIDENT ENGINEER:

CONTRACTOR: N/A - Installation work to be performed by city staff.

CONTRACT AWARD DATE:	CONTRACT AWARD VALUE:
NOTICE TO PROCEED:	MODIFICATIONS TO-DATE: \$0
SUBSTANTIAL COMPLETION:	TOTAL CONTRACT VALUE:
FINAL COMPLETION: June 30, 2015	% MODIFICATION:

**ACCOMPLISHMENTS THIS PERIOD:**

Remaining two shipments of 1000 racks were received for a total of 6000 racks.

**UPCOMING PROJECT MILESTONES: (3 MONTH LOOK-AHEAD)**

N/A (project complete and closed out)

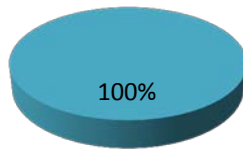
**PROJECT CHALLENGES / AREAS OF CONCERN:**

**Bicycle Parking**

PROJECT PHASE	BASELINE BUDGET	APPROVED BUDGET	ESTIMATE AT COMPLETION	BOND FUNDING	OTHER FUNDING	BOND SPENT	OTHER SPENT	BUDGET SPENT
PRE-DEVELOPMENT	\$0	\$0	\$0	\$0	\$0	\$0	\$0	-
CONCEPTUAL	\$0	\$0	\$0	\$0	\$0	\$0	\$0	-
ENVIRONMENTAL	\$0	\$0	\$0	\$0	\$0	\$0	\$0	-
DETAIL DESIGN	\$0	\$0	\$0	\$0	\$0	\$0	\$0	-
CONSTRUCTION	\$750,000	\$750,000	\$750,000	\$750,000	\$0	\$750,000	\$0	100.0%
<b>PROJECT TOTALS</b>	<b>\$750,000</b>	<b>\$750,000</b>	<b>\$750,000</b>	<b>\$750,000</b>	<b>\$0</b>	<b>\$750,000</b>	<b>\$0</b>	<b>100.0%</b>

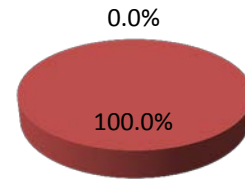
Funding Series Detail: \$750,000 2012B, \$0 2013, \$0 2014  
 Expenditure Series Detail: \$750,000 2012B, \$0 2013, \$0 2014

**Approved Budget By Phase**



- PRE-DEVELOPMENT
- ENVIRONMENTAL
- CONSTRUCTION
- CONCEPTUAL
- DETAIL DESIGN

**Budget Spent vs. Approved Budget Remaining**



- Remaining
- Spent

Project Phase	Start	Finish	2014												2015												2016												2017											
			J	F	M	A	M	J	J	A	S	O	N	D	J	F	M	A	M	J	J	A	S	O	N	D	J	F	M	A	M	J	J	A	S	O	N	D	J	F	M	A	M	J	J	A	S	O	N	D
<b>PRE-DEVELOPMENT</b>																																																		
Forecast/Actual																																																		
Approved																																																		
Baseline																																																		
<b>CONCEPTUAL</b>																																																		
Forecast/Actual																																																		
Approved																																																		
Baseline																																																		
<b>ENVIRONMENTAL</b>																																																		
Forecast/Actual																																																		
Approved																																																		
Baseline																																																		
<b>DETAIL DESIGN</b>																																																		
Forecast/Actual																																																		
Approved																																																		
Baseline																																																		
<b>CONSTRUCTION</b>																																																		
Forecast/Actual	10/08/13	06/30/15																																																
Approved	10/01/13	06/30/15																																																
Baseline	10/01/13	06/30/15																																																
<b>CONTRACT CLOSEOUT</b>																																																		
Forecast/Actual	work to be per																																																	
Approved																																																		
Baseline																																																		

**Bicycle Strategy Capital Projects - Oak and Fell Bikeways Resurfacing**

This project resurfaces the pavement in the bikeways on Oak Street and Fell Street between Baker and Scott Streets.

Project Conceptual funding includes Traffic Engineering from FY11/12. Additional Conceptual work was performed by earlier projects.

The scope has been updated to include design and portions of construction of median islands to provide physical separation between bikeways and vehicle travel lanes (part of original Oak/Fell ped/bike safety project scope). Completion schedule extended accordingly.

PROJECT INITIATION: October 1, 2013  
 CURRENT PROJECT PHASE: Closeout

PROJECT MANAGER: Ellen Robinson (415) 701-4322  
 PROJECT ENGINEER:  
 RESIDENT ENGINEER:

CONTRACTOR: No Contract Required; City forces are performing work.

CONTRACT AWARD DATE:	CONTRACT AWARD VALUE:
NOTICE TO PROCEED:	MODIFICATIONS TO-DATE: \$0
SUBSTANTIAL COMPLETION:	TOTAL CONTRACT VALUE:
FINAL COMPLETION:	% MODIFICATION:

ACCOMPLISHMENTS THIS PERIOD:

Restriping and curb paint tasks completed.

UPCOMING PROJECT MILESTONES: (3 MONTH LOOK-AHEAD)

Closeout Q1 FY16.

PROJECT CHALLENGES / AREAS OF CONCERN:

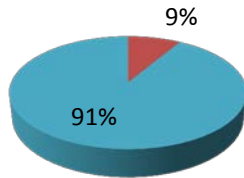
None.

**Bicycle Strategy Capital Projects - Oak and Fell Bikeways Resurfacing**

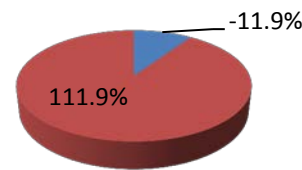
PROJECT PHASE	BASELINE BUDGET	APPROVED BUDGET	ESTIMATE AT COMPLETION	BOND FUNDING	OTHER FUNDING	BOND SPENT	OTHER SPENT	BUDGET SPENT
PRE-DEVELOPMENT	\$0	\$0	\$0	\$0	\$0	\$0	\$0	-
CONCEPTUAL	\$32,500	\$32,500	\$32,500	\$0	\$32,500	\$0	\$32,499	100.0%
ENVIRONMENTAL	\$0	\$0	\$0	\$0	\$0	\$0	\$0	-
DETAIL DESIGN	\$0	\$0	\$0	\$0	\$0	\$0	\$0	-
CONSTRUCTION	\$345,000	\$345,000	\$345,000	\$766,118	\$0	\$339,947	\$49,874	113.0%
<b>PROJECT TOTALS</b>	<b>\$377,500</b>	<b>\$377,500</b>	<b>\$377,500</b>	<b>\$766,118</b>	<b>\$32,500</b>	<b>\$339,947</b>	<b>\$82,373</b>	<b>111.9%</b>

Funding Series Detail: \$0 2012B, \$345,000 2013, \$421,118 2014  
 Expenditure Series Detail: \$0 2012B, \$290,072 2013, \$49,875 2014

**Approved Budget By Phase**



**Budget Spent vs. Approved Budget Remaining**



- PRE-DEVELOPMENT ■ CONCEPTUAL
- ENVIRONMENTAL ■ DETAIL DESIGN
- CONSTRUCTION

- Remaining ■ Spent

Project Phase	Start	Finish	2014												2015												2016												2017											
			J	F	M	A	M	J	J	A	S	O	N	D	J	F	M	A	M	J	J	A	S	O	N	D	J	F	M	A	M	J	J	A	S	O	N	D	J	F	M	A	M	J	J	A	S	O	N	D
<b>PRE-DEVELOPMENT</b>																																																		
Forecast/Actual																																																		
Approved																																																		
Baseline																																																		
<b>CONCEPTUAL</b>																																																		
Forecast/Actual	10/01/13	01/01/14																																																
Approved	10/01/13	01/01/14																																																
Baseline	10/01/13	01/01/14																																																
<b>ENVIRONMENTAL</b>																																																		
Forecast/Actual																																																		
Approved																																																		
Baseline																																																		
<b>DETAIL DESIGN</b>																																																		
Forecast/Actual																																																		
Approved																																																		
Baseline																																																		
<b>CONSTRUCTION (including DETAIL DESIGN Activities)</b>																																																		
Forecast/Actual	12/01/13	05/08/15																																																
Approved	12/01/13	12/31/15																																																
Baseline	12/01/13	09/01/14																																																
<b>CONTRACT CLOSEOUT</b>																																																		
Forecast/Actual	05/31/15	12/31/15																																																
Approved	09/01/14	12/31/15																																																
Baseline	09/01/14	03/30/15																																																

**Bicycle Strategy Capital Projects - Polk Street Northbound Separated Bikeway**

Bicycle Strategy Implementation projects will improve the safety, comfort and convenience on major San Francisco cycling corridors for all people who bike. Treatments include internationally tested cycling treatments such as separated bicycle facilities and pavement treatments. The Polk Street Northbound Separated Bikeway will construct a separated bikeway in the northbound direction on Polk Street between Market and Grove Streets. Construction will include landscaped medians, upgraded curb ramps, traffic signal improvements, and bulbouts.

Conceptual work was completed in 2009 by as part of the Bike Plan EIR. Because the project was accelerated by order of DPW and MTA Directors, Detail Design was performed in parallel with construction and consequently Detail Design costs are included in the Construction totals.

PROJECT INITIATION: February 3, 2014  
 CURRENT PROJECT PHASE: COMPLETE

PROJECT MANAGER: Damon Curtis (415) 701-4674  
 PROJECT ENGINEER: Damon Curtis (415) 701-4674  
 RESIDENT ENGINEER: Alfredo Tio (DPW) (415) 794-7705

CONTRACTOR: A. Ruiz Construction Co. & Assoc., Inc., 1601 Cortland Avenue, San Francisco, CA 94111

CONTRACT AWARD DATE: February 1, 2014	CONTRACT AWARD VALUE: \$1,156,350
NOTICE TO PROCEED: February 1, 2014	MODIFICATIONS TO-DATE: \$0
SUBSTANTIAL COMPLETION: May 1, 2014	TOTAL CONTRACT VALUE: \$1,156,350
FINAL COMPLETION: September 30, 2014	% MODIFICATION:

**ACCOMPLISHMENTS THIS PERIOD:**

Closed out work order with DPW.

**UPCOMING PROJECT MILESTONES: (3 MONTH LOOK-AHEAD)**

No further reporting; project to be closed out.

**PROJECT CHALLENGES / AREAS OF CONCERN:**

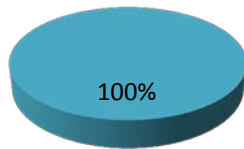
None to report.

**Bicycle Strategy Capital Projects - Polk Street Northbound Separated Bikeway**

PROJECT PHASE	BASELINE BUDGET	APPROVED BUDGET	ESTIMATE AT COMPLETION	BOND FUNDING	OTHER FUNDING	BOND SPENT	OTHER SPENT	BUDGET SPENT
PRE-DEVELOPMENT	\$0	\$0	\$0	\$0	\$0	\$0	\$0	-
CONCEPTUAL	\$0	\$0	\$0	\$0	\$0	\$0	\$0	-
ENVIRONMENTAL	\$0	\$0	\$0	\$0	\$0	\$0	\$0	-
DETAIL DESIGN	\$0	\$0	\$0	\$0	\$0	\$0	\$0	-
CONSTRUCTION	\$1,308,750	\$1,308,750	\$1,309,000	\$675,000	\$634,000	\$571,239	\$631,525	91.9%
<b>PROJECT TOTALS</b>	<b>\$1,308,750</b>	<b>\$1,308,750</b>	<b>\$1,309,000</b>	<b>\$675,000</b>	<b>\$634,000</b>	<b>\$571,239</b>	<b>\$631,525</b>	<b>91.9%</b>

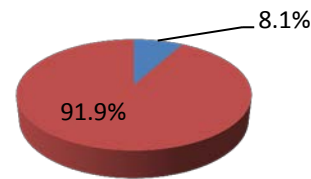
Funding Series Detail: \$509,725 2012B, \$165,275 2013, \$0 2014  
 Expenditure Series Detail: \$481,267 2012B, \$89,972 2013, \$0 2014

**Approved Budget By Phase**



- PRE-DEVELOPMENT
- ENVIRONMENTAL
- CONSTRUCTION
- CONCEPTUAL
- DETAIL DESIGN

**Budget Spent vs. Approved Budget Remaining**



- Remaining
- Spent

Project Phase	Start	Finish	2014				2015				2016				2017												
			J	F	M	A	M	J	J	A	S	O	N	D	J	F	M	A	M	J	J	A	S	O	N	D	
<b>PRE-DEVELOPMENT</b>																											
Forecast/Actual																											
Approved																											
Baseline																											
<b>CONCEPTUAL</b>																											
Forecast/Actual																											
Approved																											
Baseline																											
<b>ENVIRONMENTAL</b>																											
Forecast/Actual																											
Approved																											
Baseline																											
<b>DETAIL DESIGN</b>																											
Forecast/Actual																											
Approved																											
Baseline																											
<b>CONSTRUCTION (including DETAIL DESIGN Activities)</b>																											
Forecast/Actual	02/01/14	05/01/14																									
Approved	02/01/14	05/01/14																									
Baseline	02/01/14	05/01/14																									
<b>CONTRACT CLOSEOUT</b>																											
Forecast/Actual	10/01/14	06/30/15																									
Approved	10/01/14	06/30/15																									
Baseline	10/01/14	03/31/15																									



**Bicycle Strategy Capital Projects - Wiggle Neighborhood Green Corridor**

The SFMTA's Wiggle Neighborhood Green Corridor project will include bicycle, pedestrian, traffic calming, and streetscape improvements along the Wiggle Route including speed humps, raised crosswalks, roadway markings and bulb-outs. This is in addition to the San Francisco Public Utilities Commission's (SFPUC's) plan to add rain gardens and permeable paving along the same corridor.

PROJECT INITIATION: March 1, 2013  
 CURRENT PROJECT PHASE: Detailed Design

PROJECT MANAGER: Paul Stanis (415) 701-5396  
 PROJECT ENGINEER:  
 RESIDENT ENGINEER:

CONTRACTOR: TBD

CONTRACT AWARD DATE: TBD	CONTRACT AWARD VALUE: TBD
NOTICE TO PROCEED: TBD	MODIFICATIONS TO-DATE: TBD
SUBSTANTIAL COMPLETION: April 30, 2017	TOTAL CONTRACT VALUE:
FINAL COMPLETION: March 31, 2018	% MODIFICATION:

**ACCOMPLISHMENTS THIS PERIOD:**

Environmental review resubmitted to Planning Department (at time of completing this report, Environmental Review is complete).

Ongoing outreach to the public.

Coordination meetings with project partners.

**UPCOMING PROJECT MILESTONES: (3 MONTH LOOK-AHEAD)**

Receive Categorical Exemption from the Planning Department.

Attend MTA Board for legislation hearing

Begin early implementation measures

Continue detailed design of permanent changes; coordinate with PUC, Public Works

**PROJECT CHALLENGES / AREAS OF CONCERN:**

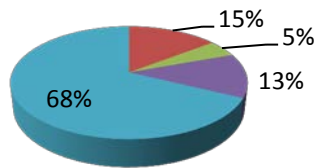
Project may not be completed within the Revenue Bond timeframe due to SFPW delays in completing design; SFMTA Staff are working on identifying alternative funding sources for this project as well as reallocating these funds to projects that will be able to spend the funds sooner.

**Bicycle Strategy Capital Projects - Wiggle Neighborhood Green Corridor**

PROJECT PHASE	BASELINE BUDGET	APPROVED BUDGET	ESTIMATE AT COMPLETION	BOND FUNDING	OTHER FUNDING	BOND SPENT	OTHER SPENT	BUDGET SPENT
PRE-DEVELOPMENT	\$0	\$0	\$0	\$0	\$0	\$0	\$0	-
CONCEPTUAL	\$205,000	\$205,000	\$205,000	\$0	\$0	\$0	\$0	0.0%
ENVIRONMENTAL	\$68,000	\$68,000	\$68,000	\$42,000	\$0	\$42,000	\$5,290	69.5%
DETAIL DESIGN	\$178,000	\$178,000	\$360,000	\$43,000	\$71,000	\$7,776	\$44,999	29.6%
CONSTRUCTION	\$950,000	\$950,000	\$1,600,000	\$143,400	\$0	\$0	\$0	0.0%
<b>PROJECT TOTALS</b>	<b>\$1,401,000</b>	<b>\$1,401,000</b>	<b>\$2,233,000</b>	<b>\$228,400</b>	<b>\$71,000</b>	<b>\$49,776</b>	<b>\$50,289</b>	<b>7.1%</b>

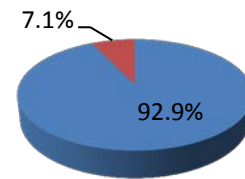
Funding Series Detail: \$0 2012B, \$228,400 2013, \$0 2014  
 Expenditure Series Detail: \$0 2012B, \$49,776 2013, \$0 2014

**Approved Budget By Phase**



- PRE-DEVELOPMENT
- CONCEPTUAL
- ENVIRONMENTAL
- DETAIL DESIGN
- CONSTRUCTION

**Budget Spent vs. Approved Budget Remaining**



- Remaining
- Spent

Project Phase	Start	Finish	2014												2015												2016												2017											
			J	F	M	A	M	J	J	A	S	O	N	D	J	F	M	A	M	J	J	A	S	O	N	D	J	F	M	A	M	J	J	A	S	O	N	D	J	F	M	A	M	J	J	A	S	O	N	D
<b>PRE-DEVELOPMENT</b>																																																		
Forecast/Actual																																																		
Approved																																																		
Baseline																																																		
<b>CONCEPTUAL</b>																																																		
Forecast/Actual	03/01/13	10/31/14	[Gantt chart bars]																																															
Approved	03/01/13	10/31/14	[Gantt chart bars]																																															
Baseline	03/01/13	10/31/14	[Gantt chart bars]																																															
<b>ENVIRONMENTAL</b>																																																		
Forecast/Actual	02/24/14	10/07/15	[Gantt chart bars]																																															
Approved	01/31/14	10/31/14	[Gantt chart bars]																																															
Baseline	01/31/14	10/31/14	[Gantt chart bars]																																															
<b>DETAIL DESIGN</b>																																																		
Forecast/Actual	11/01/14	04/30/16	[Gantt chart bars]																																															
Approved	11/01/14	09/30/15	[Gantt chart bars]																																															
Baseline	11/01/14	09/30/15	[Gantt chart bars]																																															
<b>CONSTRUCTION</b>																																																		
Forecast/Actual	12/01/15	04/30/17	[Gantt chart bars]																																															
Approved	04/01/16	11/30/16	[Gantt chart bars]																																															
Baseline	04/01/16	11/30/16	[Gantt chart bars]																																															
<b>CONTRACT CLOSEOUT</b>																																																		
Forecast/Actual	05/31/17	03/31/18	[Gantt chart bars]																																															
Approved	02/01/17	12/31/17	[Gantt chart bars]																																															
Baseline	02/01/17	12/31/17	[Gantt chart bars]																																															

**Broadway Chinatown Streetscape**

The project will be environmentally cleared, designed and constructed as part of the San Francisco Public Works (SFPW) larger Broadway Chinatown Streetscape project, an interagency effort led by the San Francisco Planning Department in partnership with the Chinatown Community Development Center, the SFPW, and SFMTA. The project area is along Broadway from Columbus Avenue to the Broadway Tunnel. Funding and schedule information provided reflects SFMTA's portion of the project.

The goal is to improve pedestrian safety and access crossing Broadway and Powell and to clearly channelize traffic on Broadway fronting Jean Parker Elementary School.

PROJECT INITIATION: January 1, 2014  
 CURRENT PROJECT PHASE: Construction

PROJECT MANAGER: Nick Carr (415) 701-4468  
 PROJECT ENGINEER: Stephanie Yuan (415) 554-8209  
 RESIDENT ENGINEER:

CONTRACTOR: TBD

CONTRACT AWARD DATE: February 1, 2016	CONTRACT AWARD VALUE: TBD
NOTICE TO PROCEED: March 1, 2016	MODIFICATIONS TO-DATE: \$0
SUBSTANTIAL COMPLETION: March 31, 2017	TOTAL CONTRACT VALUE:
FINAL COMPLETION:	% MODIFICATION:

**ACCOMPLISHMENTS THIS PERIOD:**

Contract was advertised.

**UPCOMING PROJECT MILESTONES: (3 MONTH LOOK-AHEAD)**

Contract will be re-advertised, bids evaluated and contract awarded.

**PROJECT CHALLENGES / AREAS OF CONCERN:**

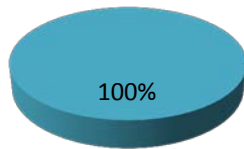
Contract bid was not responsive and contract must be re-advertised.

**Broadway Chinatown Streetscape**

PROJECT PHASE	BASELINE BUDGET	APPROVED BUDGET	ESTIMATE AT COMPLETION	BOND FUNDING	OTHER FUNDING	BOND SPENT	OTHER SPENT	BUDGET SPENT
PRE-DEVELOPMENT	\$0	\$0	\$0	\$0	\$0	\$0	\$0	-
CONCEPTUAL	\$0	\$0	\$0	\$0	\$0	\$0	\$0	-
ENVIRONMENTAL	\$0	\$0	\$0	\$0	\$0	\$0	\$0	-
DETAIL DESIGN	\$0	\$0	\$0	\$0	\$0	\$0	\$0	-
CONSTRUCTION	\$1,910,000	\$1,910,000	\$1,910,000	\$1,910,000	\$0	\$22,734	\$0	1.2%
<b>PROJECT TOTALS</b>	<b>\$1,910,000</b>	<b>\$1,910,000</b>	<b>\$1,910,000</b>	<b>\$1,910,000</b>	<b>\$0</b>	<b>\$22,734</b>	<b>\$0</b>	<b>1.2%</b>

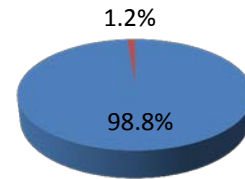
Funding Series Detail: \$0 2012B, \$1,910,000 2013, \$0 2014  
 Expenditure Series Detail: \$0 2012B, \$22,734 2013, \$0 2014

**Approved Budget By Phase**



- PRE-DEVELOPMENT
- ENVIRONMENTAL
- CONSTRUCTION
- CONCEPTUAL
- DETAIL DESIGN

**Budget Spent vs. Approved Budget Remaining**



- Remaining
- Spent

Project Phase	Start	Finish	2014												2015												2016												2017											
			J	F	M	A	M	J	J	A	S	O	N	D	J	F	M	A	M	J	J	A	S	O	N	D	J	F	M	A	M	J	J	A	S	O	N	D	J	F	M	A	M	J	J	A	S	O	N	D
<b>PRE-DEVELOPMENT</b>																																																		
Forecast/Actual																																																		
Approved																																																		
Baseline																																																		
<b>CONCEPTUAL</b>																																																		
Forecast/Actual																																																		
Approved																																																		
Baseline																																																		
<b>ENVIRONMENTAL</b>																																																		
Forecast/Actual																																																		
Approved																																																		
Baseline																																																		
<b>DETAIL DESIGN</b>																																																		
Forecast/Actual																																																		
Approved																																																		
Baseline																																																		
<b>CONSTRUCTION (including DETAIL DESIGN Activities)</b>																																																		
Forecast/Actual	03/01/16	03/31/17																																																
Approved	01/01/14	01/01/16																																																
Baseline	01/01/14	01/01/16																																																
<b>CONTRACT CLOSEOUT</b>																																																		
Forecast/Actual	04/01/17	04/15/18																																																
Approved	01/01/17	01/01/18																																																
Baseline	01/01/16	01/01/17																																																

**C3 Blue Light Emergency Phone Replacement**

Replace the existing emergency blue light telephone system in the Muni Metro Tunnel and Muni Metro Turnback locations with a more reliable and up to date system and add additional phones as needed to conform to the latest codes. In addition, the project will furnish and install a new emergency blue light telephone system within the Sunset Tunnel.

PROJECT INITIATION: May 1, 2010  
 CURRENT PROJECT PHASE: Construction

PROJECT MANAGER: Henry Kim (415) 701-4307  
 PROJECT ENGINEER: Anthony Bryant (415) 701-4309  
 RESIDENT ENGINEER: Hubert Wong (415) 734-8432

CONTRACTOR: Shimmick Construction, 8201 Edgewater Drive - Suite 202, Oakland, CA 94621

CONTRACT AWARD DATE: November 19, 2013	CONTRACT AWARD VALUE: \$9,175,000
NOTICE TO PROCEED: February 3, 2014	MODIFICATIONS TO-DATE: \$0
SUBSTANTIAL COMPLETION: 9/11/2016 (tent)	TOTAL CONTRACT VALUE: \$9,175,000
FINAL COMPLETION: 12/10/2016 (tent)	% MODIFICATION:

**ACCOMPLISHMENTS THIS PERIOD:**

- Processed product submittals.
- Processed Requests for Information from contractor.
- Finalized and implemented necessary contract changes to hi-railer vehicle requirements to address life safety concerns raised by Transit staff.
- Continued cabling work (e.g. installation/testing/termination) at Civic Center, Powell, Montgomery, Castro, Forest Hill, and Lenox/West Portal Stations.
- Initiated bracket and Bluelight phone installations between West Portal Station and Duboce Portal in the tunnel via the early subway shutdown

**UPCOMING PROJECT MILESTONES: (3 MONTH LOOK-AHEAD)**

Complete key tunnel work and restore regular revenue service in the subway by the end of January 2016.

**PROJECT CHALLENGES / AREAS OF CONCERN:**

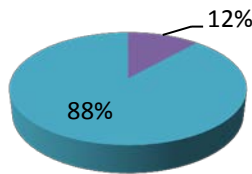
Unforeseen site conditions and subway access constraints have impacted project progress and cost.

**C3 Blue Light Emergency Phone Replacement**

PROJECT PHASE	BASELINE BUDGET	APPROVED BUDGET	ESTIMATE AT COMPLETION	BOND FUNDING	OTHER FUNDING	BOND SPENT	OTHER SPENT	BUDGET SPENT
PRE-DEVELOPMENT	\$0	\$0	\$0	\$0	\$0	\$0	\$0	-
CONCEPTUAL	\$0	\$0	\$0	\$0	\$0	\$0	\$0	-
ENVIRONMENTAL	\$0	\$0	\$0	\$0	\$0	\$0	\$0	-
DETAIL DESIGN	\$2,760,000	\$2,760,000	\$1,313,162	\$0	\$1,394,086	\$0	\$1,313,162	47.6%
CONSTRUCTION	\$25,946,800	\$20,896,800	\$17,900,000	\$6,000,000	\$10,635,499	\$4,603,524	\$5,647,337	49.1%
<b>PROJECT TOTALS</b>	<b>\$28,706,800</b>	<b>\$23,656,800</b>	<b>\$19,213,162</b>	<b>\$6,000,000</b>	<b>\$12,029,585</b>	<b>\$4,603,524</b>	<b>\$6,960,499</b>	<b>48.9%</b>

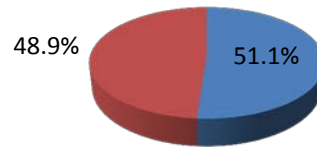
Funding Series Detail: \$0 2012B, \$6,000,000 2013, \$0 2014  
 Expenditure Series Detail: \$0 2012B, \$4,603,524 2013, \$0 2014

**Approved Budget By Phase**



- PRE-DEVELOPMENT
- CONCEPTUAL
- ENVIRONMENTAL
- DETAIL DESIGN
- CONSTRUCTION

**Budget Spent vs. Approved Budget Remaining**



- Remaining
- Spent

Project Phase	Start	Finish	2014												2015												2016												2017											
			J	F	M	A	M	J	J	A	S	O	N	D	J	F	M	A	M	J	J	A	S	O	N	D	J	F	M	A	M	J	J	A	S	O	N	D	J	F	M	A	M	J	J	A	S	O	N	D
<b>PRE-DEVELOPMENT</b>																																																		
Forecast/Actual																																																		
Approved																																																		
Baseline																																																		
<b>CONCEPTUAL</b>																																																		
Forecast/Actual																																																		
Approved																																																		
Baseline																																																		
<b>ENVIRONMENTAL</b>																																																		
Forecast/Actual																																																		
Approved																																																		
Baseline																																																		
<b>DETAIL DESIGN</b>																																																		
Forecast/Actual	08/01/12	02/02/14																																																
Approved	08/01/12	02/02/14																																																
Baseline	08/01/12	11/30/13																																																
<b>CONSTRUCTION</b>																																																		
Forecast/Actual	02/03/14	09/30/16																																																
Approved	02/03/14	09/11/15																																																
Baseline	11/30/13	02/29/16																																																
<b>CONTRACT CLOSEOUT</b>																																																		
Forecast/Actual	11/01/15	12/31/16																																																
Approved	09/12/15	01/10/16																																																
Baseline	03/01/16	09/01/16																																																

**C3 Integrated Systems Replacement**

Replace central control and subway communication systems, which include the Public Address system, the Platform Display Sign system, and the Facility Supervisory Control And Data Acquisition (SCADA) system, and upgrade the Motive Power SCADA system. Other project elements include the installation of a new fiber broadband network and Uninterruptible Power Supply (UPS) systems for critical communication systems.

PROJECT INITIATION: June 1, 2009	PROJECT MANAGER: Faris Salfiti (415) 749-2457
CURRENT PROJECT PHASE: Construction	PROJECT ENGINEER: Anthony Bryant (415) 701-4309
	RESIDENT ENGINEER: Victor Yuen (415) 706-1142

CONTRACTOR: Blocka Construction, Inc., 4455 Enterprise Street, Fremont, CA 94538

CONTRACT AWARD DATE: January 15, 2013	CONTRACT AWARD VALUE: \$24,116,000
NOTICE TO PROCEED: February 28, 2013	MODIFICATIONS TO-DATE: \$0
SUBSTANTIAL COMPLETION: July 18, 2016	TOTAL CONTRACT VALUE: \$24,116,000
FINAL COMPLETION: September 19, 2016	% MODIFICATION:

ACCOMPLISHMENTS THIS PERIOD:

- Installed Platform Display Sign (PDS) supports and signs at all remaining stations that do not block existing signs.
- Completed speaker re-zoning of the Public Address System (PAS) at all remaining stations.
- Completed testing of Fiber Broadband Network (FBN) system.
- Completed Digital Transmission Sytem(DTS) Phase 3 network testing at all stations.
- Baseline testing of the current DTS system (e.g. fan controls, catenary status signals, fire/intrusion/bluelight telephone alarms) initiated as part of the new Facilities SCADA System (FSS) testing and cutover planning.

UPCOMING PROJECT MILESTONES: (3 MONTH LOOK-AHEAD)

- Final development of the Passenger Audio-Video (PAV) system.
- Installation and cutover of the Platform Display Signs (PDS) at all stations in the subway.

PROJECT CHALLENGES / AREAS OF CONCERN:

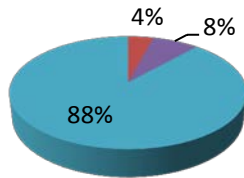
The Subway Location Server data feed is not available until the System Management Center (SMC) under the ATCS project is completed. The development of the Passenger Audio-Video system for the ISR project cannot be completed until the aforementioned system is available. This delay will extend the contract duration requiring contract modification.

**C3 Integrated Systems Replacement**

PROJECT PHASE	BASELINE BUDGET	APPROVED BUDGET	ESTIMATE AT COMPLETION	BOND FUNDING	OTHER FUNDING	BOND SPENT	OTHER SPENT	BUDGET SPENT
PRE-DEVELOPMENT	\$0	\$0	\$0	\$0	\$0	\$0	\$0	-
CONCEPTUAL	\$1,592,000	\$1,750,186	\$1,750,186	\$0	\$1,750,186	\$0	\$1,750,186	100.0%
ENVIRONMENTAL	\$0	\$0	\$0	\$0	\$0	\$0	\$0	-
DETAIL DESIGN	\$4,455,000	\$3,187,122	\$3,187,122	\$0	\$3,187,122	\$0	\$3,131,593	98.3%
CONSTRUCTION	\$47,163,000	\$37,305,982	\$34,800,000	\$6,175,500	\$28,020,305	\$6,175,500	\$16,918,441	61.9%
<b>PROJECT TOTALS</b>	<b>\$53,210,000</b>	<b>\$42,243,290</b>	<b>\$39,737,308</b>	<b>\$6,175,500</b>	<b>\$32,957,613</b>	<b>\$6,175,500</b>	<b>\$21,800,220</b>	<b>66.2%</b>

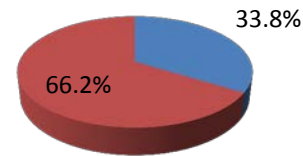
Funding Series Detail: \$6,175,500 2012B, \$0 2013, \$0 2014  
 Expenditure Series Detail: \$6,175,500 2012B, \$0 2013, \$0 2014

**Approved Budget By Phase**



- PRE-DEVELOPMENT
- ENVIRONMENTAL
- CONSTRUCTION
- CONCEPTUAL
- DETAIL DESIGN

**Budget Spent vs. Approved Budget Remaining**



- Remaining
- Spent

Project Phase	Start	Finish	2014												2015												2016												2017											
			J	F	M	A	M	J	J	A	S	O	N	D	J	F	M	A	M	J	J	A	S	O	N	D	J	F	M	A	M	J	J	A	S	O	N	D	J	F	M	A	M	J	J	A	S	O	N	D
<b>PRE-DEVELOPMENT</b>																																																		
Forecast/Actual																																																		
Approved																																																		
Baseline																																																		
<b>CONCEPTUAL</b>																																																		
Forecast/Actual	05/01/10	03/01/11																																																
Approved	05/01/10	03/01/11																																																
Baseline	05/01/10	03/01/11																																																
<b>ENVIRONMENTAL</b>																																																		
Forecast/Actual																																																		
Approved																																																		
Baseline																																																		
<b>DETAIL DESIGN</b>																																																		
Forecast/Actual	04/11/11	02/27/13																																																
Approved	04/11/11	02/27/13																																																
Baseline	04/11/11	12/01/11																																																
<b>CONSTRUCTION</b>																																																		
Forecast/Actual	02/28/13	07/30/16	<div style="display: flex; align-items: center;"> <div style="width: 100%; height: 10px; background-color: blue;"></div> </div>																																															
Approved	02/28/13	09/26/14	<div style="display: flex; align-items: center;"> <div style="width: 100%; height: 10px; background-color: black; border: 1px dashed black;"></div> </div>																																															
Baseline	01/01/12	09/01/13	<div style="display: flex; align-items: center;"> <div style="width: 100%; height: 10px; background-color: red;"></div> </div>																																															
<b>CONTRACT CLOSEOUT</b>																																																		
Forecast/Actual	06/02/15	09/30/16	<div style="display: flex; align-items: center;"> <div style="width: 100%; height: 10px; background-color: blue;"></div> </div>																																															
Approved	09/27/14	02/24/15	<div style="display: flex; align-items: center;"> <div style="width: 100%; height: 10px; background-color: black; border: 1px dashed black;"></div> </div>																																															
Baseline	09/02/13	06/01/14	<div style="display: flex; align-items: center;"> <div style="width: 100%; height: 10px; background-color: red;"></div> </div>																																															



**Church and Duboce Project**

To improve access to transit and pedestrian safety at a key transit location, a federal grant matched with revenue bonds is funding the sidewalk bulb at the southeastern corner of the intersection of Market, Church, and 14th Streets as well as two traffic calming sidewalk bulbs on Noe Street between Duboce Ave. and 14th Streets.

PROJECT INITIATION: May 16, 2013  
 CURRENT PROJECT PHASE: Construction

PROJECT MANAGER: Cathal Hennessy (415) 701-4548  
 PROJECT ENGINEER: Robert Lim (415) 701-5669  
 RESIDENT ENGINEER: Josef Munoz (415) 554-8284

CONTRACTOR: City Forces

CONTRACT AWARD DATE: June 1, 2013	CONTRACT AWARD VALUE: \$385,180
NOTICE TO PROCEED: October 1, 2013	MODIFICATIONS TO-DATE: \$0
SUBSTANTIAL COMPLETION: December 31, 2014	TOTAL CONTRACT VALUE: \$385,180
FINAL COMPLETION: June 30, 2015	% MODIFICATION:

ACCOMPLISHMENTS THIS PERIOD:

Continuing the close out process.

UPCOMING PROJECT MILESTONES: (3 MONTH LOOK-AHEAD)

Complete the close out process.

PROJECT CHALLENGES / AREAS OF CONCERN:

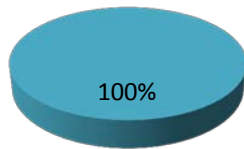
None to report.

**Church and Duboce Project**

PROJECT PHASE	BASELINE BUDGET	APPROVED BUDGET	ESTIMATE AT COMPLETION	BOND FUNDING	OTHER FUNDING	BOND SPENT	OTHER SPENT	BUDGET SPENT
PRE-DEVELOPMENT	\$0	\$0	\$0	\$0	\$0	\$0	\$0	-
CONCEPTUAL	\$0	\$0	\$0	\$0	\$0	\$0	\$0	-
ENVIRONMENTAL	\$0	\$0	\$0	\$0	\$0	\$0	\$0	-
DETAIL DESIGN	\$0	\$0	\$0	\$0	\$0	\$0	\$0	-
CONSTRUCTION	\$385,180	\$429,083	\$429,083	\$44,180	\$384,903	\$37,466	\$241,043	64.9%
<b>PROJECT TOTALS</b>	<b>\$385,180</b>	<b>\$429,083</b>	<b>\$429,083</b>	<b>\$44,180</b>	<b>\$384,903</b>	<b>\$37,466</b>	<b>\$241,043</b>	<b>64.9%</b>

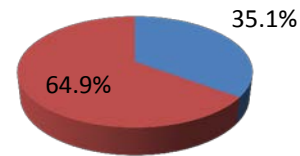
Funding Series Detail: \$44,180 2012B, \$0 2013, \$0 2014  
 Expenditure Series Detail: \$37,466 2012B, \$0 2013, \$0 2014

**Approved Budget By Phase**



- PRE-DEVELOPMENT
- ENVIRONMENTAL
- CONSTRUCTION
- CONCEPTUAL
- DETAIL DESIGN

**Budget Spent vs. Approved Budget Remaining**



- Remaining
- Spent

Project Phase	Start	Finish	2014												2015												2016												2017											
			J	F	M	A	M	J	J	A	S	O	N	D	J	F	M	A	M	J	J	A	S	O	N	D	J	F	M	A	M	J	J	A	S	O	N	D	J	F	M	A	M	J	J	A	S	O	N	D
<b>PRE-DEVELOPMENT</b>																																																		
Forecast/Actual																																																		
Approved																																																		
Baseline																																																		
<b>CONCEPTUAL</b>																																																		
Forecast/Actual																																																		
Approved																																																		
Baseline																																																		
<b>ENVIRONMENTAL</b>																																																		
Forecast/Actual																																																		
Approved																																																		
Baseline																																																		
<b>DETAIL DESIGN</b>																																																		
Forecast/Actual																																																		
Approved																																																		
Baseline																																																		
<b>CONSTRUCTION</b>																																																		
Forecast/Actual	06/01/13	12/31/14																																																
Approved	06/01/13	12/31/14																																																
Baseline	06/01/13	12/31/14																																																
<b>CONTRACT CLOSEOUT</b>																																																		
Forecast/Actual	01/01/15	06/30/15																																																
Approved	01/01/15	06/30/15																																																
Baseline	01/01/15	06/30/15																																																

**Columbus Ave. Streetscape Project**

Construction of pedestrian bulb outs along Stockton Street at Green, Vallejo, and Grant Streets in conjunction with 5 other bulb outs being installed in conjunction with a street paving contract.

PROJECT INITIATION:	PROJECT MANAGER: Oliver Gajda	415-701-4467
CURRENT PROJECT PHASE: Construction	PROJECT ENGINEER:	
	RESIDENT ENGINEER: Public Works	

**CONTRACTOR:**

CONTRACT AWARD DATE: September 30, 2015	CONTRACT AWARD VALUE:
NOTICE TO PROCEED:	MODIFICATIONS TO-DATE: \$0
SUBSTANTIAL COMPLETION:	TOTAL CONTRACT VALUE:
FINAL COMPLETION:	% MODIFICATION:

**ACCOMPLISHMENTS THIS PERIOD:**

Contract soon to be awarded.

**UPCOMING PROJECT MILESTONES: (3 MONTH LOOK-AHEAD)**

Construction should begin in the beginning of the new year. No charges to date, since this funding is going to a contract.

**PROJECT CHALLENGES / AREAS OF CONCERN:**

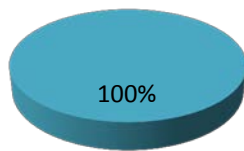
Public Work construction delays.

**Columbus Ave. Streetscape Project**

PROJECT PHASE	BASELINE BUDGET	APPROVED BUDGET	ESTIMATE AT COMPLETION	BOND FUNDING	OTHER FUNDING	BOND SPENT	OTHER SPENT	BUDGET SPENT
PRE-DEVELOPMENT	\$0	\$0	\$0	\$0	\$0	\$0	\$0	-
CONCEPTUAL	\$0	\$0	\$0	\$0	\$0	\$0	\$0	-
ENVIRONMENTAL	\$0	\$0	\$0	\$0	\$0	\$0	\$0	-
DETAIL DESIGN	\$0	\$0	\$0	\$0	\$0	\$0	\$0	-
CONSTRUCTION	\$414,590	\$414,590	\$0	\$414,590	\$100,000	\$0	\$99,869	24.1%
<b>PROJECT TOTALS</b>	<b>\$414,590</b>	<b>\$414,590</b>	<b>\$0</b>	<b>\$414,590</b>	<b>\$100,000</b>	<b>\$0</b>	<b>\$99,869</b>	<b>24.1%</b>

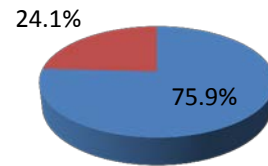
Funding Series Detail: \$0 2012B, \$0 2013, \$414,590 2014  
 Expenditure Series Detail: \$0 2012B, \$0 2013, \$0 2014

**Approved Budget By Phase**



- PRE-DEVELOPMENT ■ CONCEPTUAL
- ENVIRONMENTAL ■ DETAIL DESIGN
- CONSTRUCTION

**Budget Spent vs. Approved Budget Remaining**



- Remaining ■ Spent

Project Phase	Start	Finish	2014												2015												2016												2017											
			J	F	M	A	M	J	J	A	S	O	N	D	J	F	M	A	M	J	J	A	S	O	N	D	J	F	M	A	M	J	J	A	S	O	N	D	J	F	M	A	M	J	J	A	S	O	N	D
<b>PRE-DEVELOPMENT</b>																																																		
Forecast/Actual																																																		
Approved																																																		
Baseline																																																		
<b>CONCEPTUAL</b>																																																		
Forecast/Actual																																																		
Approved																																																		
Baseline																																																		
<b>ENVIRONMENTAL</b>																																																		
Forecast/Actual																																																		
Approved																																																		
Baseline																																																		
<b>DETAIL DESIGN</b>																																																		
Forecast/Actual																																																		
Approved																																																		
Baseline																																																		
<b>CONSTRUCTION</b>																																																		
Forecast/Actual	01/01/16	03/30/17																																																
Approved	01/01/16	03/30/17																																																
Baseline	01/01/16	03/30/17																																																
<b>CONTRACT CLOSEOUT</b>																																																		
Forecast/Actual	04/01/17	06/30/17																																																
Approved	04/01/17	06/30/17																																																
Baseline	04/01/17	06/30/17																																																

**Excelsior and South Bernal Areawides**

This project consists of construction of traffic calming elements to be coordinated with paving projects in the Excelsior and South Bernal Heights neighborhoods. The bulb-outs from this project have been legislated and are ready for implementation. The bulb-outs were originally scoped and contracted through FY 09/10 Traffic Calming but contractors were unable to receive NTP from DPW as a result of failing to meet paperwork requirements. As a result, these bulb-outs have been combined with two DPW paving contracts, 2269J and 2183J.

PROJECT INITIATION: August 1, 2014  
 CURRENT PROJECT PHASE: Construction

PROJECT MANAGER: Damon Curtis (415) 701-4674  
 PROJECT ENGINEER:  
 RESIDENT ENGINEER:

CONTRACTOR: Change orders to existing DPW contracts. Information for calming scope only.

CONTRACT AWARD DATE:	CONTRACT AWARD VALUE: \$569,255
NOTICE TO PROCEED:	MODIFICATIONS TO-DATE: \$0
SUBSTANTIAL COMPLETION:	TOTAL CONTRACT VALUE: \$569,255
FINAL COMPLETION:	% MODIFICATION:

ACCOMPLISHMENTS THIS PERIOD:

Bulbouts at Russia/Madrid are complete. Bulbouts at Dublin/Persia are 75% complete.

UPCOMING PROJECT MILESTONES: (3 MONTH LOOK-AHEAD)

SFPW project staff reports that construction of all remaining bulbouts at Dublin/Persia, Munich/Persia, and Crescent/Murray should be complete by the end of November 2015.

PROJECT CHALLENGES / AREAS OF CONCERN:

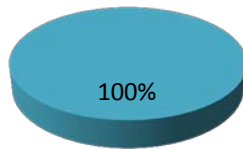
None to report.

**Excelsior and South Bernal Areawides**

PROJECT PHASE	BASELINE BUDGET	APPROVED BUDGET	ESTIMATE AT COMPLETION	BOND FUNDING	OTHER FUNDING	BOND SPENT	OTHER SPENT	BUDGET SPENT
PRE-DEVELOPMENT	\$0	\$0	\$0	\$0	\$0	\$0	\$0	-
CONCEPTUAL	\$0	\$0	\$0	\$0	\$0	\$0	\$0	-
ENVIRONMENTAL	\$0	\$0	\$0	\$0	\$0	\$0	\$0	-
DETAIL DESIGN	\$0	\$0	\$0	\$0	\$0	\$0	\$0	-
CONSTRUCTION	\$568,255	\$569,255	\$569,255	\$569,255	\$0	\$150,010	\$0	26.4%
<b>PROJECT TOTALS</b>	<b>\$568,255</b>	<b>\$569,255</b>	<b>\$569,255</b>	<b>\$569,255</b>	<b>\$0</b>	<b>\$150,010</b>	<b>\$0</b>	<b>26.4%</b>

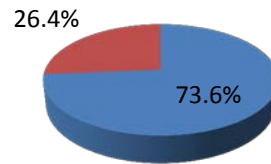
Funding Series Detail: \$0 2012B, \$569,255 2013, \$0 2014  
 Expenditure Series Detail: \$0 2012B, \$150,010 2013, \$0 2014

**Approved Budget By Phase**



- PRE-DEVELOPMENT ■ CONCEPTUAL
- ENVIRONMENTAL ■ DETAIL DESIGN
- CONSTRUCTION

**Budget Spent vs. Approved Budget Remaining**



- Remaining ■ Spent

Project Phase	Start	Finish	2014												2015												2016												2017											
			J	F	M	A	M	J	J	A	S	O	N	D	J	F	M	A	M	J	J	A	S	O	N	D	J	F	M	A	M	J	J	A	S	O	N	D	J	F	M	A	M	J	J	A	S	O	N	D
<b>PRE-DEVELOPMENT</b>																																																		
Forecast/Actual																																																		
Approved																																																		
Baseline																																																		
<b>CONCEPTUAL</b>																																																		
Forecast/Actual																																																		
Approved																																																		
Baseline																																																		
<b>ENVIRONMENTAL</b>																																																		
Forecast/Actual																																																		
Approved																																																		
Baseline																																																		
<b>DETAIL DESIGN</b>																																																		
Forecast/Actual																																																		
Approved																																																		
Baseline																																																		
<b>CONSTRUCTION</b>																																																		
Forecast/Actual	08/01/14	11/30/15																																																
Approved	04/06/15	10/31/15																																																
Baseline	04/06/15	10/31/15																																																
<b>CONTRACT CLOSEOUT</b>																																																		
Forecast/Actual	11/01/15	03/01/16																																																
Approved	11/01/15	01/31/16																																																
Baseline	11/01/15	01/31/16																																																

**Franklin Street Bulbouts**

With the approval of the Prop B Roadway and Repaving Bond (Streetscape Bond), San Francisco Public Works (SFPW) is accelerating its Franklin Street repaving work and, subsequently, is advertising a construction contract in January 2013. This presents an opportunity for SFMTA and DPW to coordinate street improvements in the corridor. The SFMTA previously prioritized the design and implementation of the SFgo infrastructure and pedestrian countdown signal conduits project in coordination with DPW's repaving efforts. The pedestrian bulbout on Franklin Street at Hayes and Turk Streets intersections would additionally complement those improvements and would significantly enhance pedestrian access and safety at those intersections.

PROJECT INITIATION:	November 1, 2012	PROJECT MANAGER:	Cathal Hennessy	(415) 701-4548
CURRENT PROJECT PHASE:	Construction	PROJECT ENGINEER:	Au Bui (DPW)	(415) 554-8283
		RESIDENT ENGINEER:	Teenchee Le	415 990-3851

CONTRACTOR: M Squared, 1278 20th Ave, Suite C, SF, CA 94122

CONTRACT AWARD DATE:	October 1, 2013	CONTRACT AWARD VALUE:	\$222,353
NOTICE TO PROCEED:	December 1, 2013	MODIFICATIONS TO-DATE:	\$0
SUBSTANTIAL COMPLETION:	December 31, 2014	TOTAL CONTRACT VALUE:	\$222,353
FINAL COMPLETION:	July 1, 2015	% MODIFICATION:	

**ACCOMPLISHMENTS THIS PERIOD:**

The contractor completed the installation of the third bulb.

**UPCOMING PROJECT MILESTONES: (3 MONTH LOOK-AHEAD)**

The contractor will complete punchlist items. Upon completion, SFPW will begin the project close out.

**PROJECT CHALLENGES / AREAS OF CONCERN:**

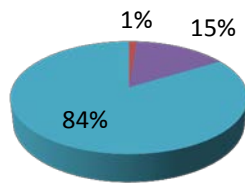
None to report.

**Franklin Street Bulbouts**

PROJECT PHASE	BASELINE BUDGET	APPROVED BUDGET	ESTIMATE AT COMPLETION	BOND FUNDING	OTHER FUNDING	BOND SPENT	OTHER SPENT	BUDGET SPENT
PRE-DEVELOPMENT	\$0	\$0	\$0	\$0	\$0	\$0	\$0	-
CONCEPTUAL	\$3,524	\$3,524	\$3,524	\$3,403	\$0	\$3,403	\$0	96.6%
ENVIRONMENTAL	\$0	\$0	\$0	\$0	\$0	\$0	\$0	-
DETAIL DESIGN	\$45,243	\$45,243	\$45,243	\$45,364	\$0	\$45,105	\$0	99.7%
CONSTRUCTION	\$250,000	\$250,000	\$250,000	\$0	\$250,000	\$0	\$83,125	33.3%
<b>PROJECT TOTALS</b>	<b>\$298,767</b>	<b>\$298,767</b>	<b>\$298,767</b>	<b>\$48,767</b>	<b>\$250,000</b>	<b>\$48,508</b>	<b>\$83,125</b>	<b>44.1%</b>

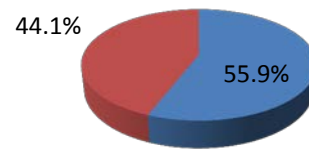
Funding Series Detail: \$48,767 2012B, \$0 2013, \$0 2014  
 Expenditure Series Detail: \$48,508 2012B, \$0 2013, \$0 2014

**Approved Budget By Phase**



- PRE-DEVELOPMENT
- CONCEPTUAL
- ENVIRONMENTAL
- DETAIL DESIGN
- CONSTRUCTION

**Budget Spent vs. Approved Budget Remaining**



- Remaining
- Spent

Project Phase	Start	Finish	2014												2015												2016												2017											
			J	F	M	A	M	J	J	A	S	O	N	D	J	F	M	A	M	J	J	A	S	O	N	D	J	F	M	A	M	J	J	A	S	O	N	D	J	F	M	A	M	J	J	A	S	O	N	D
<b>PRE-DEVELOPMENT</b>																																																		
Forecast/Actual																																																		
Approved																																																		
Baseline																																																		
<b>CONCEPTUAL</b>																																																		
Forecast/Actual	10/01/12	11/01/12																																																
Approved	10/01/12	11/01/12																																																
Baseline	10/01/12	11/01/12																																																
<b>ENVIRONMENTAL</b>																																																		
Forecast/Actual																																																		
Approved																																																		
Baseline																																																		
<b>DETAIL DESIGN</b>																																																		
Forecast/Actual	11/01/12	10/01/13																																																
Approved	11/01/12	10/01/13																																																
Baseline	11/01/12	10/01/13																																																
<b>CONSTRUCTION</b>																																																		
Forecast/Actual	01/15/14	12/31/14																																																
Approved	01/15/14	12/31/14																																																
Baseline	01/15/14	12/31/14																																																
<b>CONTRACT CLOSEOUT</b>																																																		
Forecast/Actual	12/31/14	07/01/15																																																
Approved	12/31/14	07/01/15																																																
Baseline	12/31/14	07/01/15																																																



**Geary-Gough-Peter Yorke Bulbout**

As part of the the San Francisco Public Works paving of Geary Boulevard, the SFMTA identified the intersection of Geary, Gough, and Peter Yorke as an intersection for needed pedestrian safety improvements. This intersection has one of the longest crossing distances in the city. The project designs and constructs a large bulbout on the northeast corner of Geary and Gough. It shortens the crossing distance and provides an accessible path of travel for pedestrians traveling west on the north side of Geary, approaching Gough.

To realize cost efficiencies and to accommodate the five year excavation moratorium, additional utilities work was added to the scope of the project managed by SFPW. SFMTA costs have not changed but the schedule has been extended. Note Contract Value only reflects SFMTA costs for this scope.

PROJECT INITIATION: December 1, 2012	PROJECT MANAGER: Oliver Gajda (415) 701-4467
CURRENT PROJECT PHASE: Construction	PROJECT ENGINEER: Au Bui (DPW) 4155548283
	RESIDENT ENGINEER:

CONTRACTOR: M Squared Construction Inc, 1278 20th Avenue - Suite C, SF, CA 94122	
CONTRACT AWARD DATE: January 13, 2014	CONTRACT AWARD VALUE: \$183,500
NOTICE TO PROCEED: April 7, 2014	MODIFICATIONS TO-DATE: \$0
SUBSTANTIAL COMPLETION: December 31, 2015	TOTAL CONTRACT VALUE: \$183,500
FINAL COMPLETION: December 31, 2015	% MODIFICATION:

**ACCOMPLISHMENTS THIS PERIOD:**

No Change - Utility work continues.

(The project that includes the Geary-Gough-Yorke, signal and bulb work at Gough and Fell, as well as other bulbs has begun but work for the bulbs at that intersection has not started. Underground utility work continues.)

**UPCOMING PROJECT MILESTONES: (3 MONTH LOOK-AHEAD)**

Construction slated to start after all underground utility work is completed along Gough Street.

**PROJECT CHALLENGES / AREAS OF CONCERN:**

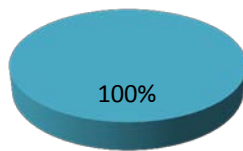
If the underground work is delayed, then so will be the curb work including the bulb for this project (currently there are no delays expected).

**Geary-Gough-Peter Yorke Bulbout**

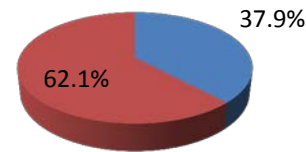
PROJECT PHASE	BASELINE BUDGET	APPROVED BUDGET	ESTIMATE AT COMPLETION	BOND FUNDING	OTHER FUNDING	BOND SPENT	OTHER SPENT	BUDGET SPENT
PRE-DEVELOPMENT	\$0	\$0	\$0	\$0	\$0	\$0	\$0	-
CONCEPTUAL	\$0	\$0	\$0	\$0	\$0	\$0	\$0	-
ENVIRONMENTAL	\$0	\$0	\$0	\$0	\$0	\$0	\$0	-
DETAIL DESIGN	\$0	\$0	\$0	\$0	\$0	\$0	\$0	-
CONSTRUCTION	\$183,500	\$183,500	\$183,500	\$183,499	\$0	\$113,866	\$0	62.1%
<b>PROJECT TOTALS</b>	<b>\$183,500</b>	<b>\$183,500</b>	<b>\$183,500</b>	<b>\$183,499</b>	<b>\$0</b>	<b>\$113,866</b>	<b>\$0</b>	<b>62.1%</b>

Funding Series Detail: \$183,499 2012B, \$0 2013, \$0 2014  
 Expenditure Series Detail: \$113,866 2012B, \$0 2013, \$0 2014

**Approved Budget By Phase**



**Budget Spent vs. Approved Budget Remaining**



- PRE-DEVELOPMENT ■ CONCEPTUAL
- ENVIRONMENTAL ■ DETAIL DESIGN
- CONSTRUCTION

- Remaining ■ Spent

Project Phase	Start	Finish	2014												2015												2016												2017											
			J	F	M	A	M	J	J	A	S	O	N	D	J	F	M	A	M	J	J	A	S	O	N	D	J	F	M	A	M	J	J	A	S	O	N	D	J	F	M	A	M	J	J	A	S	O	N	D
<b>PRE-DEVELOPMENT</b>																																																		
Forecast/Actual																																																		
Approved																																																		
Baseline																																																		
<b>CONCEPTUAL</b>																																																		
Forecast/Actual																																																		
Approved																																																		
Baseline																																																		
<b>ENVIRONMENTAL</b>																																																		
Forecast/Actual																																																		
Approved																																																		
Baseline																																																		
<b>DETAIL DESIGN</b>																																																		
Forecast/Actual																																																		
Approved																																																		
Baseline																																																		
<b>CONSTRUCTION (including DETAIL DESIGN Activities)</b>																																																		
Forecast/Actual	04/01/13	12/31/15																																																
Approved	04/01/13	06/30/15																																																
Baseline	04/01/13	06/30/14																																																
<b>CONTRACT CLOSEOUT</b>																																																		
Forecast/Actual	06/30/15	06/30/16																																																
Approved	06/30/15	12/31/15																																																
Baseline	07/01/14	12/31/15																																																

**Gough Street Pedestrian Safety Improvements**

As part of the Department of Public Works' paving of Gough Street, the SFMTA identified four intersections for pedestrian improvements. The intersections of Gough/Turk, Gough/Grove, Gough/Hayes, and Gough/Fell will have pedestrian bulbouts implemented as part of the repaving project. These bulbouts will reduce pedestrian crossing distances and improve pedestrian visibility to drivers.

To realize cost efficiencies and to accommodate the five year excavation moratorium, additional utilities work was added to the scope of the project managed by DPW. SFMTA costs have not changed but the schedule has been extended. Note contract value only reflects SFMTA costs for this scope.

PROJECT INITIATION: December 1, 2012  
 CURRENT PROJECT PHASE: Construction

PROJECT MANAGER: Oliver Gajda (415) 701-4467  
 PROJECT ENGINEER: Au Bui (DPW) (415) 554-8283  
 RESIDENT ENGINEER:

CONTRACTOR: M Squared Construction Inc, 1278 20th Avenue - Suite C, SF, CA 94122

CONTRACT AWARD DATE: January 13, 2014	CONTRACT AWARD VALUE: \$514,000
NOTICE TO PROCEED: April 7, 2014	MODIFICATIONS TO-DATE: \$0
SUBSTANTIAL COMPLETION: December 31, 2015	TOTAL CONTRACT VALUE: \$514,000
FINAL COMPLETION: December 31, 2015	% MODIFICATION:

**ACCOMPLISHMENTS THIS PERIOD:**

Utility work continues.

(Minimal construction work this quarter related to pedestrian improvements as PUC distribution work continues.)

**UPCOMING PROJECT MILESTONES: (3 MONTH LOOK-AHEAD)**

Build of actual bulbs and signal work.

Construction completion

**PROJECT CHALLENGES / AREAS OF CONCERN:**

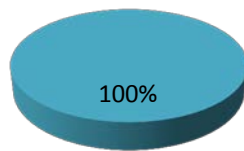
Timely completion of PUC work in order for pedestrian related improvements to begin.

**Gough Street Pedestrian Improvements**

PROJECT PHASE	BASELINE BUDGET	APPROVED BUDGET	ESTIMATE AT COMPLETION	BOND FUNDING	OTHER FUNDING	BOND SPENT	OTHER SPENT	BUDGET SPENT
PRE-DEVELOPMENT	\$0	\$0	\$0	\$0	\$0	\$0	\$0	-
CONCEPTUAL	\$0	\$0	\$0	\$0	\$0	\$0	\$0	-
ENVIRONMENTAL	\$0	\$0	\$0	\$0	\$0	\$0	\$0	-
DETAIL DESIGN	\$0	\$0	\$0	\$0	\$0	\$0	\$0	-
CONSTRUCTION	\$514,000	\$514,000	\$514,000	\$437,587	\$0	\$338,382	\$0	65.8%
<b>PROJECT TOTALS</b>	<b>\$514,000</b>	<b>\$514,000</b>	<b>\$514,000</b>	<b>\$437,587</b>	<b>\$0</b>	<b>\$338,382</b>	<b>\$0</b>	<b>65.8%</b>

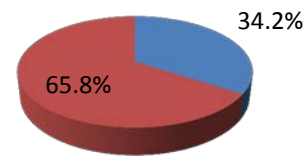
Funding Series Detail: \$0 2012B, \$437,587 2013, \$0 2014  
 Expenditure Series Detail: \$0 2012B, \$338,382 2013, \$0 2014

**Approved Budget By Phase**



- PRE-DEVELOPMENT
- ENVIRONMENTAL
- CONSTRUCTION
- CONCEPTUAL
- DETAIL DESIGN

**Budget Spent vs. Approved Budget Remaining**



- Remaining
- Spent

Project Phase	Start	Finish	2014												2015												2016												2017											
			J	F	M	A	M	J	J	A	S	O	N	D	J	F	M	A	M	J	J	A	S	O	N	D	J	F	M	A	M	J	J	A	S	O	N	D	J	F	M	A	M	J	J	A	S	O	N	D
<b>PRE-DEVELOPMENT</b>																																																		
Forecast/Actual																																																		
Approved																																																		
Baseline																																																		
<b>CONCEPTUAL</b>																																																		
Forecast/Actual																																																		
Approved																																																		
Baseline																																																		
<b>ENVIRONMENTAL</b>																																																		
Forecast/Actual																																																		
Approved																																																		
Baseline																																																		
<b>DETAIL DESIGN</b>																																																		
Forecast/Actual																																																		
Approved																																																		
Baseline																																																		
<b>CONSTRUCTION (including DETAIL DESIGN Activities)</b>																																																		
Forecast/Actual	04/01/13	12/31/15	[Gantt bar: 04/01/13 to 12/31/15]																																															
Approved	04/01/13	06/30/15	[Gantt bar: 04/01/13 to 06/30/15]																																															
Baseline	04/01/13	06/30/14	[Gantt bar: 04/01/13 to 06/30/14]																																															
<b>CONTRACT CLOSEOUT</b>																																																		
Forecast/Actual	06/30/15	03/31/16	[Gantt bar: 06/30/15 to 03/31/16]																																															
Approved	06/30/15	09/30/15	[Gantt bar: 06/30/15 to 09/30/15]																																															
Baseline	07/01/14	09/30/14	[Gantt bar: 07/01/14 to 09/30/14]																																															

**Islais Creek Phase II Improvements**

Construct a 65,000 square foot motor coach maintenance and operations building including light and heavy maintenance bays, warehouse space, operations and maintenance offices, showers, gilley room, locker rooms and training space.

PROJECT INITIATION:  
CURRENT PROJECT PHASE: **Construction**

PROJECT MANAGER: **Lisa Chow** (415)701-4310  
PROJECT ENGINEER: **Chris Nocon** (415)701-4242  
RESIDENT ENGINEER: **Victor Yuen** (415)706-1142

CONTRACTOR: **S.J. Amoroso Construction Inc.**

CONTRACT AWARD DATE: <b>June 9, 2015</b>	CONTRACT AWARD VALUE: <b>\$45,777,000</b>
NOTICE TO PROCEED: <b>September 28, 2015</b>	MODIFICATIONS TO-DATE: <b>\$0</b>
SUBSTANTIAL COMPLETION:	TOTAL CONTRACT VALUE: <b>\$45,777,000</b>
FINAL COMPLETION:	% MODIFICATION:

**ACCOMPLISHMENTS THIS PERIOD:**

Issued the Notice to Proceed. Began processing request for information and submittals from the contractor. Contractor installed their trailer on the site.

**UPCOMING PROJECT MILESTONES: (3 MONTH LOOK-AHEAD)**

Approve construction schedule and begin demolition.

**PROJECT CHALLENGES / AREAS OF CONCERN:**

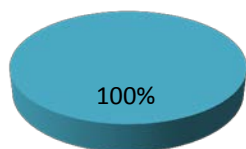
None.

**Islais Creek Phase II Improvements**

PROJECT PHASE	BASELINE BUDGET	APPROVED BUDGET	ESTIMATE AT COMPLETION	BOND FUNDING	OTHER FUNDING	BOND SPENT	OTHER SPENT	BUDGET SPENT
PRE-DEVELOPMENT	\$0	\$0	\$0	\$0	\$0	\$0	\$0	-
CONCEPTUAL	\$0	\$0	\$0	\$0	\$0	\$0	\$0	-
ENVIRONMENTAL	\$0	\$0	\$0	\$0	\$0	\$0	\$0	-
DETAIL DESIGN	\$0	\$0	\$0	\$0	\$0	\$0	\$0	-
CONSTRUCTION	\$32,000,000	\$66,259,000	\$66,322,000	\$10,000,000	\$36,178,131	\$0	\$7,062,959	10.7%
<b>PROJECT TOTALS</b>	<b>\$32,000,000</b>	<b>\$66,259,000</b>	<b>\$66,322,000</b>	<b>\$10,000,000</b>	<b>\$36,178,131</b>	<b>\$0</b>	<b>\$7,062,959</b>	<b>10.7%</b>

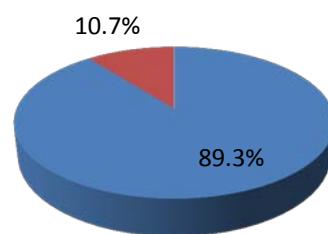
Funding Series Detail: \$0 2012B, \$3,650,000 2013, \$6,350,000 2014  
 Expenditure Series Detail: \$0 2012B, \$0 2013, \$0 2014

**Approved Budget By Phase**



- PRE-DEVELOPMENT ■ CONCEPTUAL
- ENVIRONMENTAL ■ DETAIL DESIGN
- CONSTRUCTION

**Budget Spent vs. Approved Budget Remaining**



- Remaining ■ Spent

Project Phase	Start	Finish	2014												2015												2016												2017											
			J	F	M	A	M	J	J	A	S	O	N	D	J	F	M	A	M	J	J	A	S	O	N	D	J	F	M	A	M	J	J	A	S	O	N	D	J	F	M	A	M	J	J	A	S	O	N	D
<b>PRE-DEVELOPMENT</b>																																																		
Forecast/Actual																																																		
Approved																																																		
Baseline																																																		
<b>CONCEPTUAL</b>																																																		
Forecast/Actual																																																		
Approved																																																		
Baseline																																																		
<b>ENVIRONMENTAL</b>																																																		
Forecast/Actual																																																		
Approved																																																		
Baseline																																																		
<b>DETAIL DESIGN</b>																																																		
Forecast/Actual																																																		
Approved																																																		
Baseline																																																		
<b>CONSTRUCTION</b>																																																		
Forecast/Actual	09/28/15	07/22/17																																																
Approved	03/30/15	06/30/15																																																
Baseline	03/30/15	06/30/15																																																
<b>CONTRACT CLOSEOUT</b>																																																		
Forecast/Actual	10/17/17	10/01/18																																																
Approved																																																		
Baseline																																																		

**L Taraval Track Rail & Overhead Rehabilitation**

Replace approximately 23,000 track feet of existing tie and ballast paved track along the L-Taraval from Forest Side Avenue near West Portal to La Playa with a new direct fixation track, new rails and fastening systems. Replacement of worn OCS special work, trolley wire, obsolete trolley poles and attached streetlights along the L-Taraval line west of 15th Avenue. ADA upgrades to 72 corners along the alignment, and procurement of spare parts.

PROJECT INITIATION: May 11, 2015  
 CURRENT PROJECT PHASE: Planning/Pre-Development

PROJECT MANAGER: Daniel Padilla (415) 701-5213  
 PROJECT ENGINEER: Prester Wilson (415) 701-4272  
 RESIDENT ENGINEER:

CONTRACTOR:

CONTRACT AWARD DATE:	CONTRACT AWARD VALUE:
NOTICE TO PROCEED:	MODIFICATIONS TO-DATE: \$0
SUBSTANTIAL COMPLETION:	TOTAL CONTRACT VALUE:
FINAL COMPLETION:	% MODIFICATION:

ACCOMPLISHMENTS THIS PERIOD:

Sent out Notice of Intent for the project and received utility information. Received the Taraval Street roadway survey from Public works, assigned project team, obtained scope of work from other agencies joining the project. Completed first draft of the Pre-Development Report, Continued working on refining the scope, schedule, and budget of the project and finalizing the Pre-Development Report.

UPCOMING PROJECT MILESTONES: (3 MONTH LOOK-AHEAD)

Complete Planning/Pre-Development Phase by end of Dec 2015; Kick-off Conceptual Engineering Phase in January 2016.

PROJECT CHALLENGES / AREAS OF CONCERN:

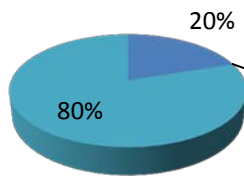
None.

**L Taraval Track Rail & Overhead Rehabilitation**

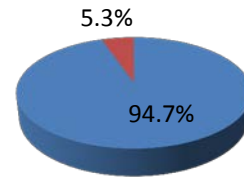
PROJECT PHASE	BASELINE BUDGET	APPROVED BUDGET	ESTIMATE AT COMPLETION	BOND FUNDING	OTHER FUNDING	BOND SPENT	OTHER SPENT	BUDGET SPENT
PRE-DEVELOPMENT	\$100,000	\$100,000	\$0	\$0	\$100,000	\$0	\$26,622	26.6%
CONCEPTUAL	\$0	\$0	\$0	\$0	\$0	\$0	\$0	-
ENVIRONMENTAL	\$0	\$0	\$0	\$0	\$0	\$0	\$0	-
DETAIL DESIGN	\$0	\$0	\$0	\$0	\$0	\$0	\$0	-
CONSTRUCTION	\$400,000	\$400,000	\$0	\$100,000	\$300,000	\$0	\$0	0.0%
<b>PROJECT TOTALS</b>	<b>\$500,000</b>	<b>\$500,000</b>	<b>\$0</b>	<b>\$100,000</b>	<b>\$400,000</b>	<b>\$0</b>	<b>\$26,622</b>	<b>5.3%</b>

Funding Series Detail: \$0 2012B, \$100,000 2013, \$0 2014  
 Expenditure Series Detail: \$0 2012B, \$0 2013, \$0 2014

**Approved Budget By Phase**



**Budget Spent vs. Approved Budget Remaining**



- PRE-DEVELOPMENT
- ENVIRONMENTAL
- CONSTRUCTION
- CONCEPTUAL
- DETAIL DESIGN

- Remaining
- Spent

Project Phase	Start	Finish	2014												2015												2016												2017											
			J	F	M	A	M	J	J	A	S	O	N	D	J	F	M	A	M	J	J	A	S	O	N	D	J	F	M	A	M	J	J	A	S	O	N	D	J	F	M	A	M	J	J	A	S	O	N	D
<b>PRE-DEVELOPMENT</b>																																																		
Forecast/Actual																																																		
Approved																																																		
Baseline																																																		
<b>CONCEPTUAL</b>																																																		
Forecast/Actual																																																		
Approved																																																		
Baseline																																																		
<b>ENVIRONMENTAL</b>																																																		
Forecast/Actual																																																		
Approved																																																		
Baseline																																																		
<b>DETAIL DESIGN</b>																																																		
Forecast/Actual																																																		
Approved																																																		
Baseline																																																		
<b>CONSTRUCTION</b>																																																		
Forecast/Actual																																																		
Approved																																																		
Baseline																																																		
<b>CONTRACT CLOSEOUT</b>																																																		
Forecast/Actual																																																		
Approved																																																		
Baseline																																																		



**Masonic Avenue Streetscape**

The Masonic Avenue Complete Streetscape project's goal is to increase safety and accessibility for all modes of travel on Masonic Avenue, from Fell Street to Geary Boulevard (an eight block segment that is about 2/3 of a mile). Masonic Ave is a major north-south arterial in San Francisco, and is also the chief bike and transit route through the area. The street is auto-dominated, and has had a high rate of pedestrian and bicycle collisions. This project will re-allocate space to calm traffic, provide dedicated space for people on bicycles, and provide pedestrian enhancements, such as median refuge islands, bus boarding islands, and sidewalk landscaping. Note: Conceptual Engineering completed as a multiple-department planning effort (SFMTA Contributed \$35,364). Project Initiation below reflects Detail Design.

PROJECT INITIATION: January 1, 2014  
 CURRENT PROJECT PHASE: Detail Design

PROJECT MANAGER: Maurice Growney (415) 701-4549  
 PROJECT ENGINEER: John DennisCristina Calderon (415) 558-4004  
 RESIDENT ENGINEER: Keanway Kyi (415) 695-2090

CONTRACTOR: TBD

CONTRACT AWARD DATE: February 1, 2016	CONTRACT AWARD VALUE: \$27,000,000
NOTICE TO PROCEED: April 1, 2016	MODIFICATIONS TO-DATE: \$0
SUBSTANTIAL COMPLETION: November 29, 2017	TOTAL CONTRACT VALUE: \$27,000,000
FINAL COMPLETION: November 29, 2017	% MODIFICATION:

**ACCOMPLISHMENTS THIS PERIOD:**

Project was advertised November 9, 2015 with bids due on December 16, 2015.  
 Drafting PUC MOU between agencies for January 2016 PUC Commission meeting (this is required for all Capital cost sharing projects the PUC is a partner).

**UPCOMING PROJECT MILESTONES: (3 MONTH LOOK-AHEAD)**

- Opening bids on December 16, 2015.
- PUC Commission meeting 4th week of January 2016.
- Award in February 2016

**PROJECT CHALLENGES / AREAS OF CONCERN:**

Cost for accommodating Muni routes is higher than expected because Operations will be charging the project the cost of re-routing the no-revenue trolleys and the cost of additional service (for 43-Masonic) to maintain headways. The estimated cost for an additional 43-Masonic coach is \$642,000. Other Muni related costs include: \$1,440,000 for re-routing of the 5/5L-Fulton, 21-Hayes and the 31-Balboa off of Masonic between Geary and Turk; and, \$733,000 for Muni electrician and supervisor support for OCS crossings at Hayes, Fulton and Turk Streets. The latter is needed during the excavations for sewer and water facilities. During construction the project may encounter underground abandoned rails from early last century that networked the City. Unanticipated additional design needs may result. The Hayes Street bus bulb had to be deleted due to a landmark tree that was overlooked during the earlier design milestones.

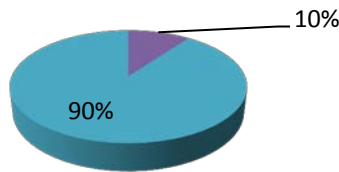
Masonic Avenue Streetscape

PROJECT PHASE	BASELINE BUDGET	APPROVED BUDGET	ESTIMATE AT COMPLETION	BOND FUNDING	OTHER FUNDING	BOND SPENT	OTHER SPENT	BUDGET SPENT
PRE-DEVELOPMENT	\$0	\$0	\$0	\$0	\$0	\$0	\$0	-
CONCEPTUAL	\$0	\$0	\$0	\$0	\$0	\$0	\$0	-
ENVIRONMENTAL	\$0	\$0	\$0	\$0	\$0	\$0	\$0	-
DETAIL DESIGN	\$2,340,000	\$3,030,786	\$3,030,786	\$3,021,058	\$185,365	\$1,747,607	\$185,365	63.8%
CONSTRUCTION	\$27,000,000	\$27,000,000	\$27,000,000	\$0	\$0	\$0	\$0	0.0%
<b>PROJECT TOTALS</b>	<b>\$29,340,000</b>	<b>\$30,030,786</b>	<b>\$30,030,786</b>	<b>\$3,021,058</b>	<b>\$185,365</b>	<b>\$1,747,607</b>	<b>\$185,365</b>	<b>6.4%</b>

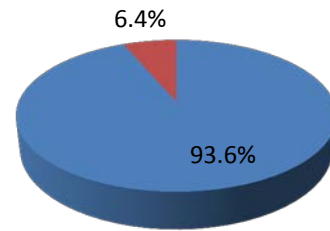
Funding Series Detail: \$0 2012B, \$3,021,058 2013, \$0 2014  
 Expenditure Series Detail: \$0 2012B, \$1,747,607 2013, \$0 2014

Budget Spent vs. Approved Budget Remaining

Approved Budget By Phase



- PRE-DEVELOPMENT ■ CONCEPTUAL
- ENVIRONMENTAL ■ DETAIL DESIGN
- CONSTRUCTION



- Remaining ■ Spent

Project Phase	Start	Finish	2014												2015												2016												2017											
			J	F	M	A	M	J	J	A	S	O	N	D	J	F	M	A	M	J	J	A	S	O	N	D	J	F	M	A	M	J	J	A	S	O	N	D	J	F	M	A	M	J	J	A	S	O	N	D
<b>PRE-DEVELOPMENT</b>																																																		
Forecast/Actual																																																		
Approved																																																		
Baseline																																																		
<b>CONCEPTUAL</b>																																																		
Forecast/Actual																																																		
Approved																																																		
Baseline																																																		
<b>ENVIRONMENTAL</b>																																																		
Forecast/Actual																																																		
Approved																																																		
Baseline																																																		
<b>DETAIL DESIGN</b>																																																		
Forecast/Actual	01/01/14	11/06/15	[Gantt chart bars for Forecast/Actual, Approved, Baseline]																																															
Approved	01/01/14	10/31/14																																																
Baseline	01/01/14	10/31/14																																																
<b>CONSTRUCTION</b>																																																		
Forecast/Actual	04/01/16	11/29/17	[Gantt chart bars for Forecast/Actual, Approved, Baseline]																																															
Approved	5/1/2016	11/29/17																																																
Baseline	05/01/16	11/29/17																																																
<b>CONTRACT CLOSEOUT</b>																																																		
Forecast/Actual	11/29/17	01/31/18	[Gantt chart bars for Forecast/Actual, Approved, Baseline]																																															
Approved	11/29/17	01/31/18																																																
Baseline	11/29/17	01/31/18																																																

**Mission and Silver Fast Track Transit Enhancements**

New Transit bulb at Mission/Silver and associated signal timing to be performed by SFMTA Sustainable Streets Signal Shops.

PROJECT INITIATION:  
CURRENT PROJECT PHASE: **Construction**

PROJECT MANAGER: **Dan Mackowski** (415) 701-5306  
PROJECT ENGINEER: **Cristina Olea** (415) 557-4722  
RESIDENT ENGINEER:

CONTRACTOR: **Precision Engineering, Inc. (PEI)**

CONTRACT AWARD DATE: <b>April 16, 2015</b>	CONTRACT AWARD VALUE: <b>\$365,000</b>
NOTICE TO PROCEED: <b>May 1, 2015</b>	MODIFICATIONS TO-DATE: <b>\$0</b>
SUBSTANTIAL COMPLETION: <b>July 1, 2015</b>	TOTAL CONTRACT VALUE: <b>\$365,000</b>
FINAL COMPLETION: <b>February 1, 2016</b>	% MODIFICATION:

ACCOMPLISHMENTS THIS PERIOD:

Construction completed

UPCOMING PROJECT MILESTONES: (3 MONTH LOOK-AHEAD)

Sustainable Streets Signal Shop to complete traffic signal retiming

PROJECT CHALLENGES / AREAS OF CONCERN:

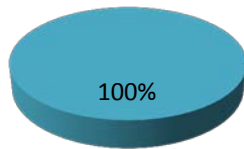
None to report

Mission and Silver Fast Track Transit Enhancements

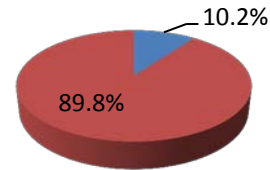
PROJECT PHASE	BASELINE BUDGET	APPROVED BUDGET	ESTIMATE AT COMPLETION	BOND FUNDING	OTHER FUNDING	BOND SPENT	OTHER SPENT	BUDGET SPENT
PRE-DEVELOPMENT	\$0	\$0	\$0	\$0	\$0	\$0	\$0	-
CONCEPTUAL	\$0	\$0	\$0	\$0	\$0	\$0	\$0	-
ENVIRONMENTAL	\$0	\$0	\$0	\$0	\$0	\$0	\$0	-
DETAIL DESIGN	\$0	\$0	\$0	\$0	\$0	\$0	\$0	-
CONSTRUCTION	\$344,000	\$344,000	\$344,000	\$344,000	\$0	\$309,000	\$0	89.8%
<b>PROJECT TOTALS</b>	<b>\$344,000</b>	<b>\$344,000</b>	<b>\$344,000</b>	<b>\$344,000</b>	<b>\$0</b>	<b>\$309,000</b>	<b>\$0</b>	<b>89.8%</b>

Funding Series Detail: \$0 2012B, \$0 2013, \$344,000 2014  
 Expenditure Series Detail: \$0 2012B, \$0 2013, \$309,000 2014

Approved Budget By Phase



Budget Spent vs. Approved Budget Remaining



- PRE-DEVELOPMENT ■ CONCEPTUAL
- ENVIRONMENTAL ■ DETAIL DESIGN
- CONSTRUCTION

- Remaining ■ Spent

Project Phase	Start	Finish	2014												2015												2016												2017											
			J	F	M	A	M	J	J	A	S	O	N	D	J	F	M	A	M	J	J	A	S	O	N	D	J	F	M	A	M	J	J	A	S	O	N	D	J	F	M	A	M	J	J	A	S	O	N	D
<b>PRE-DEVELOPMENT</b>																																																		
Forecast/Actual																																																		
Approved																																																		
Baseline																																																		
<b>CONCEPTUAL</b>																																																		
Forecast/Actual																																																		
Approved																																																		
Baseline																																																		
<b>ENVIRONMENTAL</b>																																																		
Forecast/Actual																																																		
Approved																																																		
Baseline																																																		
<b>DETAIL DESIGN</b>																																																		
Forecast/Actual																																																		
Approved																																																		
Baseline																																																		
<b>CONSTRUCTION</b>																																																		
Forecast/Actual	05/01/15	07/01/15																																																
Approved	05/01/15	07/01/15																																																
Baseline	05/01/15	07/01/15																																																
<b>CONTRACT CLOSEOUT</b>																																																		
Forecast/Actual	07/01/15	12/01/15																																																
Approved	07/01/15	12/01/15																																																
Baseline	07/01/15	12/01/15																																																

**Mission Valencia Raised Cycletrack**

This fund will pay for the construction management, meter and sign work portion of the Mission Valenca Green Gateway Project, a PUC-led green infrastructure project on Valencia Street between Cesar Chavez and Mission Street.

PROJECT INITIATION: April 1, 2013  
 CURRENT PROJECT PHASE: Construction

PROJECT MANAGER: Charlie Ream 415-701-4695  
 PROJECT ENGINEER:  
 RESIDENT ENGINEER:

CONTRACTOR:

CONTRACT AWARD DATE:	CONTRACT AWARD VALUE:
NOTICE TO PROCEED:	MODIFICATIONS TO-DATE: \$0
SUBSTANTIAL COMPLETION:	TOTAL CONTRACT VALUE:
FINAL COMPLETION:	% MODIFICATION:

ACCOMPLISHMENTS THIS PERIOD:

UPCOMING PROJECT MILESTONES: (3 MONTH LOOK-AHEAD)

NTP for the contract is expected to be issued in January/February of 2016

PROJECT CHALLENGES / AREAS OF CONCERN:

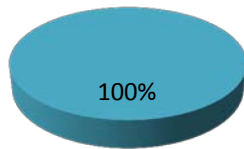
None.

**Mission Valencia Raised Cycletrack**

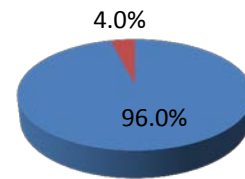
PROJECT PHASE	BASELINE BUDGET	APPROVED BUDGET	ESTIMATE AT COMPLETION	BOND FUNDING	OTHER FUNDING	BOND SPENT	OTHER SPENT	BUDGET SPENT
PRE-DEVELOPMENT	\$0	\$0	\$0	\$0	\$0	\$0	\$0	-
CONCEPTUAL	\$0	\$0	\$0	\$0	\$0	\$0	\$0	-
ENVIRONMENTAL	\$0	\$0	\$0	\$0	\$0	\$0	\$0	-
DETAIL DESIGN	\$0	\$0	\$0	\$0	\$0	\$0	\$0	-
CONSTRUCTION	\$142,066	\$142,066	\$0	\$142,066	\$0	\$5,681	\$0	4.0%
<b>PROJECT TOTALS</b>	<b>\$142,066</b>	<b>\$142,066</b>	<b>\$0</b>	<b>\$142,066</b>	<b>\$0</b>	<b>\$5,681</b>	<b>\$0</b>	<b>4.0%</b>

Funding Series Detail: \$0 2012B, \$0 2013, \$142,066 2014  
 Expenditure Series Detail: \$0 2012B, \$0 2013, \$5,681 2014

**Approved Budget By Phase**



**Budget Spent vs. Approved Budget Remaining**



- PRE-DEVELOPMENT ■ CONCEPTUAL
- ENVIRONMENTAL ■ DETAIL DESIGN
- CONSTRUCTION

- Remaining ■ Spent

Project Phase	Start	Finish	2014												2015												2016												2017											
			J	F	M	A	M	J	J	A	S	O	N	D	J	F	M	A	M	J	J	A	S	O	N	D	J	F	M	A	M	J	J	A	S	O	N	D	J	F	M	A	M	J	J	A	S	O	N	D
<b>PRE-DEVELOPMENT</b>																																																		
Forecast/Actual																																																		
Approved																																																		
Baseline																																																		
<b>CONCEPTUAL</b>																																																		
Forecast/Actual																																																		
Approved																																																		
Baseline																																																		
<b>ENVIRONMENTAL</b>																																																		
Forecast/Actual																																																		
Approved																																																		
Baseline																																																		
<b>DETAIL DESIGN</b>																																																		
Forecast/Actual																																																		
Approved																																																		
Baseline																																																		
<b>CONSTRUCTION</b>																																																		
Forecast/Actual	02/01/16	02/28/17																																																
Approved																																																		
Baseline																																																		
<b>CONTRACT CLOSEOUT</b>																																																		
Forecast/Actual																																																		
Approved																																																		
Baseline																																																		

**Muni Green Center Roof Rehabilitation**

Replace the Main Shop Building roof, install new rooftop HVAC equipment, and remove abandoned HVAC equipment and associated components.

PROJECT INITIATION: June 1, 2009  
 CURRENT PROJECT PHASE: Completed

PROJECT MANAGER: Kenny Ngan (415) 701-5489  
 PROJECT ENGINEER: Matthew Fong (415) 701-4340  
 RESIDENT ENGINEER: Victor Yuen (415) 706-1142

CONTRACTOR: Pioneer Contractors, Inc., 1485 Armstrong Avenue, San Francisco, CA 94124

CONTRACT AWARD DATE: January 15, 2013	CONTRACT AWARD VALUE: \$4,301,800
NOTICE TO PROCEED: April 1, 2013	MODIFICATIONS TO-DATE: \$739,370
SUBSTANTIAL COMPLETION: August 1, 2014	TOTAL CONTRACT VALUE: \$5,041,170
FINAL COMPLETION: May 1, 2015	% MODIFICATION:

**ACCOMPLISHMENTS THIS PERIOD:**

No further reporting; project closed out.

**UPCOMING PROJECT MILESTONES: (3 MONTH LOOK-AHEAD)**

No further reporting; project closed out.

**PROJECT CHALLENGES / AREAS OF CONCERN:**

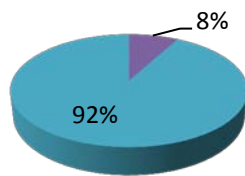
No further reporting; project closed out.

**Muni Green Center Roof Rehabilitation**

PROJECT PHASE	BASILINE BUDGET	APPROVED BUDGET	ESTIMATE AT COMPLETION	BOND FUNDING	OTHER FUNDING	BOND SPENT	OTHER SPENT	BUDGET SPENT
PRE-DEVELOPMENT	\$0	\$0	\$0	\$0	\$0	\$0	\$0	-
CONCEPTUAL	\$0	\$0	\$0	\$0	\$0	\$0	\$0	-
ENVIRONMENTAL	\$0	\$0	\$0	\$0	\$0	\$0	\$0	-
DETAIL DESIGN	\$607,628	\$549,769	\$542,076	\$349,540	\$200,000	\$344,915	\$197,161	98.6%
CONSTRUCTION	\$4,692,372	\$6,287,422	\$5,885,303	\$5,890,034	\$351,000	\$5,878,055	\$265,058	97.7%
<b>PROJECT TOTALS</b>	<b>\$5,300,000</b>	<b>\$6,837,191</b>	<b>\$6,427,379</b>	<b>\$6,239,574</b>	<b>\$551,000</b>	<b>\$6,222,970</b>	<b>\$462,219</b>	<b>97.8%</b>

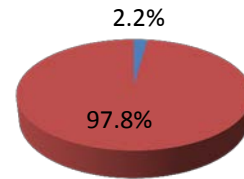
Funding Series Detail: \$6,239,574 2012B, \$0 2013, \$0 2014  
 Expenditure Series Detail: \$6,222,970 2012B, \$0 2013, \$0 2014

**Approved Budget By Phase**



- PRE-DEVELOPMENT
- ENVIRONMENTAL
- CONSTRUCTION
- CONCEPTUAL
- DETAIL DESIGN

**Budget Spent vs. Approved Budget Remaining**



- Remaining
- Spent

Project Phase	Start	Finish	2014												2015												2016												2017											
			J	F	M	A	M	J	J	A	S	O	N	D	J	F	M	A	M	J	J	A	S	O	N	D	J	F	M	A	M	J	J	A	S	O	N	D	J	F	M	A	M	J	J	A	S	O	N	D
<b>PRE-DEVELOPMENT</b>																																																		
Forecast/Actual																																																		
Approved																																																		
Baseline																																																		
<b>CONCEPTUAL</b>																																																		
Forecast/Actual																																																		
Approved																																																		
Baseline																																																		
<b>ENVIRONMENTAL</b>																																																		
Forecast/Actual																																																		
Approved																																																		
Baseline																																																		
<b>DETAIL DESIGN</b>																																																		
Forecast/Actual	05/02/12	03/31/13																																																
Approved	05/02/12	03/31/13																																																
Baseline	05/02/12	11/30/12																																																
<b>CONSTRUCTION</b>																																																		
Forecast/Actual	04/01/13	08/01/14																																																
Approved	04/01/13	12/01/13																																																
Baseline	12/01/12	06/29/13																																																
<b>CONTRACT CLOSEOUT</b>																																																		
Forecast/Actual	11/02/15	12/01/16																																																
Approved	11/02/15	12/01/16																																																
Baseline	11/02/15	12/01/16																																																



**Muni Metro Sunset Tunnel Rail Rehabilitation**

Upgrade and reconstruct aging N-Line railway infrastructure in the Sunset Tunnel, which includes replacing track work, overhead contact system components, feeder cables, the curve signal system, and firefighting standpipe components; cleaning drain lines; and adding conduit for a future emergency bluelight telephone system.

Additional scope has been identified to address the findings from the Tunnel Seismic Vulnerability Study Report dated February 29, 2012. Scope elements include obtaining a geotechnical report evaluating the portal walls for earthquake loading and incorporating any resulting design requirements, such as a foundation retrofit, into the Final Design package.

PROJECT INITIATION: May 11, 2012  
 CURRENT PROJECT PHASE: Construction

PROJECT MANAGER: Tess Kavanagh (415) 701-4212  
 PROJECT ENGINEER: Mark Rudnicki (415) 701-4243  
 RESIDENT ENGINEER:

CONTRACTOR: Proven Management Inc., 712 Sansome Street, San Francisco, CA 94111

CONTRACT AWARD DATE: January 21, 2014	CONTRACT AWARD VALUE: \$16,123,600
NOTICE TO PROCEED: April 21, 2014	MODIFICATIONS TO-DATE: \$0
SUBSTANTIAL COMPLETION: May 1, 2016	TOTAL CONTRACT VALUE: \$16,123,600
FINAL COMPLETION: July 30, 2016	% MODIFICATION:

ACCOMPLISHMENTS THIS PERIOD:

Shutdown #11 was completed in October 2015.

UPCOMING PROJECT MILESTONES: (3 MONTH LOOK-AHEAD)

Complete remaining six shutdowns.

PROJECT CHALLENGES / AREAS OF CONCERN:

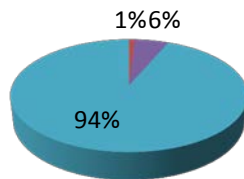
Shutdown scheduling challenges continue as both SFMTA and contractor staff and resources are stretched to capacity due to numerous agency projects underway. Team working with Operations to identify and plan remaining shutdowns in order to complete work by May 2016.

**Muni Metro Sunset Tunnel Rail Rehabilitation**

PROJECT PHASE	BASELINE BUDGET	APPROVED BUDGET	ESTIMATE AT COMPLETION	BOND FUNDING	OTHER FUNDING	BOND SPENT	OTHER SPENT	BUDGET SPENT
PRE-DEVELOPMENT	\$0	\$0	\$0	\$0	\$0	\$0	\$0	-
CONCEPTUAL	\$200,000	\$275,544	\$275,544	\$0	\$275,544	\$0	\$275,544	100.0%
ENVIRONMENTAL	\$0	\$0	\$0	\$0	\$0	\$0	\$0	-
DETAIL DESIGN	\$2,100,000	\$1,628,480	\$1,215,945	\$900,000	\$453,804	\$1,920,660	\$311,233	137.1%
CONSTRUCTION	\$29,700,000	\$27,700,000	\$24,700,000	\$8,775,035	\$16,708,676	\$5,684,851	\$7,247,836	46.7%
<b>PROJECT TOTALS</b>	<b>\$32,000,000</b>	<b>\$29,604,024</b>	<b>\$26,191,489</b>	<b>\$9,675,035</b>	<b>\$17,438,024</b>	<b>\$7,605,511</b>	<b>\$7,834,613</b>	<b>52.2%</b>

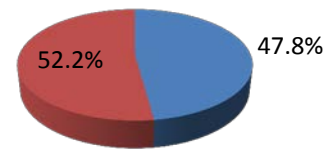
Funding Series Detail: \$2,175,035 2012B, \$7,500,000 2013, \$0 2014  
 Expenditure Series Detail: \$1,869,863 2012B, \$5,735,648 2013, \$0 2014

**Approved Budget By Phase**



- PRE-DEVELOPMENT
- CONCEPTUAL
- ENVIRONMENTAL
- DETAIL DESIGN
- CONSTRUCTION

**Budget Spent vs. Approved Budget Remaining**



- Remaining
- Spent

Project Phase	Start	Finish	2014												2015												2016												2017											
			J	F	M	A	M	J	J	A	S	O	N	D	J	F	M	A	M	J	J	A	S	O	N	D	J	F	M	A	M	J	J	A	S	O	N	D	J	F	M	A	M	J	J	A	S	O	N	D
<b>PRE-DEVELOPMENT</b>																																																		
Forecast/Actual																																																		
Approved																																																		
Baseline																																																		
<b>CONCEPTUAL</b>																																																		
Forecast/Actual	05/01/12	10/29/12																																																
Approved	05/01/12	10/29/12																																																
Baseline	05/01/12	10/29/12																																																
<b>ENVIRONMENTAL</b>																																																		
Forecast/Actual																																																		
Approved																																																		
Baseline																																																		
<b>DETAIL DESIGN</b>																																																		
Forecast/Actual	10/30/12	04/20/14																																																
Approved	10/30/12	08/26/13																																																
Baseline	10/30/12	08/26/13																																																
<b>CONSTRUCTION</b>																																																		
Forecast/Actual	04/21/14	11/01/15																																																
Approved	04/21/14	05/16/15																																																
Baseline	08/27/13	10/20/14																																																
<b>CONTRACT CLOSEOUT</b>																																																		
Forecast/Actual	11/02/15	02/01/15																																																
Approved	05/17/15	08/11/15																																																
Baseline	10/21/14	01/19/15																																																

**Muni Metro Turnback Rail Rehabilitation**

Replace all worn rail from Folsom Portal to Embarcadero Station, totaling approximately 3,600 linear feet (LF) of running rail and 1,060 LF of guard rail. In addition, replacement of one corroded fire suppression deluge valve (with associated trim) as well as the refurbishment of five deluge access panels will be completed. As part of the deluge valve replacement, all safety protocols by the SFFD and NFPA 13 will be followed, including a fire watch during the system shutdown period and a full test of the deluge system in the presence of the SFFD following the valve replacement.

PROJECT INITIATION: March 5, 2012  
 CURRENT PROJECT PHASE: Complete

PROJECT MANAGER: Kenny Ngan (415) 701-5489  
 PROJECT ENGINEER: Sandy Ng (415) 701-4231  
 RESIDENT ENGINEER: Victor Yuen (415) 706-1142

CONTRACTOR: NTK Construction, Inc., 501 Cesar Chavez, Suite 123, San Francisco, CA 94124

CONTRACT AWARD DATE: February 1, 2013	CONTRACT AWARD VALUE: \$800,400
NOTICE TO PROCEED: March 5, 2013	MODIFICATIONS TO-DATE: \$0
SUBSTANTIAL COMPLETION: September 1, 2013	TOTAL CONTRACT VALUE: \$800,400
FINAL COMPLETION: October 31, 2013	% MODIFICATION:

ACCOMPLISHMENTS THIS PERIOD:

No further reporting; project closed out.

UPCOMING PROJECT MILESTONES: (3 MONTH LOOK-AHEAD)

No further reporting; project closed out.

PROJECT CHALLENGES / AREAS OF CONCERN:

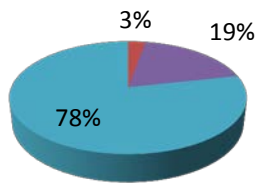
No further reporting; project closed out.

**Muni Metro Turnback Rail Rehabilitation**

PROJECT PHASE	BASILINE BUDGET	APPROVED BUDGET	ESTIMATE AT COMPLETION	BOND FUNDING	OTHER FUNDING	BOND SPENT	OTHER SPENT	BUDGET SPENT
PRE-DEVELOPMENT	\$0	\$0	\$0	\$0	\$0	\$0	\$0	-
CONCEPTUAL	\$90,000	\$90,000	\$42,477	\$0	\$42,477	\$0	\$42,477	47.2%
ENVIRONMENTAL	\$0	\$0	\$0	\$0	\$0	\$0	\$0	-
DETAIL DESIGN	\$590,000	\$590,000	\$144,226	\$89,504	\$54,722	\$89,504	\$54,722	24.4%
CONSTRUCTION	\$2,920,000	\$2,476,190	\$1,545,862	\$1,545,862	\$0	\$1,545,862	\$0	62.4%
<b>PROJECT TOTALS</b>	<b>\$3,600,000</b>	<b>\$3,156,190</b>	<b>\$1,732,565</b>	<b>\$1,635,366</b>	<b>\$97,199</b>	<b>\$1,635,366</b>	<b>\$97,199</b>	<b>54.9%</b>

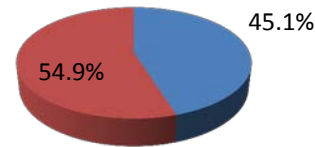
Funding Series Detail: \$1,635,366 2012B, \$0 2013, \$0 2014  
 Expenditure Series Detail: \$1,635,366 2012B, \$0 2013, \$0 2014

**Approved Budget By Phase**



- PRE-DEVELOPMENT
- CONCEPTUAL
- ENVIRONMENTAL
- DETAIL DESIGN
- CONSTRUCTION

**Budget Spent vs. Approved Budget Remaining**



- Remaining
- Spent

Project Phase	Start	Finish	2014												2015												2016												2017											
			J	F	M	A	M	J	J	A	S	O	N	D	J	F	M	A	M	J	J	A	S	O	N	D	J	F	M	A	M	J	J	A	S	O	N	D	J	F	M	A	M	J	J	A	S	O	N	D
<b>PRE-DEVELOPMENT</b>																																																		
Forecast/Actual																																																		
Approved																																																		
Baseline																																																		
<b>CONCEPTUAL</b>																																																		
Forecast/Actual	03/05/12	05/01/12																																																
Approved	03/05/12	07/01/12																																																
Baseline	03/05/12	07/01/12																																																
<b>ENVIRONMENTAL</b>																																																		
Forecast/Actual																																																		
Approved																																																		
Baseline																																																		
<b>DETAIL DESIGN</b>																																																		
Forecast/Actual	05/02/12	03/04/13																																																
Approved	07/02/12	03/15/13																																																
Baseline	07/02/12	03/15/13																																																
<b>CONSTRUCTION</b>																																																		
Forecast/Actual	03/05/13	09/01/13																																																
Approved	03/16/13	12/01/13																																																
Baseline	03/16/13	12/01/13																																																
<b>CONTRACT CLOSEOUT</b>																																																		
Forecast/Actual	09/02/13	10/31/13																																																
Approved	12/02/13	04/01/14																																																
Baseline	12/02/13	04/01/14																																																

**Muni Metro Turnback Water Intrusion Mitigation**

Mitigate water intrusion within the Muni Metro Turnback box structure area, including grouting cracks with epoxy, cleaning and clearing drainage system, replacing water diversion channels, and cleaning and applying epoxy to corroded conduits.

PROJECT INITIATION: March 5, 2012  
 CURRENT PROJECT PHASE: Complete

PROJECT MANAGER: Kenny Ngan (415) 701-5489  
 PROJECT ENGINEER: Joseph Nguyen (415) 701-4262  
 RESIDENT ENGINEER:

CONTRACTOR: SFMTA Job Order Contract (JOC)

CONTRACT AWARD DATE: December 19, 2012  
 NOTICE TO PROCEED: December 19, 2012  
 SUBSTANTIAL COMPLETION: June 15, 2013  
 FINAL COMPLETION: November 1, 2013

CONTRACT AWARD VALUE: \$203,054  
 MODIFICATIONS TO-DATE: \$0  
 TOTAL CONTRACT VALUE: \$203,054  
 % MODIFICATION:

ACCOMPLISHMENTS THIS PERIOD:

No further reporting; project closed out.

UPCOMING PROJECT MILESTONES: (3 MONTH LOOK-AHEAD)

No further reporting; project closed out.

PROJECT CHALLENGES / AREAS OF CONCERN:

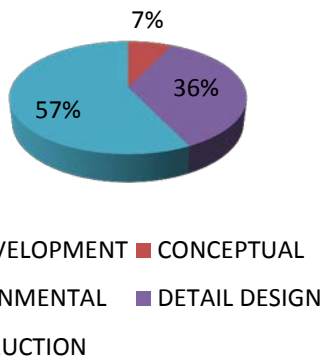
No further reporting; project closed out.

**Muni Metro Turnback Water Intrusion Mitigation**

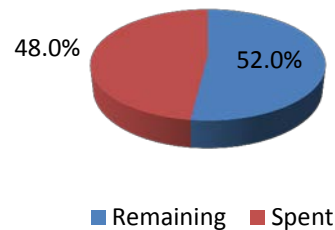
PROJECT PHASE	BASELINE BUDGET	APPROVED BUDGET	ESTIMATE AT COMPLETION	BOND FUNDING	OTHER FUNDING	BOND SPENT	OTHER SPENT	BUDGET SPENT
PRE-DEVELOPMENT	\$0	\$0	\$0	\$0	\$0	\$0	\$0	-
CONCEPTUAL	\$105,000	\$105,000	\$134,968	\$0	\$134,968	\$0	\$134,968	128.5%
ENVIRONMENTAL	\$0	\$0	\$0	\$0	\$0	\$0	\$0	-
DETAIL DESIGN	\$515,000	\$515,000	\$98,852	\$0	\$98,851	\$0	\$98,851	19.2%
CONSTRUCTION	\$829,054	\$829,054	\$462,112	\$462,112	\$0	\$462,112	\$0	55.7%
<b>PROJECT TOTALS</b>	<b>\$1,449,054</b>	<b>\$1,449,054</b>	<b>\$695,932</b>	<b>\$462,112</b>	<b>\$233,819</b>	<b>\$462,112</b>	<b>\$233,819</b>	<b>48.0%</b>

Funding Series Detail: \$462,112 2012B, \$0 2013, \$0 2014  
 Expenditure Series Detail: \$462,112 2012B, \$0 2013, \$0 2014

**Approved Budget By Phase**



**Budget Spent vs. Approved Budget Remaining**



Project Phase	Start	Finish	2014												2015												2016												2017											
			J	F	M	A	M	J	J	A	S	O	N	D	J	F	M	A	M	J	J	A	S	O	N	D	J	F	M	A	M	J	J	A	S	O	N	D	J	F	M	A	M	J	J	A	S	O	N	D
<b>PRE-DEVELOPMENT</b>																																																		
Forecast/Actual																																																		
Approved																																																		
Baseline																																																		
<b>CONCEPTUAL</b>																																																		
Forecast/Actual	03/05/12	05/01/12																																																
Approved	03/05/12	07/01/12																																																
Baseline	03/05/12	07/01/12																																																
<b>ENVIRONMENTAL</b>																																																		
Forecast/Actual																																																		
Approved																																																		
Baseline																																																		
<b>DETAIL DESIGN</b>																																																		
Forecast/Actual	05/02/12	12/18/12																																																
Approved	07/02/12	12/18/12																																																
Baseline	07/02/12	11/15/12																																																
<b>CONSTRUCTION</b>																																																		
Forecast/Actual	12/19/12	06/15/13																																																
Approved	12/19/12	11/01/13																																																
Baseline	12/15/12	11/01/13																																																
<b>CONTRACT CLOSEOUT</b>																																																		
Forecast/Actual	06/16/15	11/01/13																																																
Approved	11/02/13	01/01/14																																																
Baseline	11/02/13	01/01/14																																																

**Muni Metro Twin Peaks Tunnel Rail Replacement**

Replace track-work from West Portal to west of Castro Station, replace the single track crossover between West Portal and Forest Hill Stations, replace track turnouts and approximately 100 feet of track-work on each shoofly track at the old Eureka Station, replace switch machines and track switch controllers and make seismic improvements to the tunnel.

PROJECT INITIATION: January 2, 2013  
 CURRENT PROJECT PHASE: Detail Design

PROJECT MANAGER: David Greenaway (415) 701-4237  
 PROJECT ENGINEER: Prester Wilson (415) 701-4272  
 RESIDENT ENGINEER:

CONTRACTOR: TBD

CONTRACT AWARD DATE: TBD	CONTRACT AWARD VALUE: \$33,875,250
NOTICE TO PROCEED: January 20, 2016	MODIFICATIONS TO-DATE: \$0
SUBSTANTIAL COMPLETION: February 23, 2017	TOTAL CONTRACT VALUE: \$33,875,250
FINAL COMPLETION: May 24, 2017	% MODIFICATION:

ACCOMPLISHMENTS THIS PERIOD:

- Responded to construction bidders questions.
- Issued addenda as required.
- Performed nighttime site visit in tunnel for bidders.
- Opened construction bids.
- Analyzed bid protest received.

UPCOMING PROJECT MILESTONES: (3 MONTH LOOK-AHEAD)

- Prepare Calendar Item to Award the construction contract.
- Award the construction contract.

PROJECT CHALLENGES / AREAS OF CONCERN:

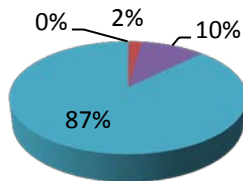
The tunnel shutdowns required to perform the work will have a major impact on Transit Operations. Continue to work with Transit Scheduling and Operations regarding bus substitutions to minimize impacts to the public.

**Muni Metro Twin Peaks Tunnel Rail Replacement**

PROJECT PHASE	BASILINE BUDGET	APPROVED BUDGET	ESTIMATE AT COMPLETION	BOND FUNDING	OTHER FUNDING	BOND SPENT	OTHER SPENT	BUDGET SPENT
PRE-DEVELOPMENT	\$50,000	\$50,000	\$73,920	\$0	\$73,920	\$0	\$73,920	147.8%
CONCEPTUAL	\$997,920	\$997,920	\$639,275	\$0	\$645,538	\$0	\$639,275	64.1%
ENVIRONMENTAL	\$0	\$0	\$0	\$0	\$0	\$0	\$0	-
DETAIL DESIGN	\$4,866,780	\$4,866,780	\$2,845,406	\$2,754,780	\$0	\$2,443,942	\$0	50.2%
CONSTRUCTION	\$40,965,300	\$40,965,300	\$40,965,300	\$0	\$0	\$0	\$0	0.0%
<b>PROJECT TOTALS</b>	<b>\$46,880,000</b>	<b>\$46,880,000</b>	<b>\$44,523,901</b>	<b>\$2,754,780</b>	<b>\$719,458</b>	<b>\$2,443,942</b>	<b>\$713,195</b>	<b>6.7%</b>

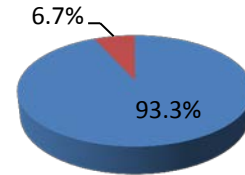
Funding Series Detail: \$0 2012B, \$2,754,780 2013, \$0 2014  
 Expenditure Series Detail: \$0 2012B, \$2,443,942 2013, \$0 2014

**Approved Budget By Phase**



- PRE-DEVELOPMENT
- CONCEPTUAL
- ENVIRONMENTAL
- DETAIL DESIGN
- CONSTRUCTION

**Budget Spent vs. Approved Budget Remaining**



- Remaining
- Spent

Project Phase	Start	Finish	2014												2015												2016												2017											
			J	F	M	A	M	J	J	A	S	O	N	D	J	F	M	A	M	J	J	A	S	O	N	D	J	F	M	A	M	J	J	A	S	O	N	D	J	F	M	A	M	J	J	A	S	O	N	D
<b>PRE-DEVELOPMENT</b>																																																		
Forecast/Actual																																																		
Approved																																																		
Baseline																																																		
<b>CONCEPTUAL</b>																																																		
Forecast/Actual	02/01/13	03/31/13																																																
Approved	02/01/13	03/31/13																																																
Baseline	02/01/13	03/31/13																																																
<b>ENVIRONMENTAL</b>																																																		
Forecast/Actual																																																		
Approved																																																		
Baseline																																																		
<b>DETAIL DESIGN</b>																																																		
Forecast/Actual	09/02/13	01/20/16																																																
Approved	09/02/13	10/30/15																																																
Baseline	08/02/13	08/01/14																																																
<b>CONSTRUCTION</b>																																																		
Forecast/Actual	01/20/16	02/23/17																																																
Approved	10/31/15	10/30/16																																																
Baseline	08/02/14	08/01/15																																																
<b>CONTRACT CLOSEOUT</b>																																																		
Forecast/Actual	02/23/17	05/24/17																																																
Approved	10/31/16	02/28/17																																																
Baseline	08/02/15	11/30/15																																																



**Operator Restrooms (Operator Convenience Facilities Phase I)**

Design and construct a minimum of six operator convenience facilities at various locations in the city.

Note: Contract Award Date represents the date of the purchase order for the pre-fabricated units. Contract Award Value represents the cost to purchase units and install.

PROJECT INITIATION: February 15, 2009  
 CURRENT PROJECT PHASE: Construction

PROJECT MANAGER: Robert Mau (415) 701-4509  
 PROJECT ENGINEER: Robert Mau (415) 701-4509  
 RESIDENT ENGINEER:

CONTRACTOR: SFMTA Job Order Contract (JOC)

CONTRACT AWARD DATE: December 21, 2012	CONTRACT AWARD VALUE: \$1,143,000
NOTICE TO PROCEED: December 26, 2012	MODIFICATIONS TO-DATE: \$0
SUBSTANTIAL COMPLETION: December 31, 2015	TOTAL CONTRACT VALUE: \$1,143,000
FINAL COMPLETION: January 31, 2016	% MODIFICATION:

**ACCOMPLISHMENTS THIS PERIOD:**

Micro LBE contract completed for the Potrero & 25th restroom in April 2015. Contract closed; facility accepted and opened for use.  
 Using SFPW Job Order Contracting (JOC) fourth restroom unit installed at 48th & Ortega in June 2015. Contract closed; facility is accepted and opened for use.  
 For Bowley & Lincoln site, Solar system, concrete foundation and water connections are completed.

**UPCOMING PROJECT MILESTONES: (3 MONTH LOOK-AHEAD)**

Complete construction at 32nd & Geary site  
  
 Complete construction at Bowley & Lincoln site.

**PROJECT CHALLENGES / AREAS OF CONCERN:**

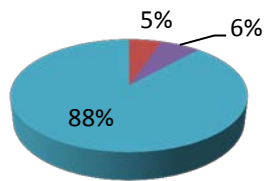
None to report

**Operator Restrooms (Operator Convenience Facilities Phase I)**

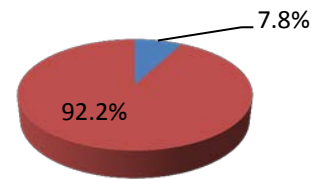
PROJECT PHASE	BASELINE BUDGET	APPROVED BUDGET	ESTIMATE AT COMPLETION	BOND FUNDING	OTHER FUNDING	BOND SPENT	OTHER SPENT	BUDGET SPENT
PRE-DEVELOPMENT	\$0	\$0	\$0	\$0	\$0	\$0	\$0	-
CONCEPTUAL	\$170,000	\$169,352	\$169,352	\$0	\$169,352	\$0	\$169,352	100.0%
ENVIRONMENTAL	\$0	\$0	\$0	\$0	\$0	\$0	\$0	-
DETAIL DESIGN	\$765,000	\$205,125	\$205,125	\$0	\$205,125	\$0	\$205,125	100.0%
CONSTRUCTION	\$900,000	\$2,808,662	\$2,447,691	\$1,554,080	\$1,510,582	\$1,049,561	\$1,510,582	91.2%
<b>PROJECT TOTALS</b>	<b>\$1,835,000</b>	<b>\$3,183,139</b>	<b>\$2,822,168</b>	<b>\$1,554,080</b>	<b>\$1,885,059</b>	<b>\$1,049,561</b>	<b>\$1,885,059</b>	<b>92.2%</b>

Funding Series Detail: \$0 2012B, \$1,554,080 2013, \$0 2014  
 Expenditure Series Detail: \$0 2012B, \$1,049,561 2013, \$0 2014

**Approved Budget By Phase**



**Budget Spent vs. Approved Budget Remaining**



- PRE-DEVELOPMENT ■ CONCEPTUAL
- ENVIRONMENTAL ■ DETAIL DESIGN
- CONSTRUCTION

- Remaining ■ Spent

Project Phase	Start	Finish	2014												2015												2016												2017											
			J	F	M	A	M	J	J	A	S	O	N	D	J	F	M	A	M	J	J	A	S	O	N	D	J	F	M	A	M	J	J	A	S	O	N	D	J	F	M	A	M	J	J	A	S	O	N	D
<b>PRE-DEVELOPMENT</b>																																																		
Forecast/Actual																																																		
Approved																																																		
Baseline																																																		
<b>CONCEPTUAL</b>																																																		
Forecast/Actual	05/01/10	03/01/11																																																
Approved	05/01/10	03/01/11																																																
Baseline	05/01/10	03/01/11																																																
<b>ENVIRONMENTAL</b>																																																		
Forecast/Actual																																																		
Approved																																																		
Baseline																																																		
<b>DETAIL DESIGN</b>																																																		
Forecast/Actual	08/01/12	02/02/14																																																
Approved	08/01/12	02/02/14																																																
Baseline	08/01/12	11/30/13																																																
<b>CONSTRUCTION</b>																																																		
Forecast/Actual	02/03/14	12/31/15																																																
Approved	02/03/14	09/11/15																																																
Baseline	11/30/13	02/29/16																																																
<b>CONTRACT CLOSEOUT</b>																																																		
Forecast/Actual	01/01/16	01/31/16																																																
Approved	09/12/15	01/10/16																																																
Baseline	03/01/16	09/01/16																																																

**Operator Restrooms (Operator Convenience Facilities Phase II)**

Design and construct a minimum of nine operator convenience facilities at various locations in the city.

PROJECT INITIATION: August 1, 2014  
 CURRENT PROJECT PHASE: Conceptual / Detail Design

PROJECT MANAGER: Robert Mau (415) 701-4509  
 PROJECT ENGINEER: Edison Cayabyab (415) 749-2478  
 RESIDENT ENGINEER:

CONTRACTOR: TBD

CONTRACT AWARD DATE: February 1, 2016	CONTRACT AWARD VALUE: \$2,400,000
NOTICE TO PROCEED: April 1, 2016	MODIFICATIONS TO-DATE: \$0
SUBSTANTIAL COMPLETION: November 30, 2017	TOTAL CONTRACT VALUE: \$2,400,000
FINAL COMPLETION: December 31, 2017	% MODIFICATION:

**ACCOMPLISHMENTS THIS PERIOD:**

Project includes 9 sites at various stages of design and approvals:

1. 19th & Buckingham: Project site moved to intersection of 20th & Buckingham. Project site is awaiting for SFPW's Major Encroachment Permit approval.
2. BART Daly City: Received BART building permit. Daly City Engineering provided comments on the utility design; project team is updating the design package.
3. Sunnydale/McLaren: Major Encroachment application submitted to SFPW in August 2015. Project site is awaiting for SFPW's Major Encroachment Permit approval.
4. Parkridge & Buckingham: Major Encroachment application submitted to SFPW in August 2015. Project site is awaiting for SFPW's Major Encroachment Permit approval. A topographic survey was conducted at the site; project team started detail design.
5. 48th & Rivera: Project team met with Supervisor Tang to reconsider the original site at 48th & Rivera. Per Supervisor Tang's request, project team will conduct additional public meeting in December 2015.
6. Fulton & 6th: Revised site location and preparing site rendering for public outreach and Arts Commission's review.
7. Townsend & Fourth: New location identified at 4th & Townsend. Service Planning approved the proposed site across from Caltrain station.
8. Mission Bay Loop: Project team will consider replacing Mission Bay Loop site with a new site at North Point & Van Ness Ave.
9. Top of the Hill Daly City: Team negotiated with property owners at 6232 Mission to allow installation of a restroom unit in property parking lot. Lease agreement signed in September 2015. Building permit application submitted to Daly City in September 2015. Daly City provided comments on the design package, project team is revising the prefab unit to meet the fire rating requirements.

**UPCOMING PROJECT MILESTONES: (3 MONTH LOOK-AHEAD)**

- Start construction at Daly City sites
- Issue Draft CER ; Obtain Major Encroachment Permits for 3 sites.
- Continue public outreach activities for numerous sites

**PROJECT CHALLENGES / AREAS OF CONCERN:**

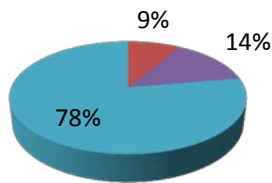
None to report.

**Operator Restrooms (Operator Convenience Facilities Phase II)**

PROJECT PHASE	BASELINE BUDGET	APPROVED BUDGET	ESTIMATE AT COMPLETION	BOND FUNDING	OTHER FUNDING	BOND SPENT	OTHER SPENT	BUDGET SPENT
PRE-DEVELOPMENT	\$0	\$0	\$0	\$0	\$0	\$0	\$0	-
CONCEPTUAL	\$445,000	\$445,000	\$445,000	\$445,000	\$0	\$379,292	\$0	85.2%
ENVIRONMENTAL	\$0	\$0	\$0	\$0	\$0	\$0	\$0	-
DETAIL DESIGN	\$705,000	\$705,000	\$705,000	\$0	\$0	\$0	\$0	0.0%
CONSTRUCTION	\$4,000,000	\$4,000,000	\$4,000,000	\$3,500,000	\$0	\$4,374	\$0	0.1%
<b>PROJECT TOTALS</b>	<b>\$5,150,000</b>	<b>\$5,150,000</b>	<b>\$5,150,000</b>	<b>\$3,945,000</b>	<b>\$0</b>	<b>\$383,666</b>	<b>\$0</b>	<b>7.4%</b>

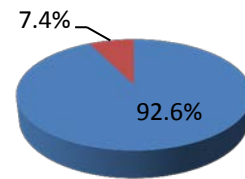
Funding Series Detail: \$0 2012B, \$927,569 2013, \$3,017,431 2014  
 Expenditure Series Detail: \$0 2012B, \$379,292 2013, \$4,374 2014

**Approved Budget By Phase**



- PRE-DEVELOPMENT
- CONCEPTUAL
- ENVIRONMENTAL
- DETAIL DESIGN
- CONSTRUCTION

**Budget Spent vs. Approved Budget Remaining**



- Remaining
- Spent

Project Phase	Start	Finish	2014												2015												2016												2017											
			J	F	M	A	M	J	J	A	S	O	N	D	J	F	M	A	M	J	J	A	S	O	N	D	J	F	M	A	M	J	J	A	S	O	N	D	J	F	M	A	M	J	J	A	S	O	N	D
<b>PRE-DEVELOPMENT</b>																																																		
Forecast/Actual																																																		
Approved																																																		
Baseline																																																		
<b>CONCEPTUAL</b>																																																		
Forecast/Actual	08/01/14	11/30/15																																																
Approved	08/01/14	12/10/15																																																
Baseline	08/01/14	01/31/15																																																
<b>ENVIRONMENTAL</b>																																																		
Forecast/Actual																																																		
Approved																																																		
Baseline																																																		
<b>DETAIL DESIGN</b>																																																		
Forecast/Actual	10/26/15	06/01/16																																																
Approved	04/13/15	08/10/16																																																
Baseline	02/01/15	04/30/15																																																
<b>CONSTRUCTION</b>																																																		
Forecast/Actual	02/01/16	04/01/16																																																
Approved	08/11/16	02/06/18																																																
Baseline	05/01/15	09/02/15																																																
<b>CONTRACT CLOSEOUT</b>																																																		
Forecast/Actual	12/02/17	03/02/17																																																
Approved	02/07/18	08/08/18																																																
Baseline	09/03/15	11/04/15																																																

**Parking Garage Projects - Condition Assessment, Waterproofing & Ventilation**

This project includes funds for SFPW’s assessment of the condition of all 18 garages, as well as partial funding for waterproofing and ventilation projects. This project is in the close-out phase; the waterproofing projects have been completed. Going forward, all projects will be tracked and reported on discretely; as well as compliance with ADA regulations and various Planning, Building and Fire Codes.

PROJECT INITIATION: April 30, 2014  
 CURRENT PROJECT PHASE: Close Out

PROJECT MANAGER: Rob Malone 415-701-2430  
 PROJECT ENGINEER: Douglas Ullman 415- 557-4722  
 RESIDENT ENGINEER:

**CONTRACTOR:**

CONTRACT AWARD DATE: June 1, 2014	CONTRACT AWARD VALUE:
NOTICE TO PROCEED:	MODIFICATIONS TO-DATE: \$0
SUBSTANTIAL COMPLETION: October 30, 2015	TOTAL CONTRACT VALUE:
FINAL COMPLETION: October 30, 2015	% MODIFICATION:

**ACCOMPLISHMENTS THIS PERIOD:**

The Ellis O'Farrell Garage water proofing was substantially completed in July 2015. 5th & Mission, and Sutter Stockton garages water proofing projects were completed in October 2015.

**UPCOMING PROJECT MILESTONES: (3 MONTH LOOK-AHEAD)**

The Ellis O'Farrell, 5th & Mission, and Sutter Stockton Garage water proofing projects will be closed out, with all warranty, as-builts and operations and maintenace materials received.

**PROJECT CHALLENGES / AREAS OF CONCERN:**

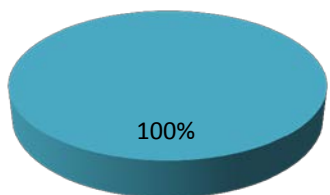
**Parking Garage Projects - Condition Assessment, Waterproofing & Ventilation**

PROJECT PHASE	BASELINE BUDGET	APPROVED BUDGET	ESTIMATE AT COMPLETION	BOND FUNDING	OTHER FUNDING	BOND SPENT	OTHER SPENT	BUDGET SPENT
PRE-DEVELOPMENT	\$0	\$0	\$0	\$0	\$0	\$0	\$0	-
CONCEPTUAL	\$0	\$0	\$0	\$0	\$0	\$0	\$0	-
ENVIRONMENTAL	\$0	\$0	\$0	\$0	\$0	\$0	\$0	-
DETAIL DESIGN	\$0	\$0	\$0	\$0	\$0	\$0	\$0	-
CONSTRUCTION	\$0	\$6,051,630	\$0	\$6,774,061	\$0	\$3,651,118	\$0	60.3%
<b>PROJECT TOTALS</b>	<b>\$0</b>	<b>\$6,051,630</b>	<b>\$0</b>	<b>\$6,774,061</b>	<b>\$0</b>	<b>\$3,651,118</b>	<b>\$0</b>	<b>60.3%</b>

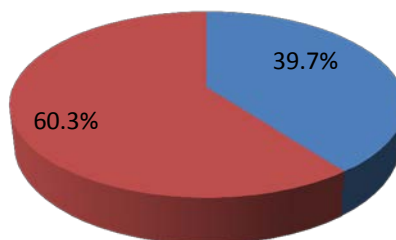
Funding Series Detail: \$5,000,000 2012B, \$1,722,431 2013, \$51,630 2014  
 Expenditure Series Detail: \$2,699,643 2012B, \$951,475 2013, \$0 2014

### Budget Spent vs. Approved Budget Remaining

#### Approved Budget By Phase



- PRE-DEVELOPMENT
- ENVIRONMENTAL
- CONSTRUCTION
- CONCEPTUAL
- DETAIL DESIGN



- Remaining
- Spent

Project Phase	Start	Finish	2014												2015												2016												2017											
			J	F	M	A	M	J	J	A	S	O	N	D	J	F	M	A	M	J	J	A	S	O	N	D	J	F	M	A	M	J	J	A	S	O	N	D	J	F	M	A	M	J	J	A	S	O	N	D
<b>PRE-DEVELOPMENT</b>																																																		
Forecast/Actual																																																		
Approved																																																		
Baseline																																																		
<b>CONCEPTUAL</b>																																																		
Forecast/Actual																																																		
Approved																																																		
Baseline																																																		
<b>ENVIRONMENTAL</b>																																																		
Forecast/Actual																																																		
Approved																																																		
Baseline																																																		
<b>DETAIL DESIGN</b>																																																		
Forecast/Actual	04/01/14	10/01/14																																																
Approved																																																		
Baseline																																																		
<b>CONSTRUCTION</b>																																																		
Forecast/Actual	08/01/14	10/01/15																																																
Approved																																																		
Baseline																																																		
<b>CONTRACT CLOSEOUT</b>																																																		
Forecast/Actual																																																		
Approved																																																		
Baseline																																																		

**Parking Garage Project - Elevator Modernization Condition Assessment of 7 Garages**

Equipment of garage elevators is far past its useful life and analysis is underway to determine repair and replacement of machine room areas, hoistway equipment, entrances, signal equipment, and ADA compliance.

PROJECT INITIATION: December 30, 2014  
 CURRENT PROJECT PHASE: Design

PROJECT MANAGER: Rob Malone 415-701-2430  
 PROJECT ENGINEER: Douglas Ullman 415- 557-4722  
 RESIDENT ENGINEER:

CONTRACTOR:

CONTRACT AWARD DATE: December 1, 2014	CONTRACT AWARD VALUE:
NOTICE TO PROCEED:	MODIFICATIONS TO-DATE: \$0
SUBSTANTIAL COMPLETION: November 30, 2015	TOTAL CONTRACT VALUE:
FINAL COMPLETION: December 30, 2015	% MODIFICATION:

ACCOMPLISHMENTS THIS PERIOD:

Conditions Assessment Reports for Elevators at Moscone, Sutter Stockton, Union Square, Polk Bush, North Beach, Vallejo and SF General Garages are complete.

UPCOMING PROJECT MILESTONES: (3 MONTH LOOK-AHEAD)

In the coming three months the Condition assesments review and recommendation acceptance will be finalized. Preparation of contract documents will begin for the bid, award and construction of modernization improvements to the Elevators by March 2016. The actual construction will continue until December 2017

PROJECT CHALLENGES / AREAS OF CONCERN:

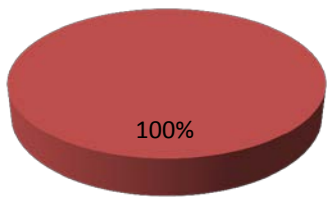
State licensed elevator contractors are in high demand.

**Parking Garage Project - Elevator Modernization Condition Assessment of 7 Garages**

PROJECT PHASE	BASILINE BUDGET	APPROVED BUDGET	ESTIMATE AT COMPLETION	BOND FUNDING	OTHER FUNDING	BOND SPENT	OTHER SPENT	BUDGET SPENT
PRE-DEVELOPMENT	\$0	\$0	\$0	\$0	\$0	\$0	\$0	-
CONCEPTUAL	\$0	\$250,000	\$0	\$250,000	\$0	\$10,019	\$0	4.0%
ENVIRONMENTAL	\$0	\$0	\$0	\$0	\$0	\$0	\$0	-
DETAIL DESIGN	\$0	\$0	\$0	\$0	\$0	\$0	\$0	-
CONSTRUCTION	\$0	\$0	\$0	\$0	\$0	\$0	\$0	-
<b>PROJECT TOTALS</b>	<b>\$0</b>	<b>\$250,000</b>	<b>\$0</b>	<b>\$250,000</b>	<b>\$0</b>	<b>\$10,019</b>	<b>\$0</b>	<b>4.0%</b>

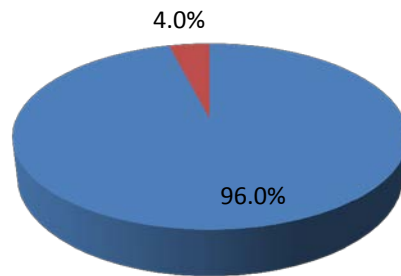
Funding Series Detail: \$0 2012B, \$0 2013, \$250,000 2014  
 Expenditure Series Detail: \$0 2012B, \$0 2013, \$10,019 2014

**Approved Budget By Phase**



- PRE-DEVELOPMENT ■ CONCEPTUAL
- ENVIRONMENTAL ■ DETAIL DESIGN
- CONSTRUCTION

**Budget Spent vs. Approved Budget Remaining**



- Remaining ■ Spent

Project Phase	Start	Finish	2014				2015				2016				2017																				
			J	F	M	A	M	J	J	A	S	O	N	D	J	F	M	A	M	J	J	A	S	O	N	D	J	F	M	A	M	J	J	A	S
<b>PRE-DEVELOPMENT</b>																																			
Forecast/Actual																																			
Approved																																			
Baseline																																			
<b>CONCEPTUAL</b>																																			
Forecast/Actual	12/01/14	12/01/15																																	
Approved	12/01/14																																		
Baseline																																			
<b>ENVIRONMENTAL</b>																																			
Forecast/Actual																																			
Approved																																			
Baseline																																			
<b>DETAIL DESIGN</b>																																			
Forecast/Actual																																			
Approved																																			
Baseline																																			
<b>CONSTRUCTION</b>																																			
Forecast/Actual																																			
Approved																																			
Baseline																																			
<b>CONTRACT CLOSEOUT</b>																																			
Forecast/Actual																																			
Approved																																			
Baseline																																			



**Parking Garage Project - Golden Gateway Garage Ventilation**

Project includes mechanical and electrical upgrades and replacement of the ventilation system (air handling units, exhaust fans, supply air, ducts, louvers), carbon monoxide monitoring systems and controls, and associated electrical support for the Golden Gateway parking garage.

PROJECT INITIATION: April 30, 2014  
 CURRENT PROJECT PHASE: Construction

PROJECT MANAGER: Rob Malone 415-701-2430  
 PROJECT ENGINEER: Douglas Ullman 415- 557-4722  
 RESIDENT ENGINEER:

**CONTRACTOR:**

CONTRACT AWARD DATE: March 1, 2015	CONTRACT AWARD VALUE: \$2,737,188
NOTICE TO PROCEED: August 18, 2015	MODIFICATIONS TO-DATE: \$0
SUBSTANTIAL COMPLETION: June 17, 2016	TOTAL CONTRACT VALUE: \$2,737,188
FINAL COMPLETION: July 12, 2016	% MODIFICATION:

**ACCOMPLISHMENTS THIS PERIOD:**

Construction NTP was issued in August 2015. Equipment submittals and duct cleaning are in progress.  
 Design & Bidding were accomplished under the 2012B revenue bond funding.

**UPCOMING PROJECT MILESTONES: (3 MONTH LOOK-AHEAD)**

Installation of carbon monoxide sensors, mechanical equipment and controllers will begin.

**PROJECT CHALLENGES / AREAS OF CONCERN:**

Minimizing impact to parking operations during construction.  
 Coordination with Homeland Security tenant for construction access to fenced areas.

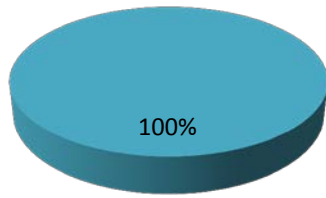
**Parking Garage Project - Golden Gateway Garage Ventilation**

PROJECT PHASE	BASELINE BUDGET	APPROVED BUDGET	ESTIMATE AT COMPLETION	BOND FUNDING	OTHER FUNDING	BOND SPENT	OTHER SPENT	BUDGET SPENT
PRE-DEVELOPMENT	\$0	\$0	\$0	\$0	\$0	\$0	\$0	-
CONCEPTUAL	\$0	\$0	\$0	\$0	\$0	\$0	\$0	-
ENVIRONMENTAL	\$0	\$0	\$0	\$0	\$0	\$0	\$0	-
DETAIL DESIGN	\$0	\$0	\$0	\$0	\$0	\$0	\$0	-
CONSTRUCTION	\$0	\$2,672,000	\$3,240,000	\$2,672,000	\$0	\$88,750	\$0	3.3%
<b>PROJECT TOTALS</b>	<b>\$0</b>	<b>\$2,672,000</b>	<b>\$3,240,000</b>	<b>\$2,672,000</b>	<b>\$0</b>	<b>\$88,750</b>	<b>\$0</b>	<b>3.3%</b>

Funding Series Detail: \$0 2012B, \$0 2013, \$2,672,000 2014

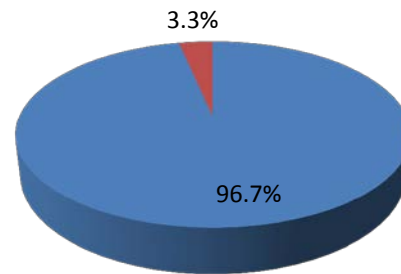
Expenditure Series Detail: \$0 2012B, \$0 2013, \$88,750 2014

**Approved Budget By Phase**



- PRE-DEVELOPMENT
- CONCEPTUAL
- ENVIRONMENTAL
- DETAIL DESIGN
- CONSTRUCTION

**Budget Spent vs. Approved Budget Remaining**



- Remaining
- Spent

Project Phase	Start	Finish	2014				2015				2016				2017													
			J	F	M	A	M	J	J	A	S	O	N	D	J	F	M	A	M	J	J	A	S	O	N	D		
<b>PRE-DEVELOPMENT</b>																												
Forecast/Actual																												
Approved																												
Baseline																												
<b>CONCEPTUAL</b>																												
Forecast/Actual																												
Approved																												
Baseline																												
<b>ENVIRONMENTAL</b>																												
Forecast/Actual																												
Approved																												
Baseline																												
<b>DETAIL DESIGN</b>																												
Forecast/Actual	04/01/14	02/01/15																										
Approved																												
Baseline																												
<b>CONSTRUCTION</b>																												
Forecast/Actual	08/01/15	06/17/16																										
Approved	08/18/15																											
Baseline																												
<b>CONTRACT CLOSEOUT</b>																												
Forecast/Actual	06/17/16																											
Approved	07/12/16																											
Baseline																												

**Parking Garage Project - Japan Center Garage Ventilation**

Project includes mechanical and electrical upgrades and replacement of the ventilation system (air handling units, exhaust fans, supply air, ducts, louvers), carbon monoxide monitoring systems and controls, and associated electrical support for the Japan Center parking garage.

PROJECT INITIATION: April 30, 2014  
 CURRENT PROJECT PHASE: Construction

PROJECT MANAGER: Rob Malone 415-701-2430  
 PROJECT ENGINEER: Douglas Ullman 415- 557-4722  
 RESIDENT ENGINEER:

CONTRACTOR:

CONTRACT AWARD DATE: August 1, 2015	CONTRACT AWARD VALUE: \$2,046,313
NOTICE TO PROCEED: December 21, 2015	MODIFICATIONS TO-DATE: \$0
SUBSTANTIAL COMPLETION: September 30, 2016	TOTAL CONTRACT VALUE: \$2,046,313
FINAL COMPLETION: January 3, 2017	% MODIFICATION:

ACCOMPLISHMENTS THIS PERIOD:

Seven (7) Japan Center Garage bids were received on September 30, 2015.  
 Design & Bidding were accomplished under the 2012B revenue bond funding.

UPCOMING PROJECT MILESTONES: (3 MONTH LOOK-AHEAD)

The bid evaluation and award process for the ventilation improvement project at the Japan Center Garage will be completed and NTP issued in December 2015. Construction mobilization and the equipment submittal process will commence.

PROJECT CHALLENGES / AREAS OF CONCERN:

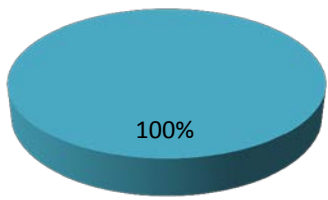
Minimizing impact to parking operations during construction.

**Parking Garage Project - Japan Center Garage Ventilation**

PROJECT PHASE	BASILINE BUDGET	APPROVED BUDGET	ESTIMATE AT COMPLETION	BOND FUNDING	OTHER FUNDING	BOND SPENT	OTHER SPENT	BUDGET SPENT
PRE-DEVELOPMENT	\$0	\$0	\$0	\$0	\$0	\$0	\$0	-
CONCEPTUAL	\$0	\$0	\$0	\$0	\$0	\$0	\$0	-
ENVIRONMENTAL	\$0	\$0	\$0	\$0	\$0	\$0	\$0	-
DETAIL DESIGN	\$0	\$0	\$0	\$0	\$0	\$0	\$0	-
CONSTRUCTION	\$0	\$2,420,000	\$3,140,000	\$3,140,000	\$0	\$90,030	\$0	3.7%
<b>PROJECT TOTALS</b>	<b>\$0</b>	<b>\$2,420,000</b>	<b>\$3,140,000</b>	<b>\$3,140,000</b>	<b>\$0</b>	<b>\$90,030</b>	<b>\$0</b>	<b>3.7%</b>

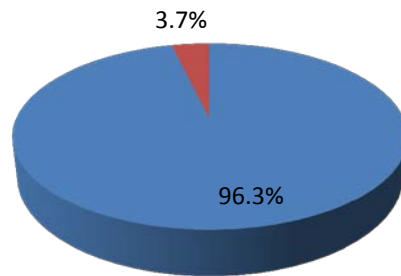
Funding Series Detail: \$0 2012B, \$0 2013, \$3,140,000 2014  
 Expenditure Series Detail: \$0 2012B, \$0 2013, \$90,030 2014

**Approved Budget By Phase**



- PRE-DEVELOPMENT ■ CONCEPTUAL
- ENVIRONMENTAL ■ DETAIL DESIGN
- CONSTRUCTION

**Budget Spent vs. Approved Budget Remaining**



- Remaining ■ Spent

Project Phase	Start	Finish	2014				2015				2016				2017													
			J	F	M	A	M	J	J	A	S	O	N	D	J	F	M	A	M	J	J	A	S	O	N	D		
<b>PRE-DEVELOPMENT</b>																												
Forecast/Actual																												
Approved																												
Baseline																												
<b>CONCEPTUAL</b>																												
Forecast/Actual																												
Approved																												
Baseline																												
<b>ENVIRONMENTAL</b>																												
Forecast/Actual																												
Approved																												
Baseline																												
<b>DETAIL DESIGN</b>																												
Forecast/Actual	04/01/14	07/01/15																										
Approved																												
Baseline																												
<b>CONSTRUCTION</b>																												
Forecast/Actual																												
Approved	12/21/15	09/30/16																										
Baseline																												
<b>CONTRACT CLOSEOUT</b>																												
Forecast/Actual	09/30/16	01/03/17																										
Approved																												
Baseline																												

**Parking Garage Project - Sutter Stockton Garage Ventilation**

Project includes mechanical and electrical upgrades and replacement of the ventilation system (air handling units, exhaust fans, supply air, ducts, louvers), carbon monoxide monitoring systems and controls, and associated electrical support for the Sutter Stockton parking garage.

PROJECT INITIATION: May 30, 2014  
 CURRENT PROJECT PHASE: Construction

PROJECT MANAGER: Rob Malone 415-701-2430  
 PROJECT ENGINEER: Douglas Ullman 415- 557-4722  
 RESIDENT ENGINEER:

CONTRACTOR:

CONTRACT AWARD DATE: March 1, 2015	CONTRACT AWARD VALUE: \$1,483,000
NOTICE TO PROCEED: August 19, 2015	MODIFICATIONS TO-DATE: \$0
SUBSTANTIAL COMPLETION: May 18, 2016	TOTAL CONTRACT VALUE: \$1,483,000
FINAL COMPLETION: June 12, 2016	% MODIFICATION:

ACCOMPLISHMENTS THIS PERIOD:

Construction NTP was issued in August 2015. Equipment submittals and duct cleaning are in progress.  
 Design & Bidding were accomplished under the 2012B revenue bond funding.

UPCOMING PROJECT MILESTONES: (3 MONTH LOOK-AHEAD)

Installation of carbon monoxide sensors, mechanical equipment and controllers will begin.

PROJECT CHALLENGES / AREAS OF CONCERN:

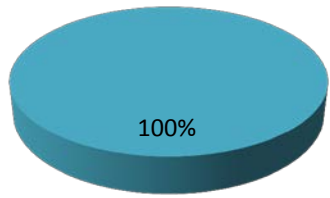
Minimizing impact to parking operations during construction.

**Parking Garage Project - Sutter Stockton Garage Ventilation**

PROJECT PHASE	BASILINE BUDGET	APPROVED BUDGET	ESTIMATE AT COMPLETION	BOND FUNDING	OTHER FUNDING	BOND SPENT	OTHER SPENT	BUDGET SPENT
PRE-DEVELOPMENT	\$0	\$0	\$0	\$0	\$0	\$0	\$0	-
CONCEPTUAL	\$0	\$0	\$0	\$0	\$0	\$0	\$0	-
ENVIRONMENTAL	\$0	\$0	\$0	\$0	\$0	\$0	\$0	-
DETAIL DESIGN	\$0	\$0	\$0	\$0	\$0	\$0	\$0	-
CONSTRUCTION	\$0	\$2,061,400	\$1,931,000	\$2,061,400	\$0	\$0	\$0	0.0%
<b>PROJECT TOTALS</b>	<b>\$0</b>	<b>\$2,061,400</b>	<b>\$1,931,000</b>	<b>\$2,061,400</b>	<b>\$0</b>	<b>\$0</b>	<b>\$0</b>	<b>0.0%</b>

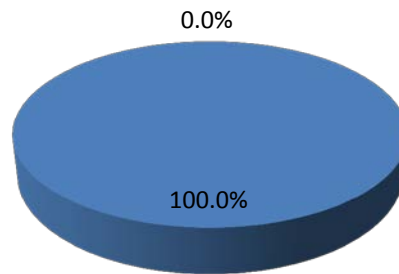
Funding Series Detail: \$0 2012B, \$0 2013, \$2,061,400 2014  
 Expenditure Series Detail: \$0 2012B, \$0 2013, \$0 2014

**Approved Budget By Phase**



- PRE-DEVELOPMENT ■ CONCEPTUAL
- ENVIRONMENTAL ■ DETAIL DESIGN
- CONSTRUCTION

**Budget Spent vs. Approved Budget Remaining**



- Remaining ■ Spent

Project Phase	Start	Finish	2014				2015				2016				2017																				
			J	F	M	A	M	J	J	A	S	O	N	D	J	F	M	A	M	J	J	A	S	O	N	D	J	F	M	A	M	J	J	A	S
<b>PRE-DEVELOPMENT</b>																																			
Forecast/Actual																																			
Approved																																			
Baseline																																			
<b>CONCEPTUAL</b>																																			
Forecast/Actual																																			
Approved																																			
Baseline																																			
<b>ENVIRONMENTAL</b>																																			
Forecast/Actual																																			
Approved																																			
Baseline																																			
<b>DETAIL DESIGN</b>																																			
Forecast/Actual	05/01/14	02/01/15																																	
Approved																																			
Baseline																																			
<b>CONSTRUCTION</b>																																			
Forecast/Actual	08/01/15	04/01/16																																	
Approved	08/19/15	05/18/16																																	
Baseline																																			
<b>CONTRACT CLOSEOUT</b>																																			
Forecast/Actual	05/18/16	06/12/16																																	
Approved																																			
Baseline																																			

**Pedestrian Countdown Signals Design**

This project will design pedestrian countdown signals (PCS) at 11 intersections and accessible pedestrian signals (APS) at an additional 8 intersections. Of the 11 intersections where PCS will be added, three will also have APS added. PCS locations are prioritized using factors such as collision history, inclusion in a Walk First corridor, proximity to schools and commercial districts, and requests from the public. Most of these intersections will involve a full signal upgrade with new conduits, pullboxes, poles, larger signal heads, controllers, etc. A small number of locations have conduits that are in satisfactory condition such that pedestrian signals can be added using existing signal infrastructure. Note: Conceptual work prior to project initiation.

PROJECT INITIATION:	March 1, 2014	PROJECT MANAGER:	Manito Velasco	701-4447
CURRENT PROJECT PHASE:	Detail Design	PROJECT ENGINEER:	Dusson Yeung	701-4553
		RESIDENT ENGINEER:	n/a	n/a

CONTRACTOR: TBD

CONTRACT AWARD DATE:	n/a	CONTRACT AWARD VALUE:	n/a
NOTICE TO PROCEED:	n/a	MODIFICATIONS TO-DATE:	n/a
SUBSTANTIAL COMPLETION:	April 1, 2017	TOTAL CONTRACT VALUE:	
FINAL COMPLETION:	September 30, 2017	% MODIFICATION:	

**ACCOMPLISHMENTS THIS PERIOD:**

Completed 90% of the design work.

**UPCOMING PROJECT MILESTONES: (3 MONTH LOOK-AHEAD)**

Prepare contract (named 2595J) for advertising.

**PROJECT CHALLENGES / AREAS OF CONCERN:**

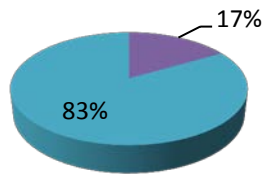
Two locations where APS were to be added were replaced. 13th/South Van Ness and 16th/Market were dropped from the project. Bayshore/Cortland and 4th/Channel, which were both requested by the public and scored "High" in terms of need, replaced the previous two. Both 13th/SVN and 16th/Market require significant signal infrastructure and curb ramp/bulbout work for APS to be added and have been deferred. Resolved subsidewalk basement conflicts.

**Pedestrian Countdown Signals Design**

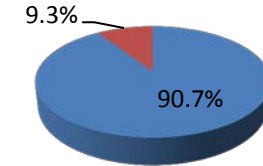
PROJECT PHASE	BASILINE BUDGET	APPROVED BUDGET	ESTIMATE AT COMPLETION	BOND FUNDING	OTHER FUNDING	BOND SPENT	OTHER SPENT	BUDGET SPENT
PRE-DEVELOPMENT	\$0	\$0	\$0	\$0	\$0	\$0	\$0	-
CONCEPTUAL	\$0	\$0	\$0	\$0	\$0	\$0	\$0	-
ENVIRONMENTAL	\$0	\$0	\$0	\$0	\$0	\$0	\$0	-
DETAIL DESIGN	\$500,000	\$500,000	\$500,000	\$500,000	\$0	\$277,757	\$0	55.6%
CONSTRUCTION	\$2,500,000	\$2,500,000	\$2,500,000	\$0	\$0	\$0	\$0	0.0%
<b>PROJECT TOTALS</b>	<b>\$3,000,000</b>	<b>\$3,000,000</b>	<b>\$3,000,000</b>	<b>\$500,000</b>	<b>\$0</b>	<b>\$277,757</b>	<b>\$0</b>	<b>9.3%</b>

Funding Series Detail: \$0 2012B, \$500,000 2013, \$0 2014  
 Expenditure Series Detail: \$0 2012B, \$277,757 2013, \$0 2014

**Approved Budget By Phase**



**Budget Spent vs. Approved Budget Remaining**



- PRE-DEVELOPMENT ■ CONCEPTUAL
- ENVIRONMENTAL ■ DETAIL DESIGN
- CONSTRUCTION

- Remaining ■ Spent

Project Phase	Start	Finish	2014												2015												2016												2017											
			J	F	M	A	M	J	J	A	S	O	N	D	J	F	M	A	M	J	J	A	S	O	N	D	J	F	M	A	M	J	J	A	S	O	N	D	J	F	M	A	M	J	J	A	S	O	N	D
<b>PRE-DEVELOPMENT</b>																																																		
Forecast/Actual																																																		
Approved																																																		
Baseline																																																		
<b>CONCEPTUAL</b>																																																		
Forecast/Actual																																																		
Approved																																																		
Baseline																																																		
<b>ENVIRONMENTAL</b>																																																		
Forecast/Actual																																																		
Approved																																																		
Baseline																																																		
<b>DETAIL DESIGN</b>																																																		
Forecast/Actual	04/01/14	11/30/15																																																
Approved	04/01/14	04/01/15																																																
Baseline	04/01/14	04/01/15																																																
<b>CONSTRUCTION</b>																																																		
Forecast/Actual	05/01/16	04/01/17																																																
Approved	08/01/15	11/01/16																																																
Baseline	08/01/15	11/01/16																																																
<b>CONTRACT CLOSEOUT</b>																																																		
Forecast/Actual	04/01/17	09/30/17																																																
Approved	11/01/16	06/30/17																																																
Baseline	11/01/16	06/30/17																																																



**Persia Triangle Street Improvements**

Vision Zero improvements identified through WalkFirst include a new pedestrian bulb at the northwest corner of Mission and Ocean, extension of the pedestrian bulb at the southwest corner of Mission and Ocean, and signal upgrades on Mission/Ocean, Alemany/Ocean, and Mission/Persia. Project also includes a pilot phase that involved painted bulb-outs.

PROJECT INITIATION: March 1, 2010	PROJECT MANAGER: Robert Lim (415) 701-5669
CURRENT PROJECT PHASE: Construction	PROJECT ENGINEER: Ophelia Lau (415) 554-8350
	RESIDENT ENGINEER: Ashley Hall (415) 554-8351

CONTRACTOR: Precision Engineering, Inc. (PEI)

CONTRACT AWARD DATE: December 10, 2014	CONTRACT AWARD VALUE: \$1,257,389
NOTICE TO PROCEED: March 1, 2015	MODIFICATIONS TO-DATE: \$0
SUBSTANTIAL COMPLETION: December 31, 2015	TOTAL CONTRACT VALUE: \$1,257,389
FINAL COMPLETION: June 30, 2016	% MODIFICATION:

ACCOMPLISHMENTS THIS PERIOD:

Several bulb-outs have been constructed (Mission/Ocean, Ocean/Persia, Mission/Persia).

UPCOMING PROJECT MILESTONES: (3 MONTH LOOK-AHEAD)

Complete construction by target completion date.

PROJECT CHALLENGES / AREAS OF CONCERN:

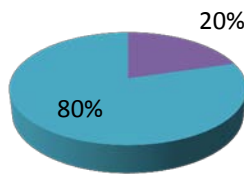
None to report.

Persia Triangle Street Improvements

PROJECT PHASE	BASELINE BUDGET	APPROVED BUDGET	ESTIMATE AT COMPLETION	BOND FUNDING	OTHER FUNDING	BOND SPENT	OTHER SPENT	BUDGET SPENT
PRE-DEVELOPMENT	\$0	\$0	\$0	\$0	\$0	\$0	\$0	-
CONCEPTUAL	\$0	\$0	\$0	\$0	\$0	\$0	\$0	-
ENVIRONMENTAL	\$0	\$0	\$0	\$0	\$0	\$0	\$0	-
DETAIL DESIGN	\$323,030	\$323,030	\$323,030	\$0	\$323,030	\$97,401	\$439,218	166.1%
CONSTRUCTION	\$1,257,389	\$1,257,389	\$1,257,389	\$450,000	\$680,389	\$0	\$0	0.0%
<b>PROJECT TOTALS</b>	<b>\$1,580,419</b>	<b>\$1,580,419</b>	<b>\$1,580,419</b>	<b>\$450,000</b>	<b>\$1,003,419</b>	<b>\$97,401</b>	<b>\$439,218</b>	<b>34.0%</b>

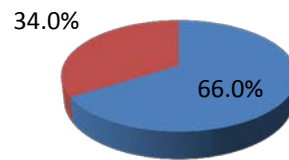
Funding Series Detail: \$0 2012B, \$450,000 2013, \$0 2014  
 Expenditure Series Detail: \$0 2012B, \$97,401 2013, \$0 2014

Approved Budget By Phase



- PRE-DEVELOPMENT
- ENVIRONMENTAL
- CONSTRUCTION
- CONCEPTUAL
- DETAIL DESIGN

Budget Spent vs. Approved Budget Remaining



- Remaining
- Spent

Project Phase	Start	Finish	2014												2015												2016												2017											
			J	F	M	A	M	J	J	A	S	O	N	D	J	F	M	A	M	J	J	A	S	O	N	D	J	F	M	A	M	J	J	A	S	O	N	D	J	F	M	A	M	J	J	A	S	O	N	D
<b>PRE-DEVELOPMENT</b>																																																		
Forecast/Actual																																																		
Approved																																																		
Baseline																																																		
<b>CONCEPTUAL</b>																																																		
Forecast/Actual																																																		
Approved																																																		
Baseline																																																		
<b>ENVIRONMENTAL</b>																																																		
Forecast/Actual																																																		
Approved																																																		
Baseline																																																		
<b>DETAIL DESIGN</b>																																																		
Forecast/Actual	03/01/10	08/01/14																																																
Approved	03/01/10	08/01/14																																																
Baseline	03/01/10	08/01/14																																																
<b>CONSTRUCTION</b>																																																		
Forecast/Actual	03/01/15	12/31/15																																																
Approved	03/01/15	03/01/16																																																
Baseline	03/01/15	03/01/16																																																
<b>CONTRACT CLOSEOUT</b>																																																		
Forecast/Actual	12/31/15	06/30/16																																																
Approved	03/31/16	12/01/16																																																
Baseline	03/31/16	12/01/16																																																

**Polk Streetscape**

A component of the large Polk Streetscape Project is to implement aesthetic and safety improvements for all users of Polk Street between McAllister and Union Streets, a 20 block segment. Specific improvements include pedestrian bulbouts at two corners at Polk and California, and full traffic signal upgrades along Polk Street at Turk, Eddy, Ellis, and Geary.

PROJECT INITIATION: **November 1, 2014**  
 CURRENT PROJECT PHASE: **Design**

PROJECT MANAGER: **Matt Lasky** 701-5228  
 PROJECT ENGINEER:  
 RESIDENT ENGINEER:

**CONTRACTOR:**

CONTRACT AWARD DATE:	CONTRACT AWARD VALUE:
NOTICE TO PROCEED:	MODIFICATIONS TO-DATE: <b>\$0</b>
SUBSTANTIAL COMPLETION:	TOTAL CONTRACT VALUE:
FINAL COMPLETION:	% MODIFICATION:

**ACCOMPLISHMENTS THIS PERIOD:**

- Continued outreach for project
- SFPW at 95% Detail Design

**UPCOMING PROJECT MILESTONES: (3 MONTH LOOK-AHEAD)**

- Continued coordinated outreach with SFPW
- Advertise Construction Project
- 100% Detail Design

**PROJECT CHALLENGES / AREAS OF CONCERN:**

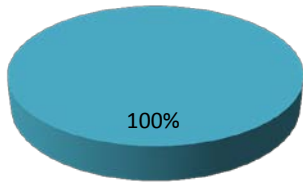
- Somewhat controversial project for public, requires large amount of outreach and coordination with key stakeholders.
- Continued and consistent coordination with SFPW, Planning and PUC.
- Project timeline overlaps with Van Ness and Lombard Street. Coordination required to minimize interruptions to peds, bikes, transit and vehicles.

**Polk Streetscape**

PROJECT PHASE	BASELINE BUDGET	APPROVED BUDGET	ESTIMATE AT COMPLETION	BOND FUNDING	OTHER FUNDING	BOND SPENT	OTHER SPENT	BUDGET SPENT
PRE-DEVELOPMENT	\$0	\$0	\$0	\$0	\$0	\$0	\$0	-
CONCEPTUAL	\$0	\$0	\$0	\$0	\$0	\$0	\$0	-
ENVIRONMENTAL	\$0	\$0	\$0	\$0	\$0	\$0	\$0	-
DETAIL DESIGN	\$0	\$0	\$0	\$42,309	\$0	\$77,568	\$0	-
CONSTRUCTION	\$883,750	\$883,750	\$883,750	\$841,441	\$0	\$0	\$0	0.0%
<b>PROJECT TOTALS</b>	<b>\$883,750</b>	<b>\$883,750</b>	<b>\$883,750</b>	<b>\$883,750</b>	<b>\$0</b>	<b>\$77,568</b>	<b>\$0</b>	<b>8.8%</b>

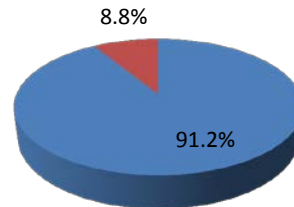
Funding Series Detail: \$0 2012B, \$0 2013, \$883,750 2014  
 Expenditure Series Detail: \$0 2012B, \$0 2013, \$77,568 2014

**Approved Budget By Phase**



- PRE-DEVELOPMENT
- CONCEPTUAL
- ENVIRONMENTAL
- DETAIL DESIGN
- CONSTRUCTION

**Budget Spent vs. Approved Budget Remaining**



- Remaining
- Spent

Project Phase	Start	Finish	2014					2015					2016					2017																													
			J	F	M	A	M	J	J	A	S	O	N	D	J	F	M	A	M	J	J	A	S	O	N	D	J	F	M	A	M	J	J	A	S	O	N	D	J	F	M	A	M	J	J	A	S
<b>PRE-DEVELOPMENT</b>																																															
Forecast/Actual																																															
Approved																																															
Baseline																																															
<b>CONCEPTUAL</b>																																															
Forecast/Actual																																															
Approved																																															
Baseline																																															
<b>ENVIRONMENTAL</b>																																															
Forecast/Actual																																															
Approved																																															
Baseline																																															
<b>DETAIL DESIGN</b>																																															
Forecast/Actual	11/01/14	12/31/15																																													
Approved	01/15/15	11/01/15																																													
Baseline	01/15/15	11/01/15																																													
<b>CONSTRUCTION</b>																																															
Forecast/Actual	05/31/16	05/31/18																																													
Approved	05/31/16	05/31/18																																													
Baseline	05/31/16	05/31/18																																													
<b>CONTRACT CLOSEOUT</b>																																															
Forecast/Actual																																															
Approved																																															
Baseline																																															

**Procurement of Light Rail Vehicles**

To procure up to 260 light rail vehicles (LRVs). The project scope includes the design, manufacture, delivery and test of LRVs. Also included are spare parts, special tools, training, documentation and associated services. This procurement includes the purchase of 151 LRVs to replace the existing fleet, 24 LRVs to start new revenue service on the Central Subway extension and to handle current demand, and 85 LRVs to accommodate projected ridership increase in the coming ten years. The new vehicles will be delivered as follows: Phase I (24 Base Order Vehicles) and Phase II (151 Base Order Vehicles – 25-175). The Optional Delivery Phase includes the purchase of up to 85 LRVs.

Current approved budget is for Phase I.

PROJECT INITIATION:	December 1, 2012	PROJECT MANAGER:	Trinh Nguyen	(415) 701-4602
CURRENT PROJECT PHASE:	Contract Initiation (Construction)	PROJECT ENGINEER:		
		RESIDENT ENGINEER:		

CONTRACTOR:	Siemens Industry Inc
-------------	----------------------

CONTRACT AWARD DATE:	September 19, 2014	CONTRACT AWARD VALUE:	\$1,192,651,577
NOTICE TO PROCEED:	September 30, 2014	MODIFICATIONS TO-DATE:	\$0
SUBSTANTIAL COMPLETION:	December 30, 2018	TOTAL CONTRACT VALUE:	\$1,192,651,577
FINAL COMPLETION:	December 30, 2021	% MODIFICATION:	

**ACCOMPLISHMENTS THIS PERIOD:**

- All four Preliminary Design Reviews have been completed.
- Final Design Review began in August and will continue through December.
- Production of early parts such as girders has started at the Siemens facility in Sacramento.
- Milestone 1A has been invoiced.

**UPCOMING PROJECT MILESTONES: (3 MONTH LOOK-AHEAD)**

- Completion of Milestone 1B, 2A and 7A.
- Complete Final Design Reviews.
- Conduct First Article Inspections, type testing.
- QA representative scheduled to start at Siemens facility November 2, 2015.
- Continue working on identifying additional needed funds.

**PROJECT CHALLENGES / AREAS OF CONCERN:**

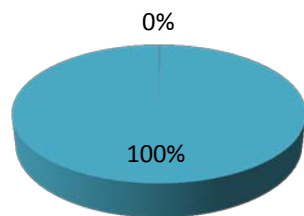
- Working through integration challenges with parallel projects such as radio replacement project and fare box replacement projects.
- Design reviews of certain systems have been delayed. SFMTA working with Siemens to manage the design/production schedule overlap.
- Continue efforts to identify funding sources.

**Procurement of Light Rail Vehicles**

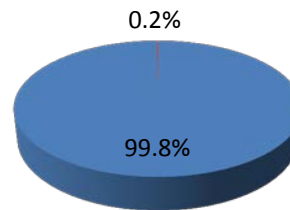
PROJECT PHASE	BASELINE BUDGET	APPROVED BUDGET	ESTIMATE AT COMPLETION	BOND FUNDING	OTHER FUNDING	BOND SPENT	OTHER SPENT	BUDGET SPENT
PRE-DEVELOPMENT	\$0	\$0	\$0	\$0	\$0	\$0	\$0	-
CONCEPTUAL	\$0	\$0	\$0	\$0	\$0	\$0	\$0	-
ENVIRONMENTAL	\$0	\$0	\$0	\$0	\$0	\$0	\$0	-
DETAIL DESIGN	\$2,000,000	\$2,000,000	\$0	\$0	\$0	\$0	\$0	0.0%
CONSTRUCTION	\$1,424,473,226	\$1,424,473,226	\$1,424,473,226	\$25,000,000	\$151,653,142	\$1,607,411	\$1,614,349	0.2%
<b>PROJECT TOTALS</b>	<b>\$1,426,473,226</b>	<b>\$1,426,473,226</b>	<b>\$1,424,473,226</b>	<b>\$25,000,000</b>	<b>\$151,653,142</b>	<b>\$1,607,411</b>	<b>\$1,614,349</b>	<b>0.2%</b>

Funding Series Detail: \$0 2012B, \$12,500,000 2013, \$12,500,000 2014  
 Expenditure Series Detail: \$0 2012B, \$1,607,411 2013, \$0 2014

**Approved Budget By Phase**



**Budget Spent vs. Approved Budget Remaining**



- PRE-DEVELOPMENT ■ CONCEPTUAL
- ENVIRONMENTAL ■ DETAIL DESIGN
- CONSTRUCTION

- Remaining ■ Spent

Project Phase	Start	Finish	2014				2015				2016				2017											
			J	F	M	A	M	J	J	A	S	O	N	D	J	F	M	A	M	J	J	A	S	O	N	D
<b>PRE-DEVELOPMENT</b>																										
Forecast/Actual																										
Approved																										
Baseline																										
<b>CONCEPTUAL</b>																										
Forecast/Actual																										
Approved																										
Baseline																										
<b>ENVIRONMENTAL</b>																										
Forecast/Actual																										
Approved																										
Baseline																										
<b>DETAIL DESIGN</b>																										
Forecast/Actual	10/01/12	06/30/13																								
Approved	10/01/12	06/30/13																								
Baseline	10/01/12	06/30/13																								
<b>CONSTRUCTION</b>																										
Forecast/Actual	09/30/14	12/30/18																								
Approved	07/01/14	12/30/18																								
Baseline	07/01/14	12/30/18																								
<b>CONTRACT CLOSEOUT</b>																										
Forecast/Actual	01/01/19	12/30/21																								
Approved	01/01/19	12/30/21																								
Baseline	01/01/19	12/30/21																								

**Safe Routes to School Projects - Alamo Elementary**

Construct bus bulb-outs at the intersection on California Street at 21st Avenue, construct pedestrian refuge islands on California Street at 21st and 24th Avenues, construct speed humps on 22nd and 23rd Avenues between California and Clement Streets, install pedestrian countdown signals on 25th Avenue at Lake and California Streets, and install bicycle racks at Alamo Elementary School.

PROJECT INITIATION: June 1, 2008  
 CURRENT PROJECT PHASE: Completed Project

PROJECT MANAGER: Adrian Leung (415)749-2538  
 PROJECT ENGINEER: Josef Munoz (415)554-8284  
 RESIDENT ENGINEER: Amy Lam (415)437-7048

CONTRACTOR: Bay Area Lightworks, 1460 Yosemite Ave, San Francisco, CA 94124

CONTRACT AWARD DATE: April 30, 2015	CONTRACT AWARD VALUE: \$304,779
NOTICE TO PROCEED: June 11, 2015	MODIFICATIONS TO-DATE: N/A
SUBSTANTIAL COMPLETION: October 1, 2015	TOTAL CONTRACT VALUE:
FINAL COMPLETION: October 1, 2015	% MODIFICATION:

**ACCOMPLISHMENTS THIS PERIOD:**

Construction completed to 100%; Contract completed.

**UPCOMING PROJECT MILESTONES: (3 MONTH LOOK-AHEAD)**

Contract close-out.

**PROJECT CHALLENGES / AREAS OF CONCERN:**

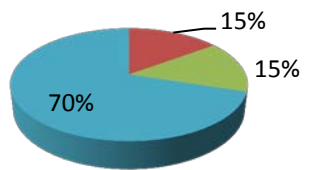
None to report.

**Safe Routes to School Projects - Alamo Elementary**

PROJECT PHASE	BASELINE BUDGET	APPROVED BUDGET	ESTIMATE AT COMPLETION	BOND FUNDING	OTHER FUNDING	BOND SPENT	OTHER SPENT	BUDGET SPENT
PRE-DEVELOPMENT	\$0	\$0	\$0	\$0	\$0	\$0	\$0	-
CONCEPTUAL	\$132,175	\$132,175	\$130,161	\$0	\$132,175	\$0	\$130,161	98.5%
ENVIRONMENTAL	\$132,175	\$132,175	\$114,674	\$0	\$132,175	\$0	\$10,525	8.0%
DETAIL DESIGN	\$0	\$0	\$0	\$0	\$0	\$0	\$0	-
CONSTRUCTION	\$619,458	\$619,458	\$619,458	\$87,800	\$426,183	\$63,212	\$288,193	56.7%
<b>PROJECT TOTALS</b>	<b>\$883,808</b>	<b>\$883,808</b>	<b>\$864,293</b>	<b>\$87,800</b>	<b>\$690,533</b>	<b>\$63,212</b>	<b>\$428,879</b>	<b>55.7%</b>

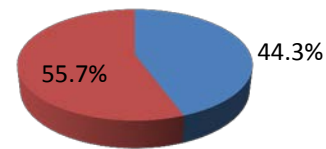
Funding Series Detail: \$0 2012B, \$87,800 2013, \$0 2014  
 Expenditure Series Detail: \$0 2012B, \$63,212 2013, \$0 2014

**Approved Budget By Phase**



- PRE-DEVELOPMENT ■ CONCEPTUAL
- ENVIRONMENTAL ■ DETAIL DESIGN
- CONSTRUCTION

**Budget Spent vs. Approved Budget Remaining**



- Remaining ■ Spent

Project Phase	Start	Finish	2014												2015												2016												2017											
			J	F	M	A	M	J	J	A	S	O	N	D	J	F	M	A	M	J	J	A	S	O	N	D	J	F	M	A	M	J	J	A	S	O	N	D	J	F	M	A	M	J	J	A	S	O	N	D
<b>PRE-DEVELOPMENT</b>																																																		
Forecast/Actual																																																		
Approved																																																		
Baseline																																																		
<b>CONCEPTUAL</b>																																																		
Forecast/Actual	06/01/08	02/01/12																																																
Approved	06/01/08	02/01/12																																																
Baseline	06/01/08	02/01/12																																																
<b>ENVIRONMENTAL</b>																																																		
Forecast/Actual	03/01/12	12/18/12																																																
Approved	03/01/12	12/18/12																																																
Baseline	03/01/12	12/18/12																																																
<b>DETAIL DESIGN</b>																																																		
Forecast/Actual																																																		
Approved																																																		
Baseline																																																		
<b>CONSTRUCTION (including DETAIL DESIGN Activities)</b>																																																		
Forecast/Actual	01/01/13	10/01/15																																																
Approved	01/01/13	12/01/15																																																
Baseline	01/01/13	12/01/15																																																
<b>CONTRACT CLOSEOUT</b>																																																		
Forecast/Actual	10/01/15	04/01/16																																																
Approved	12/31/15	12/31/16																																																
Baseline	12/31/15	12/31/16																																																



**Safe Routes to School Projects - Denman**

The SFMTA will construct pedestrian safety improvements in the vicinity of James Denman Middle School. Work includes:

- Ocean/Otsego; Sidewalk widening (Bulbouts), ADA Curb Ramps, and Sewer;
- Alemany/Onondaga; Sidewalk Corner Extensions (Bulbouts), Traffic Signal Upgrades (New poles and heads, APS, Ped count Down signals) ADA Curb Ramps, and Sewer Work

PROJECT INITIATION: June 1, 2012  
 CURRENT PROJECT PHASE: Detailed Design

PROJECT MANAGER: Adrian Leung (415)749-2538  
 PROJECT ENGINEER: Thet Maung (415)554-8261  
 RESIDENT ENGINEER: Amy Lam (415)437-7048

**CONTRACTOR:**

CONTRACT AWARD DATE:	CONTRACT AWARD VALUE:
NOTICE TO PROCEED:	MODIFICATIONS TO-DATE: \$0
SUBSTANTIAL COMPLETION:	TOTAL CONTRACT VALUE:
FINAL COMPLETION:	% MODIFICATION:

**ACCOMPLISHMENTS THIS PERIOD:**

- Project funding was authorized for final contract preparation by SFPW.
- General Plan Review completed.
- Sidewalk Legislation Completed

**UPCOMING PROJECT MILESTONES: (3 MONTH LOOK-AHEAD)**

Contract will be put out to bid in Late November 2015.

**PROJECT CHALLENGES / AREAS OF CONCERN:**

None to report.

**Safe Routes to School Projects - Denman**

PROJECT PHASE	BASELINE BUDGET	APPROVED BUDGET	ESTIMATE AT COMPLETION	BOND FUNDING	OTHER FUNDING	BOND SPENT	OTHER SPENT	BUDGET SPENT
PRE-DEVELOPMENT	\$0	\$0	\$0	\$0	\$0	\$0	\$0	-
CONCEPTUAL	\$0	\$0	\$0	\$0	\$0	\$0	\$0	-
ENVIRONMENTAL	\$0	\$0	\$0	\$0	\$0	\$0	\$0	-
DETAIL DESIGN	\$230,933	\$230,933	\$230,933	\$29,200	\$240,006	\$19,496	\$199,564	94.9%
CONSTRUCTION	\$1,040,595	\$0	\$0	\$0	\$0	\$0	\$0	-
<b>PROJECT TOTALS</b>	<b>\$1,271,528</b>	<b>\$230,933</b>	<b>\$230,933</b>	<b>\$29,200</b>	<b>\$240,006</b>	<b>\$19,496</b>	<b>\$199,564</b>	<b>94.9%</b>

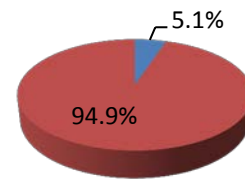
Funding Series Detail: \$0 2012B, \$29,200 2013, \$0 2014  
 Expenditure Series Detail: \$0 2012B, \$19,496 2013, \$0 2014

**Approved Budget By Phase**



- PRE-DEVELOPMENT
- ENVIRONMENTAL
- CONSTRUCTION
- CONCEPTUAL
- DETAIL DESIGN

**Budget Spent vs. Approved Budget Remaining**



- Remaining
- Spent

Project Phase	Start	Finish	2014												2015												2016												2017											
			J	F	M	A	M	J	J	A	S	O	N	D	J	F	M	A	M	J	J	A	S	O	N	D	J	F	M	A	M	J	J	A	S	O	N	D	J	F	M	A	M	J	J	A	S	O	N	D
<b>PRE-DEVELOPMENT</b>																																																		
Forecast/Actual																																																		
Approved																																																		
Baseline																																																		
<b>CONCEPTUAL</b>																																																		
Forecast/Actual																																																		
Approved																																																		
Baseline																																																		
<b>ENVIRONMENTAL</b>																																																		
Forecast/Actual																																																		
Approved																																																		
Baseline																																																		
<b>DETAIL DESIGN</b>																																																		
Forecast/Actual																																																		
Approved																																																		
Baseline																																																		
<b>CONSTRUCTION</b>																																																		
Forecast/Actual	04/01/16	10/30/16																																																
Approved	03/15/16	12/31/16																																																
Baseline	03/15/16	12/31/16																																																
<b>CONTRACT CLOSEOUT</b>																																																		
Forecast/Actual	11/01/16	05/01/17																																																
Approved	12/31/16	06/01/17																																																
Baseline	12/31/16	06/01/17																																																

**Safe Routes to School Projects - Tenderloin**

Construct pedestrian safety improvements in the vicinity of the Tenderloin Community Elementary School, a public elementary school in District 6 along Turk Street from Hyde to Franklin Streets. This project includes bus bulbs and curb bulbs with curb ramps, continental crosswalks and advanced stop bars.

PROJECT INITIATION: January 14, 2015  
 CURRENT PROJECT PHASE: Bid and Award

PROJECT MANAGER: Laura Stonehill (415) 701-4789  
 PROJECT ENGINEER: Amy Lam (415) 437-7048  
 RESIDENT ENGINEER: none

CONTRACTOR: none

CONTRACT AWARD DATE: none	CONTRACT AWARD VALUE: none
NOTICE TO PROCEED: none	MODIFICATIONS TO-DATE: none
SUBSTANTIAL COMPLETION: none	TOTAL CONTRACT VALUE:
FINAL COMPLETION: none	% MODIFICATION:

**ACCOMPLISHMENTS THIS PERIOD:**

We received bids on 8/19/15

**UPCOMING PROJECT MILESTONES: (3 MONTH LOOK-AHEAD)**

Project is in the awarding stage. Construction will start early 2016.

**PROJECT CHALLENGES / AREAS OF CONCERN:**

None to report.

**Safe Routes to School Projects - Tenderloin**

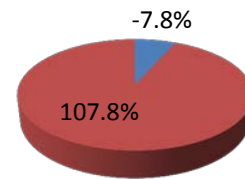
PROJECT PHASE	BASILINE BUDGET	APPROVED BUDGET	ESTIMATE AT COMPLETION	BOND FUNDING	OTHER FUNDING	BOND SPENT	OTHER SPENT	BUDGET SPENT
PRE-DEVELOPMENT	\$0	\$0	\$0	\$0	\$0	\$0	\$0	-
CONCEPTUAL	\$0	\$0	\$0	\$0	\$0	\$0	\$0	-
ENVIRONMENTAL	\$0	\$0	\$0	\$0	\$0	\$0	\$0	-
DETAIL DESIGN	\$159,700	\$159,700	\$159,700	\$32,200	\$0	\$46,564	\$125,566	107.8%
CONSTRUCTION	\$1,025,877	\$0	\$42,551	\$301,722	\$851,655	\$0	\$0	-
<b>PROJECT TOTALS</b>	<b>\$1,185,577</b>	<b>\$159,700</b>	<b>\$202,251</b>	<b>\$333,922</b>	<b>\$851,655</b>	<b>\$46,564</b>	<b>\$125,566</b>	<b>107.8%</b>

Funding Series Detail: \$0 2012B, \$333,922 2013, \$0 2014  
 Expenditure Series Detail: \$0 2012B, \$46,564 2013, \$0 2014

**Approved Budget By Phase**



**Budget Spent vs. Approved Budget Remaining**



- PRE-DEVELOPMENT ■ CONCEPTUAL
- ENVIRONMENTAL ■ DETAIL DESIGN
- CONSTRUCTION

- Remaining ■ Spent

Project Phase	Start	Finish	2014												2015												2016												2017											
			J	F	M	A	M	J	J	A	S	O	N	D	J	F	M	A	M	J	J	A	S	O	N	D	J	F	M	A	M	J	J	A	S	O	N	D	J	F	M	A	M	J	J	A	S	O	N	D
<b>PRE-DEVELOPMENT</b>																																																		
Forecast/Actual																																																		
Approved																																																		
Baseline																																																		
<b>CONCEPTUAL</b>																																																		
Forecast/Actual																																																		
Approved																																																		
Baseline																																																		
<b>ENVIRONMENTAL</b>																																																		
Forecast/Actual																																																		
Approved																																																		
Baseline																																																		
<b>DETAIL DESIGN</b>																																																		
Forecast/Actual	01/14/15	08/01/15																																																
Approved	01/14/15	08/01/15																																																
Baseline	01/14/15	08/01/15																																																
<b>CONSTRUCTION</b>																																																		
Forecast/Actual	08/01/15	11/01/15																																																
Approved	08/01/15	11/01/15																																																
Baseline	08/01/15	11/01/15																																																
<b>CONTRACT CLOSEOUT</b>																																																		
Forecast/Actual																																																		
Approved																																																		
Baseline																																																		

**Traffic Calming Improvements - Applications**

Traffic Calming Spot Improvements Project (Site Specific Traffic Calming Projects -17 locations) funds the design and construction of the 2013/14 Application-Based Residential Street Traffic Calming projects (17 locations). SFMTA will complete design, legislation and construction for approximately 30 separate traffic calming devices (e.g. speed humps, speed cushions, concrete bulbs) from 17 approved separate traffic calming sites.

Our Detailed Design was more costly than in the original budget, but our updated cost estimate for construction is reduced for the same total budget at this time.

PROJECT INITIATION: May 31, 2014  
 CURRENT PROJECT PHASE: In Closeout.

PROJECT MANAGER: Miriam Sorell (415) 701-4770  
 PROJECT ENGINEER:  
 RESIDENT ENGINEER:

CONTRACTOR: City Forces

CONTRACT AWARD DATE:	CONTRACT AWARD VALUE:
NOTICE TO PROCEED:	MODIFICATIONS TO-DATE: \$0
SUBSTANTIAL COMPLETION:	TOTAL CONTRACT VALUE:
FINAL COMPLETION:	% MODIFICATION:

ACCOMPLISHMENTS THIS PERIOD:

N/A

UPCOMING PROJECT MILESTONES: (3 MONTH LOOK-AHEAD)

Construction complete as of May 5, 2015.

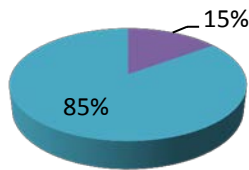
PROJECT CHALLENGES / AREAS OF CONCERN:

**Traffic Calming Improvements - Applications**

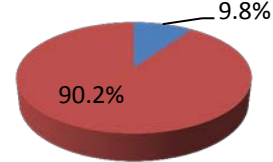
PROJECT PHASE	BASILINE BUDGET	APPROVED BUDGET	ESTIMATE AT COMPLETION	BOND FUNDING	OTHER FUNDING	BOND SPENT	OTHER SPENT	BUDGET SPENT
PRE-DEVELOPMENT	\$0	\$0	\$0	\$0	\$0	\$0	\$0	-
CONCEPTUAL	\$0	\$0	\$0	\$0	\$0	\$0	\$0	-
ENVIRONMENTAL	\$0	\$0	\$0	\$0	\$0	\$0	\$0	-
DETAIL DESIGN	\$35,460	\$35,460	\$110,460	\$35,460	\$0	\$53,233	\$0	150.1%
CONSTRUCTION	\$200,940	\$200,940	\$125,940	\$200,940	\$0	\$160,104	\$0	79.7%
<b>PROJECT TOTALS</b>	<b>\$236,400</b>	<b>\$236,400</b>	<b>\$236,400</b>	<b>\$236,400</b>	<b>\$0</b>	<b>\$213,337</b>	<b>\$0</b>	<b>90.2%</b>

Funding Series Detail: \$0 2012B, \$236,400 2013, \$0 2014  
 Expenditure Series Detail: \$0 2012B, \$213,337 2013, \$0 2014

**Approved Budget By Phase**



**Budget Spent vs. Approved Budget Remaining**



- PRE-DEVELOPMENT
- ENVIRONMENTAL
- CONSTRUCTION
- CONCEPTUAL
- DETAIL DESIGN

- Remaining
- Spent

Project Phase	Start	Finish	2014												2015												2016												2017											
			J	F	M	A	M	J	J	A	S	O	N	D	J	F	M	A	M	J	J	A	S	O	N	D	J	F	M	A	M	J	J	A	S	O	N	D	J	F	M	A	M	J	J	A	S	O	N	D
<b>PRE-DEVELOPMENT</b>																																																		
Forecast/Actual																																																		
Approved																																																		
Baseline																																																		
<b>CONCEPTUAL</b>																																																		
Forecast/Actual																																																		
Approved																																																		
Baseline																																																		
<b>ENVIRONMENTAL</b>																																																		
Forecast/Actual																																																		
Approved																																																		
Baseline																																																		
<b>DETAIL DESIGN</b>																																																		
Forecast/Actual	07/01/14	12/31/14																																																
Approved	07/01/14	12/31/14																																																
Baseline	07/01/14	12/31/14																																																
<b>CONSTRUCTION</b>																																																		
Forecast/Actual	03/01/15	04/30/15																																																
Approved	01/01/15	04/30/15																																																
Baseline	01/01/15	04/30/15																																																
<b>CONTRACT CLOSEOUT</b>																																																		
Forecast/Actual	07/01/15	12/30/15																																																
Approved	07/01/15	12/30/15																																																
Baseline	01/01/15	06/30/15																																																

**Traffic Calming Improvements - Area Wide**

Backlog of Area Wide Traffic Calming projects - (49 locations) (\$777,700): Planning, design, legislation and construction for 49 separate traffic calming devices (e.g. speed humps, traffic islands and raised crosswalks) from 6 separate traffic calming area-wide planning projects.

PROJECT INITIATION: May 31, 2014  
 CURRENT PROJECT PHASE: Detailed Design

PROJECT MANAGER: Miriam Sorell (415) 701-4770  
 PROJECT ENGINEER:  
 RESIDENT ENGINEER:

CONTRACTOR: City Forces, No Contract

CONTRACT AWARD DATE:	CONTRACT AWARD VALUE:
NOTICE TO PROCEED:	MODIFICATIONS TO-DATE: \$0
SUBSTANTIAL COMPLETION:	TOTAL CONTRACT VALUE:
FINAL COMPLETION:	% MODIFICATION:

ACCOMPLISHMENTS THIS PERIOD:

- Data Collection.
- Review project history.
- Preparation for Legislative Phase.
- Conceptual Design for some Locations
- Construction for some locations.

UPCOMING PROJECT MILESTONES: (3 MONTH LOOK-AHEAD)

Begin work on humps for Jordan Park/Laurel Heights and Central Richmond

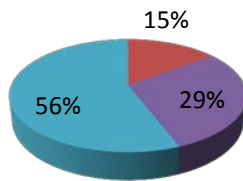
PROJECT CHALLENGES / AREAS OF CONCERN:

**Traffic Calming Improvements - Area Wide**

PROJECT PHASE	BASELINE BUDGET	APPROVED BUDGET	ESTIMATE AT COMPLETION	BOND FUNDING	OTHER FUNDING	BOND SPENT	OTHER SPENT	BUDGET SPENT
PRE-DEVELOPMENT	\$0	\$0	\$0	\$0	\$0	\$0	\$0	-
CONCEPTUAL	\$114,268	\$114,268	\$114,268	\$114,268	\$0	\$76,742	\$0	67.2%
ENVIRONMENTAL	\$0	\$0	\$0	\$0	\$0	\$0	\$0	-
DETAIL DESIGN	\$228,532	\$228,532	\$228,532	\$228,532	\$0	\$20,502	\$0	9.0%
CONSTRUCTION	\$434,900	\$434,900	\$434,900	\$434,900	\$0	\$78,942	\$0	18.2%
<b>PROJECT TOTALS</b>	<b>\$777,700</b>	<b>\$777,700</b>	<b>\$777,700</b>	<b>\$777,700</b>	<b>\$0</b>	<b>\$176,186</b>	<b>\$0</b>	<b>22.7%</b>

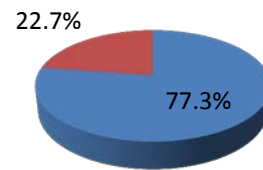
Funding Series Detail: \$0 2012B, \$777,700 2013, \$0 2014  
 Expenditure Series Detail: \$0 2012B, \$176,186 2013, \$0 2014

**Approved Budget By Phase**



- PRE-DEVELOPMENT ■ CONCEPTUAL
- ENVIRONMENTAL ■ DETAIL DESIGN
- CONSTRUCTION

**Budget Spent vs. Approved Budget Remaining**



- Remaining ■ Spent

Project Phase	Start	Finish	2014												2015												2016												2017											
			J	F	M	A	M	J	J	A	S	O	N	D	J	F	M	A	M	J	J	A	S	O	N	D	J	F	M	A	M	J	J	A	S	O	N	D	J	F	M	A	M	J	J	A	S	O	N	D
<b>PRE-DEVELOPMENT</b>																																																		
Forecast/Actual																																																		
Approved																																																		
Baseline																																																		
<b>CONCEPTUAL</b>																																																		
Forecast/Actual	05/31/14	09/30/15																																																
Approved	05/31/14	09/30/14																																																
Baseline	05/31/14	09/30/14																																																
<b>ENVIRONMENTAL</b>																																																		
Forecast/Actual																																																		
Approved																																																		
Baseline																																																		
<b>DETAIL DESIGN</b>																																																		
Forecast/Actual	10/01/14	05/15/16																																																
Approved	10/01/14	02/28/15																																																
Baseline	10/01/14	02/28/15																																																
<b>CONSTRUCTION</b>																																																		
Forecast/Actual	01/01/16	06/30/16																																																
Approved	03/01/15	06/30/16																																																
Baseline	03/01/15	12/01/15																																																
<b>CONTRACT CLOSEOUT</b>																																																		
Forecast/Actual	07/01/16	12/30/16																																																
Approved	12/01/15	06/30/16																																																
Baseline	12/01/15	06/30/16																																																



**Traffic Calming Improvements - Backlog Spot Improvements**

Bond funds will construct various traffic islands, traffic circle, curb ramp locations and other traffic calmnig measures from the Traffic Calming backlog of projects.

PROJECT INITIATION: **March 1, 2015**

CURRENT PROJECT PHASE: **Planning**

PROJECT MANAGER: **Charlie Ream** 415-701-4695

PROJECT ENGINEER:

RESIDENT ENGINEER:

CONTRACTOR:

CONTRACT AWARD DATE:

NOTICE TO PROCEED:

SUBSTANTIAL COMPLETION:

FINAL COMPLETION:

CONTRACT AWARD VALUE:

MODIFICATIONS TO-DATE: **\$0**

TOTAL CONTRACT VALUE:

% MODIFICATION:

ACCOMPLISHMENTS THIS PERIOD:

Continued planning and outreach for future projects.

UPCOMING PROJECT MILESTONES: (3 MONTH LOOK-AHEAD)

Create project teams and begin legislation and design process on remaining backlog traffic calming measures

PROJECT CHALLENGES / AREAS OF CONCERN:

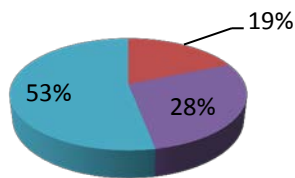
None.

**Traffic Calming Improvements - Backlog Spot Improvements**

PROJECT PHASE	BASELINE BUDGET	APPROVED BUDGET	ESTIMATE AT COMPLETION	BOND FUNDING	OTHER FUNDING	BOND SPENT	OTHER SPENT	BUDGET SPENT
PRE-DEVELOPMENT	\$0	\$0	\$0	\$0	\$0	\$0	\$0	-
CONCEPTUAL	\$100,000	\$100,000	\$100,000	\$100,000	\$0	\$55,544	\$0	55.5%
ENVIRONMENTAL	\$0	\$0	\$0	\$0	\$0	\$0	\$0	-
DETAIL DESIGN	\$150,000	\$150,000	\$150,000	\$150,000	\$0	\$22,443	\$0	15.0%
CONSTRUCTION	\$282,400	\$282,400	\$282,400	\$282,400	\$0	\$13,113	\$0	4.6%
<b>PROJECT TOTALS</b>	<b>\$532,400</b>	<b>\$532,400</b>	<b>\$532,400</b>	<b>\$532,400</b>	<b>\$0</b>	<b>\$91,100</b>	<b>\$0</b>	<b>17.1%</b>

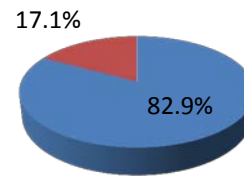
Funding Series Detail: \$0 2012B, \$532,400 2013, \$0 2014  
 Expenditure Series Detail: \$0 2012B, \$91,100 2013, \$0 2014

**Approved Budget By Phase**



- PRE-DEVELOPMENT ■ CONCEPTUAL
- ENVIRONMENTAL ■ DETAIL DESIGN
- CONSTRUCTION

**Budget Spent vs. Approved Budget Remaining**



- 
- 

Project Phase	Start	Finish	2014			2015			2016			2017		
			J	F	M	A	M	J	J	A	S	O	N	D
<b>PRE-DEVELOPMENT</b>														
Forecast/Actual	03/01/15	ongoing												
Approved														
Baseline														
<b>CONCEPTUAL</b>														
Forecast/Actual	03/01/15	ongoing												
Approved	03/01/15	06/30/16												
Baseline	03/01/15	06/30/16												
<b>ENVIRONMENTAL</b>														
Forecast/Actual														
Approved														
Baseline														
<b>DETAIL DESIGN</b>														
Forecast/Actual	07/01/15	ongoing												
Approved	07/01/15	09/30/16												
Baseline	07/01/15	09/30/16												
<b>CONSTRUCTION</b>														
Forecast/Actual	01/01/16	12/31/16												
Approved	01/01/16	12/31/16												
Baseline	01/01/16	12/31/16												
<b>CONTRACT CLOSEOUT</b>														
Forecast/Actual														
Approved														
Baseline														

**Traffic Calming Improvements - Site Specific**

Backlog of Site Specific Traffic Calming Projects - (27 locations) (\$497,100): Planning, design, legislation and construction for 45 separate traffic calming devices (e.g. speed humps, traffic islands) from 27 separate traffic calming applications sites. This effort will close out all remaining historical Site Specific application-based traffic calming locations.

PROJECT INITIATION: **May 31, 2014**  
 CURRENT PROJECT PHASE: **Complete**

PROJECT MANAGER: **Miriam Sorell** (415) 701-4770  
 PROJECT ENGINEER:  
 RESIDENT ENGINEER:

CONTRACTOR: **City Forces**

CONTRACT AWARD DATE:	CONTRACT AWARD VALUE:
NOTICE TO PROCEED:	MODIFICATIONS TO-DATE: <b>\$0</b>
SUBSTANTIAL COMPLETION:	TOTAL CONTRACT VALUE:
FINAL COMPLETION:	% MODIFICATION:

**ACCOMPLISHMENTS THIS PERIOD:**

Construction is complete on all locations; some continued paperwork to finalize funds is upcoming.

**UPCOMING PROJECT MILESTONES: (3 MONTH LOOK-AHEAD)**

Finalize expenditures and close out index code.

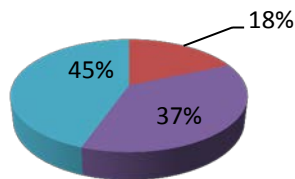
**PROJECT CHALLENGES / AREAS OF CONCERN:**

**Traffic Calming Improvements - Site Specific**

PROJECT PHASE	BASELINE BUDGET	APPROVED BUDGET	ESTIMATE AT COMPLETION	BOND FUNDING	OTHER FUNDING	BOND SPENT	OTHER SPENT	BUDGET SPENT
PRE-DEVELOPMENT	\$0	\$0	\$0	\$0	\$0	\$0	\$0	-
CONCEPTUAL	\$91,933	\$91,933	\$91,933	\$91,933	\$0	\$61,911	\$0	67.3%
ENVIRONMENTAL	\$0	\$0	\$0	\$0	\$0	\$0	\$0	-
DETAIL DESIGN	\$183,867	\$183,867	\$183,867	\$183,867	\$0	\$156,986	\$0	85.4%
CONSTRUCTION	\$221,300	\$221,300	\$221,300	\$221,300	\$0	\$81,838	\$0	37.0%
<b>PROJECT TOTALS</b>	<b>\$497,100</b>	<b>\$497,100</b>	<b>\$497,100</b>	<b>\$497,100</b>	<b>\$0</b>	<b>\$300,735</b>	<b>\$0</b>	<b>60.5%</b>

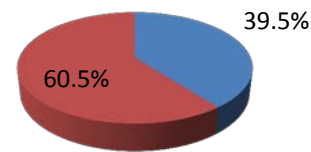
Funding Series Detail: \$0 2012B, \$497,100 2013, \$0 2014  
 Expenditure Series Detail: \$0 2012B, \$300,735 2013, \$0 2014

**Approved Budget By Phase**



- PRE-DEVELOPMENT ■ CONCEPTUAL
- ENVIRONMENTAL ■ DETAIL DESIGN
- CONSTRUCTION

**Budget Spent vs. Approved Budget Remaining**



- Remaining ■ Spent

Project Phase	Start	Finish	2014												2015												2016												2017											
			J	F	M	A	M	J	J	A	S	O	N	D	J	F	M	A	M	J	J	A	S	O	N	D	J	F	M	A	M	J	J	A	S	O	N	D	J	F	M	A	M	J	J	A	S	O	N	D
<b>PRE-DEVELOPMENT</b>																																																		
Forecast/Actual																																																		
Approved																																																		
Baseline																																																		
<b>CONCEPTUAL</b>																																																		
Forecast/Actual	10/01/14	01/31/15																																																
Approved	10/01/14	01/31/15																																																
Baseline	05/31/14	09/30/14																																																
<b>ENVIRONMENTAL</b>																																																		
Forecast/Actual																																																		
Approved																																																		
Baseline																																																		
<b>DETAIL DESIGN</b>																																																		
Forecast/Actual	02/01/15	04/30/15																																																
Approved	02/01/15	04/30/15																																																
Baseline	10/01/14	02/28/15																																																
<b>CONSTRUCTION</b>																																																		
Forecast/Actual	05/01/15	12/01/15																																																
Approved	05/01/15	12/01/15																																																
Baseline	03/01/15	12/01/15																																																
<b>CONTRACT CLOSEOUT</b>																																																		
Forecast/Actual	12/01/15	03/01/16																																																
Approved	12/01/15	03/01/16																																																
Baseline	12/01/15	03/01/16																																																

**Traffic Calming Program Implementation**

Design engineering, legislation/ environmental clearance, neighborhood balloting, and construction of 18 traffic calming projects that were accepted as part of the 2014/2015 traffic calming program.

PROJECT INITIATION: August 1, 2014  
 CURRENT PROJECT PHASE: Construction

PROJECT MANAGER: Casey Hildreth 415-701-4817  
 PROJECT ENGINEER: Gabriel Ho (415) 701-4456  
 RESIDENT ENGINEER:

CONTRACTOR: SFPW crews

CONTRACT AWARD DATE:	CONTRACT AWARD VALUE:
NOTICE TO PROCEED:	MODIFICATIONS TO-DATE: \$0
SUBSTANTIAL COMPLETION:	TOTAL CONTRACT VALUE:
FINAL COMPLETION:	% MODIFICATION:

**ACCOMPLISHMENTS THIS PERIOD:**

Completed concept design, legislation, and neighborhood balloting to confirm approximately 75% of projects.

**UPCOMING PROJECT MILESTONES: (3 MONTH LOOK-AHEAD)**

Finalize engineering work orders, release funding to SFPW to start construction; finalize concept design and enter detailed design for remaining Traffic Calming projects involving concrete work.

**PROJECT CHALLENGES / AREAS OF CONCERN:**

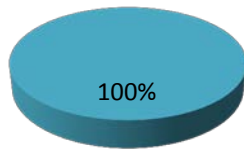
Potential delays with SFPW implementation based on lack of crews, lack of prioritization, or both.

**Traffic Calming Program Implementation**

PROJECT PHASE	BASELINE BUDGET	APPROVED BUDGET	ESTIMATE AT COMPLETION	BOND FUNDING	OTHER FUNDING	BOND SPENT	OTHER SPENT	BUDGET SPENT
PRE-DEVELOPMENT	\$0	\$0	\$0	\$0	\$0	\$0	\$0	-
CONCEPTUAL	\$0	\$0	\$0	\$0	\$0	\$0	\$0	-
ENVIRONMENTAL	\$0	\$0	\$0	\$0	\$0	\$0	\$0	-
DETAIL DESIGN	\$0	\$0	\$0	\$0	\$0	\$0	\$0	-
CONSTRUCTION	\$400,000	\$400,000	\$0	\$400,000	\$0	\$55,452	\$0	13.9%
<b>PROJECT TOTALS</b>	<b>\$400,000</b>	<b>\$400,000</b>	<b>\$0</b>	<b>\$400,000</b>	<b>\$0</b>	<b>\$55,452</b>	<b>\$0</b>	<b>13.9%</b>

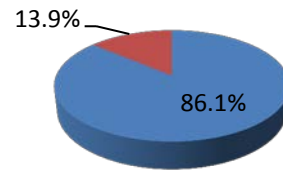
Funding Series Detail: \$0 2012B, \$0 2013, \$400,000 2014  
 Expenditure Series Detail: \$0 2012B, \$0 2013, \$55,452 2014

**Approved Budget By Phase**



- PRE-DEVELOPMENT
- ENVIRONMENTAL
- CONSTRUCTION
- CONCEPTUAL
- DETAIL DESIGN

**Budget Spent vs. Approved Budget Remaining**



- Remaining
- Spent

Project Phase	Start	Finish	2014												2015												2016												2017											
			J	F	M	A	M	J	J	A	S	O	N	D	J	F	M	A	M	J	J	A	S	O	N	D	J	F	M	A	M	J	J	A	S	O	N	D	J	F	M	A	M	J	J	A	S	O	N	D
<b>PRE-DEVELOPMENT</b>																																																		
Forecast/Actual																																																		
Approved																																																		
Baseline																																																		
<b>CONCEPTUAL</b>																																																		
Forecast/Actual																																																		
Approved																																																		
Baseline																																																		
<b>ENVIRONMENTAL</b>																																																		
Forecast/Actual																																																		
Approved																																																		
Baseline																																																		
<b>DETAIL DESIGN</b>																																																		
Forecast/Actual																																																		
Approved																																																		
Baseline																																																		
<b>CONSTRUCTION</b>																																																		
Forecast/Actual																																																		
Approved																																																		
Baseline	02/01/16	03/03/17																																																
<b>CONTRACT CLOSEOUT</b>																																																		
Forecast/Actual																																																		
Approved																																																		
Baseline																																																		

**Transit Spot Improvement - Columbus Bus Bulbs**

The construction of two bus bulbs on Columbus at Union and one on Stockton at Columbus as part of the Columbus Streetscape project. Note: Contracted as modification to Central Subway contract. Contract details for Columbus Bus Bulbs Project scope work only.

PROJECT INITIATION: January 1, 2014  
 CURRENT PROJECT PHASE: Construction

PROJECT MANAGER: Sean Kennedy (415) 701-4717  
 PROJECT ENGINEER:  
 RESIDENT ENGINEER:

CONTRACTOR: Barnard Impregilo Healy J.V., 420 Fourth Street, San Francisco, CA 94107

CONTRACT AWARD DATE: May 1, 2014	CONTRACT AWARD VALUE: \$694,651
NOTICE TO PROCEED: June 2, 2014	MODIFICATIONS TO-DATE: \$170,000
SUBSTANTIAL COMPLETION: January 30, 2016	TOTAL CONTRACT VALUE: \$864,651
FINAL COMPLETION: August 1, 2016	% MODIFICATION:

**ACCOMPLISHMENTS THIS PERIOD:**

Continued to coordinate with SFPW to confirm that the transit bulb at Columbus/Stockton is in the repaving contract and it is coordinated with the installation of street lighting at the completed bulbs at Columbus/Union.

**UPCOMING PROJECT MILESTONES: (3 MONTH LOOK-AHEAD)**

Construction is set to begin under the SFPW repaving project in the January/February timeframe. The transit bulb at Columbus/Stockton will be built as part of that larger SFPW lead project.

**PROJECT CHALLENGES / AREAS OF CONCERN:**

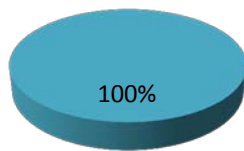
None to report.

**Transit Spot Improvement - Columbus Bus Bulbs**

PROJECT PHASE	BASELINE BUDGET	APPROVED BUDGET	ESTIMATE AT COMPLETION	BOND FUNDING	OTHER FUNDING	BOND SPENT	OTHER SPENT	BUDGET SPENT
PRE-DEVELOPMENT	\$0	\$0	\$0	\$0	\$0	\$0	\$0	-
CONCEPTUAL	\$0	\$0	\$0	\$0	\$0	\$0	\$0	-
ENVIRONMENTAL	\$0	\$0	\$0	\$0	\$0	\$0	\$0	-
DETAIL DESIGN	\$0	\$0	\$0	\$0	\$0	\$0	\$0	-
CONSTRUCTION	\$700,000	\$700,000	\$700,000	\$400,000	\$100,000	\$307,398	\$100,000	58.2%
<b>PROJECT TOTALS</b>	<b>\$700,000</b>	<b>\$700,000</b>	<b>\$700,000</b>	<b>\$400,000</b>	<b>\$100,000</b>	<b>\$307,398</b>	<b>\$100,000</b>	<b>58.2%</b>

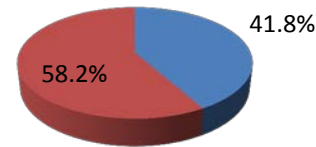
Funding Series Detail: \$0 2012B, \$400,000 2013, \$0 2014  
 Expenditure Series Detail: \$0 2012B, \$307,398 2013, \$0 2014

**Approved Budget By Phase**



- PRE-DEVELOPMENT
- ENVIRONMENTAL
- CONSTRUCTION
- CONCEPTUAL
- DETAIL DESIGN

**Budget Spent vs. Approved Budget Remaining**



- Remaining
- Spent

Project Phase	Start	Finish	2014												2015												2016												2017											
			J	F	M	A	M	J	J	A	S	O	N	D	J	F	M	A	M	J	J	A	S	O	N	D	J	F	M	A	M	J	J	A	S	O	N	D	J	F	M	A	M	J	J	A	S	O	N	D
<b>PRE-DEVELOPMENT</b>																																																		
Forecast/Actual																																																		
Approved																																																		
Baseline																																																		
<b>CONCEPTUAL</b>																																																		
Forecast/Actual																																																		
Approved																																																		
Baseline																																																		
<b>ENVIRONMENTAL</b>																																																		
Forecast/Actual																																																		
Approved																																																		
Baseline																																																		
<b>DETAIL DESIGN</b>																																																		
Forecast/Actual																																																		
Approved																																																		
Baseline																																																		
<b>CONSTRUCTION (including DETAIL DESIGN Activities)</b>																																																		
Forecast/Actual	06/02/14	08/01/16																																																
Approved	01/01/14	01/30/16																																																
Baseline	01/01/14	01/30/16																																																
<b>CONTRACT CLOSEOUT</b>																																																		
Forecast/Actual	02/01/16	08/01/16																																																
Approved	02/01/16	08/01/16																																																
Baseline	02/01/16	08/01/16																																																



**Transit Spot Improvement - Muni Forward - 5 Fulton Mid Route Phase I**

This project will implement engineering changes to reduce travel time and improve reliability on the 5 Fulton corridor along Fulton and McAllister Streets between Arguello Boulevard and Market Street. The 5 Fulton is a Rapid Network route and an important connector between the Richmond District and Downtown. The route's reliability and travel time are hampered in this segment by traffic congestion, closely spaced stops, and frequent stop signs on McAllister.

Project to be delivered as a change order to an existing DPW McAllister Paving contract.

PROJECT INITIATION: September 12, 2013	PROJECT MANAGER: Cathal Hennessy (415) 701-4548
CURRENT PROJECT PHASE: Construction	PROJECT ENGINEER: Robert Lim (415) 701-5669
	RESIDENT ENGINEER: Robin Park (DPW) (415) 554-8351

**CONTRACTOR: Esquivel Grading and Paving**

CONTRACT AWARD DATE: October 29, 2014	CONTRACT AWARD VALUE: \$486,000
NOTICE TO PROCEED: October 29, 2015	MODIFICATIONS TO-DATE: \$0
SUBSTANTIAL COMPLETION: June 1, 2015	TOTAL CONTRACT VALUE: \$486,000
FINAL COMPLETION: December 31, 2015	% MODIFICATION:

**ACCOMPLISHMENTS THIS PERIOD:**

SFPW and the Contractor began the close out process that include the final resolution of change order work.

**UPCOMING PROJECT MILESTONES: (3 MONTH LOOK-AHEAD)**

Complete project close out.

**PROJECT CHALLENGES / AREAS OF CONCERN:**

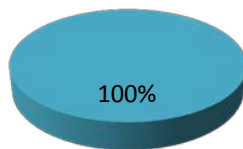
None to report.

**Transit Spot Improvement - Muni Forward - 5 Fulton Mid Route Phase I**

PROJECT PHASE	BASELINE BUDGET	APPROVED BUDGET	ESTIMATE AT COMPLETION	BOND FUNDING	OTHER FUNDING	BOND SPENT	OTHER SPENT	BUDGET SPENT
PRE-DEVELOPMENT	\$0	\$0	\$0	\$0	\$0	\$0	\$0	-
CONCEPTUAL	\$0	\$0	\$0	\$0	\$0	\$0	\$0	-
ENVIRONMENTAL	\$0	\$0	\$0	\$0	\$0	\$0	\$0	-
DETAIL DESIGN	\$0	\$0	\$0	\$0	\$0	\$0	\$0	-
CONSTRUCTION	\$800,000	\$800,000	\$800,000	\$800,000	\$0	\$417,081	\$0	52.1%
<b>PROJECT TOTALS</b>	<b>\$800,000</b>	<b>\$800,000</b>	<b>\$800,000</b>	<b>\$800,000</b>	<b>\$0</b>	<b>\$417,081</b>	<b>\$0</b>	<b>52.1%</b>

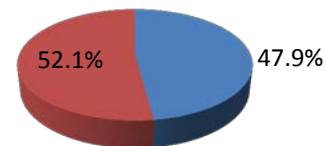
Funding Series Detail: \$0 2012B, \$800,000 2013, \$0 2014  
 Expenditure Series Detail: \$0 2012B, \$417,081 2013, \$0 2014

**Approved Budget By Phase**



- PRE-DEVELOPMENT ■ CONCEPTUAL
- ENVIRONMENTAL ■ DETAIL DESIGN
- CONSTRUCTION

**Budget Spent vs. Approved Budget Remaining**



- Remaining ■ Spent

Project Phase	Start	Finish	2014												2015												2016												2017											
			J	F	M	A	M	J	J	A	S	O	N	D	J	F	M	A	M	J	J	A	S	O	N	D	J	F	M	A	M	J	J	A	S	O	N	D	J	F	M	A	M	J	J	A	S	O	N	D
<b>PRE-DEVELOPMENT</b>																																																		
Forecast/Actual																																																		
Approved																																																		
Baseline																																																		
<b>CONCEPTUAL</b>																																																		
Forecast/Actual																																																		
Approved																																																		
Baseline																																																		
<b>ENVIRONMENTAL</b>																																																		
Forecast/Actual																																																		
Approved																																																		
Baseline																																																		
<b>DETAIL DESIGN</b>																																																		
Forecast/Actual																																																		
Approved																																																		
Baseline																																																		
<b>CONSTRUCTION (including DETAIL DESIGN Activities)</b>																																																		
Forecast/Actual	06/30/14	06/01/15																																																
Approved	09/01/13	06/01/14																																																
Baseline	09/01/13	06/01/14																																																
<b>CONTRACT CLOSEOUT</b>																																																		
Forecast/Actual	06/01/15	12/31/15																																																
Approved	06/01/15	09/01/15																																																
Baseline	06/01/15	09/01/15																																																

**Transit Spot Improvement - Muni Forward - 5 Fulton Outer Route**

This project will implement engineering changes to reduce travel time and improve reliability on the 5 Fulton corridor along Fulton between 25th Avenue and the Great Highway. The 5 Fulton is a Rapid Network route and an important connector between the Richmond District and Downtown. The route's reliability and travel time are hampered in this segment by closely spaced stops and all-way stop signs.

Project to be delivered as part of the SFPW paving renovation contract.

PROJECT INITIATION: September 12, 2013	PROJECT MANAGER: Cathal Hennessy (415) 701-4548
CURRENT PROJECT PHASE: Construction	PROJECT ENGINEER: Opehila Lau (415) 554-8350
	RESIDENT ENGINEER: Teenchee Le (415) 990-3851

**CONTRACTOR: Esquivel Grading and Paving**

CONTRACT AWARD DATE: June 25, 2015	CONTRACT AWARD VALUE: \$1,038,792
NOTICE TO PROCEED: September 1, 2015	MODIFICATIONS TO-DATE: TBD
SUBSTANTIAL COMPLETION: Oct 24th, 2016	TOTAL CONTRACT VALUE:
FINAL COMPLETION: November 23, 2016	% MODIFICATION:

**ACCOMPLISHMENTS THIS PERIOD:**

SFPW awarded the contract and issued notice to proceed date on Sept 1, 2015.

**UPCOMING PROJECT MILESTONES: (3 MONTH LOOK-AHEAD)**

Contractor began active construction.

**PROJECT CHALLENGES / AREAS OF CONCERN:**

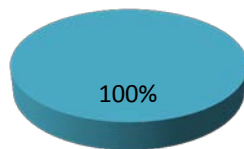
None to report.

**Transit Spot Improvement - Muni Forward - 5 Fulton Outer Route**

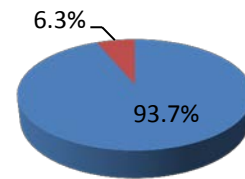
PROJECT PHASE	BASELINE BUDGET	APPROVED BUDGET	ESTIMATE AT COMPLETION	BOND FUNDING	OTHER FUNDING	BOND SPENT	OTHER SPENT	BUDGET SPENT
PRE-DEVELOPMENT	\$0	\$0	\$0	\$0	\$0	\$0	\$0	-
CONCEPTUAL	\$0	\$0	\$0	\$0	\$0	\$0	\$0	-
ENVIRONMENTAL	\$0	\$0	\$0	\$0	\$0	\$0	\$0	-
DETAIL DESIGN	\$0	\$0	\$0	\$0	\$0	\$0	\$0	-
CONSTRUCTION	\$905,000	\$905,000	\$1,200,000	\$1,505,000	\$0	\$57,329	\$0	6.3%
<b>PROJECT TOTALS</b>	<b>\$905,000</b>	<b>\$905,000</b>	<b>\$1,200,000</b>	<b>\$1,505,000</b>	<b>\$0</b>	<b>\$57,329</b>	<b>\$0</b>	<b>6.3%</b>

Funding Series Detail: \$0 2012B, \$1,505,000 2013, \$0 2014  
 Expenditure Series Detail: \$0 2012B, \$57,329 2013, \$0 2014

**Approved Budget By Phase**



**Budget Spent vs. Approved Budget Remaining**



- PRE-DEVELOPMENT ■ CONCEPTUAL
- ENVIRONMENTAL ■ DETAIL DESIGN
- CONSTRUCTION

- Remaining ■ Spent

Project Phase	Start	Finish	2014												2015												2016												2017											
			J	F	M	A	M	J	J	A	S	O	N	D	J	F	M	A	M	J	J	A	S	O	N	D	J	F	M	A	M	J	J	A	S	O	N	D	J	F	M	A	M	J	J	A	S	O	N	D
<b>PRE-DEVELOPMENT</b>																																																		
Forecast/Actual																																																		
Approved																																																		
Baseline																																																		
<b>CONCEPTUAL</b>																																																		
Forecast/Actual																																																		
Approved																																																		
Baseline																																																		
<b>ENVIRONMENTAL</b>																																																		
Forecast/Actual																																																		
Approved																																																		
Baseline																																																		
<b>DETAIL DESIGN</b>																																																		
Forecast/Actual																																																		
Approved																																																		
Baseline																																																		
<b>CONSTRUCTION (including DETAIL DESIGN Activities)</b>																																																		
Forecast/Actual	09/01/15	11/23/16																																																
Approved	09/01/13	06/01/15																																																
Baseline	09/01/13	06/01/15																																																
<b>CONTRACT CLOSEOUT</b>																																																		
Forecast/Actual	11/24/16	02/24/17																																																
Approved	11/24/16	02/24/17																																																
Baseline	11/24/16	02/24/17																																																

[End Report]



Prepared By:  
Finance and Information Technology  
San Francisco Municipal Transportation Agency