

THIS PRINT COVERS CALENDAR ITEM NO. : 11

**SAN FRANCISCO
MUNICIPAL TRANSPORTATION AGENCY**

DIVISION: Finance & Information Technology

BRIEF DESCRIPTION:

Presentation and discussion of the FY 2015 and FY 2016 Operating Budget including possible modifications to various fares, fees, fines, rates and charges; possible new revenue sources and new expenditures; and revenue and expenditure reductions; discussion of the FY 2015 and FY 2016 Capital Budget including anticipated capital programs and projects.

SUMMARY:

- Charter Section 8A.106 provides that the SFMTA must submit a two-year budget by May 1 to the Mayor and Board of Supervisors of each even-numbered year.
- On February 4, 2014 the SFMTA Board of Directors reviewed:
 - The Projected Operating Baseline Budget for FY 2015 and FY 2016 and additional revenue and expenditure options.
 - The Projected Capital Baseline Budget for FY 2015 and FY 2016
- Changes to fares, fees, fine, rates and charges, are included in the Baseline Operating Budget for FY 2015 and FY 2016.
- Pursuant to the Charter section 16.112, advertisements were placed in the City’s official newspaper for a five-day period beginning on February 13, 2014 providing notice that the Board of Directors will hold a public hearing on February 18, 2014
- A second public hearing will be held on March 4, 2014, and may include additional changes to these proposed fares, fees, fines, rates and charges, and transit service and capital projects

ENCLOSURES:

1. Appendix A, Possible new revenue sources and new expenditures and revenue and expenditure reductions
2. Exhibits 1-5, Indexed Fares and Cost Recovery Fees included in FY 2015 and FY 2016 Baseline Budget
3. Exhibit 6, Capital Program and Projects Proposed for FY 2015 and FY 2016

APPROVALS:

DATE

DIRECTOR _____ 2/12/14

SECRETARY _____ 2/12/14

ASSIGNED SFMTAB CALENDAR DATE: February 18, 2014

PURPOSE

Presentation and discussion of the FY 2015 and FY 2016 Operating Budget including possible modifications to various fares, fees, fines, rates and charges; possible new revenue sources and new expenditures; and revenue and expenditure reductions; discussion of the FY 2015 and FY 2016 Capital Budget including possible capital programs and projects.

GOAL

This item supports all of the Strategic Plan Goals.

- Create a safer transportation experience for everyone
- Make transit, walking, bicycling, taxi, ridesharing and carsharing the most attractive and preferred means of travel
- Improve the environment and quality of life in San Francisco
- Create a workplace that delivers outstanding service

DESCRIPTION

The SFMTA is preparing a two-year Budget for FY 2015 and FY 2015 for submittal by May 1, 2012 to the Mayor and Board of Supervisors as required by Charter section 8A.106.

Operating Budget

On February 4, 2014, the SFMTA Board of Directors reviewed the Operating Baseline Budget for FY 2015 and FY 2016 that included a \$22.2 million surplus for FY 2015 and a \$15.0 million surplus for FY 2016 based on projections as of early February 2014. The Operating Baseline Budget for FY 2015 and FY 2016 are summarized below.

REVENUES (\$ million)

Revenue Category	FY 2015 Baseline Budget	FY 2016 Baseline Budget
Transit Fares	211.1	216.7
Operating Grants	123.7	128.2
Parking and Traffic Fees & Fines	290.3	295.0
Other (Advertising, Interest, Inter-departmental Recovery, Taxi)	42.7	43.8
General Fund Transfer	243.7	253.9
Capital Projects	16.1	15.4
Use of Reserves	10.0	5.0
TOTAL	\$937.6	\$958.0

EXPENDITURES (\$ million)

Expenditure Category	FY 2015 Baseline Budget	FY 2016 Baseline Budget
Salaries & Benefits	566.2	583.6
Contracts and Other Services	110.8	118.1
Materials & Supplies	74.1	76.2
Equipment & Maintenance	10.4	11.2
Rent & Building	5.8	6.3
Insurance, Claims & Payments to Other Agencies	66.8	63.7
Work Orders	65.2	68.5
Transfer to Capital Projects	16.1	15.4
TOTAL	\$915.4	\$943.0

The Baseline Operating Budget includes the following:

- Implementation of the SFMTA Board's approved Automatic Indexing Policy and Cost Recovery calculations for various fares, fees, fines, rates and charges subject to the California Vehicle Code
- Current estimates from the Controller's Office on the General Fund Baseline transfers
- Current estimates from MTC on the state and regional operating grants
- Continuation of Sunday parking enforcement
- \$2 m reduction each year in legal claims and judgments based on prior years' experience
- \$2 m reduction each year in worker's comp claims based on safety efforts
- \$10 m reduction each year in reserve funding now available as the SFMTA Board's adopted reserve policy has been met
- \$13.8 m increase in non-discretionary labor costs: temporary salaries, premium pay, holiday pay, annualization of previous approved position refunds/transfers/substitutions,
- \$20.0 m in known increases in newly approved contracts and existing contract CPI adjustments (garage management fees and parking tax; BART contract; JPB payment; system maintenance; parking meter replacement management fees; taxi services and software licensing)
- \$18.5 m each year in fringe increases
- \$16.1 m addition in capital projects for FY 15 and \$15.4 m for FY 16 (offset against non-operating revenues)
- 5% increase in work orders (labor increases for City departments)

The Baseline Operating Budget does not include the following (see Appendix A for further detail):

- Continuation of Free Transit Fares for Low and Moderate Income Youth ages 5-17
- Any changes to fares beyond the indexing amounts outlined in Exhibit 1
- Additional costs arising from new collective bargaining agreements to commence July 1, 2014
- Structural Deficit fixes to address long standing under budgeted areas such as overtime, appropriate attrition assumptions, special events service delivery and equipment needs.
- Work order reductions
- Transit Service Increases
- New Program Requests from Divisions to support Strategic Plan work efforts

- Use of Additional Reserve which may be available beyond the Board Approved Reserve Policy which requires a reserve of 10% of the operating budget
- New expenditures requested by divisions to meet the Strategic Plan Goals as outlined below in Appendix A
- Work order reductions including the remaining amounts funded in FY 2014 for the Traffic Division
- Reduction in Non-Personnel Services and Materials and Supplies budgeted in FY 2014 but unused
- Possible new revenue sources and new expenditures and revenue and expenditure reductions are listed in Appendix A

Capital Budget

The two year proposed capital budget is summarized in the Table 1 below.

TABLE 1
Proposed Capital Budget for FY 2015 and FY 2016 by Program

CAPITAL PROGRAM (\$ millions)	Projected Balance Remaining at end of FY 2014	Proposed FY 2015	Proposed FY 2016	Total
Central Subway	-	191.6	191.6	383.2
Security	0.1	3.0	10.1	13.2
Safety	6.5	6.6	1.3	14.4
Bicycle	4.9	17.8	16.9	39.6
Pedestrian	6.0	11.8	22.0	39.8
Transit Optimization/Expansion	13.7	24.1	195.8	233.6
Traffic/Signals	10.5	16.6	9.8	36.9
Transit Fixed Guideway	90.3	22.7	20.0	133
Fleet	22.5	302.0	202.7	527.2
Facility	6.0	11.0	70.0	87
Traffic Calming	9.0	23.7	6.4	39.1
Parking	6.0	29.0	-	35
School	2.1	1.2	0.3	3.6
Taxi	0.5	1.2	0.7	2.4
Accessibility	0.8	0.1	1.2	2.1
Communications/IT Infrastructure	9.9	14.3	0.4	24.6
Total	188.9	676.6	749.1	1,614.7

The above figures assume the voters approve three measures anticipated to be included on the November 2014 San Francisco ballot: 1) a General Obligation Bond of up to \$410 million to support transportation infrastructure projects; 2) a Charter Amendment providing an additional General Fund allocation to the SFMTA of up to \$125 million; and 3) a new local assessment on the Vehicle License Fee. Exhibit 6 includes a list of possible projects to be funded within each of the programs in Table 1 above.

Published Notice

Pursuant to Charter Section 16.112, advertisements were placed in the City's official newspaper to provide notice that the Board of Directors will hold a public hearing on February 18, 2014, to consider possible changes to fares, fees, fines, rates and charges as well as capital projects proposed to be included in the two year budget. The advertisement ran in the San Francisco Chronicle for a five-day period beginning on February 11, 2012.

ALTERNATIVES CONSIDERED

The SFMTA Board considered various options at the February 4, 2014 Workshop including those summarized in Exhibits 1-4 which are part of the FY 2015 and FY 2016 Baseline Budget. Appendix A summarizes additional possible revenue options to balance the Operating Budget for FY 2015 and FY 2016.

OTHER APPROVALS RECEIVED OR STILL REQUIRED

The SFMTA Board must approve a balanced Budget for FY 2015 and FY2016 for submittal to the Mayor and the Board of Supervisors by May 1, 2012. Before the Board can approve the budget the following are required:

- **Environmental Clearance:** Modifications to fees, fares, fines, rates and charges are subject to the California Environmental Quality Act (CEQA). Pursuant to the City Charter, revenue from parking related fees, rates and charges support transit service. CEQA provides a statutory exemption from environmental review for the establishment, modification, structuring, restructuring or approval of rates, tolls, and other charges if these rates, tolls, and other charges will be used to meet operating expenses, including employee wage rates and fringe benefits, or purchase or lease supplies, equipment, or materials. See California Public Resources Code section 21080(b)(8) and CEQA implementing guidelines, Title 14 of the California Code of Regulations section 15273. In addition, projects identified for possible funding in the Capital Budget may require CEQA clearance.
- **Title VI Analysis:** Pursuant to the federal requirements contained in the Federal Transit Administration's (FTA) Circular 4702.1A, "Title VI and Title VI-Dependent Guidelines for FTA Recipients," Chapter V Part 4, the SFMTA must conduct an equity analysis of the proposed fare changes to Municipal Railway passes, passports, stickers, and fares as described in this document. If any service changes are included in the budget, the equity analysis for those changes will be included as well. The Title VI guidelines require that the SFMTA Board approve the equity analysis.
- **Certification That SFMTA Budget Is Adequate:** Charter Section 8A.106(b) requires the SFMTA Board to certify that the budget is adequate in all respects to make substantial progress towards meeting the performance standards established pursuant to Section 8A.103 for the fiscal years covered by the budget.
- **Proposition J Certifications:** Charter Section 10.104.15 allows City departments to contract for services where the Controller certifies that such services can be practically performed under private contract at a lesser cost than similar work performed by City employees and the Board of Supervisors approves.

The City Attorney has reviewed this calendar item.

FUNDING IMPACT

Input from this public hearing will assist the SFMTA Board in their deliberations of the FY 2015 and FY 2016 Operating and Capital Budget.

RECOMMENDATION

No action will be taken at this meeting. A second public hearing will be held on March 4, 2014. Based on the Board's discussion and public comment at these two public hearings, balanced operating and capital budgets for the Board consideration and approval will be presented on April 1, 2014.

APPENDIX A

Revenue Items not Included In Baseline Operating Budget (\$ millions)

Proposal	Description	Annual FY15	Annual FY16
Use of Additional Reserve	Potential reserves available beyond the 10% set aside target established by Board	20-25	20-25
F-Line premium fare * Option 1	Establish a premium fare for single rides on the F-line. <ul style="list-style-type: none"> Adult rate \$1 and senior/disabled/youth by \$0.50 above FY 2015 fare level and subject to indexing formula in subsequent years. 	(0.25) See note below	1.3
F-Line premium fare * Option 2	<ul style="list-style-type: none"> Increase to equal Cable Car Fare (Currently \$6) 	4.9	4.9
Premium fare for peak period express/limited service *	Establish a premium adult single ride rate for peak period express/limited service. Adult rate \$1 and senior/ disabled /youth by \$.50 above FY 2015 fare level and subject to indexing formula in subsequent years.	(0.25) See note below	0.1
Premium monthly pass for peak period express service *	Require use of premium "A" BART+Muni pass on peak period express service - eliminate monthly Muni-only "M" pass acceptance. "M" pass holders would be required to pay full cash for peak service.	(0.25) See note below	1.4
Youth/Senior Fare	Increase to 50% of adult fare (currently at 35%)	2.3	2.5
Increase Visitor Passport fares: 1-Day -Option 1	<ul style="list-style-type: none"> Increase by \$1 from FY2015 Indexed Fares 	0.3	0.3
Increase Visitor Passport fares: 1-Day -Option 2	<ul style="list-style-type: none"> Increase by \$5 from FY2015 Indexed fare rates. 	1.6	1.6
Increase Visitor Passport fares: 3-Day -Option 1	<ul style="list-style-type: none"> Increase by \$1 from FY2015 Indexed Fares 	0.2	0.2

Proposal	Description	Annual FY15	Annual FY16
Increase Visitor Passport fares: 3-Day –Option 2	<ul style="list-style-type: none"> Increase by \$5 from FY2015 Indexed fare rates. 	1.1	1.1
Increase Visitor Passport fares: 7-Day –Option 1	<ul style="list-style-type: none"> Increase by \$1 from FY2015 Indexed Fares 	0.1	0.1
Increase Visitor Passport fares: 7-Day-Option 2	<ul style="list-style-type: none"> Increase by \$5 from FY2015 Indexed fare rates. 	0.4	0.4
Monthly “A” pass increase (BART pass-through)	Increase “A” pass \$2 above indexed price (covers 5.5% BART pass-through increase per trip).	0.7	0.7
Special Event add-on fare	Eliminate \$1 add-on fare discount for Clipper monthly pass holders for Bay to Breakers service. Less than 1% of fares for this event are add-ons. Elimination reduces the complexity of Clipper system and streamlines customer communication.	Less than 0.1	Less than 1.0
Eliminate in-person <i>Customer Service Center</i> fee	Eliminate \$3.00 processing fee for citation payments, Residential parking Permit renewals, parking card and non-clipper fare media purchases at SFMTA Customer Service Center (retain Project 20 enrollment fee)-offsets existing labor costs.	(0.1)	(0.1)
Eliminate online/by phone citation payment processing fee	Eliminate \$2.50 processing fee for citation payments made online or by phone (gross fee revenue at \$2.3M less \$750K in credit card transaction cost).	(1.6)	(1.6)
Eliminate shipping and handling fees for RPP renewal processing and parking meter card online orders	Eliminate \$2.50 shipping and handling fee for RPP renewal and parking meter cards entered online- -offsets existing labor costs and postage costs.	(0.1)	(0.1)
Extend Free Muni for Youth Program – Option 1	<ul style="list-style-type: none"> Extend low and moderate income free Muni program for youth 	(2.7)	(2.8)

Proposal	Description	Annual FY15	Annual FY16
Extend Free Muni for Youth Program – Option 2	Extend program and expand to include 18 year olds	(3.6)	(3.7)
Expand Youth fare	Extend youth fare through age 18 (does not include \$0.8M above assumed in FM4Y)	(2.0)	(2.1)
Implement Inter-agency fare discount	Implement \$0.50 adult single ride transfer discount from AC Transit, CalTrain, SamTrans and Vallejo Ferry. Eliminate CalTrain and Vallejo \$5 monthly pass discount. Creates single transfer policy for all connecting agencies.	(0.1)	(0.1)
Reduce Lifeline Pass Price – Option 1	<ul style="list-style-type: none"> Fare reduced by \$1 from FY2015 Indexed fare of \$34. 	(0.3)	(0.3)
Reduce Lifeline Pass Price – Option 2	<ul style="list-style-type: none"> If fare reduced by \$5 from FY2015 Indexed fare of \$34 	(1.3)	(1.3)
Clipper single ride discount	Delay indexed cash fare increase one year for single rides using Clipper (cash fares and Metro Limited use tickets increase only).	(0.6)	(0.6)
Sunday Street Parking Elimination A	<ul style="list-style-type: none"> Reduction in revenue 	(9.6)	(9.8)
Sunday Street Parking Elimination B	<ul style="list-style-type: none"> Cost Savings (non-labor savings) 	0.3	0.3
Sunday Street Parking Elimination C	<ul style="list-style-type: none"> Reversal Cost (depends on timing if done prior to new meter installation or not, signage, etc.) 	(0.5-1.0)	

Proposal	Description	Annual FY15	Annual FY16
<p>Free Muni for Seniors and Disabled</p> <p>50% -Monthly Pass Holders</p> <p><i>Estimated 6-9 month implementation. All fare proposal subject to Title VI equity analysis prior to approval.</i></p>	<p>Assume that 50% meet qualification</p> <ul style="list-style-type: none"> • Monthly Pass holders 	(4.0)	(4.1)
<p>Free Muni for Seniors and Disabled</p> <p>50% -Cash Fare</p> <p><i>Estimated 6-9 month implementation. All fare proposal subject to Title VI equity analysis prior to approval.</i></p>	<p>Assume that 50% meet qualification</p> <ul style="list-style-type: none"> • Cash Fare 	(.10)	(.12)
<p>Free Muni for Seniors and Disabled</p> <p>50% - Administration/Income Eligibility</p> <p><i>Estimated 6-9 month implementation. All fare proposal subject to Title VI equity analysis prior to approval.</i></p>	<p>Assume that 50% meet qualification</p> <ul style="list-style-type: none"> • Administration/Income Eligibility 	(.30)	(.31)
<p>Free Muni for Seniors and Disabled</p> <p>67% -Monthly Pass Holders</p> <p><i>Estimated 6-9 month implementation. All fare proposal subject to Title VI equity analysis prior to approval.</i></p>	<p>Assume that 67% meet qualification</p> <ul style="list-style-type: none"> • Monthly Pass holders 	(6.0)	(6.2)

Proposal	Description	Annual FY15	Annual FY16
<p>Free Muni for Seniors and Disabled</p> <p>67% Cash Fare</p> <p><i>Estimated 6-9 month implementation. All fare proposal subject to Title VI equity analysis prior to approval.</i></p>	<p>Assume that 67% meet qualification</p> <ul style="list-style-type: none"> • Cash Fare 	<p>(0.15)</p>	<p>(0.16)</p>
<p>Free Muni for Seniors and Disabled</p> <p>67% - Administration/Income Eligibility</p> <p><i>Estimated 6-9 month implementation. All fare proposal subject to Title VI equity analysis prior to approval.</i></p>	<p>Assume that 67% meet qualification</p> <ul style="list-style-type: none"> • Administration/Income Eligibility 	<p>(.30)</p>	<p>(.31)</p>

*Proposals require Clipper development of new fare type. Estimated 12-18 month implementation for each proposal and is subject to regional prioritization. Development costs likely to exceed \$250,000 each. All fare proposals subject to Title VI equity analysis prior to approval.

Expenditure Items not Included In Baseline Operating Budget (\$ millions)

Proposal	Description	Annual FY15	Annual FY16
Labor Agreements	Impact unknown until negotiations completed	TBD	TBD
Transit Service Increase	5% in FY 2015, Additional 5% in FY 2016	32.7	59.0
Bicycle, Pedestrian and Other Sustainable Streets Programs	Various program needs	8.6	10.1
Preventive Maintenance	Transit and Sustainable Streets	5.1	6.0
Transit Shops and Maintenance of Way	Support Transit service infrastructure	3.3	3.4
Transportation Management Center	Fund new Center which will be operational in FY 2015	1.3	2.0
Expansion in Outreach and Communications	Enhance efforts in communications and outreach	1.0	1.2
Technology Upgrades	To support operational efficiency	4.6	4.6
Taxi Program	Enforcement, education and training	1.6	1.7
Other Divisional needs	Safety, Training, Human Resources	6.1	8.9
Reduction in Other Lines Items	Non Personnel Services and Materials and Supplies budget in FY 2014 but unused	(\$10.0)	(\$10.0)
SFPD Work Order	Eliminate remaining amounts for Traffic Division	(\$5.7)	(\$5.7)
Other Work Order Reductions	Reduce other work orders	(\$2.0)	(\$2.0)

EXHIBIT 1
Public Transit Fares

Fare Type	FY 2014 Current Fares	FY 2015 Proposed Fares	FY 2016 Proposed Fares
Adult Cash Fare	\$2.00	\$2.25	\$2.25
Discount Cash Fare (Senior and Disabled)	\$0.75	\$1.00	\$1.00
Youth Cash Fare	\$0.75	\$1.00	\$1.00
Adult "A" Fast Pass with Ride on BART in SF	\$76.00	\$78.00	\$81.00
Adult "M" Fast Pass Muni Only	\$66.00	\$68.00	\$70.00
Disabled/Youth/Senior Monthly Pass Muni Only	\$23.00	\$24.00	\$25.00
Lifeline Monthly Pass (Low Income)	\$33.00	\$34.00	\$35.00
Cable Car Cash	\$6.00	\$6.00	\$7.00
Cable Car All-Day Pass	\$15.00	\$15.00	\$16.00
One-Day Passport	\$15.00	\$15.00	\$16.00
Three-Day Passport	\$23.00	\$24.00	\$25.00
Seven-Day Passport	\$29.00	\$30.00	\$31.00
Tokens (Pack of 10) *	\$20.00	\$22.50	\$22.50
Special Cable Car Fare for Seniors and Disabled from	\$3.00	\$3.00	\$3.00
Interagency Sticker (excludes BART & Cable Car)	\$61.00	\$63.00	\$65.00
BART-to-Muni Transfer (each way with coupon)	1.75	\$2.00	\$2.00
Class Pass (monthly)	\$27.00	\$28.00	\$29.00
School Coupon Booklet (15 tickets) *	\$11.25	\$15.00	\$15.00
Special Event Service Adult Round-Trip	\$12.00	\$12.00	\$13.00
Special Event Service Senior/Disabled/Youth Round-Trip	\$11.00	\$11.00	\$12.00
Special Event Service Add-on fare	\$9.00	\$9.00	\$10.00

Fare increases result from implementation of SFMTA Board approved Automatic CPI Indexing Policy which is available at <http://www.sfmta.com/protected/automaticindexingplan.pdf>.

*Based on multiplying single ride fare

EXHIBIT 2
Cost Recovery Fees

All fees in this exhibit are calculated based on a cost recovery methodology, which includes SFMTA known retroactive and prospective costs (does not include unknown labor increases), except for fees associated with automobile towing and storage which, in addition to SFMTA cost recovery fees, include the towing and storage fees charge by the SFMTA's towing contractor.

Neighborhood Parking Permit Program (including Residential, Visitor, Business and Commercial Permit Fees): The Neighborhood Parking Program was established in 1976 to provide greater parking availability for City residents and merchants by discouraging long-term parking by non-residents or commuters. Presently there are 28 residential parking permit areas in the City plus 2 additional permit areas that are currently under discussion. These parking permit fees are a cost recovery fee and proposed increases will offset the actual costs for enforcement and other expenses associated with the administration of the Neighborhood Parking Program.

Neighborhood Parking Permits	Current Fee	FY 2015 Proposed Effective July 1, 2014	FY 2016 Proposed Effective July 1, 2015
Resident/Business/Commercial Vehicle/School/Fire Station/Foreign Consulate/Medical & Childcare Provider (Annual)	\$109.00	\$110.00	\$111.00
Resident/Business/Commercial Vehicle/School/Fire Station/Foreign Consulate/Medical & Childcare Provider (Six months or less)	\$54.00	\$55.00	\$55.00
Farmer's Permit (Quarterly)	\$170.00	\$172.00	\$173.00
1- Day Flex Permit (1-5 per order)	\$12.00	\$12.00	\$13.00
1- Day Flex Permit (6-15 per order)	\$10.00	\$10.00	\$11.00
1- Day Flex Permit (16-20 per order)	\$8.00	\$8.00	\$9.00
Temporary/Visitor (2 weeks)	\$37.00	\$37.00	\$38.00
Temporary/Visitor (4 weeks)	\$54.00	\$55.00	\$56.00
Temporary/Visitor (6 weeks)	\$72.00	\$73.00	\$73.00
Temporary/Visitor (8 weeks)	\$93.00	\$94.00	\$95.00
Permit Transfer	\$16.00	\$17.00	\$18.00

Contractor Parking Permit Program: Parking permit available for licensed Contractors. Permit exempts holder from payment at parking meters. Permit fees are cost recovery and proposed increases will offset the actual costs for lost parking meter revenue, enforcement and other expenses associated with permit administration.

Contractor Parking Permits	Current Fee	FY 2015 Proposed Effective July 1, 2014	FY 2016 Proposed Effective July 1, 2015
Contractor (Annual/Renewal – full rate)	\$920.00	\$929.00	\$938.00
Contractor (6 months)	\$460.00	\$465.00	\$469.00

Contractor Parking Permits	Current Fee	FY 2015 Proposed Effective July 1, 2014	FY 2016 Proposed Effective July 1, 2015
Contractor Permit Transfer	\$37.00	\$41.00	\$42.00

Color Curb Program: Residents, organizations, and business owners apply for various colored curb parking designations as authorized by the California Vehicle Code. These zones include white zones (passenger loading and unloading), green zones (10-minute parking), red zones (no parking), and yellow zones (freight loading and unloading). The program's costs are funded by fees charged to the requestors. Yellow zones have historically not had a fee associated with them. Yellow zones are often initiated by Parking and Traffic to reduce double parking which may delay Muni buses and LRV trains. The yellow zones generally serve the entire block and not a specific business. Some taxi and tour bus zones are assessed white zone fees when the zone serves a hotel or identifiable commercial entity or beneficiary

Color Curb Program White or Green Zones	Current Fee	FY 2015 Proposed Effective July 1, 2014	FY 2016 Proposed Effective July 1, 2015
1-22 Feet Application Processing Fee	\$765	\$784	\$804
1-22 Feet Painting Fee	\$359	\$368	\$377
23-44 Feet Application Processing Fee	\$1,527	\$1,565	\$1,604
23-44 Feet Painting Fee	\$720	\$738	\$756
45-66 Feet Application Processing Fee	\$2,291	\$2,348	\$2,407
45-66 Feet Painting Fee	\$1,078	\$1,105	\$1,133
> 66 Feet Application Processing Fee	\$3,056	\$3,132	\$3,210
> 66 Feet Painting Fee	\$1,437	\$1,473	\$1,510
1-22 Feet Renewal and Repaint Fee	\$359	\$368	\$377
23-44 Feet Renewal and Repaint Fee	\$720	\$738	\$756
45-66 Feet Renewal and Repaint Fee	\$1,078	\$1,105	\$1,133
> 66 Feet Renewal and Repaint Fee	\$1,437	\$1,473	\$1,510

Red Zone Painting (Driveway Tips)	Current Fee	FY 2015 Proposed Effective July 1, 2014	FY 2016 Proposed Effective July 1, 2015
Application Processing Fee	\$180	\$185	\$190
Painting & Renewal Fee	\$168	\$172	\$176

Temporary Street Closure: A temporary street closure permit is required for events such as neighborhood block parties, street fairs, athletic or other events. The fee schedule imposes greater increases for late filed applications.

Temporary Street Closure Fees	Current Fee	FY 2015 Proposed Effective July 1, 2014	FY 2016 Proposed Effective July 1, 2015
Neighborhood Block Party at least 60 days in Advance	\$158	\$167	\$177
Fewer than 60 days	\$210	\$223	\$236
Fewer than 30 days	\$420	\$445	\$472
Fewer than 7 days	\$473	\$501	\$531
All Other Events at least 60 days in advance	\$522	\$553	\$586
Fewer than 60 days	\$632	\$670	\$710
Fewer than 30 days	\$741	\$785	\$832
Fewer than 7 days	\$852	\$903	\$957

Special Traffic Permits: A Special Traffic Permit is required for any work that obstructs traffic on any street or sidewalk area due to construction, excavation, or other activity. A contractor must apply for a permit at least two business days prior to commencing work. To address situations when permit applications are submitted with less than two business days prior to the work, a late fee is assessed. The proposed increases in the special traffic permit fees are estimated to offset the cost of enforcement and other expenses associated with the administration of the program.

Special Traffic Permits	Current Fee	FY 2015 Proposed Effective July 1, 2014	FY 2016 Proposed Effective July 1, 2015
Base Permit – Processing	\$179.75	\$179.75	\$179.75
Daily Fee	\$37.00	\$37.00	\$37.00
Late Fee	\$201.25	\$201.25	\$201.25

Project 20 Processing Fee: Project 20 is a program established by the San Francisco courts and, under agreement with the SFMTA, it provides options for eligible customers to work off parking fines by performing either community service or participating in a payment plan arranged through Project 20. The processing fee charged by the SFMTA covers the administrative costs of processing the contract with the customer, referral to the Project 20 office, and the processing/reconciliation of funds and work credits collected by Project 20 for parking citations.

Project 20 Processing	Current Fee	FY 2015 Proposed Effective July 1, 2014	FY 2016 Proposed Effective July 1, 2015
Project 20 Fee	\$25	\$26	\$27

Boot Removal Fee: A fee to remove a boot from a vehicle with five or more citations. The fee offsets the cost of enforcement and other expenses associated with the administration of the program.

Description	Current Fee	FY 2015 Proposed Effective July 1, 2014	FY 2016 Proposed Effective July 1, 2015
Boot Removal Fee	\$312	\$314	\$316

Auto Towing and Storage Fees: The SFMTA contracts with AutoReturn to provide auto towing and storage services. SFMTA's towing and storage administrative fees partially recover the cost of SFMTA's towing and storage administrative oversight at this time. The fees listed below for AutoReturn are for informational purposes only so that the public is aware of the total fees and costs that may be imposed for auto towing and storage services. SFMTA Board action on the listed AutoReturn fees is not being requested at this time.

Description	Current Fee	FY 2015 Proposed Effective July 1, 2014	FY 2016 Proposed Effective July 1, 2015
SFMTA Admin Fee	\$254.00	\$263.00	\$266.00
AutoReturn Tow Fee	\$208.75	\$218.000	\$222.50
TOTAL TOW FEE	\$462.75	\$481.00	\$488.50
SFMTA Storage Fee - Day 1	\$2.70	\$2.75	\$3.00
AutoReturn Storage Fee - Day 1	\$51.40	\$56.25	\$57.50
TOTAL STORAGE FEE-DAY 1	\$54.10	\$59.00	\$60.50
SFMTA Storage Fee – Subsequent Days	\$3.05	\$3.25	\$3.50
AutoReturn Storage Fee – Subsequent Days	\$61.00	\$65.75	\$67.25
TOTAL STORAGE FEE - subsequent	\$64.05	\$69.00	\$70.75

Approval of these fees above will be prorated to all fees under the contract. AutoReturn fees

include an estimated CPI of 3% rounded to the nearest \$0.25.

Special Collection Fee:

Special Collections fee for delinquent parking citation collections. SFMTA is charged for these services by a contractor, this fee allows the SFMTA to recover these charges for delinquent customers.

Special Collection Fee	Current Fee	FY 2015 Proposed Effective July 1, 2014	FY 2016 Proposed Effective July 1, 2015
After the 1 st payment due date	\$28	\$29	\$30
After the 2 nd payment due date	\$38	\$39	\$40
Special Collection Fee - after the 2 nd payment due date	\$44	\$45	\$46

Cable Car/Historic Street Car Rental Fee:

The amounts proposed are projected to recover costs associated with maintenance, operations and administering vehicle rental. For FY 2015 on, the prior methodology is proposed to change to reflect the actual request for these rentals and to correct prior assumptions.

Description	Current Fee	FY 2015 Proposed Effective July 1, 2014	FY 2016 Proposed Effective July 1, 2015
Cable Car- Two-Hour Minimum Rental	\$794.75	\$839.50	\$873.25
Cable Car- Each Additional Hour	\$189.25	\$419.75	\$436.50
Historical Street Car Two-Hour	\$733.75	\$363.50	\$378.00
Historical Street Car Each Additional	\$189.25	\$181.75	\$189.00
Motor Bus Two-Hour Minimum Rate		\$339.50	\$353.00
Motor Bus Each Additional Hour		\$169.75	\$176.50
Light Rail Vehicle Two-Hour		\$608.00	\$632.50
Light Rail Vehicle Each Additional		\$304.00	\$316.25
Trolley Bus Two-Hour Minimum Rate		\$296.50	\$308.25
Trolley Bus Each Additional Hour		\$148.25	\$154.25
GO-4 Two-Hour Minimum Rate		\$152.00	\$154.25
GO-4 Each Additional Hour Rental Fee		\$76.00	\$77.00

Parklet Installation Fee:

This fee reimburses the SFMTA for costs associated with the removal of metered parking spaces and installation of a parklet including staff time for planning, design, and engineering analysis, and the physical removal and relocation of any parking meter. The amount for this fee is currently for the removal of up to two parking spaces. If the installation of a parklet exceeds two parking spaces, an additional fee is imposed per additional parking space.

Description	Current Fee	FY 2015 Proposed Effective July 1, 2014	FY 2016 Proposed Effective July 1, 2015
Parklet Installation Fee	\$1,297	\$1,340	\$1,355
Additional Parking Space	\$600 per parking space	\$650 per parking space	\$650 per parking space

EXHIBIT 3
Taxi Service Permit Fees

The table below outlines the proposed cost recovery fees for FY 2015 and FY 2016.

Permit Type	Current Fee	FY 2015 Proposed Effective July 1, 2014	FY 2016 Proposed Effective July 1, 2015
Driver Permit Application:			
Driver Permit Application	\$152	\$252	\$265
Permit Holders Applications	\$1,863	\$0	\$0
Ramped Taxi Applications	\$766	\$0	\$0
PCN Applications (Waiting List)		\$500	\$500
Dispatch Applications	\$505	\$505	\$530
Color Scheme Change	\$5,688	\$5,688	\$5,972
Lost Medallions	\$608	\$608	\$638
Metal Medallions	\$227	\$100	\$105
New Color Schemes 1 to 5	\$71	\$0	\$0
New Color Schemes-6 to 15 Medallions	\$1,805	\$1,805	\$1,895
New Color Schemes-16 to 49 Medallions	\$2,647	\$2,647	\$2,779
New Color Schemes-50 or more Medallions	\$5,299	\$5,299	\$5,564
Taxi Wraps-Fee is per vehicle/month	\$6,621	\$6,621	\$6,952
Renewal Application:			
Driver Renewals	\$98	\$98	\$103
Permit Holders Renewals	\$1,410	\$1,410	\$1,431
Ramped Taxi Renewals	\$244	\$0	\$0
Color Scheme Renewal -1 to 5	\$1,485	\$1,485	\$1,559
Color Scheme Renewal- 6 to 15 Medallions	\$2,182	\$2,182	\$2,291
Color Scheme Renewals-16 to 49 Medallions	\$4,534	\$4,534	\$4,761
Color Scheme Renewals-50 to 149	\$6,802	\$6,802	\$7,142
Color Scheme Renewals - 150 or More	\$9,069	\$9,069	\$9,522
Dispatch Renewals	\$6,284	\$6,284	\$6,598

EXHIBIT 4
Other Fees

Parking Meter Use fee (Section 312) and Temporary Exclusive Use of Parking Meter fee (Section 904):

Description	Current Fee	FY 2015 Proposed Effective July 1, 2014	FY 2016 Proposed Effective July 1, 2015
Parking Meter Use Fee	\$7	\$8	\$9

Image Fee – use of SFMTA image (e.g. for films, TV shows, ads featuring SFMTA)

Description	Current Fee	FY2015 Proposed Effective July 1, 2014	FY 2016 Proposed Effective July 1, 2015
Use of SFMTA Image if a rental fee not paid	\$159	\$164	\$169

Commuter Shuttle

Description	Current Fee	FY2015 Proposed Effective July 1, 2014	FY 2016 Proposed Effective July 1, 2015
Commuter Shuttle	\$1.00	\$1.06	\$1.10

Vehicle Press Permit

Description	Current Fee	FY2015 Proposed Effective July 1, 2014	FY 2016 Proposed Effective July 1, 2015
Vehicle Press Permit	\$54	\$56	\$58

Parking Signs

Description	Current Fee	FY2015 Proposed Effective July 1, 2014	FY 2016 Proposed Effective July 1, 2015
SIGNS AND PARKING SPACE REMOVAL/RELOCATION FEE			
Removal / Relocation of each sign	\$50	\$0	\$0
Removal / Relocation of each pole	\$75	\$0	\$0
(Establish) Parking Space for temporary relocation of colored curb zones	\$200	\$362	\$362
(Establish) Parking Space for permanent relocation of colored curb zones, including painting	\$350	\$362	\$362
TEMPORARY NO-PARKING SIGN POSTING FEES			
1-4 Signs	\$167	\$177	\$182
5-9 Signs	\$223	\$236	\$243
10-15 Signs	\$278	\$295	\$304
16-21 Signs	\$334	\$354	\$365
22-28 Signs	\$389	\$412	\$424
29-35 Signs	\$445	\$472	\$486
36-43 Signs	\$501	\$531	\$547
44-51 Signs	\$557	\$590	\$608
52 or More Signs	\$10.25 for each additional sign	\$11.00 for each additional sign	\$12.00 for each additional sign

Transaction Fees

Description	Current Fee	FY2015 Proposed Effective July 1, 2014	FY 2016 Proposed Effective July 1, 2015
In-Person Customer Service Center Fee	\$3.00	\$3.00	\$4.00
Online Citation and Parking Permit payment and Parking Meter Card order fee	\$2.50	\$2.50	\$3.00
By-Phone Citation Payment Fee	\$2.50	\$2.50	\$3.00

EXHIBIT 5

Citations and Fines
Based on Indexing Calculation when Allowable

FORMER CODE SECTION	TRANSPORTATION CODE SECTION	DESCRIPTION	Current Amount	Fine Amount Effective July 1, 2014	Fine Amount Effective July 1, 2015
PEDESTRIANS AND SIDEWALKS					
Traffic Code Sections 77, 78	Div I 7.2.10	Pedestrian Crossings	\$58	\$60	\$62
Traffic Code Section 104	Div I 7.2.11	Electric Assistive Personal Mobility Devices	\$58	\$60	\$62
Traffic Code Section 96	Div I 7.2.12	Bicycle Riding Restricted	\$100	\$100	\$100
Traffic Code Section 100	Div I 7.2.13	NUV Violation	\$58	\$60	\$62
ON-STREET PARKING					
Traffic Code Section 315(a)	Div I 7.2.20	Residential Parking	\$74	\$76	\$78
Traffic Code Section 37(c)	Div I 7.2.22	Street Cleaning	\$64	\$66	\$68
Traffic Code Section 202.1	Div I 7.2.23(a)	Parking Meter-Downtown Core	\$74	\$76	\$78
Traffic Code Section 202	Div I 7.2.23(b)	Parking Meter-Outside Downtown Core	\$64	\$66	\$68
Traffic Code Section 38A	Div I 7.2.25	Red Zone	\$100	\$103	\$106
Traffic Code Sections 38B, 38B.1	Div I 7.2.26	Yellow Zone	\$85	\$88	\$91

FORMER CODE SECTION	TRANSPORTATION CODE SECTION	DESCRIPTION	Current Amount	Fine Amount Effective July 1, 2014	Fine Amount Effective July 1, 2015
Traffic Code Section 38C	Div I 7.2.27	White Zone	\$100	\$103	\$106
Traffic Code Section 38D	Div I 7.2.28	Green Zone	\$74	\$76	\$78
Traffic Code Section 37(a)	Div I 7.2.29	Parking for Three Days	\$100	\$103	\$106
Traffic Code Section 32(c)(1)	Div I 7.2.30(a)	Overtime Parking Core	\$74	\$76	\$78
Traffic Code Section 32(c)(2)	Div I 7.2.30(b)	Overtime Parking Outside Downtown Core	\$64	\$66	\$68
Traffic Code Sections 32.13, 55	Div I 7.2.32	Angled Parking	\$58	\$60	\$62
Traffic Code Section 32.21	Div I 7.2.33	Blocking Residential Door	\$46	\$47	\$48
Traffic Code Section 56	Div I 7.2.34	Median Dividers and Islands	\$74	\$76	\$78
Traffic Code Section 58(a)	Div I 7.2.35	Parking on Grades	\$58	\$60	\$62
Traffic Code Section 61	Div I 7.2.36	100 Feet Oversize	\$74	\$76	\$78
Traffic Code Sections 27, 219	Div I 7.2.37	Motorcycle Parking	\$100	\$103	\$106
Traffic Code Sections 33.5, 39(b), 66	Div I 7.2.38	Parking in Stand	\$100	\$103	\$106
Traffic Code Section 53(a)	Div I 7.2.39	Parking Transit-Only	\$110	\$110	\$110

FORMER CODE SECTION	TRANSPORTATION CODE SECTION	DESCRIPTION	Current Amount	Fine Amount Effective July 1, 2014	Fine Amount Effective July 1, 2015
Traffic Code Section 32(a)(1)	Div I 7.2.40	Tow-Away Zone-Downtown Core	\$95	\$98	\$101
Traffic Code Section 32(a)(2)	Div I 7.2.41	Tow-Away Zone-Outside Downtown Core	\$85	\$88	\$91
Traffic Code Section 32(b), 32.6.2, 32.6.3, 32.6.7, 32.6.8, 32.1.10, 32.6.13, 32.6.16, 32.6.18, 32.6.19, 32.6.20, 32.6.21, 32.6.22, 32.6.23, 32.6.24, 32.6.25, 32.6.26, 32.6.27, 32.6.29, 32.6.30, 32.6.31, 32.6.32, 32.6.34, 32.6.35	Div I 7.2.42	Parking Restrictions	\$85	\$88	\$91
Traffic Code Section 32, 32.1, 32.1.1, 32.1.2, 32.1.3, 32.1.11, 32.1.4, 32.1.7, 32.1.9, 32.2, 32.2.1, 32.2.2, 32.2.3, 32.3, 32.3.1, 32.5, 32.6, 32.6.5, 32.6.6, 32.6.11	Div I 7.2.43	Parking-Public Property	\$64	\$66	\$68
Not Applicable	Div I 7.2.44	Misuse Disabled Parking Placard/License	\$877	\$880	\$875
Traffic Code Section 33(c)	Div I 7.2.45	Temporary Parking Restriction	\$64	\$66	\$68

FORMER CODE SECTION	TRANSPORTATION CODE SECTION	DESCRIPTION	Current Amount	Fine Amount Effective July 1, 2014	Fine Amount Effective July 1, 2015
Traffic Code Section 33.1	Div I 7.2.46	Temporary Construction Zone	\$64	\$66	\$68
Traffic Code Section 21	Div I 7.2.47	Remove Chalk	\$110	\$110	\$110
Traffic Code Section 65	Div I 7.2.48	Repairing Vehicle	\$79	\$81	\$83
Traffic Code Sections 315(c), 412(c), 712(c)	Div I 7.2.49	Permit on Wrong Car	\$110	\$110	\$110
Traffic Code Sections 315(d), 412(d), 712(d)	Div I 7.2.50	Invalid Permit	\$110	\$110	\$110
Traffic Code Sections 32.4.2(b), 32.14, 58(c)	Div I 7.2.51	Parking Marked Space	\$58	\$60	\$62
Not Applicable	Div I 7.2.52	Car Share Parking	\$110	\$110	\$110
Not Applicable	Div I 7.2.54	Large Vehicle	\$110	\$110	\$110
OFF-STREET PARKING					
Traffic Code Sections 32.10, 32.11	Div I 7.2.60	Parking Facility Charges	\$58	\$60	\$62
Traffic Code Section 32.15	Div I 7.2.61	Entrance/Exit Parking Facility	\$100	\$100	\$100
Traffic Code Section 32.14	Div I 7.2.62	Blocking Space Parking Facility	\$58	\$60	\$62
Traffic Code Section 32.16	Div I 7.2.63	Speeding within Parking Facility	\$100	\$100	\$100

FORMER CODE SECTION	TRANSPORTATION CODE SECTION	DESCRIPTION	Current Amount	Fine Amount Effective July 1, 2014	Fine Amount Effective July 1, 2015
Traffic Code Section 32.21A	Div I 7.2.64	Block Charging Bay	\$110	\$110	\$110
Traffic Code Section 32.21A	Div I 7.2.65	Overtime Parking- Off Street Parking Meter	\$64	\$66	\$68
Not Applicable	Div I 7.2.66	Misuse Disabled Parking Placard/License Plate	\$877	\$880	\$875
Not Applicable	Div II 1009	SFMTA Property	\$64	\$66	\$68
TRAFFIC REGULATIONS					
Traffic Code Section 70	Div I 7.2.70	Obstruction of Traffic-Vehicle	\$110	\$110	\$110
Traffic Code Section 194.3	Div I 7.2.71	Obstruction of Traffic Without Permit	\$530	\$546	\$563
Traffic Code Sections 31, 31.2	Div I 7.2.72	Driving in Transit-Only Area	\$69	\$71	\$73
Traffic Code Section 103	Div I 7.2.73	Driving Through Parades	\$100	\$100	\$100
Traffic Code Section 121	Div I 7.2.74	Streetcar Right-of-Way	\$100	\$100	\$100
Traffic Code Section 122	Div I 7.2.75	Passing Safety Zones	\$100	\$100	\$100
Traffic Code Section 25	Div I 7.2.76	Removal of Vehicles-Collision	\$100	\$100	\$100

FORMER CODE SECTION	TRANSPORTATION CODE SECTION	DESCRIPTION	Current Amount	Fine Amount Effective July 1, 2014	Fine Amount Effective July 1, 2015
Traffic Code Sections 28.1	Div I 7.2.77	Weight Restricted Streets	\$100	\$100	\$100
COMMERCIAL VEHICLES					
Traffic Code Section 63.2	Div I 7.2.80	Vehicles for Hire Parking	\$110	\$110	\$110
Traffic Code Section 63.3	Div I 7.2.81	Advertising Sign	\$110	\$110	\$110
Traffic Code Section 68	Div I 7.2.82	Selling from Vehicle	\$110	\$110	\$110
Traffic Code Sections 33.3, 33.3.2	Div I 7.2.83	Truck Loading Zone	\$85	\$88	\$91
Traffic Code Sections 63, 63(A), 63.1	Div I 7.2.84	Commercial Vehicle Parking Restrictions	\$110	\$110	\$110
Traffic Code Section 60.5	Div I 7.2.86	Idling Engine While Parked	\$100	\$100	\$100
Police Code Sections 1183-1183.40	Div I 7.2.87	Commercial Passenger Vehicle Street Restrictions	\$100	\$103	\$106
Police Code Section 710.2	Div. I 7.2.88	For Sale Sign	\$58	\$60	\$62
TRANSIT VIOLATIONS					
Traffic Code Section 127	Div I 7.2.101	Fare Evasion	\$106	\$106	\$106
Traffic Code Section 128	Div I 7.2.102	Passenger Misconduct	\$106	\$106	\$106
Traffic Code Section 128.5	Div I 7.2.103	Conversing with Operator	\$53	\$55	\$57

FORMER CODE SECTION	TRANSPORTATION CODE SECTION	DESCRIPTION	Current Amount	Fine Amount Effective July 1, 2014	Fine Amount Effective July 1, 2015
Not Applicable	Div I 7.2.104	Fare Evasion – Clipper Card	\$106	\$106	\$106

* The California State Legislature has imposed additional fees applicable to all parking citations. As a result, the total fine amount for parking citations includes the following fees: \$4.50 for the state courthouse construction fee, \$2.50 for the local courthouse construction fee, and \$3.00 for the Trial Court Trust Fund fee.

California Vehicle Code Penalty Schedule

CODE SECTION	DESCRIPTION	FINE AMOUNT	Fine Amount Effective July 1, 2014	Fine Amount Effective July 1, 2015**
VC4461C	Displaying Placard Not Issued to Person	\$880	\$880	\$875
VC4462B	Improper Registered Plates	\$114	\$117	\$121
VC4463C	Fraudulent Display of Placard	\$880	\$880	\$875
VC4464	Altered Plates	\$114	\$117	\$121
VC5200	Display Lic Plates	\$114	\$117	\$121
VC5201	Plates/Mounting	\$114	\$117	\$121
VC5201F	Plate Cover	\$114	\$117	\$121
VC5202	No Plates	\$114	\$117	\$121
VC5204A	Tabs	\$114	\$117	\$121
VC21113A	School/Pub Ground	\$69	\$71	\$73
VC21211 (38N)	Bicycle Path/Lanes	\$116	\$119	\$123
VC22500A	Parking in Intersection	\$100	\$103	\$106
VC22500B	Parking in Crosswalk	\$100	\$103	\$106
VC22500C	Safety Zone	\$100	\$103	\$106
VC22500D	15 ft. Fire Station	\$100	\$103	\$106
VC22500E	Driveway	\$100	\$103	\$106
VC22500F	On Sidewalk	\$110	\$110	\$110
VC22500G	Excavation	\$58	\$60	\$62
VC22500H	Double Parking	\$110	\$110	\$110
VC22500I	Bus Zone	\$271	\$279	\$288
VC22500J	Tube or Tunnel	\$58	\$60	\$62
VC22500K	Bridge	\$58	\$60	\$62
VC22500L	Wheelchair Access	\$271	\$279	\$288
VC22500.1 (32.4.A)	Parking in Fire Lane	\$74	\$76	\$78
VC22502A	Over 18 inches From Curb	\$58	\$60	\$62
VC22502B	Wrong Way Parking	\$58	\$60	\$62

CODE SECTION	DESCRIPTION	FINE AMOUNT	Fine Amount Effective July 1, 2014	Fine Amount Effective July 1, 2015**
VC22502E	One-Way Road/Parking	\$58	\$60	\$62
VC22505B	Signs	\$58	\$60	\$62
VC22507.8A	Parking in blue zone without placard/plate	\$880	\$880	\$875
VC22507.8B	Blocking Access to Blue Zone	\$880	\$880	\$875
VC22507.8C	Parking in the crosshatch area adjacent to a blue zone	\$880	\$880	\$875
VC22514	Fire hydrant	\$100	\$103	\$106
VC22515A	Unattended motor vehicles	\$85	\$88	\$91
VC22515B	Unsecured motor vehicles	\$85	\$88	\$91
VC22516	Locked vehicles	\$69	\$71	\$73
VC22521	Railroad tracks	\$90	\$93	\$96
VC22522	W/3 ft. wheelchair ramp	\$298	\$298	\$298
VC22523A	Abandoned vehicle/highway	\$229	\$229	\$229
VC22523B	Abandoned vehicle/public or private prop	\$229	\$229	\$229
VC22526A	Block/intersection	\$100	\$103	\$106
VC22526B	Block/intersection while turning	\$113	\$110	\$110
VC23333	Park/Veh Crossing	\$85	\$85	\$85

(1) ** The California State Legislature has imposed additional fees applicable to all parking citations. As a result, the total fine amount for parking citations includes the following fees: \$4.50 for the state courthouse construction fee, \$2.50 for the local courthouse construction fee, and \$3.00 for the Trial Court Trust Fund fee.

Vehicle For Hire Code Penalty Schedule

TRANSPORTATION CODE SECTION	DESCRIPTION	FINE AMOUNT	Fine Amount Effective July 1, 2014	Fine Amount Effective July 1, 2015
CONDITIONS APPLICABLE TO ALL PERMITS				
Div II § 1105(a)(14)	Current address	\$27	\$28	\$29
Div II § 1105(a)(9)	Continuous operation	\$53	\$55	\$57
Div II § 1114(a)	Records	\$80	\$82	\$85
Div II § 1105 (a)(17)	Response time goals	\$159	\$164	\$169
Div II § 1105(a)(7)	Compliance with lawful orders	\$211	\$217	\$224

TRANSPORTATION CODE SECTION	DESCRIPTION	FINE AMOUNT	<u>Fine Amount Effective July 1, 2014</u>	<u>Fine Amount Effective July 1, 2015</u>
Div II 1105(a)(6)	Compliance with laws and regulations	\$475	\$489	\$504
Div II § 1105(a)(13)	Shift Change; Unattended Vehicle	\$475	\$489	\$504
Div II § 1105(a)(13)	Improper shift change	\$475	\$489	\$504
Div II § 1105(a)(8)	Cooperation w/ regulatory entities; False statements	\$528	\$544	\$561
Div II § 1105(a)(12)	Compliance with Paratransit Program	\$528	\$544	\$561
Div II § 1105(a)(10)	Accepting/soliciting gifts from Drivers	\$633	\$652	\$672
Div II § 1105(a)(1)	Operating without a permit	\$5,000	\$5,153	\$5,310
CONDITIONS APPLICABLE TO COLOR SCHEME PERMITS				
Div II § 1106(s)	Dissolution plan	\$53	\$55	\$57
Div II § 1114(e)(8)	Emissions reduction plan	\$53	\$55	\$57
Div II § 1106(n)	Required postings	\$80	\$82	\$85
Div II § 1106(o)	Required notifications	\$80	\$82	\$85
Div II § 1114(e)(3)	Receipts	\$80	\$82	\$85
Div II § 1114(e)(5)	Vehicle inventory changes	\$80	\$82	\$85
Div II § 1114(e)(7)	Weekly reporting requirements	\$80	\$82	\$85
Div II § 1106(e)	Transfer of business; New location	\$264	\$272	\$280
Div II § 1106(k)(1)	Facility to clean vehicles	\$264	\$272	\$280
Div II § 1106(i)	Workers' Compensation	\$317	\$327	\$337
Div II § 1106(p)	Obligations related to Drivers	\$422	\$435	\$448
Div II § 1106(r)	Found property	\$422	\$435	\$448
Div II § 1114(e)(1)	Waybills	\$422	\$435	\$448
Div II § 1114(e)(2)	Medallion Holder files	\$422	\$435	\$448
Div II § 1114(e)(6)	Current business information	\$422	\$435	\$448
Div II § 1122©	Overcharging gate fees	\$528	\$544	\$561

TRANSPORTATION CODE SECTION	DESCRIPTION	FINE AMOUNT	<u>Fine Amount Effective July 1, 2014</u>	<u>Fine Amount Effective July 1, 2015</u>
Div II § 1106(c)	Use of Dispatch Service	\$475	\$489	\$504
Div II § 1106(d)	Business premises	\$475	\$489	\$504
Div II § 1106(h)	Staffing requirements	\$475	\$489	\$504
Div II § 1106(l)(2-7)	Use of spare vehicles	\$475	\$489	\$504
Div II § 1106(f)	Telephone directory	\$528	\$544	\$561
Div II § 1106(j)	Paratransit Broker contract	\$528	\$544	\$561
Div II § 1106(k)(2)(4)	Unsafe/nonworking equipment	\$1,055	\$1,087	\$1,120
Div II § 1106(q)(4)	Driver operating under the influence	\$1,055	\$1,087	\$1,120
Div II § 1106(a)	Color Scheme Permit required	\$5,000	\$5,153	\$5,310
Div II § 1106(l)(8)	Leasing spare vehicles	\$5,000	\$5,153	\$5,310
CONDITIONS APPLICABLE TO DISPATCH PERMITS				
Div II § 1107(a)	Emergency plan	\$53	\$55	\$57
Div II § 1107(e)	Adequate communications equipment	\$53	\$55	\$57
Div II § 1114(f)(1)	Dispatch Service report	\$53	\$55	\$57
Div II § 1107(d)	Service call records	\$80	\$82	\$85
Div II § 1107(f)-(j)	Serving dispatch customers	\$80	\$82	\$85
Div II § 1114(f)(2)	Found property recordkeeping	\$80	\$82	\$85
Div II § 1107(m)	Workers' Compensation	\$317	\$327	\$337
Div II § 1107(c)	Ramp Taxi response	\$422	\$435	\$448
Div II § 1107(k)	Improper dispatching	\$528	\$544	\$561
CONDITIONS APPLICABLE TO DRIVER PERMITS				
Div II § 1108(c)	Color Scheme affiliation	\$6	\$6	\$6
Div II § 1108(a)	Driver identification	\$27	\$28	\$29
Div II § 1108(d)(2)	Duties at beginning of shift	\$27	\$28	\$29

TRANSPORTATION CODE SECTION	DESCRIPTION	FINE AMOUNT	<u>Fine Amount Effective July 1, 2014</u>	<u>Fine Amount Effective July 1, 2015</u>
Div II § 1108(d)(3)	Designated items in vehicle	\$27	\$28	\$29
Div II § 1108(e)(2)	Transporting passenger property	\$27	\$28	\$29
Div II § 1108(e)(5)	Loading and unloading assistance	\$27	\$28	\$29
Div II § 1108(e)(8)	Additional passengers	\$27	\$28	\$29
Div II § 1108(e)(10)-(12)	Mobile telephones; Other audible devices	\$27	\$28	\$29
Div II § 1108(e)(18)-(20), (22)	Driver duties re fares	\$27	\$28	\$29
Div II § 1108(e)(26)	Loose items	\$27	\$28	\$29
Div II § 1108(e)(27)	Trunk and/or baggage area	\$27	\$28	\$29
Div II § 1108(e)(31)	Clean in dress and person	\$27	\$28	\$29
Div II § 1108(e)(32)	Taximeter violation	\$27	\$28	\$29
Div II § 1108(e)(33)	Smoking, drinking or eating	\$27	\$28	\$29
Div II § 1108(f)(1)-(2)	Duties at end of shift	\$27	\$28	\$29
Div II § 1114(b)(2)	Badge	\$27	\$28	\$29
Div II § 1114(b)(3)	Medical certificate	\$27	\$28	\$29
Div II § 1114(b)(4)	Waybills	\$27	\$28	\$29
Div II § 1108(e)(4)	Service animals or contained animals	\$53	\$55	\$57
Div II § 1108(d)(1)	Safety check	\$80	\$82	\$85
Div II § 1108(e)(1)	Refusal to convey	\$80	\$82	\$85
Div II § 1108(e)(7)	Servicing dispatch calls	\$80	\$82	\$85
Div II § 1108(e)(9)	Splitting fares	\$80	\$82	\$85
Div II § 1108(e)(16)	Requesting gratuities	\$80	\$82	\$85
Div II § 1108(e)(24)	Found property	\$80	\$82	\$85
Div II § 1108(e)(3)	Transporting person with a disability in front seat	\$159	\$164	\$169
Div II § 1108(e)(6)	Assisting and securing person with a disability	\$159	\$164	\$169

TRANSPORTATION CODE SECTION	DESCRIPTION	FINE AMOUNT	<u>Fine Amount Effective July 1, 2014</u>	<u>Fine Amount Effective July 1, 2015</u>
Div II § 1108(e)(14)	Reckless or dangerous driving	\$159	\$164	\$169
Div II § 1108(e)(15)	Ramp Taxi rules	\$159	\$164	\$169
Div II § 1122(d)	Luggage charges	\$159	\$164	\$169
Div II § 1108(e)(25)	Unsafe taxi	\$211	\$217	\$224
Div II § 1108(e)(30)	Excessive force	\$211	\$217	\$224
Div II § 1108(b)(3)	Criminal convictions	\$528	\$544	\$561
Div II § 1108(b)(4)(B)	Controlled substances	\$528	\$544	\$561

TRANSPORTATION CODE SECTION	DESCRIPTION	FINE AMOUNT	<u>Fine Amount Effective July 1, 2014</u>	<u>Fine Amount Effective July 1, 2015</u>
Div II § 1113(b)-(e), (g)-(j)	Equipment and display requirements	\$27	\$28	\$29
Div II § 1113(m)	Vehicle windows	\$27	\$28	\$29
Div II § 1113(o)	Sanitary condition	\$27	\$28	\$29
Div II § 1113(a)	Safe operating condition	\$80	\$82	\$85
Div II § 1113(k)	Standard vehicle equipment	\$80	\$82	\$85
Div II § 1113(k)(13)-(14)	Vehicle tires and wheels	\$80	\$82	\$85
Div II § 1113(m)	Security cameras	\$80	\$82	\$85
Div II § 1113(n)	Condition of vehicle	\$80	\$82	\$85
Div II § 1113(u)	Working Taxi ramp	\$80	\$82	\$85
Div II § 1113(p)	Vehicle title requirements	\$264	\$272	\$280
Div II § 1113(q)-(r)	Excessive vehicle mileage or age	\$264	\$272	\$280
Div II § 1113(s)	Vehicle inspections	\$264	\$272	\$280
Div II § 1113(s)(7)	Fraud related to inspection	\$264	\$272	\$280
Div II § 1113(t)	Replacement vehicle	\$264	\$272	\$280
Div II § 1113(v)	Retired vehicles	\$264	\$272	\$280
Div II § 1113(f)	Taximeters	\$317	\$327	\$337
CONDITIONS APPLICABLE TO TAXI AND RAMP TAXI MEDALLIONS				
Div II § 1109(b)	Use of Dispatch Service	\$80	\$82	\$85
Div II § 1110(a)(1)-(2)	Wheelchair priority	\$159	\$164	\$169

TRANSPORTATION CODE SECTION	DESCRIPTION	FINE AMOUNT	<u>Fine Amount Effective July 1, 2014</u>	<u>Fine Amount Effective July 1, 2015</u>
Div II § 1110(b)	Ramp Taxi Medallion in spare taxi	\$159	\$164	\$169
Div II § 1110(d)	Ramp Taxi qualifications	\$159	\$164	\$169
Div II § 1109(c)	Full-time driving requirement	\$24,000 multiplied by percentage of hours short of the full time driving requirement.	\$24,000 multiplied by percentage of hours short of the full time driving requirement.	\$24,000 multiplied by percentage of hours short of the full time driving requirement.

Vehicle For Hire Code Penalty Schedule

TRANSPORTATION CODE SECTION	DESCRIPTION	FINE AMOUNT	<u>Fine Amount Effective July 1, 2014</u>	<u>Fine Amount Effective July 1, 2015</u>
CONDITIONS APPLICABLE TO ALL PERMITS				
Div II § 1105(a)(14)	Current address	\$27	\$28	\$29
Div II § 1105(a)(9)	Continuous operation	\$53	\$55	\$57
Div II § 1114(a)	Records	\$80	\$82	\$85
Div II § 1105 (a)(17)	Response time goals	\$159	\$164	\$169
Div II § 1105(a)(7)	Compliance with lawful orders	\$211	\$217	\$224
Div II 1105(a)(6)	Compliance with laws and regulations	\$475	\$489	\$504
Div II § 1105(a)(13)	Shift Change; Unattended Vehicle	\$475	\$489	\$504
Div II § 1105(a)(13)	Improper shift change	\$475	\$489	\$504
Div II § 1105(a)(8)	Cooperation w/ regulatory entities; False statements	\$528	\$544	\$561
Div II § 1105(a)(12)	Compliance with Paratransit Program	\$528	\$544	\$561
Div II § 1105(a)(10)	Accepting/soliciting gifts from Drivers	\$633	\$652	\$672
Div II § 1105(a)(1)	Operating without a permit	\$5,000	\$5,153	\$5,310
CONDITIONS APPLICABLE TO COLOR SCHEME PERMITS				
Div II § 1106(s)	Dissolution plan	\$53	\$55	\$57
Div II § 1114(e)(8)	Emissions reduction plan	\$53	\$55	\$57
Div II § 1106(n)	Required postings	\$80	\$82	\$85
Div II § 1106(o)	Required notifications	\$80	\$82	\$85
Div II § 1114(e)(3)	Receipts	\$80	\$82	\$85
Div II § 1114(e)(5)	Vehicle inventory changes	\$80	\$82	\$85
Div II § 1114(e)(7)	Weekly reporting requirements	\$80	\$82	\$85

TRANSPORTATION CODE SECTION	DESCRIPTION	FINE AMOUNT	<u>Fine Amount Effective July 1, 2014</u>	<u>Fine Amount Effective July 1, 2015</u>
Div II § 1106(e)	Transfer of business; New location	\$264	\$272	\$280
Div II § 1106(k)(1)	Facility to clean vehicles	\$264	\$272	\$280
Div II § 1106(i)	Workers' Compensation	\$317	\$327	\$337
Div II § 1106(p)	Obligations related to Drivers	\$422	\$435	\$448
Div II § 1106(r)	Found property	\$422	\$435	\$448
Div II § 1114(e)(1)	Waybills	\$422	\$435	\$448
Div II § 1114(e)(2)	Medallion Holder files	\$422	\$435	\$448
Div II § 1114(e)(6)	Current business information	\$422	\$435	\$448
Div II § 1122©	Overcharging gate fees	\$528	\$544	\$561
Div II § 1106(c)	Use of Dispatch Service	\$475	\$489	\$504
Div II § 1106(d)	Business premises	\$475	\$489	\$504
Div II § 1106(h)	Staffing requirements	\$475	\$489	\$504
Div II § 1106(l)(2-7)	Use of spare vehicles	\$475	\$489	\$504
Div II § 1106(f)	Telephone directory	\$528	\$544	\$561
Div II § 1106(j)	Paratransit Broker contract	\$528	\$544	\$561
Div II § 1106(k)(2)(4)	Unsafe/nonworking equipment	\$1,055	\$1,087	\$1,120
Div II § 1106(q)(4)	Driver operating under the influence	\$1,055	\$1,087	\$1,120
Div II § 1106(a)	Color Scheme Permit required	\$5,000	\$5,153	\$5,310
Div II § 1106(l)(8)	Leasing spare vehicles	\$5,000	\$5,153	\$5,310
CONDITIONS APPLICABLE TO DISPATCH PERMITS				
Div II § 1107(a)	Emergency plan	\$53	\$55	\$57
Div II § 1107(e)	Adequate communications equipment	\$53	\$55	\$57
Div II § 1114(f)(1)	Dispatch Service report	\$53	\$55	\$57
Div II § 1107(d)	Service call records	\$80	\$82	\$85

TRANSPORTATION CODE SECTION	DESCRIPTION	FINE AMOUNT	<u>Fine Amount Effective July 1, 2014</u>	<u>Fine Amount Effective July 1, 2015</u>
Div II § 1107(f)-(j)	Serving dispatch customers	\$80	\$82	\$85
Div II § 1114(f)(2)	Found property recordkeeping	\$80	\$82	\$85
Div II § 1107(m)	Workers' Compensation	\$317	\$327	\$337
Div II § 1107(c)	Ramp Taxi response	\$422	\$435	\$448
Div II § 1107(k)	Improper dispatching	\$528	\$544	\$561
CONDITIONS APPLICABLE TO DRIVER PERMITS				
Div II § 1108(c)	Color Scheme affiliation	\$6	\$6	\$6
Div II § 1108(a)	Driver identification	\$27	\$28	\$29
Div II § 1108(d)(2)	Duties at beginning of shift	\$27	\$28	\$29
Div II § 1108(d)(3)	Designated items in vehicle	\$27	\$28	\$29
Div II § 1108(e)(2)	Transporting passenger property	\$27	\$28	\$29
Div II § 1108(e)(5)	Loading and unloading assistance	\$27	\$28	\$29
Div II § 1108(e)(8)	Additional passengers	\$27	\$28	\$29
Div II § 1108(e)(10)- (12)	Mobile telephones; Other audible devices	\$27	\$28	\$29
Div II § 1108(e)(18)- (20), (22)	Driver duties re fares	\$27	\$28	\$29
Div II § 1108(e)(26)	Loose items	\$27	\$28	\$29
Div II § 1108(e)(27)	Trunk and/or baggage area	\$27	\$28	\$29
Div II § 1108(e)(31)	Clean in dress and person	\$27	\$28	\$29
Div II § 1108(e)(32)	Taximeter violation	\$27	\$28	\$29
Div II § 1108(e)(33)	Smoking, drinking or eating	\$27	\$28	\$29
Div II § 1108(f)(1)- (2)	Duties at end of shift	\$27	\$28	\$29
Div II § 1114(b)(2)	Badge	\$27	\$28	\$29
Div II § 1114(b)(3)	Medical certificate	\$27	\$28	\$29
Div II § 1114(b)(4)	Waybills	\$27	\$28	\$29

TRANSPORTATION CODE SECTION	DESCRIPTION	FINE AMOUNT	<u>Fine Amount Effective July 1, 2014</u>	<u>Fine Amount Effective July 1, 2015</u>
Div II § 1108(e)(4)	Service animals or contained animals	\$53	\$55	\$57
Div II § 1108(d)(1)	Safety check	\$80	\$82	\$85
Div II § 1108(e)(1)	Refusal to convey	\$80	\$82	\$85
Div II § 1108(e)(7)	Servicing dispatch calls	\$80	\$82	\$85
Div II § 1108(e)(9)	Splitting fares	\$80	\$82	\$85
Div II § 1108(e)(16)	Requesting gratuities	\$80	\$82	\$85
Div II § 1108(e)(24)	Found property	\$80	\$82	\$85
Div II § 1108(e)(3)	Transporting person with a disability in front seat	\$159	\$164	\$169
Div II § 1108(e)(6)	Assisting and securing person with a disability	\$159	\$164	\$169
Div II § 1108(e)(14)	Reckless or dangerous driving	\$159	\$164	\$169
Div II § 1108(e)(15)	Ramp Taxi rules	\$159	\$164	\$169
Div II § 1122(d)	Luggage charges	\$159	\$164	\$169
Div II § 1108(e)(25)	Unsafe taxi	\$211	\$217	\$224
Div II § 1108(e)(30)	Excessive force	\$211	\$217	\$224
Div II § 1108(b)(3)	Criminal convictions	\$528	\$544	\$561
Div II § 1108(b)(4)(B)	Controlled substances	\$528	\$544	\$561
Div II § 1113(b)-(e), (g)-(j)	Equipment and display requirements	\$27	\$28	\$29
Div II § 1113(m)	Vehicle windows	\$27	\$28	\$29
Div II § 1113(o)	Sanitary condition	\$27	\$28	\$29
Div II § 1113(a)	Safe operating condition	\$80	\$82	\$85
Div II § 1113(k)	Standard vehicle equipment	\$80	\$82	\$85
Div II § 1113(k)(13)- (14)	Vehicle tires and wheels	\$80	\$82	\$85
Div II § 1113(m)	Security cameras	\$80	\$82	\$85
Div II § 1113(n)	Condition of vehicle	\$80	\$82	\$85
Div II § 1113(u)	Working Taxi ramp	\$80	\$82	\$85
Div II § 1113(p)	Vehicle title requirements	\$264	\$272	\$280

TRANSPORTATION CODE SECTION	DESCRIPTION	FINE AMOUNT	<u>Fine Amount Effective July 1, 2014</u>	<u>Fine Amount Effective July 1, 2015</u>
Div II § 1113(q)-(r)	Excessive vehicle mileage or age	\$264	\$272	\$280
Div II § 1113(s)	Vehicle inspections	\$264	\$272	\$280
Div II § 1113(s)(7)	Fraud related to inspection	\$264	\$272	\$280
Div II § 1113(t)	Replacement vehicle	\$264	\$272	\$280
Div II § 1113(v)	Retired vehicles	\$264	\$272	\$280
Div II § 1113(f)	Taximeters	\$317	\$327	\$337
CONDITIONS APPLICABLE TO TAXI AND RAMP TAXI MEDALLIONS				
Div II § 1109(b)	Use of Dispatch Service	\$80	\$82	\$85
Div II § 1110(a)(1)-(2)	Wheelchair priority	\$159	\$164	\$169
Div II § 1110(b)	Ramp Taxi Medallion in spare taxi	\$159	\$164	\$169
Div II § 1110(d)	Ramp Taxi qualifications	\$159	\$164	\$169
Div II § 1109(c)	Full-time driving requirement	\$24,000 multiplied by percentage of hours short of the full time driving requirement.	\$24,000 multiplied by percentage of hours short of the full time driving requirement.	\$24,000 multiplied by percentage of hours short of the full time driving requirement.

SUMMARY CAPITAL PROGRAM DESCRIPTIONS

Accessibility	Plan, design, and construct improvements to improve the accessibility of the transportation system in San Francisco
Bicycle	Educate, plan, design, and construct bicycle facilities such as bike lanes and parking, bike sharing, bike boulevards, and cycletracks
Central Subway	Plan, design, engineer, and construct the Muni Metro T-Third Line Phase II extension to China Town
Facility	Acquire, develop, and/or rehabilitate transit station areas and maintenance facilities used for transit, traffic, and parking operations
Fleet	Purchase buses, trains, and support vehicles for transit and sustainable street needs
Information Technology / Communications	Plan, design, and implement technology infrastructure to improve the efficiency and effectiveness of the SFMTA and provide a better user experience
Parking	Plan, design, rehabilitate, and construct public parking facilities or street infrastructure related to public parking
Pedestrian	Educate, plan, design, and construct pedestrian improvements to promote walking and improve safety
Safety	Plan, design, and implement infrastructure to the maintain and enhance the safety of transportation users and in SFMTA daily operations
School	Plan, design, and engineer improvements to streets in school zones to enable safe travel to school for children who walk and bike
Security	Plan, design, and construct or implement systems to improve the security of the transit system
Taxi	Plan, design, and construct or implement infrastructure and systems to optimize the taxi system in San Francisco to provide better experience
Traffic Calming	Plan, design, and construct street redesign projects to address traffic problems and improve safety for all
Traffic / Signals	Plan, design, engineer, and construct infrastructure and traffic signals to decrease transit travel time and improve mobility and safety of San Francisco roadways
Transit Fixed Guideway	Plan, design, and construct transit improvements to rail track, overhead wires, and train control technology

**Transit
Optimization /
Expansion**

Plan, design, engineer, and construct infrastructure to improve travel time and reliability of the transit system, including expansion of the transit system

ACCESSIBILITY

Plan, design, and construct improvements to improve the accessibility of the transportation system in San Francisco

FY 2015 – FY 2019 CIP Funds Available:	\$15.47 m
FY 2015 – FY 2019 CIP Requests	\$5.14 m
Surplus/(Shortfall):	\$10.33 m

CIP Development 60% Complete



Proposals and Projects Currently Under Consideration:


- Church Station Elevator Rehabilitation
- Castro Station Elevator CER
- Additional Accessible Stops
- Ramp Taxi Subsidy Program
- Castro Station Elevator Rehabilitation
- Transit Wayfinding Toolkit

BICYCLE

Educate, plan, design, and construct bicycle facilities such as bike lanes and parking, bike sharing, bike boulevards, and cycletracks

FY 2015 – FY 2019 CIP Funds Available:	\$87.93 m
FY 2015 – FY 2019 CIP Requests	\$41.15 m
Surplus/(Shortfall):	\$46.78 m

CIP Development 55% Complete



Proposals and Projects Currently Under Consideration:

- 5th Street Bicycle Lanes
- Bicycle Barometer Installation (3 locations)
- Bicycle Wayfinding-Citywide
- Bike and Pedestrian Project Evaluation: Speed Surveys
- Bike Facility Maintenance - Safe Hits and Green Pavement
- Bike Marketing Campaign
- Bike to Work Month/Bike to Work Day 2015-18
- California Pacific Medical Center--Bicycle Enhancements
- California Pacific Medical Center--26th Street Improvement Study
- Downtown Bike Station

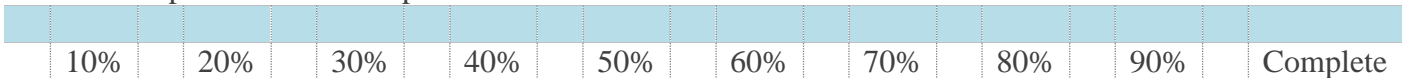
- Electronic Bicycle Locker
- Embarcadero Enhancement Project
- Folsom and Essex Streets Pilot
- Green Bike Lanes (four blocks annually)
- Innovative Bike Treatments
- Oak and Fell Bikeways Resurfacing
- Polk St. Northbound Separated Bikeway
- Polk Street Improvement Project
- Polk Street Improvement Project Evaluation
- 12 Residential Bike Hangars
- Second Street Bike Lanes
- Second Street Bike Lanes
- Second Street Improvements Education and Enforcement
- SFMTA Garage Unattended Long-Term Bike Parking
- Sharrows - Bike Plan
- Short Term Bike Parking-Citywide
- Wayfinding Pavement Markings
- West Portal Unattended Long-Term Bike Parking
- Wiggle Neighborhood Green Corridor

CENTRAL SUBWAY

Plan, design, engineer, and construct the Muni Metro T-Third Line Phase II extension to China Town

FY 2015 – FY 2019 CIP Funds Available:	\$794.20 m
FY 2015 – FY 2019 CIP Requests	\$794.20 m
Surplus/(Shortfall):	\$0

CIP Development 100% Complete



Proposals and Projects Currently Under Consideration:

Central Subway (project underway – full funding in CIP Period)

FACILITY

Acquire, develop, and/or rehabilitate transit station areas and maintenance facilities used for transit, traffic, and parking operations

FY 2015 – FY 2019 CIP Funds Available:	\$101.13 m
FY 2015 – FY 2019 CIP Requests	\$511.44 m
Surplus/(Shortfall):	(\$410.32)

CIP Development 60 % Complete



Proposals and Projects Currently Under Consideration:


- Woods Wash Racks
- Potrero Shed and Hoists (OP)
- Paint Booth Upgrade
- MME Paint & Body Shop
- Islais Creek Additional Budget Need
- Initial Phases of Burke & Woods Improvements
- Historic Streetcar Storage Tracks
- Facility Purchase for Enforcement Unit (OP)
- Burke Warehouse
- Bancroft - Air Exhaust (OP)
- Woods Lifts & Structural Projects

FLEET

Purchase buses, trains, and support vehicles for transit and sustainable street needs

FY 2015 – FY 2019 CIP Funds Available:	\$1,060.00 m
FY 2015 – FY 2019 CIP Requests	\$1,322.00 m
Surplus/(Shortfall):	(\$262.00) m

CIP Development 90% Complete



Proposals and Projects Currently Under Consideration:

- Rehabilitate Historic Streetcars
- Light Rail Vehicle Component Rehab
- Vehicle Overhauls (TSIP)
- Replace 5 Paratransit Vans
- Replace 35 22' Paratransit Vans
- Replace 60 New Flyer 60' Trolley Coaches (2015)
- Replace 26 Neoplan 60' Buses (2014)
- Replace 50 Neoplan 40' Buses (2014)
- Cable Car Renovation
- Replace 34 Neoplan 40' Motor Coaches (2015)
- Replace 41 Neoplan 40' Motor Coaches (2016)
- Replace 30 Neoplan 40' Motor Coaches (2017)
- Replace 50 Neoplan 40' Motor Coaches (2018)
- Replace 56 Orion 40' Motor Coaches (2019)
- Replace 50 Neoplan 60' Motor Coaches (2015)
- Replace 48 Neoplan 60' Motor Coaches (2015)
- Replace 50 ETI 40' Trolley Coaches (2015)
- Replace 50 ETI 40' Trolley Coaches (2016)
- Replace 50 ETI 40' Trolley Coaches (2017)
- Replace 40 ETI 40' Trolley Coaches (2018)
- Replace 33 ETI 60' Trolley Coaches (2018)
- Replace 30 Orion 30' Motor Coaches (2019)

- Replace Paratransit Mini Vans
- Cable Car Renovation
- Replace 8 Neoplan 40' Buses
- Upgrade 17 Trolley Coaches (40'-60')
- Expand Motor Coach 60' by 22
- Expand Motor Coach 60' by 21
- Expand Motor Coach 60' by 19
- Expand Light Rail Fleet by 24 Vehicles

INFORMATION TECHNOLOGY/COMMUNICATIONS

Plan, design, and implement technology infrastructure to improve the efficiency and effectiveness of the SFMTA and provide a better user experience

FY 2015 – FY 2019 CIP Funds Available:	\$25.77 m
FY 2015 – FY 2019 CIP Requests	\$24.99 m
Surplus/(Shortfall):	\$0.79 m

CIP Development 80 % Complete



Proposals and Projects Currently Under Consideration:

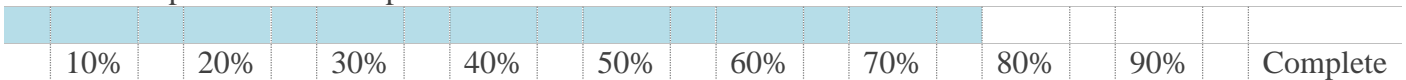
- Agency Migration to VoIP Telephony
- Replace Clipper Reader on Vehicles
- Agency Wide Wi-Fi Infrastructure

PARKING

Plan, design, rehabilitate, and construct public parking facilities or street infrastructure related to public parking

FY 2015 – FY 2019 CIP Funds Available:	\$35.00 m
FY 2015 – FY 2019 CIP Requests	\$55.80 m
Surplus/(Shortfall):	(\$20.8)m

CIP Development 75% Complete



Proposals and Projects Currently Under Consideration:

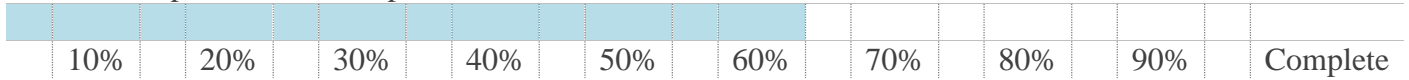
- Parking Garage Seismic Retrofit
- Parking Garage Mechanical Improvements
- Parking Garage Structural Improvements
- Parking Garage Access and Revenue Control System (PARCS)
- Parking Garage Architectural Improvements
- Parking Garage Electrical Improvements
- Parking Garage ADA Compliance

PEDESTRIAN

Educate, plan, design, and construct pedestrian improvements to promote walking and improve safety

FY 2015 – FY 2019 CIP Funds Available:	\$68.71 m
FY 2015 – FY 2019 CIP Requests	\$49.59 m
Surplus/(Shortfall):	\$19.12 m

CIP Development 60% Complete



Proposals and Projects Currently Under Consideration:

- Folsom Street Streetscape
- 6th Street Improvements Project
- 6th Street Improvements Project
- 7th Street Streetscape
- Howard Street Pilot Project
- 8th Street Streetscape
- Walk First CIP-Phase 1 (Placeholder)
- Walk First CIP-Phase 2 (Placeholder)
- Columbus Ave Ped Improvements
- Open Closed Crosswalk at Hayes and Pierce Street - Pedestrian Improvements
- Crossing Guard Assessments
- Citywide Pedestrian Crossing Timing Update
- North of Market Signal Update
- SOMA Signal Update
- Vicente St Intersection Improvements
- Vicente-West Portal Bulbouts
- San Jose at Dolores Crosswalk
- Turk at Webster Pedestrian Improvements
- Dolores and Liberty Uncontrolled Crosswalk Improvements
- Pedestrian Improvements Upper Market
- Pedestrian Improvements-Franklin & Gough Intersections Placeholder
- Crosswalk Re-Opening Fell & Franklin
- Re-Opening Crosswalks at Hayes and Pierce
- Pedestrian Safety Spot Improvements (must be within a block radius of Octavia)

SAFETY

Plan, design, and implement infrastructure to the maintain and enhance the safety of transportation users and in SFMTA daily operations

FY 2015 – FY 2019 CIP Funds Available:	\$18.20 m
FY 2015 – FY 2019 CIP Requests	\$15.42 m
Surplus/(Shortfall):	\$2.77 m

CIP Development 60% Complete



Proposals and Projects Currently Under Consideration:

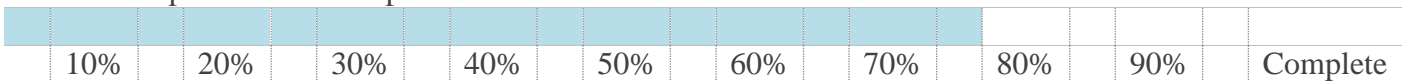
- OSHA Compliance Fall Protection
- Bicycle Safety Education Classes (Bicycle)
- Laguna Honda and Woodside - Lane Realignment
- MERV - Mobile Emergency Response Vehicle Program
- Miscellaneous Rail Restriping
- Transit Spot Improvements

SCHOOL

Plan, design, and engineer improvements to streets in school zones to enable safe travel to school for children who walk and bike

FY 2015 – FY 2019 CIP Funds Available:	\$4.50 m
FY 2015 – FY 2019 CIP Requests	\$4.27 m
Surplus/(Shortfall):	\$0.23 m

CIP Development 75% Complete



Proposals and Projects Currently Under Consideration:

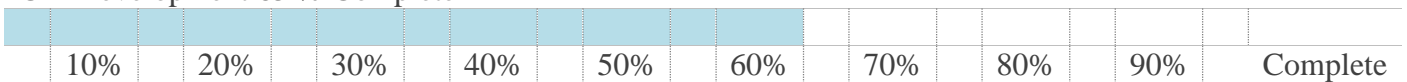
- Alamo Elementary SRTS
- James Denman Middle School
- Tenderloin Safe Routes to School
- Longfellow Elementary School
- Jean Parker SR2S Project (Broadway at Powell)
- Redding School Pedestrian Safety
- Cesar Chavez SR2S Project
- Bessie Carmichael School Improvements
- John Yehall Chin School Improvements

SECURITY

Plan, design, and construct or implement systems to improve the security of the transit system

FY 2015 – FY 2019 CIP Funds Available:	\$29.19 m
FY 2015 – FY 2019 CIP Requests	\$21.70 m
Surplus/(Shortfall):	\$7.49 m

CIP Development 65 % Complete



Proposals and Projects Currently Under Consideration:


OPACK-TLO Counter-Terrorism Operations
 Enforcement and Traffic Safety Measures Pacific and California Campuses for PCOs
 Subway Tunnel Catacombs Security Enhancement
 iWatch/ELERTS
 Emergency Communications, Power and Common Operating Picture
 IPICS: Interoperability and Collaboration System: Phase I
 Security and Emergency Management Vehicle
 ShakeAlert: Earthquake Early Warning System - Phase I
 Threats and Vulnerabilities Mitigation

TAXI

Plan, design, and construct or implement infrastructure and systems to optimize the taxi system in San Francisco to provide better experience

FY 2015 – FY 2019 CIP Funds Available:	\$5.01 m
FY 2015 – FY 2019 CIP Requests	\$6.53 m
Surplus/(Shortfall):	(\$1.52) m

CIP Development 55% Complete



Proposals and Projects Currently Under Consideration:

ETA Hardware Procurement
 SFO Ground Transportation Management System (SFO-GTMS) Contribution
 ZEN Taxi Program

TRAFFIC CALMING

Plan, design, and construct street redesign projects to address traffic problems and improve safety for all
 0

FY 2015 – FY 2019 CIP Funds Available:	\$45.37 m
FY 2015 – FY 2019 CIP Requests	\$38.74 m
Surplus/(Shortfall):	\$6.63 m

CIP Development 65 % Complete



Proposals and Projects Currently Under Consideration:

Bay Street Speed Hump

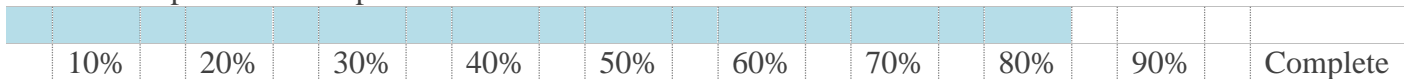
Buena Vista Traffic Calming Project - Phase 3
 Central Richmond Traffic Calming
 Clayton Area Wide Traffic Calming - Implementation
 Dewey Boulevard Area Traffic Calming
 Green Connections - Sunnydale
 Green Connections - Page St
 Green Connections - 22nd St
 Green Connections - Eastern Neighborhoods TBD
 Inner Sunset
 Laurel Heights / Jordan Park Traffic Calming
 Mansell Corridor Improvement
 Masonic Avenue Streetscape
 Minna Natoma Home Zone
 SoMa/Tenderloin Policy and Project Coordination
 North Bernal Heights TC
 North Bernal Heights TC
 St. Francis Wood TC
 St. Francis Wood TC
 Sunnyside TC
 Sunnyside TC
 West Portal TC
 West Portal TC

TRAFFIC/SIGNALS

Plan, design, engineer, and construct infrastructure and traffic signals to decrease transit travel time and improve mobility and safety of San Francisco roadways

FY 2015 – FY 2019 CIP Funds Available:	\$61.82 m
FY 2015 – FY 2019 CIP Requests	\$107.69 m
Surplus/(Shortfall):	(\$45.87) m

CIP Development % Complete



Proposals and Projects Currently Under Consideration:

8th / Natoma New Signal
 As Needed Traffic Signal Conduit Installation/Repair - FY14
 PCS 3 Signals (18)
 PCS In-House Installation (8) - FY14
 Franklin/Divisadero Corridor Signal Upgrade (31)
 Masonic Corridor Signal Upgrade (5)
 Eddy/Ellis Signal Upgrade (3) Lifeline Grant
 South Van Ness Ave Conduit Installation (4)
 Muni System Transit Signal Priority Projects- Phase 1 (2070)
 Traffic Signal Upgrades - Various Transit Locations
 Traffic Signal Visibility Upgrades In-House (12) - FY14
 Gough Corridor Signal Upgrade (14)


Polk Corridor Signal Upgrade (14)
Traffic Signal Visibility Upgrades In-House (12) - FY15
Replace Video Detection on 3rd Street (12) - Phase 1
Muni System Transit Signal Priority Projects- Phase 2 (2070)
7th/Lincoln Signal Modification Supplementary Funds
HSIP New Signals (3) FY15
Joint Opportunities - Signal Upgrade FY 15
Signal Actuation on Major Streets
As Needed Traffic Signal Conduit Installation/Repair - FY15
PCS In-House Installation (8) - FY16
19th Avenue Phase 3 (9)
Joint Opportunity Funds - New Signals FY16
As Needed Traffic Signal Conduit Inst/Repair - FY16
Replace Video Detection on 3rd Street (12) - Phase 2
Joint Opportunities - Signal Upgrade FY16
South Van Ness Signal Upgrade (12)
PCS In-House Installation (8) - FY17
Traffic Signal Visibility Upgrds In-House (12) - FY17
Replace Video Detection on 3rd Street (20) - Phase 3
Joint Opportunities - Signal Upgrade FY17
Great Highway Traffic Signal Upgrade
Traffic Signal Controller Upgrade
As Needed Traffic Signal Conduit Inst/Repair - FY18
Contract 64 - New Traffic Signals Design
PCS In-House Installation (8) - FY18
Joint Opportunity Funds - New Signals FY18
Traffic Signal Visibility Upgrades In-House (12) FY18
Replace Video Detection on 3rd Street (20) - Phase 4
Joint Opportunities - Signal Upgrade FY18
New Traffic Signs FY16
New Traffic Signs FY18
New Pavement Markers FY16
New Pavement Markers FY18
Signal Actuation on Major Streets FY17- CON
Muni System Transit Signal Priority Projects- Phase 3 Vehicle Equipment

TRANSIT FIXED GUIDEWAY

Plan, design, and construct transit improvements to rail track, overhead wires, and train control technology

FY 2015 – FY 2019 CIP Funds Available:	\$237.46 m
FY 2015 – FY 2019 CIP Requests	\$254.46 m
Surplus/(Shortfall):	(\$17.00) m

CIP Development % Complete



Proposals and Projects Currently Under Consideration:

- Muni Metro Signal Standardization
- Replacement of LRV Antenna
- ATCS Replacement Parts
- Cable Car Barn-Propulsion Gear Boxes
- 5 Fulton Curb Ramp - Local Match
- Blue Light Phone Support for Tunnel Portion
- Cable Car Rehab - Local Match
- Cable Car Lines: Replace all Preempts with Magnetic Switches
- Market Street F-Line Track Pavement Repair
- Repair of Special Trackwork at Miscellaneous Locations (Surface)
- Cable Car Lines: Rebuild Track Switches at 16 Locations
- Rail Grinding FY15
- Rail Grinding FY16
- Rail Grinding FY17
- Rail Grinding FY18
- Rail Grinding FY19
- Ultrasonic Rail Testing
- Upgrade System Feeder Book and Maps Into Digital Format
- Subway Replacement Wiring
- Muni Metro Track Switch Machines
- Build Backup VCC
- Special Trackwork Replacement in the Subway
- Divide Feeder Circuit Carl 11
- San Jose Substation Upgrade Phase I
- Castro Crossover Circuit Upgrades
- Replacement of Manual Trolley Switch System for Street and Yard Operations
- Cable Car Automatic Transfer Switch
- Subway Track Fastener Replacement
- M-Line Curve Tracks at 19th Ave & Rossmoor

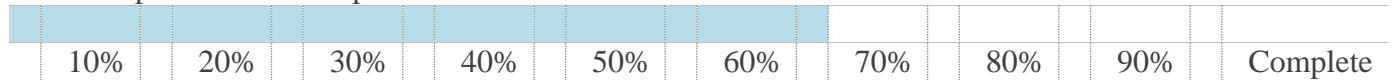
Pole Replacement on 21 Trolley Lines
L-Line Track Replacement Project

TRANSIT OPTIMIZATION/EXPANSION

Plan, design, engineer, and construct infrastructure to improve travel time and reliability of the transit system, including expansion of the transit system

FY 2015 – FY 2019 CIP Funds Available:	\$479.81 m
FY 2015 – FY 2019 CIP Requests	\$913.25 m
Surplus/(Shortfall):	(\$433.44) m

CIP Development 65% Complete



Proposals and Projects Currently Under Consideration:

- 1 California Travel Time Reduction Project
- TEP Group 1 Design Various Lines (10, 14, 30, 5,71, 8X, 9, N)
- 10 Sansome Contraflow Lanes and Overhead Wire
- 14 Mission TEP Travel Time Reduction Project: Segment 1 Downtown
- 14 Mission TEP Travel Time Reduction Project: Segment 2 Inner Mission
- Treasure Island Intermodal Station
- 14 Mission TEP Travel Time Reduction Project: Segment 3 Outer Mission
- Emerging Transit Projects
- Transit Optimization and Expansion Reserve (and MTC TPI Match)
- Rail Network Bottleneck Removal
- 14 Mission TEP Travel Time Reduction Project: Segment 3 Outer Mission
- 22 Fillmore - Segment 1A (Bryant to Church on 16th)
- 22 Fillmore on 16th Street Segment 1B: TTRP and Route Extension to Mission Bay
- 28 19th Avenue TEP Travel Time Reduction Project: Segment 1
- 30 Stockton Travel Time Reduction Project Segment 2 (Final Design and Construction)
- 22 Fillmore Segment 2 (on Fillmore) Travel Time Reduction Project
- Transit Bulbs at 22nd Ave & Irving Coordinated with Paving
- 28 19th Avenue Segment 2 (in Marina) Travel Time Reduction Project
- 30 Stockton Travel Time Reduction Project Segment 2 (Final Design and Construction)
- 30 Stockton Segment 1 (west of Van Ness) Travel Time Reduction Project
- 5 Fulton TEP Travel Time Reduction - Segment 1 from 25th Avenue to the Great Highway
- 5 Fulton TEP TTRP with Local/Limited Bypass Wires: Segment 3 from Arguello to Market
- 71 Haight TEP Travel Time Improvement Project - Segment 1A (Haight Street) w/Paving
- 71 Haight Overhead Wire Infrastructure on Stanyan
- 71 Haight TEP Travel Time Improvement Project - Segment 1b (Haight Street)
- 5 Fulton TEP Travel Time Reduction Project: Segment 2 from Arguello to 25th Avenue

71 Haight Travel Time Improvement Project - Segment 1b (Haight Street)
71 Haight Overhead Wire Infrastructure on Stanyan
8X Bayshore Express Travel Time Reduction Bus Bulbs
8X TEP Travel Time Reduction Project South of Freeway Express Segment
9 San Bruno TEP Travel Time Reduction Project - Segment 1
9 San Bruno TEP Travel Time Reduction Project - Segment 2
Bicycle and Pedestrian Safety Coordination with TEP Groups 1 and 2
J Church TEP Travel Time Reduction Project
Transit Bulbs on Columbus Street coordinated with paving
Customer First: Vehicle Branding on multiple lines
Customer First: Information Panels on multiple lines
Customer First: Stop Enhancements on multiple lines
Customer First: Colored Lanes on multiple lines
Geary Bus Rapid Transit
Customer First: Colored Lanes on multiple lines
Customer First: Next Bus on multiple lines
Geary Bus Rapid Transit
Harney Way / Geneva Avenue Bus Rapid Transit
Hunters Point Transit Center
L Taraval TEP Travel Time Reduction Project
Transit Bulbs on Irving near Judah Coordinate with Paving
K Ingleside TEP Travel Time Reduction Project
N Judah Travel Time Reduction Project
M Line / 19th Ave
M Ocean View Segment 1 (West Portal to 19th Av) Travel Time Reduction Project
M Ocean View Segment 2 (East of 19th Av) Travel Time Reduction Project
Market Street - Ped and Bike Improvements
Market Street - Signal Upgrades
Market Street - Rail Upgrades
Market Street - Ped and Bike Improvements
Transit Bulbs on McAllister Street
Transit Bulbs on Sloat Coordinated with Paving
TEP TTRP Planning and Conceptual Engineering for TTRP Groups 1 and 2
Traction Power Study
Van Ness Bus Rapid Transit
Waterfront Transportation Assessment