



Slow Streets

慢行街道 • Calles Lentas



[SFMTA.com/SlowStreets](https://www.sfmta.com/SlowStreets)

☎ 311 Free language assistance / 免費語言協助 / Ayuda gratis con el idioma / Бесплатная помощь переводчиков / Trợ giúp Thông dịch Miễn phí / Assistance linguistique gratuite / 無料の言語支援 / Libreng tulong para sa wikang Filipino / 무료 언어 지원 / การช่วยเหลือทางด้านภาษาโดยไม่เสียค่าใช้จ่าย / خط المساعدة المجاني على الرقم

Slow Streets: A COVID Response



Feb 2020
Mayor
Declares
State of
Emergency

April 2020
Muni Service
Reduced to
Core System

April 2020
Slow Streets
Phase 1

May 2020
Slow Streets
Phase 2

July 2020
Slow Streets
Phase 3

March 2021
Begin
Corridor
Outreach for
Permanence



NO PARKING
2 HOUR - 2
THURSDAY

ROAD CLOSED
TO THROUGH
TRAFFIC

Stay 6 feet apart

Why Shotwell Street?

Of the respondents who participated in the resident and user surveys



94/95%

support converting Shotwell Slow Street into a **permanent feature** in the neighborhood

[% resident / % user]

52% of respondents from the user survey felt somewhat safe using Shotwell Slow Street

VEHICLES DISOBEYING NON-LOCAL ACCESS



was the primary traffic reason for feeling unsafe on Shotwell Slow Street



92% of residents who live on Shotwell Street **support** it being a Slow Street



57% of users rated their experience using Shotwell Slow Street as **very positive**

AVERAGE FREQUENCY OF USE



A few times a week

MOST USED ACTIVITY



Essential Travel & Recreation

USER SURVEY RESPONDENT RELATION TO SHOTWELL SLOW STREET

28%
live on Shotwell Slow Street

18%
live on a street that intersects Shotwell Slow Street

39%
live elsewhere in the neighborhood

14%
don't live in the neighborhood but travel through often

1%
don't live in the neighborhood and don't travel through often


85% of respondents in the Shotwell Slow Street User Survey live in the neighborhood

What is a Permanent Slow Street?



Time

- Traffic changes would extend beyond State of Emergency
- Authorization not tied to COVID emergency



Materials

- Part of the neighborhood's lasting infrastructure
- Part of the city's overall transportation network

STEP 1



Evaluate the Slow Street and Determine Support for Permanence

Using the Slow Streets evaluation process, deploy resident and user surveys to assess the temporary Slow Street's effectiveness, uncover operational issues, learn about the community's perceptions and attitudes toward the Slow Street, and determine support for permanence beyond the pandemic



✓
Proceed on path to permanence for the Slow Street beyond the COVID-19 pandemic



✗
Temporary Slow Street removed upon the end of the Mayor's Emergency Health Order



STEP 2



Community Outreach

Initiate a public outreach process to engage with residents and stakeholders on additional permanent treatments beyond traffic diverters and signage to improve safety for all users of the street and further enhance the Slow Street



STEP 3



Design Permanent Slow Street

Using the feedback received in Step 2, complete the design for the permanent Slow Street. Review the design with other SFMTA departments and other city agencies through the SFMTA's Transportation Staff Advisory Committee (TASC) process and refine if-needed

Additional design features may not be added based on community feedback from outreach. Step 3 may just entail preparing plans to swap out the existing Type III barricade treatment used for traffic diversion with the new and more durable barricade and signage configuration. This step also includes preparing the legislative materials to establish permanence of the Slow Street

Slow Streets Path to Permanence Process

ENJOY SLOW STREET!



STEP 5



Implementation

Work with SFMTA shops to swap out the old Type III barricades with the new more durable traffic diverter and sign configuration. If warranted, install additional traffic safety features



STEP 4



Approve Permanent Slow Street

Present the permanent Slow Street designation and design to the SFMTA Board of Directors and obtain their approval



✗
Design revisions needed

✓
Design revisions not needed

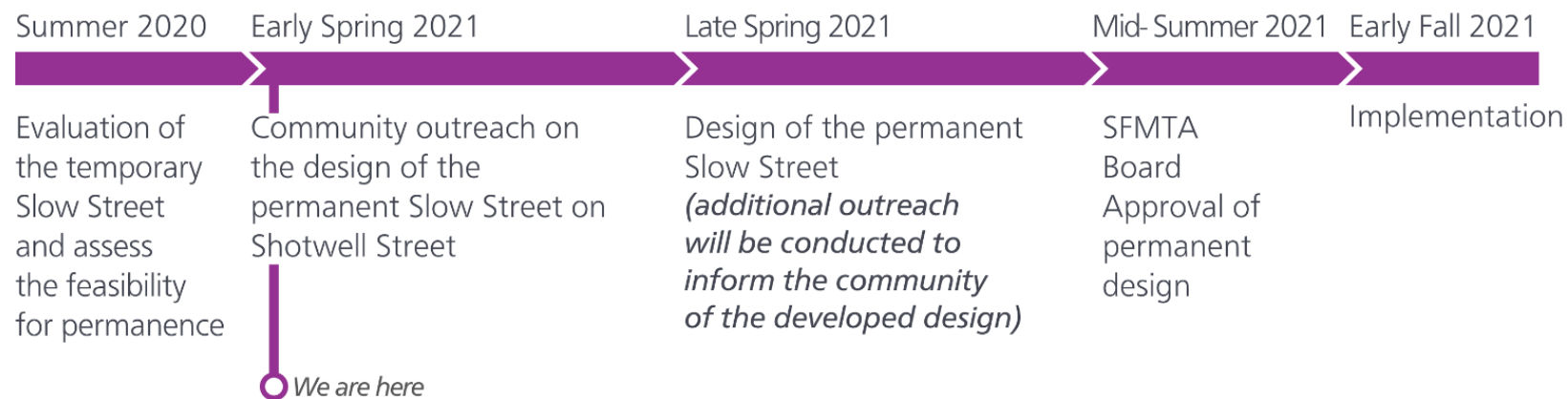


What Design Treatments are Possible?



How to Provide Feedback

- **Speak Up:** We're recording your comments tonight. Please provide your name when you begin speaking.
- **Visit the Shotwell Slow Street Virtual Open House:** Identify issues on Shotwell Street, rate potential design treatments, and let us know what you want to see on the street.
- **Request a Meeting:** We'd love to come speak with your neighborhood group about Slow Streets.
- **Attend Another Open House:** We'll be here this weekend, and during the next few weeks.





<http://sfmta.com/permanentslowstreets>


slowstreets@sfmta.com

What Do You Think?

In this session you will be muted.

If you wish to speak during the Q & A:

- **Please raise your hand** - find the bar shown below and click the hand button (highlighted in red)
- The moderator will then inform you that you can unmute yourself and speak - to unmute yourself, click the microphone button (highlighted in yellow in image below)



Please remember to mute yourself when you are not speaking.

From the Slow Streets Team:



Shannon, project manager



Brian, planner



Ellen, engineer