

# central subway


## A Tapestry of Systems

Electrical, signaling, HVAC, plumbing, and many other systems are being built out inside all stations and tunnels.



## Progress Report

May 2020



This page intentionally left blank

# Table of Contents

<b>Executive Summary</b> .....	5
Key Milestones .....	6
<b>Costs and Schedule</b> .....	7
Costs .....	7
Earned Value Analysis .....	7
Schedule Highlights.....	8
Master Project Schedule .....	11
<b>Contracts &amp; Construction</b> .....	12
Contract 1300 Stations, Surface, Track and Systems.....	13
Work Package1254 Chinatown Station .....	14
Work Package1253 Union Square / Market Street Station .....	18
Work Package1255 Yerba Buena / Moscone Station .....	23
Work Package1256 Systems, Trackwork & Stations .....	26
<b>Program Components</b> .....	28
Community Outreach .....	28
Quality Assurance .....	29
Risk Management .....	32
Program Safety & Security .....	33
Technical Capacity .....	35
Staffing .....	36
Third-Party Agreements and Licenses .....	37
LRV Procurement.....	37
Current Construction Activity and Progress Photos .....	38

## Table of Contents - continued

*See Table of Content page that follows for Cover Photo captions.*



## Appendices

Appendix A: Cost Report.....	A1
Appendix B: Schedule Report.....	B1
Appendix C: Program Overview of Scope and Funding.....	C1
Appendix D: Completed Contracts .....	D1
Appendix E: SBE Participation by Contract (Reported Quarterly).....	E1
Central Subway Project Contact Information.....	E5



**Cover photo:** A section of newly-threaded conduit is carried inside one of the lower levels of Chinatown Station's headhouse structure, where electrical, signaling, and many other systems are being installed. Each system's components are installed and tested rigorously. More photos can be found starting on page 37.

**Above photo:** A worker grabs tools next to a wall being constructed atop the terrace plaza area surrounding the north entrance for Union Square/Market Street Station. These and other concrete segments fill out the inviting atmosphere surrounding the future north station entrance.

See the Appendix E final page for CS websites hyperlinks and public outreach on line resources. The Project main web site is at: <http://www.centrlsubwaysf.com/>





*Adhesive matting has been rolled out and placed inside the Union Square/Market Street Station north concourse area ahead of pouring the first layer of terrazzo floor base.*

## Executive Summary

**Coronavirus Pandemic (COVID 19)** - Coronavirus Pandemic (COVID 19) - On March 17, 2020, the Mayor and the City's Health Office issued a Public Health Order to "Shelter-In Place" in response to the COVID-19 pandemic. The City's Health Office has issued adjustment to the health order to ensure safety to the public. Construction of the Central Subway project continues to progress with minimum impact and Construction Management team continues to monitor progress. However, the Contractors have notified the City that due to social distancing requirements production rates have been impacted. The Contractors have implemented a revised site Safety and security plans to incorporate various requirements of the order. The project continues to analyze the impact to the program schedule due to COVID 19 requirements and will share the impacts with our funding partners. Only essential project staff are on site to ensure compliance with the health order and the other staff has transitioned to telecommuting. (For additional discussion, please see Safety and Security section on pg. 33)

**Chinatown Station** - Completed installing electrical panels at Equipment room at Underplatform level. Completed installing structural steel for Station Agent Booth Concourse level. Continued installing Stair 5, 6, and 7. Continued installing storm, sewer, water piping, refrigerant and fire sprinkler piping at all levels. Continued construction of Surface level slabs and PCC 50 Chinatown Plaza walls and stairs. Continued installing Elevators 1, 2, 3, 4 and Escalator 5 and 6. Continued street work (minor), monitoring and surveying

**Union Square/Market Street Station** - Continued construction, installation and testing of stairs, escalators, elevators, overhead plumbing, fire protection piping, overhead fixture and electrical, ceiling panels, light fixtures and controls, HVAC and Power startup and testing, artwork, and pavement renovation at respective levels—Platform Station, North Concourse, South Concourse, and Street/Surface.

**Yerba Buena/Moscone Station** - Continued installing Escalators and Elevators 3 and 4. Continued installing EV controls at Station Mezzanine. Continued installing ceiling at Headhouse Concourse. Began installing artwork at Headhouse Concourse. Systems startup and Acceptance testing.

**Surface, Track and Systems**— Continued traction power conduit and other electrical conduit installation inside tunnel. Continued tunnel lighting installation. Continued 4th/Brannan platform construction. Continued OCS hangar installation inside tunnel. Continued mini power center installation.

Total project costs to date are \$1,534.71 million, an increase of \$8.87 million over last month. The total cost to date equals 97.2% of the total project budget of \$1.578 billion. The project continues to review the overall cost. The current Estimate at Completion (EAC) is projected to be \$1.626B which is \$48M over the current budget. The project shows a forecast Revenue Service Date of December 2021. (For additional discussion, please see Costs and Schedule on pg.7)


The Stations Contractors' Safety Reports should show any accidents that may occur during the current month. The rates of work site accident incidents by the man hours worked continue to be below industry standards - see tables on page 34.

# Key Milestones

## Removing the temporary roof deck at Rose Pak-Chinatown Station



The area is cleared and sections of wood cribbing atop the structural beams are removed one piece at a time.



Reinforcing for the steel beams is removed, following the massive steel I-beams themselves.

MILESTONE	DATE EXPECTED
<b>General</b>	
Revenue Service	December 2021
<b>Contract 1300 Stations, Surface, Track, Systems</b>	
Notice to Proceed (NTP 1)	June 17, 2013 (A)
Notice to Proceed (NTP 2)	January 12, 2014 (A)
Substantial Completion	December 28, 2020



Additional materials are removed, the area is cleared, and the site is prepared to build the next section of the steel-level station entrance structure.



# Costs and Schedule

## Costs (See Appendix A for Details)

The Current Cost Estimate (CCE) for the Central Subway Project is \$1.578 billion in year of expenditure dollars (\$YOE). The project continues to evaluate the Estimate at Completion (EAC) and has presented information to the SFMTA Board. The project is working with SFMTA Finance and Grants to identify these additional source of funds to provide for the shortfall. Currently, the project estimates the EAC to be \$1.626B or \$48M above the current budget. This EAC has not been finalized as additional cost will need to be considered including the potential cost of delay due to the current pandemic crisis. When the EAC and the funds are identified, the team will revised the various cost sheet to reflect the new budget and EAC number along with any impacted appendix. The team anticipates that this will take several report cycles to adjust.

Total net incurred costs for the project are \$1,534.71 million, a \$8.87 million increase over last month. The cost to date figure reflects expenditures through FAMIS 786 Report (\$1,491.58 million) plus the utilities joint trench Form B Reimbursement payment (\$12.51 million), invoices currently being processed (\$38.84 million) and estimates of outstanding pay requests (credit of \$8.18 million). This incurred amount equals 97.2% of the total project budget of \$1.578 billion.

The current funding level to date is \$1,568.38 million and includes Operating funds FY2019/2020 \$7,570,000 and Proposition B (City of San Francisco Adjusting Transportation Funding for Population Growth) FY2020 \$4,070,000 appropriated in May 2020 . This represents 99.4% of the total project budget and we anticipate the addition of \$9,918,937 to complete the funding of the program . The remaining program funds has been jeopardized due to funding reallocation from the COVID 19 pandemic. The project team will continue to work with our financial partners to ensure that impacts to the project are minimized.

## Earned Value Analysis

In May 2020 Report, the Preliminary Earned Value Analysis reports is based on the SFMTA May Schedule Update. The Planned Value, Earned Value, Actual Cost, Percent Complete and resulting indexes as follows:

### Preliminary May Earned Value

Overall Budgeted Cost:	\$1,578,300,000
Planned Value:	\$1,590,311,469
Earned Value:	\$1,467,628,358
Actual Cost:	\$1,547,734,524
Schedule Performance Index (SPI):	0.92
Cost Performance Index (CPI):	0.95
Percent Complete:	92.1%

\*May 2020 Notice: The City continues to experience problems that were caused by error and inaccuracy from the transition from FAMIS to Financial System Project (FSP). An updated methodology has been implemented within the financial reporting that will provide more accurate figures for transactions occurring in fiscal year 2020.

As we continue to address these data quality problems through data cleaning, you will continue to see monthly fluctuations as we detect and remove errors and inconsistencies from data in order to improve



## Schedule Highlights

The Master Project Schedule (MPS) below includes progress through May 2020. The May 2020 Schedule Update submittal from Contract 1300 Contractor was not submitted as the CN1300 Contractor has not provided the updated corrections to their June 2017 through July 2018 Schedule Updates. The Contract 1300 schedule represented in this report is based on the SFMTA May 2020 Schedule Update.

The MPS shows a forecast Revenue Service Date of December 2021 based on a revised assessment of the overall schedule and the current project conditions. The project continues to evaluate this date with potential impact from COVID 19. The schedule team is assessing the risk with this issue and identifying potential mitigation to reduce the risk to the overall schedule. The Contractor is notifying the City that potential delay may occurred due to the social distancing requirement which is impacting production rates.


Currently we are experiencing day-to-day delays caused by TPC's electrical work in the tunnel impacted by lack of resources and extended approvals of contract modifications related to Radio and Train Control Systems. These issues have impacted TPC's Substantial Completion date, we have mitigated the delay by accelerating rail activation activities. TPC and SFMTA are working to reach scope and cost agreements for these contract modifications as TPC refuses to commence work without an approved Contract Modification. The controlling critical (longest) path of the MPS runs through the electrical activities within the tunnel which are impacting the TPC's Startup and Testing and subsequently the rail activation process. The latest schedule shows the longest path running through the Surface, Tracks and Systems (STS).

SFMTA continues to meet with Contractor to discuss all schedule concerns and comments. TPC has not been able to correctly staff the project which could potentially delay the project. In order to achieve the Baseline work productivity, TPC needs to increase the number of crews assigned to electrical work, allowing concurrent work within the tunnel and stations in order to make this completion date possible. It also requires that the front end portion of ATCS Startup and Testing is performed concurrently with TPC's Startup and Testing followed by ATCS software testing in coordination with SFMTA Operations.

Contract 1300 Contractor submitted fifty-four (54) Schedule Updates from December 2014 to July 2019. SFMTA rejected twenty eight (28) Schedule Updates from January 2016 to April 2016 and June 2016 to June 2018 due to multiple and repetitive issues that vary from incorrect working sequences to unrealistic forecasted completion dates to artificially steering the schedule longest path through certain portions of the project. SFMTA approved as noted December 2014 through December 2015, and May 2016 Schedule Updates. Contractor has been directed to provide a Revised Schedule as required by the overall settlement agreement to maintain the forecasted project completion.

### **Contract 1300 - WP1253 UMS / WP1254R CTS / WP1255 YBM / WP1256 STS:**

The Contractor, Tutor Perini Corporation's (TPC) baseline schedule is incorporated into the master program schedule. The preliminary SFMTA Contract 1300 May 2020 schedule is used within the November Report. The SFMTA Contract 1300 May 2020 schedule is based on the approved baseline schedule logic with adjustments made as mentioned above. The SFMTA will continue to use the SFMTA Contract 1300 schedule update as a forecasting tool going forward until the Contract 1300 Contractor submits an acceptable schedule that addresses all of SFMTA scheduling concerns.



Glass and metal ceiling panels hide utility conduits inside the south concourse ceiling for Union Square/Market Street Station.

## Schedule Highlights - Continued

### **Work Package P-1254R (CTS) has performed the following work this month:**

- Completed installing Stair 5A
- Continued installing Stair 5, 6, and 7
- Completed installing electrical panels at Equipment Room at Underplatform level
- Continued pulling service wires at Equipment Room at Underplatform level
- Continued installing overhead conduit at Traction Power rooms at Headhouse Platform level
- Continued pulling service wires at Main Electrical and Traction Power rooms at Headhouse Platform level
- Continued constructing structural steel for Elevators 1 & 2 at Platform and Concourse levels
- Continued installing storm, sewer, water piping, refrigerant, and fire sprinkler piping at all levels
- Completed installing structural steel for Station Agent Booth Concourse level
- Continued installing GFRC panels at ticketing hall at Concourse level
- Continued pulling service wires at Main Communication room at Lower Mezzanine level
- Continued installing Elevators 1, 2, 3, and 4
- Continued installing Escalator 5 & 6 at Upper Mezzanine level
- Continued construction of Surface level slabs and PCC 50 Chinatown Plaza walls and stairs
- Began installing structural steel and fire proofing for Plaza level
- Began installing electrical conduits and sprinkler piping at Surface level
- Began HVAC layout at Surface level
- Continued street work (minor), ongoing monitoring and surveying

### **Work Package P-1253 (UMS) has performed the following work this month:**

#### Platform Station:

- Stairs, escalators and elevators – including glass enclosure
- Overhead plumbing, fire protection piping, and overhead fixture and electrical
- Unistrut grid for ceiling panels and LED Artwork on concourse level
- Ceiling panels
- Light fixtures and controls
- Curved metal panel on platform strut level
- Terrazzo on concourse and platform level
- Brackets for artwork on platform strut level
- Fire Alarm /PA / Security System
- Emergency lighting at tunnel tie-in on platform level
- HVAC startup and testing
- Power startup and starting

#### North Concourse:

- Stair, escalator and elevators
- Overhead plumbing, fire protection piping, and overhead fixture and electrical

## Schedule Highlights - Continued

- Cement plaster finish in various rooms
- Glass wall panels
- LED artwork

### South Concourse:

- Stair and escalator
- Overhead electrical, light fixtures and controls
- Ceiling panels
- Glass wall panels including ticket vending machine
- Terrazzo flooring
- Rolling and Grille doors

### Street/Surface:

- Precast architectural concrete elements at USG terrace level
- Glass roof walk at USG terrace level
- Landscaping and drainage at USG terrace level
- USG Roof level exhaust vent
- Tap room and emergency command post at surface level
- Pavement renovation at northside of Market street
- North sidewalk plaza at USG terrace level

### **Work Package P-1255 (YBM) has performed the following work this month:**


- Continued installing Escalators 3 and 4
- Continued installing Elevators 3 and 4
- Continued installing EV controls at Station Mezzanine
- Continued installing ceiling at Headhouse Concourse
- Began installing artwork at Headhouse Concourse
- Continue installing Station Agent Booth at Headhouse Concourse
- Systems startup and Acceptance Testing

### **Work Package P-1256 (STS) has performed the following work this month:**

- Continue 4<sup>th</sup>/Brannan platform construction
- Continue traction power conduit and other electrical conduit installation inside tunnel for CCTV, telephone, tunnel lighting, and tunnel electrical power
- Started Traction power cable installation and terminations
- Continue tunnel lighting installation
- Continue OCS hanger installation inside tunnel
- Continue mini power center installation
- Continue walkway construction at cross-over cavern
- Continue installation of end of platform emergency stairs at station interfaces



# Master Project Schedule





*A carpenter assembles wood framing for a future concrete form atop the Chinatown Station headhouse.*

## Contracts & Construction

### Construction Contracts In Progress

#### **Contract 1300: Combined Work Packages 1253, 1254, 1255, 1256**

- Contractor: Tutor - Perini Corporation
- Amount: \$905.89 million
- Contract Status: 93.18% complete construction

### Contracts Completed

[See Appendix D](#)

#### **Contract 1250: Moscone Station and Portal Utilities Relocation**

#### **Contract 1251: Union Square/Market Street Station Utility Relocation**

#### **Contract 1277: Pagoda Theater Site Demolition** (Funded separately from the CS Project budget)

#### **Contract 1252: Central Subway Tunneling**

### Contract SBE Participation (Updated Quarterly) [See Appendix E](#)

# Stations, Surface, Track and Systems

Contract 1300 Contractor: Tutor-Perini Corporation

## Description of Work

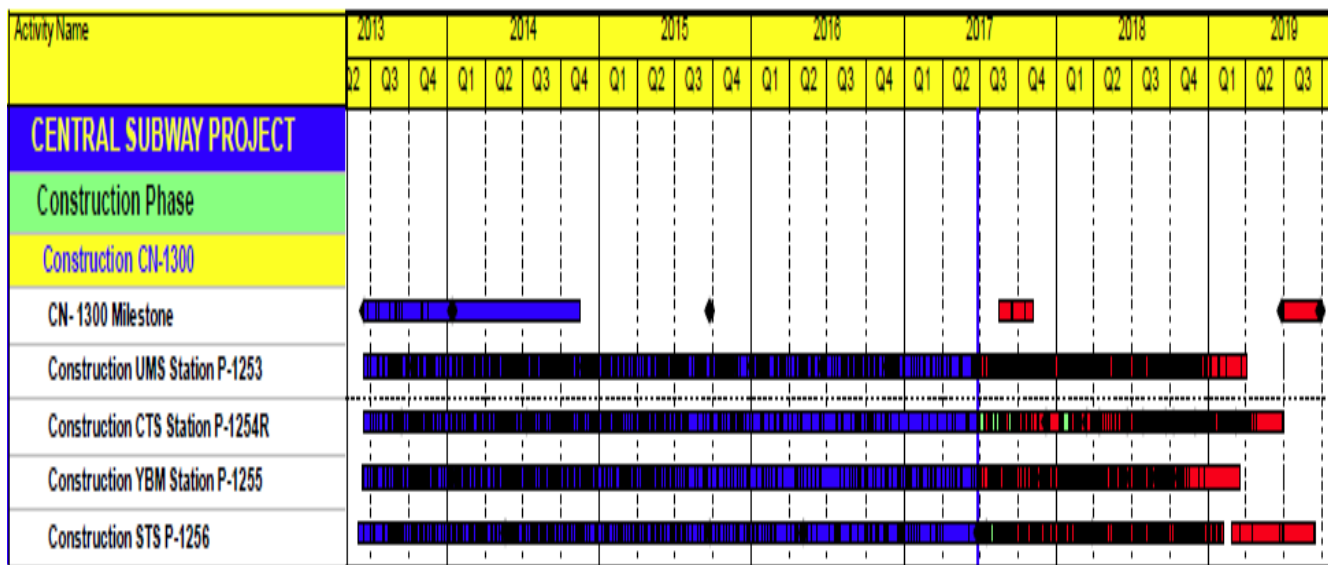
The Contract 1300 scope is to construct the Central Subway's three subway stations, one surface station, construct the 2,000 feet of surface track, and install track and operating systems throughout the new alignment. The separate station and systems work packages are presented in the following pages.

Work includes station finishes, AC and DC substations, elevators, escalators, lighting, emergency ventilation fans, HVAC fire alarm/ suppression/ protection, Cutter Soil Mixing, secant pile bottom up and Sequential Excavation Method construction, settlement monitoring, building protection, connecting to and modifying the BART Powell Street Station, PA, CCTV, signage, installation of fare collection equipment and station start-up and commissioning.

Contract Details	
Contract Awarded:	May 21, 2013
Notice to Proceed:	June 17, 2013
Substantial Completion:	December 28, 2020
Contract Award Value:	\$839,676,400
Modifications to Date (\$):	\$66,216,706
Modifications to Date (Days):	1,052
Current Contract Value:	\$905,893,106

Budget/Expenditures▲	
Current Budget	\$861,639,691
Other Project Offset Credits	\$8,745,269
Expenditures to Date	\$856,632,098

## 1300 Summary Schedule





# Chinatown Station

## Contract 1300 - Work Package 1254R

### Description of Work

This Work Package is to construct one subway station. Includes station finishes, AC and DC Traction Power substations elevators, escalators, lighting, emergency ventilation fans, HVAC fire alarm/ suppression/ protection, slurry wall top-down construction, settlement monitoring, building protection, PA, CCTV, signage, installation of fare collection equipment and station start-up and commissioning.



### Current Work Status

- Completed installing Stair 5A
- Continued installing Stair 5, 6, and 7
- Completed installing electrical panels at Equipment Room at Underplatform level
- Continued pulling service wires at Equipment Room at Underplatform level
- Continued installing overhead conduit at Traction Power rooms at Headhouse Platform level
- Continued pulling service wires at Main Electrical and Traction Power rooms at Headhouse Platform level
- Continued constructing structural steel for Elevators 1 & 2 at Platform and Concourse levels
- Continued installing storm, sewer, water piping, refrigerant, and fire sprinkler piping at all levels
- Completed installing structural steel for Station Agent Booth Concourse level
- Continued installing GFRC panels at ticketing hall at Concourse level
- Continued pulling service wires at Main Communication room at Lower Mezzanine level
- Continued installing Elevators 1, 2, 3, and 4
- Continued installing Escalator 5 & 6 at Upper Mezzanine level
- Continued construction of Surface level slabs and PCC 50 Chinatown Plaza walls and stairs
- Began installing structural steel and fire proofing for Plaza level
- Began installing electrical conduits and sprinkler piping at Surface level
- Began HVAC layout at Surface level
- Continued street work (minor), ongoing monitoring and surveying

### Work Expected Next Month

- Continued installing Stair 5, 6, and 7
- Continue pulling service wires at Equipment Room at Underplatform level
- Continue installing overhead conduit at Traction Power rooms at Headhouse Platform level
- Continue pulling service wires at Main Electrical and Traction Power rooms at Headhouse Platform level
- Continue constructing structural steel for Elevators 1 & 2 at Platform and Concourse levels
- Continue installing storm, sewer, water

# Chinatown Station

pipng, refrigerant, and fire sprinkler piping at all levels

- Continue installing GFRC panels at ticketing hall at Concourse level
- Continue pulling service wires at Main Communication room at Lower Mezzanine level
- Continue installing Elevators 1, 2, 3, and 4
- Complete installing Escalator 5 & 6 at Upper Mezzanine level
- Continued construction of Surface level slabs and PCC 50 Chinatown Plaza walls and stairs
- Continue installing structural steel and fire proofing for Plaza level
- Continue installing electrical conduits and sprinkler piping at Surface level
- Continue HVAC layout at Surface level
- Begin constructing slabs for Roof level
- Begin AWSS pipe construction at intersection of Stockton/Washington Streets
- Continued street work (minor), ongoing monitoring and surveying


## Three Month Look Ahead

- Complete installation of Elevators 1, 2, 3, and 4
- Complete construction of Surface, Plaza, and Roof levels at Headhouse
- Complete installing mechanical, electrical, plumbing, at Surface, Plaza, and Roof levels at Headhouse
- Complete construction of PCC 50 Chinatown Plaza
- Abandon dewatering wells on Stockton Street
- Complete AWSS pipe construction at intersection of Stockton/Washington Streets
- Complete street utility work on Washington Street



*Workers discuss particulars during escalator assembly at the street level entrance for Chinatown Station.*

### Station Construction Progress Section



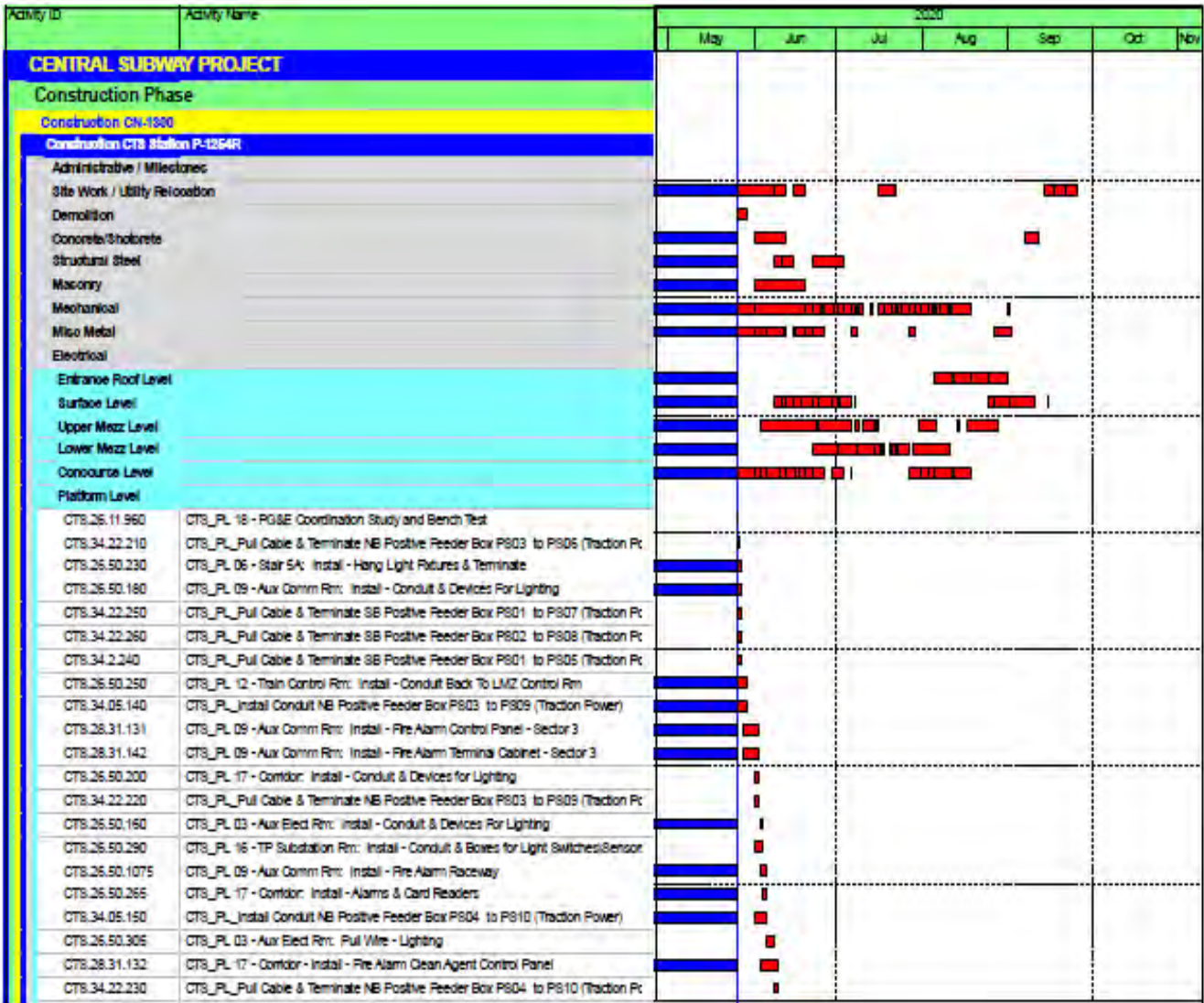


# Chinatown Station Construction Status - Continued

Contract Details	
Contract Awarded:	May 21, 2013
Notice to Proceed:	June 17, 2013
Substantial Completion:	December 28, 2020
Contract Award Value:	\$247,567,810
Modifications to Date (\$):	\$52,199,817
Modifications to Date (Days):	1,052
Current Contract Value:	\$299,767,627

Budget/Expenditures	
Current Budget	\$257,567,810
Other Project Offset Credits	\$5,697,172
Expenditures to Date	\$273,476,774

## CTS Three Month Schedule



# Union Square/Market Street Station

Contract 1300 Work Package 1253

## Description of Work

This Work Package is to construct one subway station and perform related street work. Includes station finishes, AC and DC traction power, substations elevators, escalators, lighting, emergency ventilation fans, HVAC fire alarm/ suppression/ protection, slurry wall top-down construction, settlement monitoring, building protection, PA, CCTV, signage, installation of fare collection equipment and station start-up and commissioning. This work package also involves reconstruction Street work which includes Geary St, O'Farrell St, Ellis Street and Stockton street from Post Street to the intersection of 4<sup>th</sup> / Ellis St / Market St.

## Current Status This Month

Continued construction, installation and testing of the following items at -

### Platform Station:

- Stairs, escalators and elevators – including glass enclosure
- Overhead plumbing, fire protection piping, and overhead fixture and electrical
- Unistrut grid for ceiling panels and LED Artwork on concourse level
- Ceiling panels
- Light fixtures and controls
- Curved metal panel on platform strut level
- Terrazzo on concourse and platform level
- Brackets for artwork on platform strut level
- Fire Alarm /PA / Security System
- Emergency lighting at tunnel tie-in on platform level
- HVAC startup and testing
- Power startup and starting

### North Concourse:

- Stair, escalator and elevators
- Overhead plumbing, fire protection piping, and overhead fixture and electrical
- Cement plaster finish in various rooms
- Glass wall panels
- LED artwork



### South Concourse:

- Stair and escalator
- Overhead electrical, light fixtures and controls
- Ceiling panels
- Glass wall panels including ticket vending machine
- Terrazzo flooring
- Rolling and Grille doors

### Street/Surface:

- Precast architectural concrete elements at USG terrace level.
- Glass roof walk at USG terrace level
- Landscaping and drainage at USG terrace level
- USG Roof level exhaust vent
- Tap room and emergency command post at surface level
- Pavement renovation at northside of Market street
- North sidewalk plaza at USG terrace level

## Work Expected Next Month

Continued construction, installation and testing of the following items at -

### Platform Station:

- Stairs, escalators and elevators – includ-

# Union Square/Market Street Station

## Contract 1300 Work Package 1253

- ing glass enclosure and glass wall panels
- Overhead plumbing, fire protection piping, and overhead fixture and electrical
- Unistrut grid for ceiling panels and LED Artwork on concourse level
- Ceiling panels
- Light fixtures and controls
- Terrazzo on concourse and platform level
- Artwork on platform strut level
- Fire Alarm /PA / Security System
- Emergency lighting at tunnel tie-in on platform level
- CCTV/Communication at tunnel tie-in on platform level
- Station agent booth
- HVAC and EV startup and testing
- Power startup and testing
- Fire Alarm System startup and testing

### North Concourse:

- Stairs, escalator, elevators
- Overhead plumbing, fire protection piping, and overhead fixture and electrical
- Cement plaster finish in various rooms
- LED artwork

### South Concourse:

- Stair and escalator
- Overhead electrical, light fixtures and controls.
- Ceiling panels
- Rolling and Grille doors

### Street/Surface:

- Precast architectural concrete elements at USG terrace level
- Glass roof walk at USG terrace level
- Landscaping and drainage at USG terrace level

- USG Roof level exhaust vent
- Tap room and emergency command post at surface level

## Three Month Look Ahead

### Platform Station:

#### Completion of the following:

- CMU wall construction
- Deck installation
- All structural concrete work
- Stairs, elevators and escalators
- Ceiling panels.
- Emergency lighting at tunnel tie-in on platform level
- CCTV/Communication at tunnel tie-in on platform level
- Station agent booth

#### Continued construction / begin installation and testing of the following:

- Fireproofing
- Terrazzo flooring
- Glass wall panels
- Artwork on concourse and platform level
- Light fixtures and controls
- Fire Alarm/ PA/ Security System
- Overhead plumbing, fire protection piping and overhead fixture and electrical
- Frames and pressurized doors at intermediate strut level
- Access controls
- HVAC and EV startup and testing
- Power and Lighting startup and testing
- Fire Alarm /PA / Security System startup and testing

### North Concourse:

#### Completion of the following:



# Union Square/Market Street Station

## Contract 1300 Work Package 1253

- Ceiling panels
- Glass wall panels
- Stair, elevators and escalator

Continued construction / begin installation of the following:

- Terrazzo flooring
- Fire Alarm/ PA/ Security System
- Access controls

South Concourse:

Completion of the following:

- Ceiling panels
- Glass wall panels
- Stairs and escalator
- Rolling and Grille Doors

Continued construction / begin installation of the following:

- Terrazzo flooring
- Fire Alarm/ PA/ Security System
- Access controls

Street/Surface:

Completion of the following:

- Granite curb, brick sidewalk, and pedestrian ramps north of Market Street.
- Glass roof walk artwork on USG Terrace level.
- Precast architectural concrete elements for USG terrace level
- Landscaping and drainage at USG terrace level.
- USG Roof level exhaust vent
- Tap room and emergency command post at surface level

Continued construction / begin installation of the





following:

- Permanent PG&E historic streetlights at O'Farrell and Stockton Street
- Traffic cabinets

### Station Excavation and Construction Progress Section

North

South

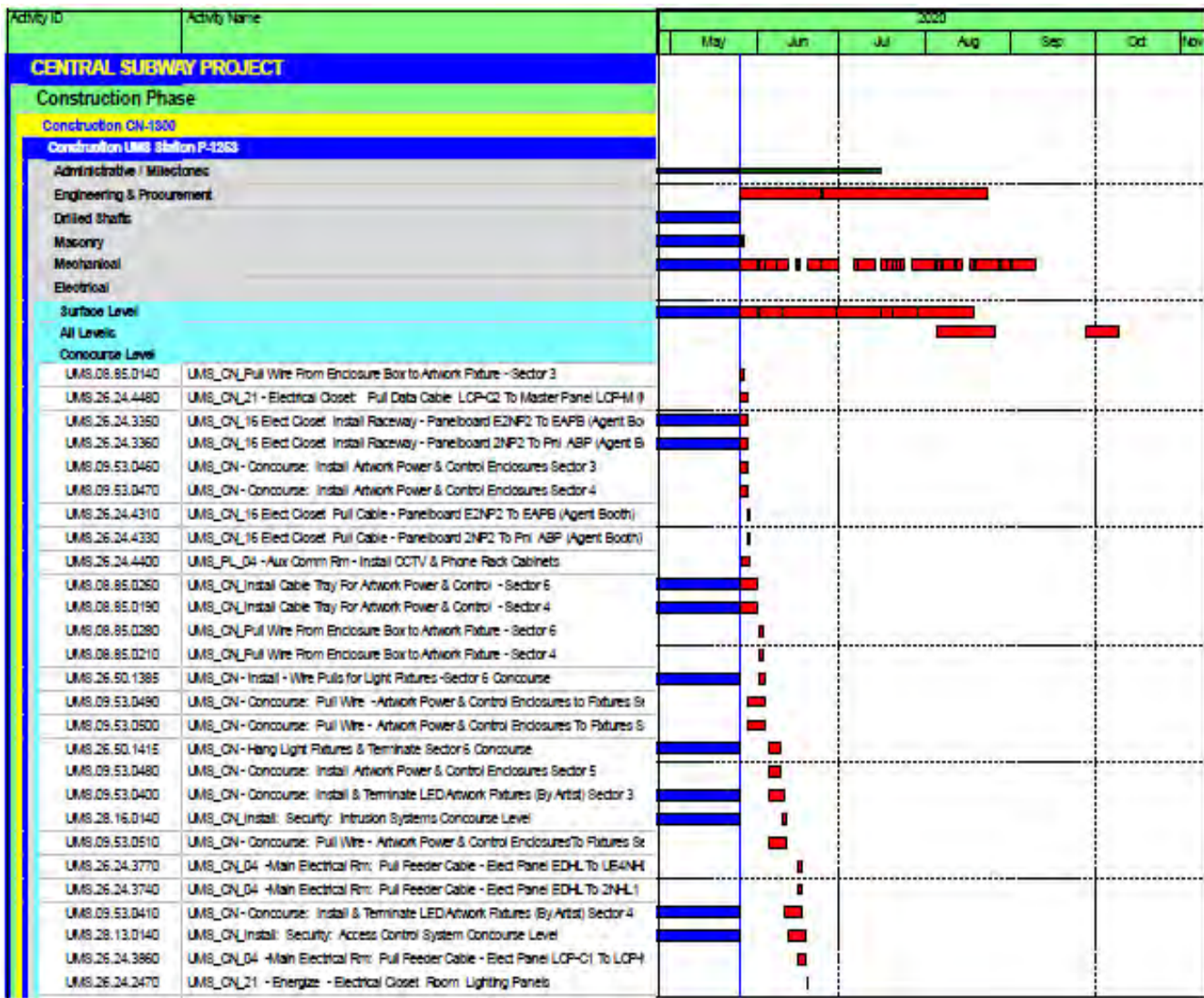


# Union Square Market Street Station Construction - Continued

Contract Details	
<b>Contract Awarded:</b>	<b>May 21, 2013</b>
<b>Notice to Proceed:</b>	<b>June 17, 2013</b>
<b>Substantial Completion:</b>	<b>December 28, 2020</b>
<b>Contract Award Value:</b>	<b>\$294,030,590</b>
<b>Modifications to Date (\$):</b>	<b>\$7,744,337</b>
<b>Modifications to Date (Days):</b>	<b>1,052</b>
<b>Current Contract Value:</b>	<b>\$301,774,927</b>

Budget/Expenditures ▲	
<b>Current Budget</b>	<b>\$314,030,590</b>
<b>Expenditures to Date</b>	<b>\$294,591,523</b>

## UMS Three Month Schedule





# Yerba Buena/Moscone Station

## Contract 1300 - Work Package 1255

### Description of Work

This Work Package is to construct one subway station. Includes station finishes, AC and DC Traction Power substations elevators, escalators, lighting, emergency ventilation fans, HVAC fire alarm/ suppression/ protection, slurry wall top-down construction, settlement monitoring, building protection, PA, CCTV, signage, installation of fare collection equipment and station start-up and commissioning.

### Current Status

- Continued installing Escalators 3 and 4
- Continued installing Elevators 3 and 4
- Continued installing EV controls at Station Mezzanine
- Continued installing ceiling at Headhouse Concourse.
- Began installing artwork at Headhouse Concourse.
- Continue installing Station Agent Booth at Headhouse Concourse
- Systems startup and Acceptance Testing




### Work Expected Next Month

- Continue installing Escalators 1 through 4
- Continue installing Elevators 3 and 4
- Continue installing Stairs 2 and 3
- Continue installing EV Controls at Station Mezzanine
- Continue installing Station Agent Booth at Headhouse Concourse
- Continue installing metal wall and Terrazzo floor in Station Concourse
- Continue installing telephone system at Station Platform level
- Systems startup and Acceptance Testing
- Complete F2A Light Fixture installations at Surface Walls
- Continue installing S.S. Metal wall panels at Concourse Sector 3
- Finished Installing MCC-JF in the Main Electrical Room
- Finished Fireproofing Plaza Canopy
- Begin installation of sculpture at Surface level
- Complete installation of Artwork in Headhouse Concourse
- Complete installation of Elevators 3 and 4
- Complete installation of Escalators 3 and 4
- Complete Finish grinding of Platform and Concourse Station Terrazzo Floors
- Complete installation and finish grinding of Concourse Headhouse Terrazzo Floor
- Complete Platform Kiosks
- Complete Station Agent Booth
- Complete Surface Plaza Area
- Complete Systems Start up and Acceptance Testing
- AT&T – Pull in wires to all building levels. Set trim and terminate devices
- Complete FA system
- Set trim and terminate devices – Test
- Complete CU equipment connect and testing

### Three Month Look Ahead

- Continue interior finishes on Mezzanine & Concourse Levels within Station Box

### Station Excavation and Construction Progress Section





# Yerba Buena Moscone Station Construction - Continued

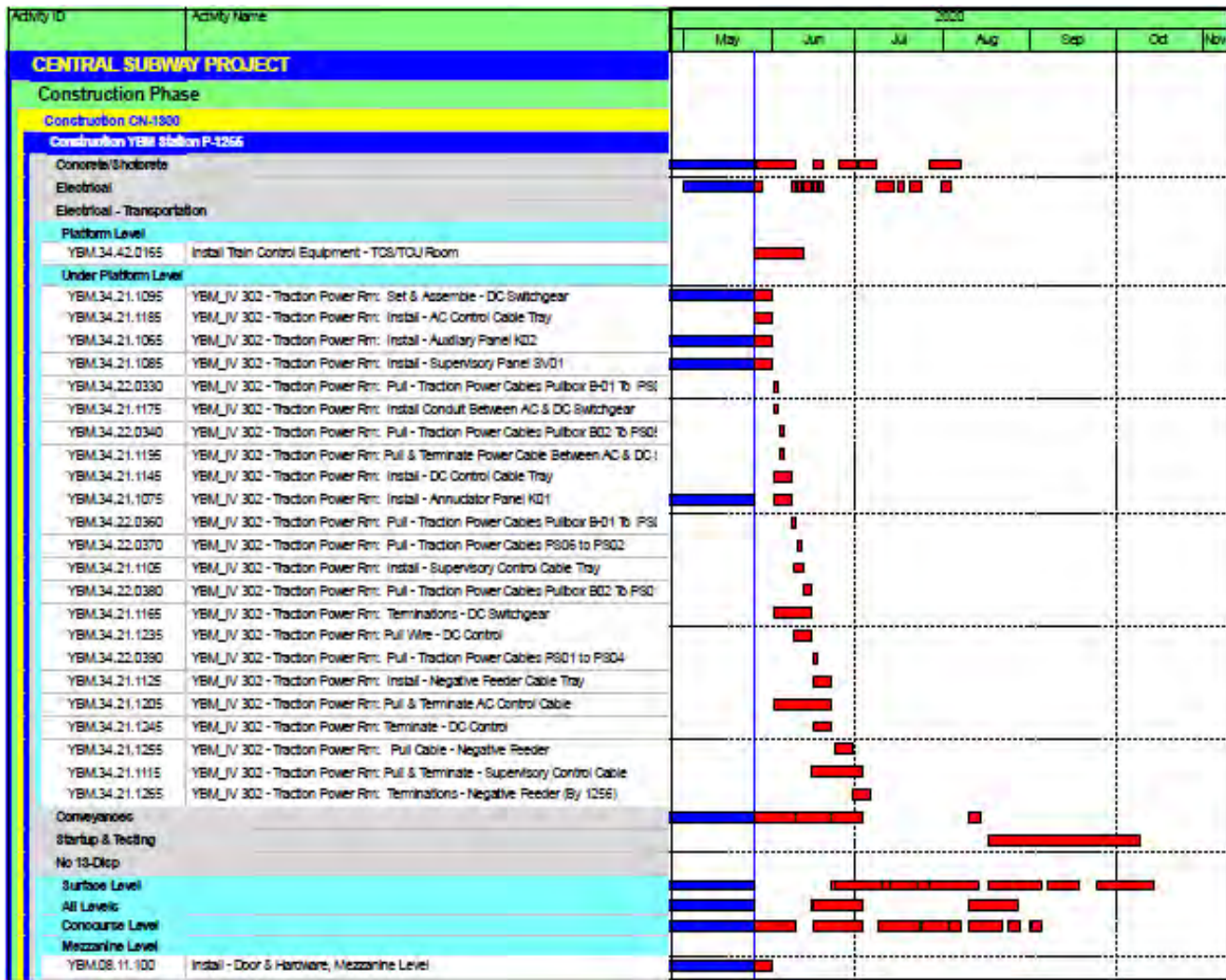
## Contract Details

Contract Awarded:	May 21, 2013
Notice to Proceed:	June 17, 2013
Substantial Completion:	December 28, 2020
Contract Award Value:	\$158,089,000
Modifications to Date (\$):	\$4,889,959
Modifications to Date (Days):	1,052
Current Contract Value:	\$162,978,959

## Budget/Expenditures ▲

Current Budget	\$163,089,000
Other Project Offset Credits	\$415,331
Expenditures to Date	\$157,480,045

## YBM Three Month Schedule





# Systems, Trackwork, & Surface Station

## Contract 1300 - Work Package 1256

### Description of Work

This Work Package is to construct one Surface Station. Includes light rail track and systems, track invert, track safety walkways; light rail track and systems constructed on the 2,000 foot surface for the alignment from the tunnel portal, south to the tie-in to the existing Muni T-Line at Fourth and King Streets; and the surface Fourth and Brannan Street (FBS) Station.

### Current Status

- Continue 4<sup>th</sup>/Brannan platform construction
- Continue traction power conduit and other electrical conduit installation inside tunnel for CCTV, telephone, tunnel lighting, and tunnel electrical power
- Started Traction power cable installation and terminations
- Continue tunnel lighting installation
- Continue OCS hanger installation inside tunnel
- Continue mini power center installation
- Continue walkway construction at cross-over cavern
- Continue installation of end of platform emergency stairs at station interfaces

### Work Expected Next Month

- Continue 4<sup>th</sup>/Brannan platform construction
- Continue traction power conduit and other electrical conduit installation inside tunnel for CCTV, telephone, tunnel lighting, and tunnel electrical
- Continue Traction Power Cable installation and terminations
- Continue tunnel lighting installation
- Continue OCS hanger installation inside tunnel
- Continue mini power center installation
- Complete walkway construction at cross-over cavern
- Complete installation of end of platform emergency stairs at station interfaces



- Start installation of ATCS system
- Start installation of blast doors at tunnel Cross-passages

### Three Month Look Ahead

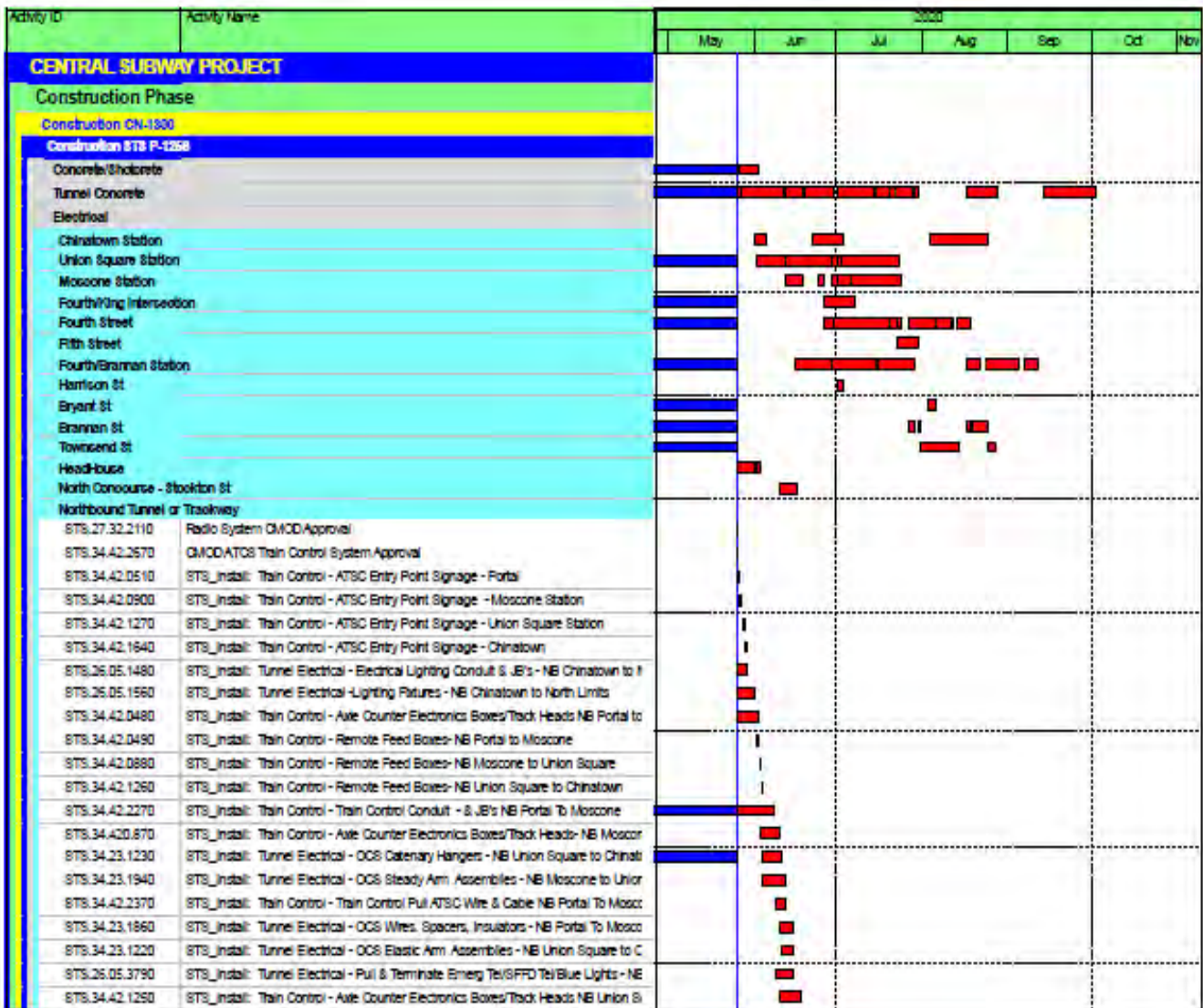
- Complete OCS/street light pole installation
- Continue OCS support/wire installation in tunnel and on 4<sup>th</sup> Street
- Continue 4<sup>th</sup>/Brannan platform construction
- Continue electrical conduit installation inside tunnel for CCTV, telephone, tunnel lighting and tunnel electrical
- Continue tunnel lighting installation
- Continue mini power center installation
- Continue pulling traction power feeder cables on surface
- Continue train case fabrication and testing for 4<sup>th</sup>/King and Bluxome Crossover
- Complete tie in for track work and surface signaling to existing system at 4<sup>th</sup>/King
- Start FDC work near 4<sup>th</sup> Street portal

# Systems, Trackwork, & Surface Station Construction - Continued

Contract Details	
Contract Awarded:	May 21, 2013
Notice to Proceed:	June 17, 2013
Substantial Completion:	December 28, 2020
Contract Award Value:	\$139,989,000
Modifications to Date (\$):	\$1,382,594
Modifications to Date (Days):	1,052
Current Contract Value:	\$141,371,594

Budget/Expenditures	
Current Budget	\$126,952,290
Other Project Offset Credits	\$2,632,766
Expenditures to Date	\$131,083,756

## Systems, Track and Surface Station Three Month Schedule



# Program Components

## Community Outreach

### **Outreach public information, events and presentations for May 2020 include:**

- Ongoing outreach to merchants and residents by email and social media
- Produced quarterly construction update video and other multimedia content
- Responded to constituent complaints and questions
- Preparation and dissemination of construction notices

### **Outreach in Support of Mitigation and Monitoring**

- Team members participated in weekly teleconference meeting to address neighborhood concerns
- Weekly photo documentation of project work and editing
- Weekly construction update emails sent to list of approximately 700 residents and stakeholders

### **No media coverage in May**



## Quality Assurance

Quality Assurance monthly activity of oversight, surveillance, audits, proactive feedback and QA records actively involves the Project construction management staff, the resident engineers, the prime construction contractor and their subcontractors.

### **Stations and Systems Contract CN1300 Quality Assurance Monitoring Activities**

Project Quality Assurance performs the following activities to ensure that the quality program complies with project quality requirements:

- QA observation of all work in progress for all work packages
- QA observations of QC inspection, testing and documentation by Smith Emery for all work packages
- QA observation of station construction at CTS, UMS, and YBM
- QA observation of STS invert and plinth concrete placement and track installation
- QA observation of STS rail preparation and installation
- QA review of TPC's Quality Control (QC) Daily Inspection Reports posted to project records CM13 which includes TPC's Specialty Subcontractor's QC checklists, associated documentation and Smith Emery inspection and testing reports provided by TPC's subcontractor that provides laboratory and inspection services – including special inspections required for the City of San Francisco's Department of Building Inspection (DBI) for all permitted work
- QA participation in definable feature of work preparatory and initial phase meetings as scheduled by the contractor's QC manager
- QA participation in Weekly Work Package Progress Meetings for STS, YBM, UMS and CTS
- QA participation in Monthly Project Risk Mitigation, Safety and Security, and weekly Construction Management Board (CMB) meetings as scheduling constraints allow

### **Document comment and review:**

- QA staff reviews quality related submittals, other submittals and Requests for Information (RFIs) as needed and requested to support the RE's and CM administration of the Quality Assurance Program
- QA staff performs random checks of the Contractor's independent field inspection and testing laboratory reports and results as provided by the Contractor's testing laboratory
- Contractor Non Conformance Reports (CNCR) Status as indicated in the TPC QC CNCR Log:
  - ◇ Initial: 10 CNCRs are currently posted to the CNCR Log as INITIAL entries. (The Contractor is required to generate a CNCR within 24 hours of becoming aware of what appears to be nonconforming work).
  - ◇ Dispositioned (not acceptable): 26 CNCRs are currently posted to the CNCR Log as DISPOSITIONED (NOT ACCEPTABLE) and have been returned to the Contractor because the RE's review of the Contractor's proposed disposition determined that the proposed disposition is not appropriate and must be revised).
  - ◇ Dispositioned: 9 CNCRs are currently posted to the CNCR Log as DISPOSITIONED and are being reviewed by associated SFMTA RE to verify that the Contractor's proposed dis-

# Quality Assurance - Continued

position is appropriate.

- ◇ Approved: 31 CNCRs are currently posted to the CNCR Log as APPROVED because the suggested REPAIR dispositions have been approved and the CNCRs will remain open until the approved REPAIR procedure is performed
- ◇ Closed: 396 CNCRs are currently posted to the CNCR Log as CLOSED.
- ◇ Voided: 53 CNCRs are currently posted to the CNCR Log as VOIDED (subsequent evaluation of the INITIAL CNCRs determined that a CNCR is not warranted)
- ◇ 534 CNCRs are currently posted to the CNCR Log

## **Notice of Non-compliance (NCN):**

- Project QA has issued 33 NCNs

## **Audits:**

- Previously, Project QA performed an audit of the Contractor's compliance with specified requirements for Project Coordination and Management Staff. The audit resulted in five findings and five Corrective Action Requests. These findings remain open
- During this period, Project QA initiated an audit of the Contractor's compliance with document control and quality records requirements for the period

## **QA Issues:**

- The Contractor does not currently have the required number of QC staff. Four (4) full-time Assistant Contractor Quality Managers are required by Contract. Currently there are three vacancies.
- The Contractor does not have a QC manager on the site at all times during construction as required by Contract.
- The Contractor continues to perform work in some instances prior to receipt of approved required submittals (including product information, coordination and shop drawings) and RFIs with or without knowledge of the Contractors QC or responsible production supervision. This presents potential risk

## **QA Concerns:**

- The contractor continues to furnish and install OCS poles without meeting prerequisite certification requirements. Project QA issued STS NCN 003. The Contractor has not responded to the NCN
- The Contractor continues to VOID CNCRs without demonstrating that the work meets Contract requirements
- The Contractor is not identifying all nonconforming work as required by Contract
- The Contractor continues to perform CNCR repairs prior to receiving approval of the proposed repair procedures
- The untimely identification and mitigation (SFMTA approval) of "last minute items" remains an ongoing challenge to all involved and often generates nonconforming work. Project quality has not suffered to date; however the aforementioned concern remains
- Project schedule compression demands disrupting RE, design staff priorities, and work flows as mentioned above; quality has not suffered but the concern remains
- CNCR 354, which documents that standard strength and not high strength 115 RE rail has been furnished and installed by Tutor Perini Corporation (TPC) the C1300 Contractor. CNCR 354 was

## Quality Assurance - Continued

dispositioned as Use-As-Is and was then rejected by SFMTA and returned to TPC QC to address the requirements of 34 11 14 *Rail*. SFMTA wrote a letter to TPC directing the removal of the non-conforming rail. SFMTA QA was informed by TPC's Project Manager that CNCR 354 would be voided. SFMTA QA's concern is that that CNCR 354 was voided by TPC perceived ambiguities in the contract documents without consideration of other contract document requirements. Non-compliance Notice NCN STS-001 was issued, directing TPC to reinstate CNCR 354. The CNCR has not been reinstated. This issue is being closely monitored by SFMTA

### **Program QA Practices Implemented:**

- Close-out of Corrective Action Requests: Close outs continued as required from Quality Assurance staff's audits, surveillances and PMOC quarterly reviews. The status is tracked in the Corrective Action Log that is available to the project team and the FTA PMOC
- Project QA continues to hold weekly meetings with the Resident Engineers, Assistant Resident Engineers, and QA inspectors of all stations to review project quality assurance procedures and requirements and to discuss contractor quality control requirements



## Risk Management

A Risk Mitigation Management Meeting took place on May 5, 2020. The members of the Risk Assessment Committee will reconvene at a later date to review the top risks item in accordance with the risk summary sheet, which have been given a rating by The Committee of six and above. The committee will discuss impacts of COVID 19 to the risk management of the program.

Currently, thirty-four (34) construction risks, two (2) revenue service risk and one (1) remaining requirement risk, are being tracked on the Project's Risk Register; in addition to, establishing strategies for mitigation and evaluating potential unforeseen issues or conditions.

The Committee will continue to follow risks and risks will be monitored and statuses updated with the use of the risk mitigation status sheets, providing monthly updates by the Risk owner to demonstrate the assigned mitigation strategy is being implemented. The program is working with our funding partners to evaluate the current Revenue Service Date (RSD) related to risk, schedule, and cost. The program will issue a revised extension request for the RSD date in compliance with FFGA to ensure that the program has sufficient schedule and cost contingency.

### Top Risks

Risk #	Risk Description	Risk Rating	Contract Phase
255	Water leaks at YBM station, including water in conduits to both electrical room and TP room	10	YBM
251	Physical activities missing (not defined) in the schedule / identify activities of undefined scope	8	STA
205	Prolong period of CMod's creates additional cost/causes bad blood between Resident Engineer and Contractor	8	STA
257	Systems Test Integration between components does not work; fails	8	RS
253	Do not have adequate (subcontractor) resources defined to perform the work to meet schedule performance	6	STA
238	Quality Program is ineffective in processing the nonconformance items causing schedule impacts	6	STA
229	CN1300 System Acceptance Testing takes a prolonged amount of time	6	STA
230	SFMTA Commissioning Coordination (inaccurate time for coordination or participation from Muni Ops)	6	STA
261	Internal Staffing Resource Issue	6	GEN
254	CPUC Field Certification - Not having enough staff to certify the work may slow down the process	6	STA

# Program Safety & Security

**Coronavirus Pandemic (COVID 19)** - On March 17, 2020, the Mayor and the City's Health Office issued a Public Health Order to "Shelter-In Place" in response to the COVID-19 pandemic. The City's Health Office has issued adjustment to the health order to ensure safety to the public. The Contractors have implemented a revised site safety and security plans to incorporate various requirements of the order.

Construction of the Central Subway project continues to progress with minimum impact and Construction Management team continues to monitor progress and to monitor the Contractor and Subcontractors compliance with the site safety plan. Daily verification of labor has indicated that the current workforce levels are consistent with the levels observed pre-COVID-19. However, the Contractors have notified the City that due to social distancing requirement, Contractors have modified their means and methods for some tasks. The CM team has added additional staff to monitor these requirement. The schedule team will also monitor the production rate and compare it against the initial rates prior to COVID pandemic.

The San Francisco Municipal Transportation Agency is committed to the highest practical level of safety and security standards and practices in the public transit industry. The Safety and Security Management Plan (SSMP) components are reported on below as appropriate including, Safety and Security Committee, the Fire Life Safety and Security Committee the Construction Conformance Verification and Documentation and Contractor Safety and Security.

## **Project Management/Construction Management (PMCM) Team**

Safety bulletin boards have subjects covering the daily job briefings. Weekly safety meetings are held on a weekly basis so all staff has an opportunity to attend. We hold a "bagel break" once a month to help generate interest and attendance at the meetings. These monthly meetings have helped to create a real team environment.

## **Safety Summary for the 1300 Stations Systems Track Construction Package**

In May, there were no injuries or recordables. However, there was a break-in and the incident was reported into the police.

## **Table 1300 Stations Construction Safety Record**

Table 1300 below summarizes the Month to Date and Project to Date for the Stations, Systems and Track Construction contractor and subcontractors.

### **Next Month Look Ahead**

#### **1300 Contract**

1. At CTS, we continue to install overhead conduit, stairs, water piping, CMU wall, and GFRC panels.
2. At UMS, we continue to install stairs, elevators, overhead plumbing, fire protection piping, and overhead fixture and electrical.
3. At the YBM station, we continue to install escalators, elevators, EV controls, and ceiling.
4. At the STS station, we continue traction power conduit and other electrical conduit installation inside the tunnel.

# Program Safety & Security - continued

## Project Safety Record - Contract 1300

Through Month End May 2020

### SAFETY GOALS

OSHA Recordable Accidents, <3.4  
Lost Time Cases, <1.6

JOB TO DATE	Tutor	Subs	Total Project	Rate*
OSHA Recordable Accidents	32	8	40	1.85
Job Transfer or Restricted Duty Cases	0	0	0	0.00
Lost Time Cases	10	1	11	0.51
Total Project Incidents	42	9	51	2.36
Man Hours Worked Through M/E MAY 2020	2,084,835	2,240,491	4,325,327	

YEAR TO DATE (Month ,Day, Year to Month, Day, Year)	Tutor	Subs	Total Project	Rate*
OSHA Recordable Accidents	1	2	3	6.64
Job Transfer or Restricted Duty Cases	0	0	0	0.00
Lost Time Cases	0	0	0	0.00
Total Project Incidents	0	0	0	0.00
Man Hours Worked Through M/E MAY 2020	90,345	0	90,345	

\* Rate is calculated based on number of incidents divided by total number of man hours worked multiplied by 200,000 man hours.  
OSHA Recordable Accidents - 2008 Construction Industry Rate for Highway, Street, and Bridge Construction = 3.9

\*Classifications change at a later date due to additional information becoming available, thereby, changing the numbers on the chart.  
For example, what was once classified as an accident can become a first aid which leads it to no longer being recordable.



## Technical Capacity

The Program continues to identify additional staff for the construction management team. These staff are needed to provide support for the current construction activities and Contract Modification process to ensure that the program catches up to the backlog. These additional staff will supplement the existing staff to properly support ongoing effort to complete the project.



***Steel reinforcing used to hold up the former temporary roof deck for Chinatown Station has been removed piece by piece to allow the next portion of the surface entrance structure to be built.***

# Staffing

The Central Subway Staffing Table shows Planned and Actual full-time equivalent staff (FTEs) working on the Program by organizational function and responsibility.

	Mar-2019		Apr-2019		May-2019	
	Planned	Actual	Planned	Actual	Planned	Actual
<b>Project Management</b>						
Program Management	6.60	4.75	6.60	4.75	6.60	4.75
Quality Assurance	1.80	1.00	1.80	1.00	1.80	1.00
Contract Administration	1.40	9.40	1.40	8.15	1.40	8.15
Community Outreach	5.50	2.00	5.50	2.00	5.50	2.00
Finance	2.00	0.00	2.00	0.00	2.00	0.00
Project Controls	4.80	4.65	4.80	4.65	4.80	4.65
<b>Subtotal</b>	<b>22.10</b>	<b>21.80</b>	<b>22.10</b>	<b>20.55</b>	<b>22.10</b>	<b>20.55</b>
<b>Construction Management</b>						
CM - CN 1252	0.00	0.00	0.00	0.00	0.00	0.00
CM - CN 1300	21.55	26.75	21.55	24.75	21.55	24.75
Design Support - CN 1252	0.00	0.00	0.00	0.00	0.00	0.00
Design Support - CN 1300	9.00	13.00	9.00	13.00	9.00	13.00
<b>Subtotal</b>	<b>30.55</b>	<b>39.75</b>	<b>30.55</b>	<b>37.75</b>	<b>30.55</b>	<b>37.75</b>
<b>Start Up</b>						
Start Up / Safety & Security	5.95	1.20	5.95	1.20	5.95	1.20
<b>Subtotal</b>	<b>5.95</b>	<b>1.20</b>	<b>5.95</b>	<b>1.20</b>	<b>5.95</b>	<b>1.20</b>
<b>Total</b>	<b>58.60</b>	<b>62.75</b>	<b>58.60</b>	<b>59.50</b>	<b>58.60</b>	<b>59.50</b>

\*FTE counts may change at a later date due to additional information becoming available, thereby, changing the numbers on the chart.



## Third-Party Agreements

No activity in this reporting month.

## LRV Procurement

SFMTA has initiated a new light rail vehicle procurement to acquire up to 260 vehicles over the next 15 years. The scope includes the design, manufacture, delivery and testing of up to 260 light rail vehicles together with associated services, spare parts, special tools, training and documentation. This includes an initial delivery of 24 cars, scheduled for delivery from 2017 - 2018 to supplement the fleet when the SFMTA's Third Street Phase 2 - Central Subway Project extension opens.

The delivery of 24 vehicles related to Central Subway has been completed.



***Mounting brackets and white wall panels have been going in surrounding the north stairs and escalators inside Union Square/Market Street Station.***



# central **T** subway

## Current Construction Activity

**Chinatown (CTS)**



**Union Square/Market Street (UMS)**




**Yerba Buena/Moscone (YBM)**




**4th St. Surface Track, Systems (STS)**








*With the temporary roof deck's wood cribbing now removed, the structural beams and reinforcing steel are being carefully disassembled prior to removal.*



*Potholing and trenching for utility work has commenced on Stockton Street near the surface entrance structure for Chinatown Station.*





*Glass side panels for the dual escalators are being installed between the street level entrance and upper mezzanine transition for Chinatown Station.*




*Steel framing for Chinatown Station's concourse-to-platform elevators has been constructed, and workers have begun building out the elevators themselves.*






***Alternating sections of dark floor shapes being poured will lead the way to the north escalators inside the Union Square/Market Street Station north concourse.***




***An immense curved structure above the platform area for Union Square/Market Street Station evokes the underside of a large ship, stretching the entire length of the platform area.***





***A worker grabs tools next to a wall being constructed atop the plaza terrace surrounding the north entrance for Union Square/Market Street Station.***



***The Dewey Monument at Union Square oversees recently-placed terrace blocks adjacent to the north entrance for Union Square/Market Street Station.***





***With steel framing and glass windows now in place, the future station attendant booth is coming together inside the Yerba Buena/Moscone Station concourse lobby.***



***Framing, wall panels, and other materials slated for the station interior are staged in the future entrance plaza for Yerba Buena/Moscone Station.***





***Supplies and equipment have been temporarily cleared from the site atop the southern half of the Yerba Buena/Moscone headhouse roof so crews can grade a layer of gravel.***



***Air conditioners and other systems have now been installed, with these units placed atop the Yerba Buena/Moscone Station headhouse roof.***





***Two workers go over plans to build steel brackets for mounting utilities at the 4th and Brannan surface station platform.***



***Crews continue building a raised walkway across the switchover tracks inside the cross-over cavern just south of Chinatown Station.***





*HVAC systems, large diameter conduits, and massive fans have been installed for inside the lower level of Chinatown Station's headhouse structure.*



*Steel railings have been installed along the raised walkway inside the northbound tunnel, seen here near a cross-passage just north of Union Square/Market Street Station.*



*Appendix A*

**DETAIL COST REPORTS**

\*May 2020 Notice: The City continues to experience problems that were caused by error and inaccuracy from the transition from FAMIS to Financial System Project (FSP). An updated methodology has been implemented within the financial reporting that will provide more accurate figures for transactions occurring in fiscal year 2020.

**1. PROJECT COST**

The Current Cost Estimate (CCE) for the Central Subway Project is \$1.578 billion in year of expenditure dollars (\$YOE). The project continues to evaluate the Estimate at Completion (EAC) and has presented information to the SFMTA Board. The project is working with SFMTA Finance and Grants to identify these additional source of funds to provide for the shortfall. Currently, the project estimates the EAC to be \$1.626B or \$48M above the current budget. This EAC has not been finalized as additional cost will need to be considered including the potential cost of delay due to the current pandemic crisis. When the EAC and the funds are identified, the team will revised the various cost sheet to reflect the new budget and EAC number along with any impacted appendix. The team anticipates that this will take several report cycles to adjust.

Total net incurred costs for the project are \$1,534.71million, a \$8.87 million increase over last month. The cost to date figure reflects expenditures through FAMIS 786 Report (\$1,491.58 million) plus the utilities joint trench Form B Reimbursement payment (\$12.51 million), invoices currently being processed (\$38.84 million) and estimates of outstanding pay requests (credit of \$8.18 million). This incurred amount equals 97.2% of the total project budget of \$1.578 billion. The project continues to review the overall cost. The current Estimate at Completion (EAC) is projected to be \$1.626B which is \$48M over the current budget. The project shows a forecast Revenue Service Date of December 2021.

The current funding level to date is \$1,568.38 million and includes Operating funds FY2019/2020 \$7,570,000 and Proposition B (City of San Francisco Adjusting Transportation Funding for Population Growth) FY2020 \$4,070,000 appropriated in May 2020 . This represents 99.4% of the total project budget and we anticipate the addition of \$9,918,937 to complete the funding of the program.

CONTRACT	PP NO	PP PERIOD		PROG PYMT
		TO	AMOUNT	
CS155.1*	70	6/30/2016	\$	24,327.00
CS155.1*	71	9/30/2016	\$	65,000.00
CS155.1*	72	12/30/2016	\$	50,000.00
CS155.1*	73	3/31/2017	\$	35,282.00
CS155.2	121	3/31/2020	\$	314,590.44
CS155.2*	122	4/30/2020	\$	314,590.44
CS155.2*	123	5/31/2020	\$	314,590.44
CS155.3	119	2/29/2020	\$	179,287.12
CS155.3*	120	3/31/2020	\$	179,287.12
CS155.3*	121	4/30/2020	\$	179,287.12

CONTRACT	PP NO	PP PERIOD		PROG PYMT
		TO	AMOUNT	
CS155.3*	122	5/31/2020	\$	179,287.12
CN1300	75	2/29/2020	\$	19,015,263.00
CN1300	76	3/31/2020	\$	7,696,392.00
CN1300	77	4/30/2020	\$	4,468,758.00
CN1300	78	5/31/2020	\$	6,172,440.00
CS149	134	1/31/2020	\$	990,726.00
CS149*	135	2/29/2020	\$	1,310,686.57
CS149*	136	3/31/2020	\$	1,365,000.00
CS149*	137	4/30/2020	\$	1,365,000.00
CS149*	138	5/31/2020	\$	1,365,000.00
other accruals*		5/31/2020	\$	(14,926,686.03)

\* Estimated Amount \$ 30,658,108.34

**2. CONTINGENCY ALLOCATIONS AND USAGE**

The current Total Project Contingency is negative \$34.85 million. The Contingency Drawdown Curve is shown in Report 7.3. Follows by Report 7.4 Contingency Management Trend Report with the Remaining Contingency after Approved Changes Deducted contingency items in column "i".

In this reporting period, CN1300 Station processed four contract modification in the amount of \$17,612,380. Refer to Report 7.5 for approved contract modifications and potential changes.

Refer to Report 7.5 for approved contract modifications and potential changes.

### 3. **BUDGET TRANSFERS**

CN1300 Station processed two contract modification in the amount of \$20,840,631 in SCC 40 category and two contract modifications in the credit amount of \$3,228,251 in SCC 20 category. There is a net budget transfer of \$0 in this reporting period due to the further drill down of SCC 10-50 categories; allocated contingency is in SCC 20 category. When a contract modification is processed, the funds are drawn from allocated contingency. Refer to Report 7.7 Column C for budget transfers.

### 4. **FORM B**

The Utilities Joint Trench Form B Details is listed in the Table A2 below. Total utilities joint trench Form B Reimbursement payment to three construction contracts is \$12.51 million.

TABLE A2: UTILITIES JOINT TRENCH FORM B DETAILS	[A] Mar 2015 BUDGET	[B] EXPENDED TO DATE	Associated Cost Account
1.3.491.07.040.02 - FORM B - CN1250 UTILITY REIMBURSEMENT	(2,275,419)	2,463,325	1.3.081.07.040.02 - 1UTL:SITWORK: UTILITIES & RELOC
1.3.491.08.040.02 - FORM B - CN1251 UTILITY REIMBURSEMENT	(7,618,412)	3,608,217	1.3.082.08.040.02 - 2UTL:SITWORK:UTILITIES&RELOCATE
1.3.491.02.040.02 - FORM B - CN1252 UTILITY REIMBURSEMENT	(254,050)	3,975,656	1.3.083.02.040.02 - TUNN:Sitework:Utilities & Relocate
1.3.491.04.040.02 - FORM B - CTS: CN1300 UTILITY REIMBURSEMENT	(451,703)	443,046	1.3.085.04.040.02 - CTS.1254: SITE UTILITIES, UTILITY RELOCA
1.3.491.09.040.02 - FORM B - STS: CN1300 UTILITY REIMBURSEMENT	(1,000,000)	1,053,691	
1.3.491.03.040.02 - FORM B - UMS: CN1300 UTILITY REIMBURSEMENT	(528,370)	467,600	1.3.084.03.040.02 - UMS.1253: SITE UTILITIES, UTILITY RELOCA
1.3.491.05.040.02 - FORM B - YBM: CN1300 UTILITY REIMBURSEMENT	(100,000)	495,879	1.3.086.05.040.02 - YBM.1255: SITE UTILITIES, UTILITY RELOCA
<b>TOTAL</b>	<b>(12,227,954)</b>	<b>12,507,414</b>	

### 5. **EARNED VALUE (EV) ANALYSIS**

In May 2020 Report, the Preliminary Earned Value Analysis reports is based on the SFMTA May Schedule Update. The Planned Value, Earned Value, Actual Cost, Percent Complete and resulting indexes as follows:

#### **Preliminary May Earned Value**

Overall Budgeted Cost:	\$1,578,300,000
Planned Value:	\$1,590,311,469
Earned Value:	\$1,467,628,358
Actual Cost:	\$1,547,734,524
Schedule Performance Index (SPI):	0.92
Cost Performance Index (CPI):	0.95
Percent Complete:	92.1%



SFMTA, EV Chart  
 MAY 31, 2020 Update

Activity ID	Activity Name	Start	Finish	Performance % Complete	Budgeted Total Cost	Planned Value Cost (PV)	Earned Value Cost (EV)	Actual Total Cost (AC)	CPI	SPI
<b>CENTRAL SUBWAY PROJECT</b>										
	Preliminary Engineering Phase	03-Jun-03 A	06-Dec-23	92.1%	\$1,578,299,999.95	\$1,580,311,468.00	\$1,467,620,358.39	\$1,547,734,524.13	0.95	0.92
	Final Design	03-Jun-03 A	07-Jan-10 A	100%	\$46,542,061.34	\$46,542,061.02	\$46,542,061.02	\$46,542,060.53	1.00	1.00
	Light Rail Vehicles	08-Jan-10 A	17-Jun-13 A	100%	\$115,075,987.10	\$115,075,987.06	\$115,075,987.06	\$113,952,468.99	1.01	1.00
	Real Estate	15-Apr-13 A	18-Nov-20	8.25%	\$16,800,000.00	\$26,385,653.00	\$2,177,131.58	\$11,925,248.72	0.18	0.08
	Construction Phase	01-Aug-08 A	15-May-15 A	100%	\$32,140,417.71	\$37,405,895.00	\$37,405,895.00	\$30,543,064.53	1.22	1.00
	Construction Support and Costs	03-Jan-10 A	04-Dec-22	98.22%	\$1,360,658,864.80	\$1,355,382,416.43	\$1,266,427,283.73	\$1,344,767,662.36	0.94	0.93
	Construction Utility Contract #1 - MDS & Portal CN-1250	03-Jan-10 A	04-Dec-22	98.28%	\$210,224,127.80	\$199,862,849.06	\$186,420,237.32	\$213,126,420.54	0.92	0.98
	Construction Utility Contract #2 - UMS CN-1251	04-Jan-10 A	23-May-11 A	100%	\$11,968,150.00	\$11,968,150.00	\$11,968,150.00	\$11,968,150.00	1.00	1.00
	Construction Tunnels CN-1262	12-Jan-11 A	15-Oct-12 A	100%	\$20,794,582.00	\$20,794,582.00	\$20,794,582.00	\$20,669,081.47	1.01	1.00
	Construction STS P-XXXX-ATDS	08-Jun-11 A	26-May-20	93.05%	\$233,511,253.03	\$251,069,047.23	\$233,608,974.28	\$233,511,253.34	1.00	0.93
	Construction STS P-XXXX-Railo	20-May-14 A	17-Mar-21	53.87%	\$16,036,709.00	\$15,601,190.55	\$8,715,504.32	\$8,828,581.00	1.10	0.62
	Construction CN-1300	27-Aug-19 A	01-Feb-21	0.69%	\$4,808,652.50	\$4,261,808.96	\$38,735.60	\$32,068.00	1.21	0.01
	Unallocated Contingency	03-Jun-13 A	28-Mar-21	93.18%	\$881,639,691.00	\$851,624,788.64	\$793,861,100.21	\$856,632,098.01	0.93	0.93
	Project Management:	26-May-20	27-Dec-21	0%	\$6,882,668.00	\$9,519,456.49	\$0.00	\$0.00	0.00	0.00
		26-Dec-21	06-Dec-23	0%	\$0.00	\$0.00	\$0.00	\$0.00	0.00	0.00

## Earned Value Analysis and Definitions

**SPI** is a measure of schedule efficiency on a project. It is the ratio of earned value (EV) to planned value (PV). A SPI equal to or greater than one indicates more work was completed than planned and a value of less than one indicates less work was completed than planned. A value of less than 0.9 is unfavorable.

**CPI** is a measure of cost efficiency on a project. It is the ratio of earned value (EV) to actual cost value (AC). A CPI equal to or greater than one indicates a cost under run and a value of less than one indicates a cost overrun. A value of less than 0.9 is unfavorable.

The following earning rules are established for each of the phase:

Cost Element Group	Planned Value (Primavera)	Earned Value (Primavera)	Actual Cost (SFMTA Cost Accounting (SAP))
<b>Prelim. Engineering</b>	Expenditure Plan Level of Effort (LOE)	Equals to Planned Value (LOE)	Time Keeping; Vendor Accruals and Invoices
<b>Final Design</b>	Expenditure Plan Level of Effort (LOE)	Equals to Planned Value (LOE)	Time Keeping; Vendor Accruals and Invoices
<b>Procurement</b>	Planned Delivery Date	Actual Delivery Date	Time Keeping; Vendor Accruals and Invoices
<b>Real Estate</b>	Expenditure Plan Level of Effort (LOE)	Equals to Planned Value (LOE)	Time Keeping; Vendor/ Material Accruals and Invoices
<b>Construction</b>	Schedule of Work	% Complete* x Budget at Completion (BAC)	Vendor Accruals and Invoices
<b>Sub-Total</b>	Performance Measurement Baseline (PMB)	Total Earned Value	Total Actual Cost
<b>Below the Line</b>	+ Contingency		
<b>Total</b>	Approved Budget		



## 6. FUNDING SUMMARY

The Funding Available Table below shows the total awarded funds to date vs. the total committed funds from the Project's funding sources.

Funding Available Table		
	Funding	
	Committed Funding Sources	Total Awarded Funds to Date
<b>Federal</b>		
Sect. 5309-NS	\$942,200	\$942,200
Sect. 5307-OBAG	\$15,980	\$15,980
CMAQ	\$41,025	\$41,025
<b>Federal Subtotal</b>	<b>\$999,205</b>	<b>\$999,205</b>
<b>State</b>		
TCRP	\$14,000	\$14,000
State RIP	\$12,498	\$12,498
Prop. 1B (I-Bond)	\$308,601	\$307,792
PTIMSE		
Prop. 1A (HSR-Bond)	\$61,308	\$61,308
<b>State Subtotal</b>	<b>\$396,407</b>	<b>\$395,598</b>
<b>Local</b>		
LCTOP	\$4,000	\$4,000
Operating	\$4,970	\$7,570
MTA	\$0	\$0
Prop. B Pop Baseline	\$26,985	\$20,125
Prop. K	\$143,542	\$138,692
TSF Transit	\$3,191	\$3,191
<b>Local Subtotal</b>	<b>\$182,688</b>	<b>\$173,578</b>
<b>CPT 544 Total</b>	<b>\$1,578,300</b>	<b>\$1,568,381</b>

## 7. LIST OF COST REPORTS

- 7.1 Program Project Budget
- 7.2 Earned Value Cash Flow
- 7.3 Contingency Drawdown Curve
- 7.4 Summary Contingency Management Trend Report
- 7.5 Detail Contingency Usage Report
- 7.6 Budget Revisions: Report sorted by Construction Packages & Soft Costs
- 7.7 Project Budget & Expenditure Report: Sorted by SCC Summary
- 7.8 Budget & Expenditure Report: Sorted by SCC Details
- 7.9 Detail Monthly Expenditure Report: grouped by Project Phase
- 7.10 Cost Report Notes

**A. Central Subway Project**

Project	Name	Amount	PM	Funding Source	Reporting	Cost Report Notes
1	CPT544 Central Subway Project	\$1,578,300,000	J. Funghi	62% Fed, 30% State, 8% Local	yes	1
<b>Total:</b>		<b>\$1,578,300,000</b>				

**B. Related SFMTA Capital Improvement Projects**

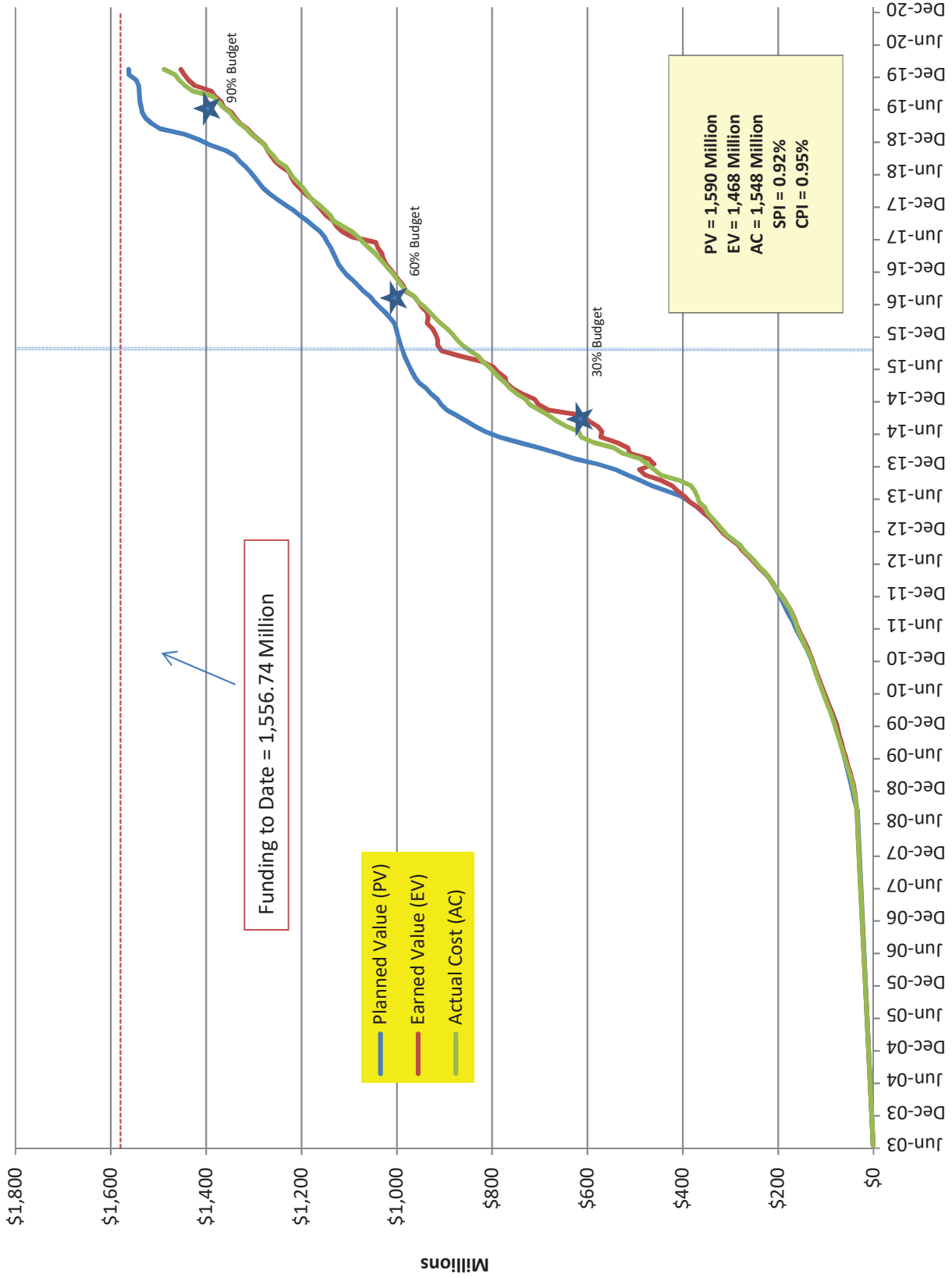
Project	Name	Amount	PM	Funding Source	Reporting
2	CPT690 TBM Retrieval Shaft Relocation	\$9,700,000	Funghi/Magary	MTA Operating Funds	no
3	CPT718 Chinatown Metro Plaza	\$6,980,000	J. Funghi	Transbay Redevelopment	no
4	CPT665 Central Subway Project - Goodwill	\$2,367,750	K. Magary	I-Bond Interest	no
5	CPT705 MOH - Broadway/Sansome	\$8,000,000	K. Magary	MTA Operating Funds	no
<b>Total:</b>		<b>\$27,047,750</b>			

**C. Central Subway Project - Project Offset Credits**

	From	Amount	Index	Notes	Reporting
1	2009-2016 Utility Co. - Form B Reimbursement	\$12,227,954	--	Construction contracts	yes
2	2017-2019 PG&E - Power Feed Reimbursement	\$7,624,540	--	Not yet bill PG&E	yes
3	6/26/2013 BART Elevator	\$90,000	68CPT544135B	Not yet rec'd BART Funds	yes
4	11/6/2013 Tutor Perini - CAD Files	\$2,500	68CPT5441236	Deposit to Design Index	yes
5	1/27/2014 SFPUC - Sewer Main	\$2,925,296	68W251	Certified in Contract 1300	yes
6	8/27/2014 SFMTA Traffic Effectiveness Project funded	\$694,651	68W324/686D42	Contract 1252 CMod #40	yes
7	9/27/2014 SFPUC - 24" Water Main	\$328,860	68CPT544135A	Contract 1252 CMod #41	yes
8	2/15/2015 Chinatown Plaza Construction Estimate	\$75,000	68CPT7181341	Contract 1300 CMod #6	yes
9	3/27/2015 SFPUC - 24" Water Main Additional Work	\$112,102	68W409	Contract 1252 CMod #48	yes
10	3/15/2016 Streetlighting	\$155,468	68T7373342D2/D3	Contract 1252 CMod #51	yes
11	6/27/2016 DPW - MOU for Water Line above YBM Station	\$438,218	68W592	Contract 1300 CMod #20	yes
12	12/9/2016 SFPUC - 8' water line at the intersection of Fourth and Jessie Street	\$21,020	68W456	Contract 1252 CMod #49 partial (\$2,102) and #60	yes
13	1/15/2020 CS-Chinatown Metro Plaza - CN1300	\$5,411,465	68CPT7181341	Contract 1300 CMod #123 partial	yes
<b>Total:</b>		<b>\$30,107,074</b>			

# Earned Value Cash Flow Curve

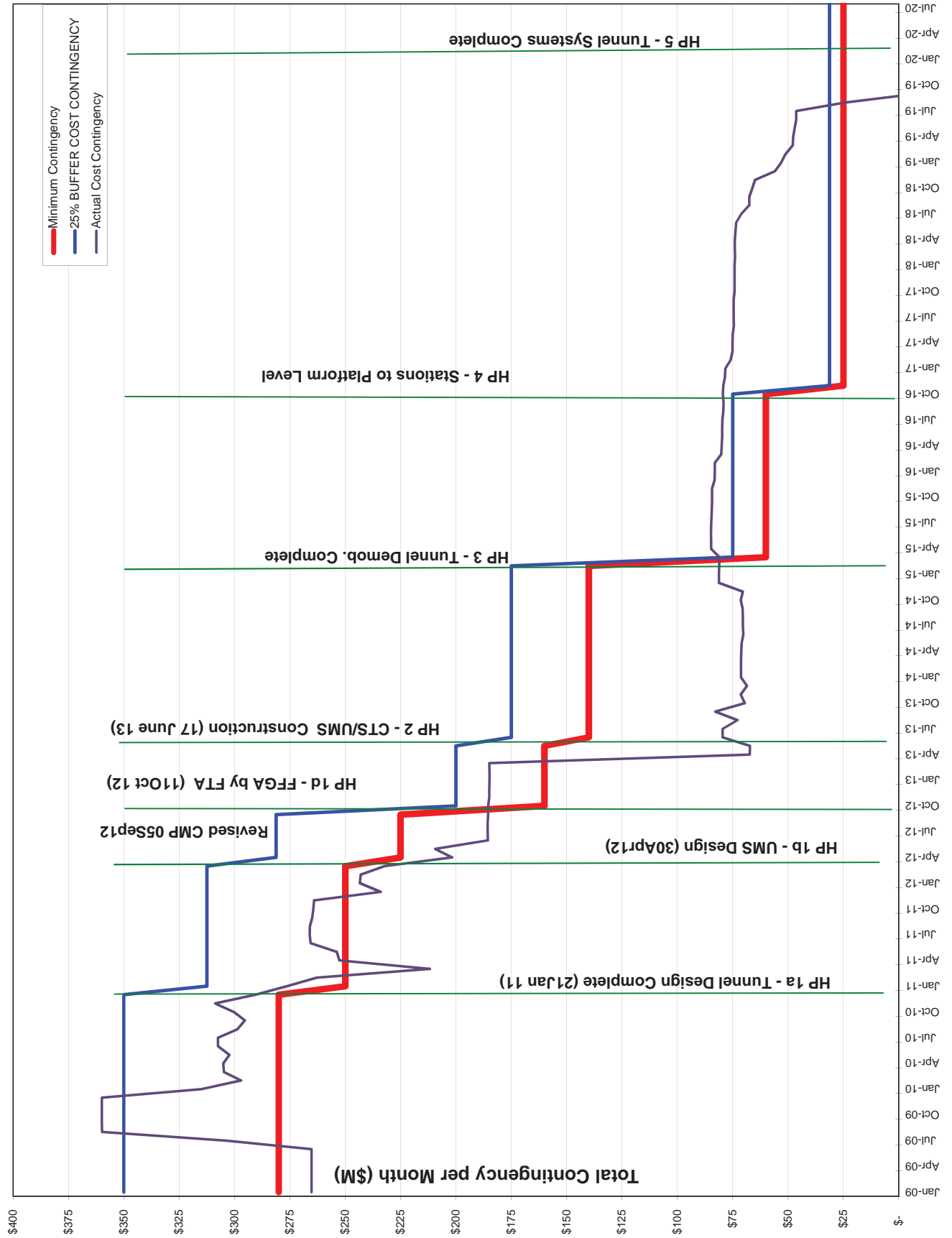
Report Period: May 2020  
7.2 EARNED VALUE CASH FLOW





# Cost Contingency Drawdown

Report Period: May 2020  
7.3 CONTINGENCY DRAWDOWN CURVE





Contract Modification/Trend Log - Contract 1300 Stations

Awarded NTE Amount 839,676,400  
Substantial Completion 6/29/2020

\$905,893,106  
6/29/2020

	UMS	CTS	YBM	STS	COST REPORT NOTES
<b>Potential Changes</b>	3,488,579	576,514	951,367	7,884,469	31
<b>Change Order - Pending</b>					
Job Readiness - CTS					
Job Readiness - STS					
Job Readiness - UMS		(195,000)		(70,000)	
Job Readiness - YBM			(70,000)		
PCC 300 - Radio Direct costs	29,000			2,140,404	
STS PCC 552 ATCS Clarification	393,571			4,000,000	
STS PCC 569 EVACs System - Fire Ala	6,250			605,629	
UMS COR 1938 Plaza Vent Wall Slab C	83,254				
UMS PCC 263 LED artwork	22,291				
UMS PCC 624 Rnfrcd Cncrt Pad FH Cbn			7,982		
UMS PCC 650 Install SFMTA DT Cndts			4,657		
UMS PCC 655 Door Framing Revisions					
YBM COR 1952 Missing Framing Detail					
YBM PCC 711 Coil Insert Lifting Soc					
<b>Change Order Request (COR)</b>					
CTS COR 1655 Track Slab Pour Delay		0			
CTS COR 1674 Stem Walls Pour Delay		0			
CTS COR 1710 3 Added Labeling for D		0			
CTS COR 1742 DSC/Notice of Delay Ex		0			
CTS COR 1743 Stair 1 & Escalators 1		271,242			
CTS COR 1760 Flat Jack System		0			
CTS COR 1781 Flooring Sealer		0			
CTS COR 1966 Add'l Revision to Elev		1,978			
CTS COR 2014 Routing of Fire Protec		0			
CTS COR 2023 Concrete Header at Gri		0			
CTS COR 2031 FP Mount Det Below Esc		23,535			
CTS COR 2047 Air Transfer Balance		0			
CTS COR 2058 Cntrct Dsgn Cmpln T24		0			
CTS COR 2060 Cone Wall Tie-in at La		0			
CTS COR 2066 EV Damper Cnflct w Sta		0			
CTS COR 2071 PCC 050 Stair Tread Re		0			
CTS COR 2125 Drainage Piping & Trenc		76,766			
CTS COR 2131 Surface Level Curbs at		0			
CTS COR 2141 Light Fixture Mounting		0			
	1 of 8				



Contract Modification/Trend Log - Contract 1300 Stations

**Awarded NTE Amount**  
**Substantial Completion**

839,676,400  
6/29/2020

\$905,893,106  
6/29/2020

	UMS	CTS	YBM	STS	COST REPORT NOTES
CTS COR 2149 Reloc Preaction Sprinkl		0			
CTS COR 2153 Door Opening Clarifica		0			
CTS COR 2159 Curbs at Surface & Pla		0			
CTS COR 2165 Rebar at Stair 7 Slab		3,710			
CTS COR 2166 Layer of Rebar to CC A		7,562			
CTS COR 2169 PCC 50 Surface Level G		0			
CTS COR 2171 GFRC Z-Channel Changes		0			
CTS COR 2176 Additional Glass Sampl		412			
CTS COR 2177 GFRC-1 Support Frame C		0			
CTS COR 2183 SFMTA Protracted Revie		0			
GEN COR 1686 T&M Delay Impacts		0			
STS COR 1996 Revised Locatations of	2,483,670			0	
STS COR 1998 Changes to PAV Headend				107,338	
STS COR 2001 Suspend Work Grout				0	
STS COR 2037 Added Cross Slope for				0	
STS COR 2056 Power Feed for Cross				0	
STS COR 2068 STS Signage Product Da				0	
STS COR 2075 4th & Brannan Station				0	
STS COR 2076 Platform Slab Rebar in				44,913	
STS COR 2086 Retention Reduction/Re				0	
STS COR 2092 Confirm Size and Quant				0	
STS COR 2140 Communication & Electr				0	
STS COR 2145 Notice of Delay				0	
STS COR 2152 Cancellation of 4th &				8,753	
STS COR 2160 Traction Power Ductban				0	
STS COR 2168 ATCS Loop Wire Install				0	
STS COR 2188 Emergency Vetilation s				0	
STS COR 2189 Mortar Bed for Accent				0	
UMS COR 1977 Traffic Signal Switcho	0				
UMS COR 2015 Field Modifications at	19,875				
UMS COR 2101 BART Fair Gates NDSC	0				
UMS COR 2161 Confirm Fan Coil Unit	0				
UMS COR 2162 Mounting Detail for	0				
UMS COR 2174 Additional Glass Samp	25,668				
USG COR 275 Conn. Plaza Grid B	0				
YBM COR 2061 PG&E Primary Power Ene	0			0	

Contract Modification/Trend Log - Contract 1300 Stations

Awarded NTE Amount  
Substantial Completion

839,676,400  
6/29/2020

\$905,893,106  
6/29/2020

	UMS	CTS	YBM	STS	COST REPORT NOTES
YBM COR 2065 Added Cladding to Esca			0		
YBM COR 2107 Allowance for TC Reimb			0		
YBM COR 2142 SFMTA Protracted Revie			0		
YBM COR 2156 Metal Wall Panel MP-01			58,434		
YBM COR 2175 Steel Gates Dimensions			0		
<b>Negotiation</b>					
CTS COR 1757 Stair 2 Support for Pr		0			
CTS COR 1798 S. Egress Waterproofin		0			
CTS COR 1810 Aluminum Roll Up Door		0			
CTS COR 1827 PA Mounting Detail		0			
CTS COR 1886 Specs for Alum. Comp.		0			
CTS COR 1889 Redesign of AWSS at Wa		76,466			
CTS COR 1898 Concrete Wall Rebar to		0			
CTS COR 1899 Fire Protection Sprink		0			
CTS COR 1900 Platform OH Ductwork C		0			
CTS COR 1904		0			
CTS COR 1909 Embed Plates Added at		0			
CTS COR 1924 Main Power Grating		0			
CTS COR 2120 Surface Level Curbs at		53,779			
CTS COR 681 Crss Cut Cvrn SEM Excvn		30,001			
CTS PCC 207 SEM Sequencing Changes		0			
CTS PCC 548 Spot Acceleration		145,029			
STS COR 1075 U Wall Section Slab				2,001	
STS COR 1116 Live Ductbank in Cnflt				7,500	
STS COR 1201 Unkwn Stl Conduits				12,500	
STS COR 1251 Shal UtI Trak Slab				65,000	
STS COR 1268 FH Install NE 4th Brya				3,501	
STS COR 1320 Accel Sewer Work				15,000	
STS COR 1351 Tele Volt Power				0	
STS COR 1364 Culvert Confl Trk Drn				1,001	
STS COR 1510 Sta Canopy Column Slee				2,501	
STS COR 1593 ATT MH 4th Brannan				4,001	
STS COR 1622 Exist Pull Box Ramp				501	
STS COR 1739 Delete (4) gas line ca				(1)	
STS COR 1782 ALL Access Cntrl & Int				25,000	
STS COR 1804 Structural Support Det				2,500	

Contract Modification/Trend Log - Contract 1300 Stations

Awarded NTE Amount  
Substantial Completion

839,676,400  
6/29/2020

\$905,893,106  
6/29/2020

	UMS	CTS	YBM	STS	COST REPORT NOTES
STS COR 1874 PAV Headend Train Mvmt				0	
STS COR 1876 OCC Facility Sys Cutov				0	
STS COR 1908 Cnfrm Crss Psg Sump Pu				0	
STS COR 211 SW conf AWSS 4th/Freelo				2,281	
STS COR 406 Addtl TC at 4th/King				200,760	
STS COR 518 Wayside Signals				(1)	
STS COR 545 Traffic Control Costs				0	
STS COR 682 Shtdown #1 Rail Mods				4,716	
STS COR 787 AT&T Dct Bnk InCw N 36"				17,500	
STS COR 852 Caltrans Encrocmnt Prmt				(1)	
STS COR 890 Ex Pll Box Incon Crb Rm				1,501	
STS COR 909 PGE Gas Interruption				29,350	
STS COR 927 E Gas Conf w N CB				1,500	
STS COR 930 SW Cracks Conf w Grout				2,500	
UMS COR 1672 Missing Branch Selecto	5,001				
UMS COR 1677 Damper Opening Curb	2,501				
UMS COR 1753 Stair Framing Conflict	5,001				
UMS COR 1893 All Sta Martinez Steel	575,000				
UMS COR 1922 SCADA Analog Connecti	20,000				
YBM COR 1454 Changes to Heat Recove			6,001		
YBM COR 1618 Instrum & Cntrl for HV			0		
YBM COR 1906 Best Construction Delay			891,792		
YBM COR 390 Chip Mezzanine Headwall			30,003		
<b>Proposed Contract Change (PCC)</b>					
CTS PCC 456 Throat Size and Anchor		0			
CTS PCC 471 Additional 120 VAC Powe		2,210			
CTS PCC 706 Relocate CMU Wall		0			
CTS PCC 728 Restroom Wall at Surf		214			
CTS PCC628 Police Officer at Powell		75,000			
CTS PCC746 GFRC Framing Support		3,613			
STS PCC 481 NL Drainage and Bulkhea				15,000	
STS PCC 618 Mod Swoosh Arm P1 P2				4,705	
STS PCC 643 Bryant Portal ATCS Mod				50,000	
STS PCC 683 Bluxome VPI and Traffic				79,165	
STS PCC 694 Modify 4th King Route				66,500	
STS PCC 695 Train Track Comp Cost				122,500	



Contract Modification/Trend Log - Contract 1300 Stations

Awarded NTE Amount  
Substantial Completion

839,676,400  
6/29/2020

\$905,893,106  
6/29/2020

	UMS	CTS	YBM	STS	COST REPORT NOTES
STS PCC 725 ATS for CP5 Sump Pump				16,087	
UMS PCC 620 Stl Tube Spprt Wall Sys	2,500				
UMS PCC 656 Wtr Infiltration Cleanin	10,000				
YBM PCC 722 EV Fan Instrument Panel			22,500		
<b>Approved</b>	<b>7,744,337</b>	<b>52,199,817</b>	<b>4,889,959</b>	<b>1,382,594</b>	
<b>Contract Modification</b>					
CMod # 14 YBM COR 036, 078			58,526		
CMod #017 CTS CORs 001 053 & 069		54,322			
CMod #018 CTS PCC 012		60,248			
CMod #021 STS CORs 48/52/114/233/252				18,221	
CMod #025 - Various CORs			59,113		
CMod #026 YBM COR 072			84,509		
CMod #027 UMS PCC 092					
CMod #028 CTS PCC 017.1	0				
CMod #029 STS PCC 009.1		97,743			
CMod #033 CTS Various CORs				(143,668)	
CMod #034 CTS Various CORs		56,422			
CMod #035 STS PCC 077		19,334			
CMod #037 CTS Various CORs		8,886		11,147	
CMod #038 STS Various CORs				52,553	
CMod #039 UMS Various CORs					
CMod #040 YBM Analytical Soil Test	23,271				
CMod #049 STS DSC CORs			3,655		
CMod #050 STS DSC CORs				136,728	
CMod #081 Various DSC CORs & PCCs			57,886		
CMod #083 YBM Various Changes			27,270		
CMod #084 YBM Various Changes			12,156		
CMod #085 YBM COR 086 Existing AT&T			156,831		
CMod #086 YBM COR 1106			1,897		
CMod #1 BART Elevator Option 1 @ Pow	90,000				
CMod #10 YBM PCC 042			64,287		
CMod #100 UMS PCC 102 Fire & Life					
CMod #101 YBM COR 75 Slurry Wall	48,149				
CMod #102 STS PCC 410 ATCS Ext Cable			22,423		
CMod #103 UMS PCC 345 Lead Paint	221,766				
CMod #104 CTS Soil CMod Suppl CMOD19		1,621,173			
	5 of 8				

Contract Modification/Trend Log - Contract 1300 Stations

**Awarded NTE Amount**  
**Substantial Completion**

**839,676,400**  
**6/29/2020**

**\$905,893,106**  
**6/29/2020**

	UMS	CTS	YBM	STS	COST REPORT NOTES
CMod #105 UMS Schedule Recovery	732,979	970,131	1,500,787	50,400	
CMod #106 CTS COR 1080 Acceleration					
CMod #107 YBM PCC 446 COR 1425					
CMod #108 STS Various Changes					
CMod #109 YBM 109 Various CORs	12,997		33,471		
CMod #11 UMS PCC 002	337,401				
CMod #112 UMS Various Changes					
CMod #113 STS Various Changes					
CMod #114 YBM Various CORs			99,028	103,369	
CMod #115 CTS Various Force Accounts		25,026			
CMod #116 UMS COR 034/CCC 004 Type B	627,081		111,027		
CMod #117 YBM Various PCCs			421,616		
CMOD #118 YBM Various PCCs & CORs					
CMod #123 CTS PCC 050 Chinatown Plaz		9,360,183		(4,876,785)	
CMod #124 STS Delete ARS				18,995,027	
CMod #125 Omnibus			1,648,534		
CMod #126 YBM Door Hardware PCC 318				1,845,604	
CMod #127 STS Office Lease		57,707			
CMod #13 CTS COR 006	8,261		3,178		
CMod #15 YBM COR 196					
CMod #16 UMS COR 184					
CMod #19 CTS COR 007, 026		2,274,225			
CMod #20 YBM PCC 047 and 45	16,198		364,562		
CMod #22 UMS PCC 045, 046	63,838				
CMod #23 UMS PCC 058					
CMod #3 CTS Work Safely Ard Power Po		25,956			
CMod #30 YBM Various CORs	53,701		334,165		
CMod #31 UMS COR 595					
CMod #32 YBM Various PCCs			92,934		
CMod #4 CTS-Force Account Change Or		130,000			
CMod #41 YBM Class 2 Conta. Material			40,250		
CMod #42 UMS Adtl. Service Conduits	36,873				
CMod #43 UMS D85 Structural Pile	65,188				
CMod #44 UMS Grade 50 Steel	572,884				
CMod #46 YBM/CTS/UMS S.walk Hatches			35,489		
CMod #47 UMS Roof Deck Schedule	76,124				

Contract Modification/Trend Log - Contract 1300 Stations

Awarded NTE Amount  
Substantial Completion

839,676,400  
6/29/2020

\$905,893,106  
6/29/2020

	UMS	CTS	YBM	STS	COST REPORT NOTES
CMod #48 UMS Undgrnd. Storage Tanks	97,817				
CMod #5 YBM Deletion of Comp Groutin			(1,833,869)		
CMod #51 YBM Various CORs and PCCs			24,875		
CMod #52 YBM Undgrnd. Storage Tanks			167,393		
CMod #54 UMS USG Underpinning	732,157				
CMod #55 YBM Archeological Discovery			102,734		
CMod #56 YBM Contaminated Material			106,923		
CMod #57 STS Crossover Materials				21,245	
CMod #58 STS DSC CORs		66,592		90,081	
CMod #59 CTS DSC CORs		75,000			
CMod #6 CTS Plaza Constr Supt Servi					
CMod #60 UMS USG Two Fuel Tanks	61,312				
CMod #61 YBM Various CORs			207,181		
CMod #62 UMS Wales and Waterproofing	277,714				
CMod #63 CTS DSC CORs		38,025			
CMod #64 STS DSC CORs and SFWD				52,570	
CMod #65 UMS Various CORs and PCCs	10,320				
CMod #66 STS Sewer Notching	23,290			66,949	
CMod #67 UMS Solar/Low-e Coating	49,682			59,555	
CMod #68 STS Various CORs					
CMod #69 UMS Various CORs					
CMod #70 YBM Various CORs			178,079		
CMod #71 UMS Haz and Asbestos Abate	81,907				
CMod #72 YBM COR 249. 566			74,694		
CMod #74 UMS PCC 39 12" Wtrln Reloc	336,236				
CMod #75 UMS COR 060 New 8" Wtr Line	58,672				
CMod #76 YBM COR 806 Gardril credits			(9,611)		
CMod #77 STS Various Changes				56,629	
CMod #78 STS Various DSC CORs				191,175	
CMod #79 STS PCC 014 Traffic Signal				242,427	
CMod #80 STS Add'l Work to DSCs CORs				111,701	
CMod #87 CTS Var Slurry Wall Changes		3,596,000			
CMod #88 STS Various COR Misc Work				38,346	
CMod #89 YBM CORs 390,485 & 848			85,095		
CMod #9 YBM COR 10,15,16,18,20,25			126,663		
CMod #90 CTS DRB Reimbursement		1,296,364			
	7 of 8				



Contract Modification/Trend Log - Contract 1300 Stations

	839,676,400 6/29/2020	UMS	CTS	YBM	STS	\$905,893,106 6/29/2020	COST REPORT NOTES
<b>Awarded NTE Amount</b>							
<b>Substantial Completion</b>							
CMod #91 YBM PCC 069				84,537			
CMod #92 CTS PCC 233 & 26			1,126,478				
CMod #93 STS Coordinate of ATCS Work					(18,036,709)		
CMod #94 UMS Various Changes	46,057						
CMod #95 UMS Bart Elv Opt 2 Add Cost	400,000						
CMod #96 UMS Comp Grout Quantities	775,000						
CMod #97 STS COR 322 Tunnel Cleaning					399,000		
CMod #98 YBM PCC 76 AWSS SSFM		163,113					
CMod #99 UMS Various Changes	996,584						
CMod 073 - PCC 066 PB					96,516		
CMOD 24 STS PCC 23					108,053		
CMod#119: UMS: Various Changes PCC 110, 124, 127 190, 191, 247, and 429	131,687						
CMod#120: UMS: PCC 122R1 - UMS 1 1/2 inch Drain Piping Grout Details - Dowel Support	560,280						
CMod#121: YBM: Various Changes COR 825, 1359, 1610 and PCC 320R1				142,904			
CMod#7 STS FACOs 016, 017 & COR 009					80,170		
CMod#8 STS PCC 006 ATT MH, PB&Trench					225,208		
CTS CMod #122 Schedule Delay Costs			31,240,000				
STS CMod 045 PCC 008 Tunnel Lowering					107,285		
<b>Grand Total</b>	<b>11,232,916</b>	<b>52,776,331</b>	<b>5,841,326</b>	<b>9,267,063</b>			

7.6 BUDGET REVISIONS: REPORT SORTED BY CONSTRUCTION PACKAGES & SOFT COSTS

		April 2020				May 2020				Report Period: May 2020
Group by Contract & SCC	CATEGORY ITEM	April 2020 Base	April 2020 Allocated Contingency	April 2020 Base + Allocated Contingency (YOE)	May 2020 Base	May 2020 Allocated Contingency	May 2020 Base + Allocated Contingency (YOE)	BUDGET TRANSFERS [May 2020] vs. [April 2020]	Cost Report Notes	
10-50	<b>CONSTRUCTION CONTRACT PACKAGES</b>	<b>1,212,007,477</b>	<b>(25,481,035)</b>	<b>1,191,368,392</b>	<b>1,229,619,857</b>	<b>(43,093,415)</b>	<b>1,191,368,392</b>	<b>0</b>		
1250	UTILITY RELOCATION PACKAGE #1	12,134,906		12,134,906	12,134,906		12,134,906	0		
	Contract 1250 Form B Credit	(2,275,419)		(2,275,419)	(2,275,419)		(2,275,419)	0		
1251	UTILITY RELOCATION PACKAGE #2	20,744,696		20,744,696	20,744,696		20,744,696	0		
	Contract 1251 Form B Credit	(7,618,412)		(7,618,412)	(7,618,412)		(7,618,412)	0		
1252	GUIDEWAY TUNNEL	233,511,253	0	233,511,253	233,511,253	0	233,511,253	0	32	
	Contract 1252 Form B Credit	(254,050)		(254,050)	(254,050)		(254,050)	0		
1300	<b>CN1300 STATIONS TOTAL</b>	<b>888,280,726</b>	<b>(26,641,035)</b>	<b>861,639,691</b>	<b>905,893,106</b>	<b>(44,253,415)</b>	<b>861,639,691</b>	<b>0</b>	33	
1253: UMS	UNION SQUARE/MARKET STREET STATION [UMS]	301,774,927	12,255,663	314,030,590	301,774,927	12,255,663	314,030,590	0		
	UMS 1253 Form B Credit	(528,370)		(528,370)	(528,370)		(528,370)	0		
1254: CTS	CHINA TOWN STATION [CTS]	299,767,627	(42,199,817)	257,567,810	299,767,627	(42,199,817)	257,567,810	0		
	CTS 1254 Form B Credit	(451,703)		(451,703)	(451,703)		(451,703)	0		
1255: YBM	YERBA BUENA/ MOSCONE STATION [YBM]	161,330,425	1,758,576	163,089,001	162,978,959	110,042	163,089,001	0		
	YBM 1255 Form B Credit	(100,000)		(100,000)	(100,000)		(100,000)	0		
1256: STS	SURFACE TRACKWORK & SYSTEMS [STS]	125,407,747	1,544,543	126,952,290	141,371,594	(14,419,304)	126,952,290	0		
	STS 1256 SFPUC SEWER MAIN CREDIT	(2,925,296)		(2,925,296)	(2,925,296)		(2,925,296)	0		
	STS 1256 Form B Credit	(1,000,000)		(1,000,000)	(1,000,000)		(1,000,000)	0		
OTHER	<b>OTHER CONSTRUCTION TOTAL</b>	<b>77,331,096</b>	<b>1,160,000</b>	<b>78,491,096</b>	<b>77,331,096</b>	<b>1,160,000</b>	<b>78,491,096</b>	<b>0</b>		
40.06	PUBLIC ART PROGRAM	8,175,555	1,160,000	9,335,555	8,175,555	1,160,000	9,335,555	0		
40.08	CN1300 JOB READINESS PROGRAM - OUTREACH	1,060,000		1,060,000	1,060,000		1,060,000	0	33	
40.02	MISC. CONSTR CONTR CTWK (TRACTION POWER FOR 1251)	258,202		258,202	258,202		258,202	0		
40.01	CONTRACT 1300 SOIL PROCESS	500,000		500,000	500,000		500,000	0	34	
50.01	THALES T&S ATCS	487,972		487,972	487,972		487,972	0		
50.01	CN1266-2 Advanced Train Control System (ATCS) - Implementation	14,611,285		14,611,285	14,611,285		14,611,285	0	34a	
50.01	CN1266-1 Advanced Train Control System (ATCS) - Equipment	3,425,424		3,425,424	3,425,424		3,425,424	0	34a	
50.06	MTA FARE COLLECTION EQUIPMENT	5,400,000		5,400,000	5,400,000		5,400,000	0		
50.06	BART FARE COLLECTION EQUIPMENT	700,000		700,000	700,000		700,000	0		

7.6 BUDGET REVISIONS: REPORT SORTED BY CONSTRUCTION PACKAGES & SOFT COSTS

		April 2020				May 2020				Report Period: May 2020
Group by Contract & SCC	CATEGORY ITEM	April 2020 Base	April 2020 Allocated Contingency	April 2020 Base + Allocated Contingency (YOE)	May 2020 Base	May 2020 Allocated Contingency	May 2020 Base + Allocated Contingency (YOE)	BUDGET TRANSFERS [May 2020] vs. [April 2020]	Cost Report Notes	
40.02	JOB ORDER CONTRACTS (JOCS) - CONSTRUCTION	117,255		117,255	117,255		117,255	0		
40.08	AON RISK INSURANCE	25,094,436		25,094,436	25,094,436		25,094,436	0	34b	
40.02	PUBLIC AGENCIES UTILITY COORDINATION	3,713,215		3,713,215	3,713,215		3,713,215	0		
40.02	DEPARTMENT OF PARKING AND TRAFFIC (DPT)	1,200,000		1,200,000	1,200,000		1,200,000	0		
50.03	UNION SQUARE/ MARKET STREET STATION POWER FEED	2,959,826		2,959,826	2,959,826		2,959,826	0		
50.03	UNION SQUARE/ MARKET STREET STATIONS PERMANENT POWER	(2,350,000)		(2,350,000)	(2,350,000)		(2,350,000)	0		
50.03	CHINATOWN STATION POWER FEED	2,959,826		2,959,826	2,959,826		2,959,826	0		
50.03	CHINATOWN STATION PERMANENT POWER	(2,350,000)		(2,350,000)	(2,350,000)		(2,350,000)	0		
50.03	YERBA BUENA/ MOSCONE STATION [YBM] POWER FEED	3,125,222		3,125,222	3,125,222		3,125,222	0		
50.03	YERBA BUENA/ MOSCONE STATION [YBM] PERMANENT POWER	(2,368,540)		(2,368,540)	(2,368,540)		(2,368,540)	0		
50.03	SURFACE STATION POWER FEED	11,839		11,839	11,839		11,839	0		
50.04	COMMUNICATION CONNECTION COSTS	5,757,629		5,757,629	5,757,629		5,757,629	0		
50.05	CSP Radio Design	641,950		641,950	641,950		641,950	0	34c	
50.05	CSP Radio Cable	377,788		377,788	377,788		377,788	0	34c	
50.05	CSP Radio Design Procurement	3,822,212		3,822,212	3,822,212		3,822,212	0	34c	
60	ROW, LAND, EXISTING IMPROVEMENTS	32,246,321	0	32,246,321	32,246,321	0	32,246,321	0		
60.01	PURCHASE OR LEASE OF REAL ESTATE	30,065,810	0	30,065,810	30,065,810	0	30,065,810	0	35	
60.02	RELOCATION OF EXISTING HOUSEHOLDS	2,180,511		2,180,511	2,180,511		2,180,511	0		
70	VEHICLES	16,800,000	0	16,800,000	16,800,000	0	16,800,000	0	36	
70.01	LIGHT RAIL	16,800,000	0	16,800,000	16,800,000	0	16,800,000	0	36	
80	PROFESSIONAL SERVICES	329,644,196	1,358,422	331,002,618	329,644,196	1,358,422	331,002,618	0		
80.01	PRELIMINARY ENGINEERING	46,202,674		46,202,674	46,202,674		46,202,674	0		
80.02	FINAL DESIGN	61,318,331		61,318,331	61,318,331		61,318,331	0		
80.03	PROJECT MANAGEMENT FOR DESIGN & CONSTRUCTION	89,244,281	0	89,244,281	89,244,281	0	89,244,281	0	36a	



7.6 BUDGET REVISIONS: REPORT SORTED BY CONSTRUCTION PACKAGES & SOFT COSTS

		April 2020				May 2020				Report Period: May 2020	
Group by Contract & SCC	CATEGORY ITEM	April 2020 Base	April 2020 Allocated Contingency	April 2020 Base + Allocated Contingency (YOE)	May 2020 Base	May 2020 Allocated Contingency	May 2020 Base + Allocated Contingency (YOE)	BUDGET TRANSFERS [May 2020] vs. [April 2020]	Cost Report Notes		
80.04	CONSTRUCTION ADMINISTRATION & MANAGEMENT	109,991,299	0	109,991,299	109,991,299	0	109,991,299	0	36a		
80.05	INSURANCES	6,800,000		6,800,000	6,800,000		6,800,000	0			
80.06	LEGAL: PERMITS, REVIEW FEES BY OTHER AGENCIES	8,212,604		8,212,604	8,212,604		8,212,604	0			
80.07	SURVEYS, TESTING, INVESTIGATION, INSPECTION	933,100		933,100	933,100		933,100	0			
80.08	START-UP	6,941,907	1,358,422	8,300,329	6,941,907	1,358,422	8,300,329	0			
	<b>ALL SCC CATEGORIES 10 TO 80</b>	<b>1,590,697,994</b>	<b>(24,122,613)</b>	<b>1,571,417,331</b>	<b>1,608,310,374</b>	<b>(41,734,993)</b>	<b>1,571,417,331</b>	<b>0</b>	37		
90	UNALLOCATED CONTINGENCIES			<b>6,882,672</b>			<b>6,882,672</b>	<b>0</b>	38		
	<b>TOTAL PROJECT COST 10 TO 100</b>			<b>1,578,300,003</b>			<b>1,578,300,003</b>				
	<b>TOTAL CONTINGENCY</b>			<b>(17,239,941)</b>			<b>(34,852,321)</b>				
	<b>CONTINGENCY MINIMUM</b>			25,000,000			25,000,000				
	<b>BELOW OR ABOVE MINIMUM</b>			<b>(42,239,941)</b>			<b>(59,852,321)</b>				

COST STATUS BY CATEGORY	SCC CODES	Sum of Supplemental 2013 Budget	BUDGET April 2019	BUDGET TRANSFERS	BUDGET May 2020	Sum of May 2020	Remaining Budget (Column H-Column I)	May 2020 EAC	May 2020 Contingency	Cost Report Notes
		A	B	C	D	E	F	G	H	
GUIDEWAY & TRACK ELEMENTS	SCC 010	282,227,872	284,261,448	-	284,261,448	283,235,777	1,025,672	284,261,448	0	39
STATIONS, STOPS, TERMINALS, INTERMODAL SITEWORK & SPECIAL CONDITIONS	SCC 020	573,099,645	541,663,144	(20,840,631)	520,822,512	534,197,954	(13,375,442)	565,695,743	(44,253,415)	39
SYSTEMS	SCC 040	235,514,097	264,806,024	20,840,631	285,646,655	285,133,740	512,915	290,451,699	1,160,000	39
ROW, LAND, EXISTING IMPROVEMENTS	SCC 050	90,774,397	100,637,776	-	100,637,776	70,329,218	30,308,558	106,953,846		39
VEHICLES	SCC 060	37,511,799	32,246,321	-	32,246,321	30,648,969	1,597,352	32,246,321		
PRELIM ENGINEERING	SCC 070	26,385,653	16,800,000	-	16,800,000	11,929,247	4,870,753	16,800,000	0	
FINAL DESIGN	SCC 080.01	46,202,673	46,202,674	-	46,202,674	46,202,675	(1)	46,202,674		
PM FOR DESIGN & CONSTRUCTION	SCC 080.02	61,137,604	61,318,331	-	61,318,331	61,200,826	117,506	61,318,331		
OTHER PROF SRVCS	SCC 080.03 - 080.04	197,146,664	199,235,580	-	199,235,580	198,982,950	252,630	199,235,580	0	39
UNALLOC CONTINGENCY	SCC 080.05 - 080.08	24,416,118	24,246,033	-	24,246,033	12,852,734	11,393,299	22,887,611	1,358,422	
	SCC 090	3,883,480	6,882,669	-	6,882,669		6,882,669		6,882,672	39
<b>Grand Total</b>		<b>1,578,300,000</b>	<b>1,578,300,000</b>	<b>-</b>	<b>1,578,300,000</b>	<b>1,534,714,088</b>	<b>43,585,912</b>	<b>1,626,053,253</b>	<b>(34,852,321)</b>	

SCC DESCRIPTION	May 2020 BUDGET	May 2020 CTD
010 - GUIDEWAY & TRACK ELEMENTS	284,261,448	283,235,777
020 - STATIONS, STOPS, TERMINALS, INTERMODAL	520,822,512	534,197,954
040 - SITEWORK & SPECIAL CONDITIONS	285,646,655	285,133,740
050 - SYSTEMS	100,637,776	70,329,218
060 - ROW, LAND, EXISTING IMPROVEMENTS	32,246,321	30,648,969
070 - VEHICLES (number)	16,800,000	11,929,247
080 - PROFESSIONAL SERVICES (applies to Cats. 10-50)	331,002,618	319,239,184
090 - UNALLOCATED CONTINGENCY	6,882,669	
<b>Grand Total</b>	<b>1,578,300,000</b>	<b>1,534,714,088</b>



SCC DESCRIPTION	May 2020 BUDGET	May 2020 CTD
010.02-Guideway: At grade semi-exclusive (allows cross-traffic)	2,860,000	2,855,000
010.06-Guideway: Underground cut & cover	69,816,407	69,495,710
010.07-Guideway: Underground tunnel	200,374,315	199,762,340
010.09-Track: Direct fixation	6,761,089	6,673,090
010.12-Track: Special (switches, turnouts)	4,449,637	4,449,637
020.01-At-grade station, stop, shelter, mall, terminal, platform	7,602,857	6,164,022
020.02-Aerial station, stop, shelter, mall, terminal, platform	(14,419,304)	0
020.03-Underground station, stop, shelter, mall, terminal, platform	495,966,883	508,209,844
020.04-OTHER STATIONS, LANDING, TERMINALS: INTERMODAL, FERRY, TROLLEY, ETC	9,360,183	0
020.07-Elevators, escalators	22,311,892	19,824,088
040.01-Demolition, Clearing, Earthwork	12,754,615	12,495,015
040.02-Site Utilities, Utility Relocation	68,753,443	78,373,147
040.03-Haz. mat'l, contam'd soil removal/mitigation, ground water treatments	9,423,125	7,806,376
040.04-Environmental mitigation, e.g. wetlands, historic/archeologic, parks	1,122,899	660,669
040.05-Site structures including retaining walls, sound walls	2,706,431	2,706,431
040.06-Pedestrian / bike access and accommodation, landscaping	9,790,995	5,182,432
040.07-Automobile, bus, van accessways including roads, parking lots	6,579,099	6,353,220
040.08-Temporary Facilities and other indirect costs during construction	174,516,049	171,556,449
050.01-Train control and signals	28,291,363	26,796,829
050.02-Traffic signals and crossing protection	12,804,956	12,144,191
050.03-Traction power supply: substations	21,465,073	18,851,858
050.04-Traction power distribution: catenary and third rail	12,441,113	3,459,301
050.05-Communications	16,920,685	7,588,670
050.06-Fare collection system and equipment	6,100,000	627,988
050.07-Central Control	2,614,586	860,381
060.01-Purchase or lease of real estate	30,065,810	28,239,539
060.02-Relocation of existing households and businesses	2,180,511	2,409,430
070.01-Light Rail	16,800,000	11,929,247
080.01-Preliminary Engineering	46,202,674	46,202,675
080.02-Final Design	61,318,331	61,200,826
080.03-Project Management for Design and Construction	82,244,281	81,064,963
080.04-Construction Administration & Management	116,991,299	117,917,987
080.05-Professional Liability and other Non-Construction Insurance	6,800,000	6,340,196
080.06-Legal; Permits; Review Fees by other agencies, cities, etc.	8,212,604	5,605,986
080.07-Surveys, Testing, Investigation, Inspection	933,100	906,553
080.08-Start up	8,300,329	0
090.00-Unallocated Contingency	6,882,669	
<b>Grand Total</b>	<b>1,578,300,000</b>	<b>1,534,714,088</b>

[A] Cost Account Description	[B] May 2020 Budget (YOE)	ACTUAL COSTS				[F] CURRENT Total	[G] VARIANCE (B - F)	COST REPORT NOTES
		[C] PRIOR MONTH Total	[D] PRIOR MONTH Monthly	[E] CURRENT Monthly	[F] CURRENT Total			
<b>TOTAL PRELIMINARY ENGINEERING</b>	<b>46,542,061</b>	<b>46,542,061</b>	<b>0</b>	<b>0</b>	<b>0</b>	<b>46,542,061</b>	<b>0</b>	<b>40</b>
11 - SFMTA PROJECT MANAGEMENT	8,800,164	8,253,957	0	0	0	8,253,957	546,208	41
12 - SFMTA ENGINEERING SERVICES	11,425,594	11,425,594	0	0	0	11,425,594	0	42
16 - DEPARTMENT OF PARKING AND TRAFFIC (DPT)	921,906	802,883	0	0	0	802,883	119,023	
21 - ARTS COMMISSION	1,500,570	1,500,570	0	0	0	1,500,570	0	43
22 - FIRE DEPARTMENT	33,825	35,343	0	0	0	35,343	(1,518)	
23 - CITY ATTORNEYS OFFICE	1,234,754	1,234,754	0	0	0	1,234,754	0	
24 - RISK MANAGEMENT	0	0	0	0	0	0	0	0
26 - PLANNING	99,604	99,604	0	0	0	99,604	0	0
27 - DEPARTMENT OF PUBLIC HEALTH (DPH)	4,420	4,420	0	0	0	4,420	0	0
29 - CITY AUDITOR	336,735	336,735	0	0	0	336,735	0	44
32 - DPW - IDC ENGINEERING (HYDRAULIC)	3,336,432	3,336,432	0	0	0	3,336,432	0	
34 - DPW - IDC CONSTRUCTION (CAPITAL)	17,462	17,462	0	0	0	17,462	0	0
36 - DPW - BSM INFRASTRUCTURE (MAPPING)	76,549	76,549	0	0	0	76,549	0	0
39 - DPW - PCS SITE ASSESSMENT & REMEDIATION (SAR)	13,993	13,993	0	0	0	13,993	0	0
51 - 821 HOWARD STREET	1,005,653	1,005,653	0	0	0	1,005,653	0	0
55 - 651 BRANNAN	2,294,910	2,294,910	0	0	0	2,294,910	0	45
63 - CENTRAL SUBWAY PARTNERSHIP - AECOM-EPC JV CONTRACT 149	26,793,234	26,793,234	0	0	0	26,793,234	0	46
66 - ANIL VERMA	395,204	395,204	0	0	0	395,204	0	47
67 - HILL INTERNATIONAL CONTRACT 156	6,716,294	6,716,294	0	0	0	6,716,294	0	48
68 - ARTHUR GALLAGER & CO. CS 164	6,800,000	6,340,196	0	0	0	6,340,196	459,804	
71 - TUNNEL/UTILITIES - CONTRACT # CONTRACT 155-1	5,469,336	5,469,336	0	0	0	5,469,336	0	49
72 - STATIONS - CONTRACT # CONTRACT 155-2	26,220,609	26,220,609	0	0	0	26,220,609	0	50
73 - SYSTEMS/INTEGRATION - CONTRACT 155-3	11,432,312	11,432,312	0	0	0	11,432,312	0	51
331 - BAY AREA RAPID TRANSIT (BART)	146,427	146,427	0	0	0	146,427	0	0
332 - SAN FRANCISCO COUNTY TRANSPORTATION AUTHORITY (SFCTA)	0	0	0	0	0	0	0	0
<b>TOTAL FINAL DESIGN</b>	<b>115,075,988</b>	<b>113,952,470</b>	<b>0</b>	<b>0</b>	<b>0</b>	<b>113,952,470</b>	<b>1,123,518</b>	
11 - SFMTA PROJECT MANAGEMENT	16,500,000	16,964,576	244,570	105,355	17,069,931	17,069,931	(569,931)	
1.3.011.01.080.03 - CM:SFMTA LABOR-PROJECT MANAGEMENT	16,500,000	16,964,576	244,570	105,355	17,069,931	17,069,931	(569,931)	
12 - SFMTA ENGINEERING SERVICES	2,923,582	2,941,322	44,133	10,654	2,951,976	2,951,976	(28,394)	
1.3.012.02.080.04 - CM: SFMTA LABOR-ENGINEERING CONTRACT 1252	123,582	57,648	0	0	57,648	57,648	65,934	
1.3.012.06.080.04 - CM: SFMTA LABOR-ENGINEERING CONTRACT 1300	2,800,000	2,883,674	44,133	10,654	2,894,328	2,894,328	(94,328)	
13 - SFMTA CONSTRUCTION MANAGEMENT	25,432,035	23,254,530	228,497	117,114	23,371,644	23,371,644	2,060,391	
1.3.013.01.080.04 - CM:SFMTA LABOR-CONSTR. MANAGEM	25,432,035	23,254,530	228,497	117,114	23,371,644	23,371,644	2,060,391	
16 - DEPARTMENT OF PARKING AND TRAFFIC (DPT)	3,659,313	2,674,496	6,599	3,071	2,677,567	2,677,567	981,746	
1.3.016.01.080.04 - DPT CONTRACT 1300 SUPPORT UMS	299,600	325,924	5,369	775	326,699	326,699	(27,099)	
1.3.016.01.080.04 - DPT CONTRACT 1300 SUPPORT CTS	274,900	143,078	0	311	143,389	143,389	131,511	
1.3.016.01.080.04 - DPT CONTRACT 1300 SUPPORT YBM	238,400	222,108	1,231	441	222,549	222,549	15,851	
1.3.016.01.080.04 - DPT CONTRACT 1300 SUPPORT STS	876,876	284,112	0	1,544	285,656	285,656	591,220	
1.3.016.02.040.08 - DPT: FIELD OPS TUNNEL [B84]	0	1,464	0	0	1,464	1,464	(1,464)	
1.3.016.02.040.08 - DPT: FIELD OPS TUNNEL [B86]	0	204,261	0	0	204,261	204,261	(204,261)	
1.3.016.06.040.02 - DPT:DPT TRAFFIC SHOP CONTRACT 1300	1,200,000	0	0	0	0	0	1,200,000	
1.3.016.08.040.08 - DPT:PCOS:2UTL [68A]	400,728	400,728	0	0	400,728	400,728	0	
1.3.016.08.040.08 - DPT:SSD CN:2UTL	0	108,020	0	0	108,020	108,020	(108,020)	
1.3.016.08.080.04 - DPT:SSD [1326]	252,536	252,536	0	0	252,536	252,536	0	
1.3.016.08.080.04 - DPT:SSD [13BN]	23,302	23,302	0	0	23,302	23,302	0	

[A] Cost Account Description	[B] May 2020 Budget (YOE)	ACTUAL COSTS					[G] VARIANCE (B - F)	COST REPORT NOTES
		[C] PRIOR MONTH Total	[D] PRIOR MONTH Monthly	[E] CURRENT Monthly	[F] CURRENT Total			
1.3.016.08.080.04 - DPT:SSD [13CN]	963	963	0	0	963	0		
1.3.016.08.080.04 - DPT:SSD [B85]	92,008	92,008	0	0	92,008	0		
1.3.016.03.040.08 - PCOS:1300/UMS [68CPT544132W.CPT544132W]	0	163,405	0	0	163,405	(163,405)		
1.3.016.05.040.08 - PCOS:1300/YBM [68CPT544132Y.CPT544132Y]	0	207,537	0	0	207,537	(207,537)		
1.3.016.09.040.08 - PCOS:1300/STS [68CPT544132Z.CPT544132Z]	0	245,049	0	0	245,049	(245,049)		
17 - MOTIVE POWER	2,195	0	0	0	0	2,195		
1.3.017.07.040.02 - PWR:SFMTA-MOTIVE POWER-UTIL.REL	2,195	0	0	0	0	2,195		
18 - SFMTA OPERATIONS	400,000	123,616	0	0	123,616	276,384		
1.3.018.04.040.02 - OPS:SUPPORT TO CONTRACT 1300/CTS	100,000	36,749	0	0	36,749	63,251		
1.3.018.06.080.07 - OPS:SUPPORT TO CONTRACT 1300 - UMS O/L	50,255	72,185	0	0	72,185	(21,930)		
1.3.018.06.080.07 - OPS:SUPPORT TO CONTRACT 1300/UMS	249,745	14,681	0	0	14,681	235,063		
19 - OTHER SFMTA	1,000,000	945,836	0	0	945,836	54,164		
1.3.019.07.080.07 - OTH:MTA SFMTA-SURVEY; TSTG [6840]	1,800	1,720	0	0	1,720	80		
1.3.019.08.040.08 - OTH:MTA 1251 MATERIALS	150,000	126,149	0	0	126,149	23,851		
1.3.019.08.080.07 - OTH:MTA OPERATION SUPPORT DURI	848,200	817,966	0	0	817,966	30,234		
21 - ARTS COMMISSION	12,010,886	6,053,823	37,682	27,271	6,081,094	5,929,792		
1.3.021.01.040.06 - ARTS:CTYCO-ARTS COMMISSION CONSTRUCTION COSTS	3,769,932	0	0	0	0	3,769,932		
1.3.021.01.080.03 - ARTS:CTYCO-ARTS COMMISSION [1227]	1,719,387	388,167	0	0	388,167	1,331,220		
1.3.021.01.080.04 - ARTS:CTYCO-ARTS COMMISSION [PWE335MPFUNA.CPT5441227]	21,000	12,465	0	0	12,465	8,535		
1.3.021.06.080.03 - ARTS:CTYCO-ARTS COMMISSION PM [285MC.132]	834,264	891,672	4,788	6,565	898,237	(63,973)		
1.3.021.01.080.03 - ARTS:CTYCO-ARTS COMMISSION [PWA335MPFUNA.CPT5441327]	10,149	11,093	0	0	11,093	(944)		
1.3.021.01.080.03 - ARTS:CTYCO-ARTS COMMISSION [PWE335MPFUNA.CPT5441327]	4,439	4,439	0	0	4,439	0		
1.3.021.06.040.06 - ARTS:CTYCO-ARTS COMMISSION [68CPT5441327.CPT5441327]	1,393,660	1,393,660	0	0	1,393,660	0		
1.3.021.06.040.06 - ARTS:CTYCO-ARTS COMMISSION [285MCPFUNA.CPT5441327]	3,011,963	3,352,326	32,895	20,706	3,373,032	(361,069)		
1.3.021.01.080.03 - ARTS:CTYCO-ARTS COMMISSION [132]	86,091	0	0	0	0	86,091		
1.3.021.97.040.06 - ARTS:ARTS COMMISSION ALLOC CO	1,160,000	0	0	0	0	1,160,000		
23 - CITY ATTORNEY'S OFFICE	2,171,781	2,125,634	0	0	2,125,634	46,147		
1.3.023.01.080.06 - ATTY:CN LEGAL-CITY ATTORNEY OF	2,171,781	2,125,634	0	0	2,125,634	46,147		
25 - PUBLIC UTILITIES COMMISSION SEWER	(2,925,296)	0	0	0	0	(2,925,296)		
1.3.025.09.040.02 - STS.1256: SITE UTILITIES SFUPUC SEWER MAIN	(2,925,296)	0	0	0	0	(2,925,296)		
26 - PLANNING	137,062	26,697	0	0	26,697	110,365		
1.3.026.01.080.06 - CM:CTYCO-PLANNING DEPARTMENT	137,062	26,697	0	0	26,697	110,365		
28 - PUBLIC UTILITIES COMMISSION WATER	4,242,012	4,172,973	1,292	2,515	4,175,488	66,524		
1.3.028.02.040.02 - CM:CTYCO-PUBLIC UTIL. COMM. (PUC)	0	4,745	0	0	4,745	(4,745)		
1.3.028.02.040.08 - PUC: FIELD OPERATIONS TUNNEL	398,400	510,208	0	0	510,208	(111,808)		
1.3.028.02.080.04 - PUC:MTA CSP CN1252 [470465]	105,000	91,587	0	0	91,587	13,413		
1.3.028.03.040.02 - PUC:CDD CONTRACT 1300/UMS SUPPORT	606,354	632,056	0	0	632,056	(25,702)		
1.3.028.03.080.04 - PUC:CMB CONTRACT 1300/UMS INSPECTION	230,000	34,508	0	0	34,508	195,492		
1.3.028.04.040.02 - PUC:CDD CONTRACT 1300/CTS SUPPORT	271,755	201,959	0	0	201,959	69,796		
1.3.028.04.080.04 - PUC:CMB CONTRACT 1300/CTS INSPECTION	115,000	55,773	0	0	55,773	59,227		
1.3.028.05.040.02 - PUC:CDD CONTRACT 1300/YBM SUPPORT	450,282	499,120	1,292	2,515	501,635	(51,353)		
1.3.028.05.080.04 - PUC:CMB CONTRACT 1300/YBM INSPECTION	184,000	98,643	0	0	98,643	85,357		
1.3.028.06.040.02 - PUC:CMB CONTRACT 1300/SFWD AWSS MATERIAL	225,079	249,247	0	0	249,247	(24,168)		
1.3.028.07.040.02 - PUC:PUC CDD WATER CONNECTION CONTRACT 1250	248,035	291,501	0	0	291,501	(43,466)		
1.3.028.07.080.04 - PUC:PUC CMB INSPECTION CONTRACT 1250	74,468	113,844	0	0	113,844	(39,376)		
1.3.028.08.040.02 - PUC:PUC CDD WATER CONNECTION CONTRACT 1251 [3BB]	0	39,576	0	0	39,576	(39,576)		
1.3.028.08.040.02 - PUC:PUC CDD WATER CONNECTION CONTRACT 1251 [445]	340,310	318,130	0	0	318,130	22,180		
1.3.028.08.080.04 - PUC:PUC CMB INSPECTION CONTRACT 1251	266,252	289,424	0	0	289,424	(23,172)		
1.3.028.09.040.02 - PUC:CMB CONTRACT 1300/STS SUPPORT	520,077	485,360	0	0	485,360	34,717		



[A] Cost Account Description	[B] May 2020 Budget (YOJE)	ACTUAL COSTS					[G] VARIANCE (B - F)	COST REPORT NOTES
		[C] PRIOR MONTH Total	[D] PRIOR MONTH Monthly	[E] CURRENT Monthly	[F] CURRENT Total			
1.3.028.09.080.04 - PUC-CMB CONTRACT 1300/STS INSPECTION	207,000	257,294	0	0	257,294	(50,294)		
32 - DPW - IDC ENGINEERING (HYDRAULIC)	1,150,459	559,778	5,684	0	559,778	590,681		
1.3.032.01.080.04 - CME:DPW:1424J-BUREAU OF ENGINEERING (BOE) [AB12]	(285,405)	(285,405)	0	0	(285,405)	0,000		
1.3.032.03.080.04 - DPW IDC HYDRAULIC CN1300 UMS SUPPORT	297,938	130,415	2,745	0	130,415	167,523		
1.3.032.04.080.04 - DPW IDC HYDRAULIC CN1300 CTS SUPPORT	295,639	22,125	0	0	22,125	273,514		
1.3.032.05.080.04 - DPW IDC HYDRAULIC CN1300 YBM SUPPORT	301,882	58,932	0	0	58,932	242,950		
1.3.032.06.080.04 -1424J-BOE LABOR [PWEI:XSMPFUNA.CPT544112B112]	85,275	85,275	0	0	85,275	0	53	
1.3.032.06.080.04-1424J-BOE LABOR [PWEI:XSMPFUNA.CPT544112C112]	109,658	109,658	0	0	109,658	0	54	
1.3.032.06.080.04 -1424J-BOE LABOR [PWEI:XSMPFUNA.CPT544112D112]	15,791	15,791	0	0	15,791	0	55	
1.3.032.06.080.04 -1424J-BOE LABOR [PWEI:XSMPFUNA.CPT544112E112]	11,193	11,193	0	0	11,193	0	56	
1.3.032.06.080.04 -1424J-BOE LABOR [PWEI:XSMPFUNA.CPT544112F112]	107,798	107,798	0	0	107,798	0	57	
1.3.032.06.080.04 -1424J-BOE LABOR [PWEI:XSMPFUNA.CPT544112G112]	21,690	47,917	0	0	47,917	(26,227)	58	
1.3.032.08.080.04 - DPW.HYRDDPW-BOE IDC ENG SVC DC	9,000	0	0	0	0	9,000		
1.3.032.09.080.04 - DPW IDC HYDRAULIC CN1300 STS SUPPOR	180,000	256,080	2,939	0	256,080	(76,080)		
34 - DPW - IDC CONSTRUCTION (CAPITAL)	6,703,969	6,345,071	0	0	6,345,071	358,898		
1.3.034.01.080.04 - DPW:BCM LABOR [2113]	2,140,142	2,140,142	0	0	2,140,142	0		
1.3.034.02.080.04 - DPW:CONSTR:1252 CM [CD12]	1,207,603	1,207,603	0	0	1,207,603	0		
1.3.034.02.080.04 - DPW:CONSTR:1252 CM [13AC12]	138,397	138,397	0	0	138,397	0		
1.3.034.06.080.04 - DPW:SITE ASSESSMENT & REMEDIATION (SAR) [132112]	506,858	506,858	0	0	506,858	0		
1.3.034.06.080.04 - DPW:CONSTR:1300 CM [13CPI2]	2,710,969	2,352,071	0	0	2,352,071	358,898		
36 - DPW - BSM INFRASTRUCTURE (MAPPING)	465,562	158,741	0	0	158,741	306,821		
1.3.036.01.080.04 - DPW:MPPG:DPW-BUREAU OF ST USE	367,129	32,680	0	0	32,680	334,449		
1.3.036.02.080.04 - DPW:MPPG:1300-DPW-BUREAU OF ST USE [13CG12]	50,000	33,084	0	0	33,084	16,916		
1.3.036.02.080.06 - DPW:MPPG:DPW-BUREAU OF ST USE [13CF]	48,433	92,977	0	0	92,977	(44,544)		
37 - DPW - PCS MATERIAL TESTING LABORATORY	83,100	0	0	0	0	83,100		
1.3.037.01.080.07 - DPW:MTL-LABDPW-MATERIAL TESTIN	83,100	0	0	0	0	83,100		
39 - DPW - PCS SITE ASSESSMENT & REMEDIATION (SAR)	613,853	438,455	0	0	438,455	175,398		
1.3.039.01.080.04 - DPW:SITE ASSESSMENT & REMEDIATION (SAR) [2213]	92,459	92,459	0	0	92,459	0		
1.3.039.01.080.04 - DPW:SITE ASSESSMENT & REMEDIATION (SAR) [2250]	78,400	78,400	0	0	78,400	0		
1.3.039.01.080.04 -DPW:SITE ASSESSMENT & REMEDIATION (SAR) [2257]	151,515	151,515	0	0	151,515	0		
1.3.039.01.080.04 - DPW:SITE ASSESSMENT & REMEDIATION (SAR) [2313]	24,343	24,343	0	0	24,343	0		
1.3.039.01.080.04 - DPW:SITE ASSESSMENT & REMEDIATION	58,757	10,109	0	0	10,109	48,648		
1.3.039.01.080.04 - DPW:SITE ASSESSMENT & REMEDIATION (SAR) [CE13]	31,367	31,367	0	0	31,367	0		
1.3.039.01.080.04 - DPW:SITE ASSESSMENT & REMEDIATION (SAR) [CH13]	100,000	8,621	0	0	8,621	91,379		
1.3.039.01.080.04 - DPW:SITE ASSESSMENT & REMEDIATION (SAR)	17,000	0	0	0	0	17,000		
1.3.039.02.080.04 - DPW: SITE ASSESSMENT & REMEDIATION (SAR) - CN1252 [13CE11]	18,632	16,880	0	0	16,880	1,753		
1.3.039.02.080.04 - DPW: SITE ASSESSMENT & REMEDIATION (SAR) - CN1300 [13CH11]	41,379	24,761	0	0	24,761	16,618		
46 - MACY'S WEST - SFPUC SEWER WORK	258,202	258,202	0	0	258,202	0		
1.3.046.08.040.02 - MCY.SWRC. CONTRACT: MACY'S-SEW	258,202	258,202	0	0	258,202	0		
51 - 821 HOWARD STREET	770,843	659,099	8,508	1,468	660,567	110,276		
1.3.051.01.080.03 - ODC:HWRD:ODCs - 821 HOWARD STR	696,753	619,878	6,281	0	619,878	76,875		
1.3.051.02.080.04 - ODC:HWRD:ODCs - TUNNEL CONTRACT 1252	10,000	1,056	0	0	1,056	8,944		
1.3.051.06.080.04 - ODC:HWRD:ODCs - STATION CONTRACT 1300	55,000	27,243	2,227	1,468	28,711	26,289		
1.3.051.06.080.04 - ODC:HWRD:W/MTA INST WTR SVC @ STS&YBM TRAILER	9,090	10,923	0	0	10,923	(1,833)		
55 - 651 BRANNAN	10,348	10,348	0	0	10,348	0		
1.3.055.01.080.03 - CM:ODCs - 651 BRANNAN STREET	10,348	10,348	0	0	10,348	0	59	
63 - CENTRAL SUBWAY PARTNERSHIP - AECOM-EPC JV CONTRACT 149	65,720,187	64,546,800	2,657,813	1,598,728	66,145,528	(425,340)		
1.3.063.01.080.03 - CM:PM:AECOM.CS149 OM-EPC JV CS149-PM	5,017,804	5,017,804	0	0	5,017,804	0	60	
1.3.063.01.080.04 - CM:AECOM.CS149OM-EPC JV CS-149 [3B]	1,969,213	1,969,213	0	0	1,969,213	(0)		

[A] Cost Account Description	[B] May 2020 Budget (YOJE)	ACTUAL COSTS					[G] VARIANCE (B - F)	COST REPORT NOTES
		[C] PRIOR MONTH Total	[D] PRIOR MONTH Monthly	[E] CURRENT Monthly	[F] CURRENT Total			
1.3.063.01.080.04 - CM:AECOM.CS1490M-EPC JV CS-149 [3E]	6,386,250	6,386,250	0	0	6,386,250	(0)		
1.3.063.01.080.03 - CM:AECOM.CS1490M-EPC JV CS-149 [3E][PM]	1,596,563	1,596,563	0	0	1,596,563	0		
1.3.063.01.080.04 - CM:AECOM.CS1490M-EPC JV CS-149 [3F]	4,101,466	4,101,466	0	0	4,101,466	(0)		
1.3.063.01.080.03 - CM:AECOM.CS1490M-EPC JV CS-149 [3F][PM]	1,025,366	1,025,366	0	0	1,025,366	0		
1.3.063.01.080.04 - CM:AECOM.CS1490M-EPC JV CS-149 [3G]	5,167,381	5,167,381	0	0	5,167,381	(0)		
1.3.063.01.080.03 - CM:AECOM.CS1490M-EPC JV CS-149 [3G][PM]	1,291,845	1,291,845	0	0	1,291,845	(0)		
1.3.063.01.080.04 - CM:AECOM.CS1490M-EPC JV CS-149 [3H]	4,380,849	4,380,849	0	0	4,380,849	(0)		
1.3.063.01.080.03 - CM:AECOM.CS1490M-EPC JV CS-149 [3H][PM]	1,095,212	1,095,212	0	0	1,095,212	(0)		
1.3.063.01.080.04 - CM:AECOM.CS1490M-EPC JV CS-149 [3I]	7,310,184	5,582,974	14,952	0	5,582,974	1,727,210		
1.3.063.01.080.03 - CM:AECOM.CS1490M-EPC JV CS-149 [3I][PM]	2,590,785	1,395,744	3,738	0	1,395,744	1,195,041		
1.3.063.01.080.04 - CM:AECOM.CS1490M-EPC JV CS-149 [3J]	7,000,000	9,833,673	1,967,753	0	11,112,655	(4,112,655)		
1.3.063.01.080.03 - CM:AECOM.CS1490M-EPC JV CS-149 [3J][PM]	2,000,000	2,458,418	491,938	0	2,778,164	(778,164)		
1.3.063.01.080.04 - CM:AECOM.CS1490M-EPC JV CS-149 [9B]	11,042	11,042	0	0	11,042	0		
1.3.063.01.080.03 - CM:AECOM.CS1490M-EPC JV CS-149 [9D]	515,694	515,694	0	0	515,694	(0)		
1.3.063.01.080.04 - CM:AECOM.CS1490M-EPC JV CS-149 [9E]	523,943	523,943	0	0	523,943	0		
1.3.063.01.080.03 - CM:AECOM.CS1490M-EPC JV CS-149 [9F]	461,196	461,196	0	0	461,196	0		
1.3.063.01.080.04 - CM:AECOM.CS1490M-EPC JV CS-149 [9G]	501,912	501,912	0	0	501,912	0		
1.3.063.01.080.03 - CM:AECOM.CS1490M-EPC JV CS-149 [9H]	1,219,093	1,219,093	0	0	1,219,093	(0)		
1.3.063.01.080.04 - CM:AECOM.CS1490M-EPC JV CS-149 [9I]	2,974,444	3,039,000	64,556	0	3,039,000	(64,556)		
1.3.063.01.080.03 - CM:AECOM.CS1490M-EPC JV CS-149 [9J]	3,000,000	1,392,217	114,876	0	1,392,217	1,607,783		
1.3.063.01.080.04 - FD:CM:EPC JV CS49-PM [123A]	5,579,945	5,579,945	0	0	5,579,945	0		
1.3.063.97.080.03 - AECOM.CS149 ALLOCAT CONTING	0	0	0	0	0	0		
64 - CNI300 JOB READINESS PROGRAM	1,060,000	956,145	0	0	956,145	103,855	61	
1.3.064.06.040.08 - CNI300 JOB READINESS PROGRAM	1,060,000	956,145	0	0	956,145	103,855		
67 - HILL INTERNATIONAL CONTRACT 156	3,031,391	2,848,817	0	0	2,848,817	182,574		
1.3.067.01.080.03 - HILL.CS156:HILL INTL. CS-156 [1336]	920,426	920,426	0	0	920,426	0		
1.3.067.01.080.03 - HILL.CS156:HILL INTL. CS-156 [1337]	533,148	533,148	0	0	533,148	0		
1.3.067.01.080.03 - HILL.CS156:HILL INTL. [1330]	127,261	127,261	0	0	127,261	0		
1.3.067.01.080.03 - HILL INTERNATIONAL.CS156 AWP 2016 [68CPT5441.340.CPT5441.340]	883,631	883,631	0	0	883,631	(0)		
1.3.067.01.080.03 - HILL INTERNATIONAL.CS156 AWP 2017 [68CPT5441.346.CPT5441.346]	566,925	384,352	0	0	384,352	182,573		
69 - BAYLAND SOIL PROCESS CONTRACT 175	500,000	255,144	0	0	255,144	244,856	62	
1.3.069.06.040.01 - BAYLAND.CS175:BAYLAND SOIL PROCESS [133K]	500,000	255,144	0	0	255,144	244,856		
71 - TUNNEL/UTILITIES - CONTRACT # CONTRACT 155-1	2,158,846	2,215,889	0	0	2,215,889	(57,043)		
1.3.071.01.080.04 - CM:CS155.1 DESIGN SUPPORT DURING CM [1232]	0	(87,201)	0	0	(87,201)	87,201	63	
1.3.071.02.080.04 - CM:CS155.1 DESIGN SUPPORT DURING CM [1332]	2,158,846	2,303,091	0	0	2,303,091	(144,245)		
72 - STATIONS - CONTRACT # CONTRACT 155-2	14,612,416	20,116,978	40,861	627,041	20,744,019	(6,131,603)		
1.3.072.01.080.04 - CM:CS155.2 DESIGN SUPPORT DURING CM [1233]	51,351	61,130	0	0	61,130	(9,779)	64	
1.3.072.01.080.04 - CM:CS155.2 DESIGN SUPPORT DURING CM [1333]	14,561,065	20,055,848	40,861	627,041	20,682,888	(6,121,823)		
73 - SYSTEMS/INTEGRATION - CONTRACT 155-3	4,828,269	5,690,768	253,740	142,197	5,832,964	(1,004,695)		
1.3.073.01.080.04 - CM:CS155.3 DESIGN SUPPORT DURING CM [1236]	90,000	89,791	0	0	89,791	209		
1.3.073.01.080.04 - CM:CS155.3 DESIGN SUPPORT DURING CM [1334]	4,738,269	5,600,977	253,740	142,197	5,743,174	(1,004,905)		
81 - UTILITIES RELOCATION #1 (PORTAL & MOS) - CONTRACT 1250	11,968,150	11,968,150	0	0	11,968,150	0		
1.3.081.07.040.01 - UR1.CONTRACT 1250:SITWORK:DEMOLIT	167,458	167,458	0	0	167,458	0		
1.3.081.07.040.02 - UR1.CONTRACT 1250:SITWORK: UTILITI	10,099,341	10,099,341	0	0	10,099,341	0		
1.3.081.07.040.03 - UR1.CONTRACT 1250:SITWORK:HAZMAT	453,321	453,321	0	0	453,321	0		
1.3.081.07.040.08 - UR1.CONTRACT 1250:SITWORK:TEMPORAR	1,248,030	1,248,030	0	0	1,248,030	0		
82 - UTILITIES RELOCATION #2 (UMS) - CONTRACT 1251	20,669,081	20,669,081	0	0	20,669,081	(0)	65	
1.3.082.08.040.01 - UR2.CONTRACT 1251:SITWORK:DEMOLIT	752,240	752,240	0	0	752,240	0		
1.3.082.08.040.02 - UR2.CONTRACT 1251:SITWORK:UTILITI	10,202,543	10,202,543	0	0	10,202,543	(0)		

[A] Cost Account Description	[B] May 2020 Budget (YOE)	ACTUAL COSTS					[G] VARIANCE (B - F)	COST REPORT NOTES
		[C] PRIOR MONTH Total	[D] PRIOR MONTH Monthly	[E] CURRENT Monthly	[F] CURRENT Total			
1.3.082.08.040.03 - UR2.CONTRACT 1251:SITEWORK:HAZMAT	172,712	172,712	0	0	0	172,712	0	
1.3.082.08.040.05 - UR2.CONTRACT 1251:SITEWORK: STRUCTU	2,706,431	2,706,431	0	0	0	2,706,431	0	
1.3.082.08.040.06 - UR2.CONTRACT 1251:SITEWORK:PEDESTRA	319,317	319,317	0	0	0	319,317	0	
1.3.082.08.040.07 - UR2.CONTRACT 1251:SITEWORK:AUTO/BUS	190,362	190,362	0	0	0	190,362	0	
1.3.082.08.040.08 - UR2.CONTRACT 1251:SITEWORK:TEMP FAC	6,325,476	6,325,476	0	0	0	6,325,476	0	
<b>GUIDEWAY TUNNELS TOTAL</b>	<b>233,511,253</b>	<b>233,511,253</b>	<b>0</b>	<b>0</b>	<b>0</b>	<b>233,511,253</b>	<b>0</b>	
83 - GUIDEWAY TUNNELS - CONTRACT # 1252 BASE	233,584,015	233,584,015	0	0	0	233,584,015	0	
1.3.083.02.010.06 - CONTRACT 1252:GUIDEWAY:UNDERGRND CUT	60,446,425	60,446,425	0	0	0	60,446,425	0	
1.3.083.02.010.07 - CONTRACT 1252:GUIDEWAY: UNDERGROUND	105,423,090	105,423,090	0	0	0	105,423,090	0	
1.3.083.02.020.03 - CONTRACT 1252: STATIONS: UNDERGROUND	21,685,000	21,685,000	0	0	0	21,685,000	0	
1.3.083.02.040.01 - CONTRACT 1252:SITEWORK:DEMO CLEARING	2,440,000	2,440,000	0	0	0	2,440,000	0	
1.3.083.02.040.02 - CONTRACT 1252:SITEWORK:UTILITIES & RE	10,895,000	10,895,000	0	0	0	10,895,000	0	
1.3.083.02.040.03 - CONTRACT 1252:SITEWORK:HAZMAT&MITIGAT	200,000	200,000	0	0	0	200,000	0	
1.3.083.02.040.04 - CONTRACT 1252:SITEWORK:ENVIRON. MITIG	300,000	300,000	0	0	0	300,000	0	
1.3.083.02.040.06 - CONTRACT 1252:SITEWORK:PED/BIKE ACCES	50,000	50,000	0	0	0	50,000	0	
1.3.083.02.040.07 - CONTRACT 1252:SITEWORK:AUTO/BUS ACCES	1,345,000	1,345,000	0	0	0	1,345,000	0	
1.3.083.02.040.08 - CONTRACT 1252:SITEWORK:TEMP FACILITE	30,799,500	30,799,500	0	0	0	30,799,500	0	
<b>83 - GUIDEWAY TUNNELS - CONTRACT # 1252 CMODS</b>	<b>(72,762)</b>	<b>(72,762)</b>	<b>0</b>	<b>0</b>	<b>0</b>	<b>(72,762)</b>	<b>0</b>	
1.3.083.83.010.06 - CONTRACT 1252: CONTRACT MOD	112,251	112,251	0	0	0	112,251	0	
1.3.083.83.010.07 - CONTRACT 1252: CONTRACT MOD	1,810,094	1,810,094	0	0	0	1,810,094	0	
1.3.083.83.020.03 - CONTRACT 1252: CONTRACT MOD	1,004,156	1,004,156	0	0	0	1,004,156	0	
1.3.083.83.040.02 - CONTRACT 1252: CONTRACT MOD	1,035,588	1,035,588	0	0	0	1,035,588	(0)	
1.3.083.83.040.03 - CONTRACT 1252: CONTRACT MOD	453,475	453,475	0	0	0	453,475	0	
1.3.083.83.040.08 - CONTRACT 1252: CONTRACT MOD	(4,488,326)	(4,488,326)	0	0	0	(4,488,326)	0	
1.3.083.93.010.07 - CONTRACT 1252: TUNNEL ALLOC CONTING	0	0	0	0	0	0	0	
<b>CONTRACT 1300 - STATIONS, TRACKWORK AND SYSTEMS TOTAL</b>	<b>861,639,691</b>	<b>850,624,429</b>	<b>4,063,947</b>	<b>6,007,669</b>	<b>856,632,098</b>	<b>856,632,098</b>	<b>5,007,593</b>	
84 - UNION SQUARE/MARKET STREET STATION (UMS) - WORK PACKAGE 1253	294,030,590	288,068,668	701,979	(734,333)	287,334,315	287,334,315	6,696,275	
1.3.084.03.020.03 - UMS.1253: UNDERGROUND STATION	253,081,452	249,413,223	396,109	700,749	250,113,972	250,113,972	2,967,480	
1.3.084.03.020.07 - UMS.1253: ELEVATORS ESCALATOR	9,465,694	8,943,041	100,124	(61,983)	8,881,058	8,881,058	584,636	
1.3.084.03.040.01 - UMS.1253: DEMOLITION CLEARING	6,071,588	6,071,588	0	0	6,071,588	6,071,588	0	
1.3.084.03.040.02 - UMS.1253: SITE UTILITIES UTIL	4,360,395	4,360,395	0	0	4,360,395	4,360,395	0	
1.3.084.03.040.03 - UMS.1253: HAZARDOUS MATERIALS	550,000	550,000	0	(550,000)	0	0	550,000	
1.3.084.03.040.04 - UMS.1253: ENVIRONMENTAL MITIGA	244,500	244,500	0	(50,000)	194,500	194,500	50,000	
1.3.084.03.040.06 - UMS.1253: PEDESTRIAN/BIKE	18,969	16,501	0	0	16,501	16,501	2,468	
1.3.084.03.040.07 - UMS.1253: AUTOMOBILE BUS ACCE	1,158,410	1,087,451	0	(56,250)	1,031,201	1,031,201	127,209	
1.3.084.03.040.08 - UMS.1253: TEMPORARY FACILITIES	11,139,701	10,545,006	0	(650,000)	9,895,006	9,895,006	1,244,695	
1.3.084.03.050.02 - UMS.1253: TRAFFIC SIGNALS AND	4,773,076	4,773,076	0	0	4,773,076	4,773,076	0	
1.3.084.03.050.03 - UMS.1253: TRACTION POWER SUPPL	1,815,534	1,071,534	137,000	(90,000)	981,534	981,534	834,000	
1.3.084.03.050.04 - UMS.1253: TRACTION POWER DISTR	216,957	67,178	0	0	67,178	67,178	149,779	
1.3.084.03.050.05 - UMS.1253: COMMUNICATIONS	1,134,314	925,175	68,746	23,131	948,306	948,306	186,008	
<b>84 - UNION SQUARE/MARKET STREET STATION (UMS) CMODS</b>	<b>7,744,337</b>	<b>7,257,208</b>	<b>0</b>	<b>0</b>	<b>7,257,208</b>	<b>7,257,208</b>	<b>487,129</b>	
1.3.084.84.020.03 - CMOD:UMS.1253: UNDERGROUND STATION	1,832,330	1,809,040	0	0	1,809,040	1,809,040	23,290	
1.3.084.84.020.07 - CMOD:UMS.1253: ELEVATORS, ESCALATORS	490,000	90,000	0	0	90,000	90,000	400,000	
1.3.084.84.040.01 - CMOD:UMS.1253: DEMOLITION CLEARING	944,987	944,987	0	0	944,987	944,987	0	
1.3.084.84.040.02 - CMOD:UMS.1253: SITE UTILITIES UTIL	3,270,038	3,206,200	0	0	3,206,200	3,206,200	63,838	
1.3.084.84.040.03 - CMOD:UMS.1253: HAZARDOUS MATERIALS	349,730	349,730	0	0	349,730	349,730	0	
1.3.084.84.040.08 - CMOD:UMS.1253: TEMPORARY FACILITIES	809,103	809,102	0	0	809,102	809,102	1	
1.3.084.84.050.05 - UMS.1253: COMMUNICATIONS	48,149	48,149	0	0	48,149	48,149	0	
1.3.084.94.020.03 - UMS.1253: AC: ALLOC CONTING	12,255,663	12,255,663	0	0	0	0	12,255,663	



[A] Cost Account Description	[B] May 2020 Budget (YOGE)	ACTUAL COSTS					[G] VARIANCE (B - F)	COST REPORT NOTES
		[C] PRIOR MONTH Total	[D] PRIOR MONTH Monthly	[E] CURRENT Monthly	[F] CURRENT Total			
85 - CHINATOWN STATION (CTS) - WORK PACKAGE 1254	247,567,810	233,305,646	1,549,563	(2,086,407)	231,219,239	16,348,571		
1.3.085.04.010.07 - CTS.1254: GUIDEWAY: UNDERGROUND TUNNEL	76,417,579	76,417,579	0	0	76,417,579	0	0	
1.3.085.04.020.03 - CTS.1254: UNDERGROUND STATION	133,001,053	122,127,295	1,409,874	(1,498,267)	120,629,028	12,372,025		
1.3.085.04.020.07 - CTS.1254: ELEVATORS ESCALATOR	6,812,856	5,391,504	27,340	403,278	5,794,782	1,018,074		
1.3.085.04.040.01 - CTS.1254: DEMOLITION CLEARING	400,000	400,000	0	0	400,000	0		
1.3.085.04.040.02 - CTS.1254: SITE UTILITIES UTIL	6,001,718	5,225,465	0	0	5,225,465	776,253		
1.3.085.04.040.03 - CTS.1254: HAZARDOUS MATERIALS	350,000	350,000	0	(350,000)	0	350,000		
1.3.085.04.040.04 - CTS.1254: ENVIRONMENTAL MITIGA	325,665	325,665	0	(300,000)	25,665	300,000		
1.3.085.04.040.06 - CTS.1254: PEDESTRIAN/BIKE	15,000	0	0	0	0	15,000		
1.3.085.04.040.07 - CTS.1254: AUTOMOBILE BUS ACCE	225,677	130,008	0	0	130,008	95,669		
1.3.085.04.040.08 - CTS.1254: TEMPORARY FACILITIES	16,571,322	16,561,190	0	(444,868)	16,116,322	455,000		
1.3.085.04.050.02 - CTS.1254: TRAFFIC SIGNALS AND	1,599,593	1,665,255	0	0	1,665,255	(65,662)		
1.3.085.04.050.03 - CTS.1254: TRACTION POWER SUPPL	4,063,927	3,564,727	5,700	5,950	3,570,677	493,250		
1.3.085.04.050.04 - CTS.1254: TRACTION POWER DISTRIBUTION	124,481	94,490	0	0	94,490	29,991		
1.3.085.04.050.05 - CTS.1254: COMMUNICATIONS	1,658,938	1,052,467	106,649	97,500	1,149,967	508,971		
85 - CHINATOWN STATION (CTS) CMODs	52,199,817	42,257,535	0	0	42,257,535	9,942,282	71	
1.3.085.85.020.03 - CMOD:CTS.1254: UNDERGROUND STATION TROLLEY, ETC	1,201,478	1,126,478	0	0	1,126,478	75,000		
1.3.085.85.040.01 - CMOD:CTS.1254: POWER POLE	9,360,183	0	0	0	0	9,360,183		
1.3.085.85.040.02 - CMOD:CTS.1254: SITE UTILITIES UTIL	155,956	148,212	0	0	148,212	7,744		
1.3.085.85.040.03 - CMOD:CTS.1254: HAZARDOUS MATERIALS	4,022,598	3,996,251	0	0	3,996,251	26,347		
1.3.085.85.040.08 - CMOD:CTS.1254: TEMPORARY FACILITIES	3,895,399	3,895,396	0	0	3,895,396	3		
1.3.085.95.020.03 - CTS.1254: AC: ALLOC CONTING	33,564,202	33,091,198	0	0	33,091,198	473,004		
86 - YERBA BUENA MOSCONE STATION (YBM) - WORK PACKAGE 1255	(42,199,816)	0	0	0	0	(42,199,816)	72	
1.3.086.05.020.03 - YBM.1255: UNDERGROUND STATION	158,089,000	153,613,371	945,155	(549,733)	153,063,638	5,025,362		
1.3.086.05.020.07 - YBM.1255: ELEVATORS ESCALATOR	118,405,840	115,807,674	723,156	494,267	116,301,941	2,103,899		
1.3.086.05.040.01 - YBM.1255: DEMOLITION CLEARING	5,333,287	4,782,044	132,299	66,149	4,848,193	485,094		
1.3.086.05.040.02 - YBM.1255: SITE UTILITIES UTIL	657,000	657,000	0	0	657,000	0		
1.3.086.05.040.03 - YBM.1255: HAZARDOUS MATERIALS	7,163,278	7,163,276	1,000	0	7,163,276	2		
1.3.086.05.040.04 - YBM.1255: ENVIRONMENTAL MITIGA	2,629,439	2,585,249	0	(472,554)	2,112,695	516,744	73	
1.3.086.05.040.06 - YBM.1255: PEDESTRIAN/BIKE	100,000	100,000	0	(62,230)	37,770	62,230		
1.3.086.05.040.07 - YBM.1255: AUTOMOBILE BUS ACCE	16,665	1	0	0	1	16,664		
1.3.086.05.040.08 - YBM.1255: TEMPORARY FACILITIES	1,542,725	1,539,725	0	0	1,539,725	3,000		
1.3.086.05.050.02 - YBM.1255: TRAFFIC SIGNALS AND	15,564,753	15,224,566	0	(510,115)	14,714,451	850,302		
1.3.086.05.050.03 - YBM.1255: TRACTION POWER SUPPL	1,726,492	1,723,992	0	0	1,723,992	2,500		
1.3.086.05.050.05 - YBM.1255: COMMUNICATIONS	3,708,425	2,816,349	79,875	(75,000)	2,741,349	967,076		
86 - YERBA BUENA MOSCONE STATION (YBM) CMODs	1,241,096	1,213,495	8,825	9,750	1,223,245	17,851		
1.3.086.86.020.03 - CMOD:YBM.1255: UNDERGROUND STATION	4,889,959	2,817,330	0	1,599,077	4,416,407	473,552		
1.3.086.86.020.07 - CMOD:YBM.1255: ELEVATORS ESCALATOR	466,470	(1,182,064)	0	1,599,077	417,013	49,457		
1.3.086.86.040.01 - CMOD:YBM.1255: DEMOLITION CLEARING	210,055	210,055	0	0	210,055	0		
1.3.086.86.040.02 - CMOD:YBM.1255: SITE UTILITIES UTIL	266,386	259,386	0	0	259,386	7,000	73	
1.3.086.86.040.03 - CMOD:YBM.1255: HAZARDOUS MATERIALS	3,570,282	3,158,755	0	0	3,158,755	411,527		
1.3.086.86.040.04 - CMOD:YBM.1255: ENVIRONMENTAL MITIGA	150,828	150,828	0	0	150,828	0		
1.3.086.86.040.06 - CMOD:YBM.1255: PEDESTRIAN/BIKE	102,734	102,734	0	0	102,734	0		
1.3.086.86.040.08 - CMOD:YBM.1255: TEMPORARY FACILITIES	35,489	29,921	0	0	29,921	5,568		
1.3.086.96.020.03 - YBM.1255: AC: ALLOC CONTING	110,042	87,715	0	0	87,715	22,327		
87 - SURFACE TRACKWORK AND SYSTEMS - WORK PACKAGE 1256	139,989,000	120,255,450	867,250	-7,518,525	112,736,925	27,252,075		
1.3.087.09.010.02 - STS.1256: GUIDEWAY: AT-GRADE SEMI-EXCLUSIVE (ALLOWS CROSS TRAFFIC)	2,860,000	2,855,000	0	0	2,855,000	5,000		

[A] Cost Account Description	[B] May 2020 Budget (YOE)	ACTUAL COSTS					[G] VARIANCE (B - F)	COST REPORT NOTES
		[C] PRIOR MONTH Total	[D] PRIOR MONTH Monthly	[E] CURRENT Monthly	[F] CURRENT Total			
1.3.087.09.010.06 - STS.1256: GUIDEWAY: UNDERGROUND CUT & CVR	9,257,731	8,558,625	0	378,409	8,937,034	320,697		
1.3.087.09.010.07 - STS.1256: GUIDEWAY: UNDERGROUND	16,723,552	15,834,605	0	276,972	16,111,577	611,975		
1.3.087.09.010.09 - STS.1256: TRACK DIRECT FIXATION	6,761,089	6,741,658	0	(68,568)	6,673,090	88,000		
1.3.087.09.010.12 - STS.1256: TRACK: SPECIAL	4,449,637	4,449,637	0	0	4,449,637	0		
1.3.087.09.020.01 - STS.1256: AT-GRADE STATION	7,602,857	6,237,590	29,541	(73,568)	6,164,022	1,438,835		
1.3.087.09.040.02 - STS.1256: SITE UTILITIES, UTILITY RELOCA	17,464,046	14,665,379	0	0	14,665,379	2,798,667		
1.3.087.09.040.03 - STS.1256: HAZARDOUS MATERIALS	200,000	199,856	0	(199,856)	0	200,000	73	
1.3.087.09.040.04 - STS.1256: ENVIRONMENTAL MITIGATION	50,000	49,000	0	(49,000)	0	50,000	73	
1.3.087.09.040.07 - STS.1256: AUTOMOBILE BUS ACCE	2,116,925	2,116,924	0	0	2,116,924	1		
1.3.087.09.040.08 - STS.1256: TEMPORARY FACILITIES	13,896,832	13,713,506	0	0	13,713,506	183,325		
1.3.087.09.050.01 - STS.1256: TRAIN CONTROL AND SIGNALS	27,543,451	25,985,675	(182,184)	(7,382,955)	18,602,720	8,940,731		
1.3.087.09.050.02 - STS.1256: TRAFFIC SIGNALS AND	4,463,368	3,761,868	0	0	3,761,868	701,500		
1.3.087.09.050.03 - STS.1256: TRACTION POWER SUPPL	9,889,014	7,819,441	242,227	(135,842)	7,683,599	2,205,415		
1.3.087.09.050.04 - STS.1256: TRACTION POWER DISTRIBUTION	6,099,675	3,289,917	581,991	(242,818)	3,047,099	3,052,576		
1.3.087.09.050.05 - STS.1256: COMMUNICATIONS	7,996,237	3,116,388	195,675	(21,299)	3,095,089	4,901,148		
1.3.087.09.050.07 - STS.1256: CENTRAL CONTROL	2,614,586	860,381	0	0	860,381	1,754,205		
87 - SURFACE TRACKWORK AND SYSTEMS (STS) CMODS	1,382,594	3,049,221	0	15,297,610	18,346,831	(16,964,237)		
1.3.087.89.040.02 - CMOD:STS.1256: SITE UTILITIES, UTILITY RELOCA	1,482,322	1,345,796	0	0	1,345,796	136,526		
1.3.087.89.040.03 - CMOD:STS.1256: HAZARDOUS MATERIALS	18,221	18,219	0	0	18,219	2		
1.3.087.89.040.08 - CMOD:STS.1256: TEMPORARY FACILITIES	21,894,178	1,052,902	0	20,174,395	21,227,297	666,881		
1.3.087.89.050.01 - CMOD:STS.1256: TRAIN CONTROL	(17,776,769)	13,304	0	0	13,304	(17,790,073)		
1.3.087.89.050.02 - CMOD:STS.1256: TRAFFIC SIGNALS AND	242,427	220,000	0	0	220,000	22,427	75	
1.3.087.99.020.01 - STS.1256: AC: ALLOC CONTING	(14,419,304)	0	0	0	0	(14,419,304)		
88 - STATIONS CONTRACT 1300	2,435,063	1,036,075	18,393	19,440	1,055,515	1,379,548		
1.3.088.06.080.04 - CN1300 CONSTRUCTION TRAILER [68CPT5441316.CPT5441316]	80,000	0	0	0	0	80,000		
1.3.088.06.080.04 - DT-CN1300 COMMUNICATIONS INST ALL [68CPT5441317.CPT5441317]	1,430,594	354,818	0	19,440	374,258	1,056,336		
1.3.088.06.080.04 - MTA Communications - Business Liaison to support CN1300 CON[68CPT5441318.CPT5441318]	420,000	275,212	18,393	0	275,212	144,788		
1.3.088.06.080.04 - IT-CN1300 Installation [68CPT5441319.CPT5441319]	448,371	365,410	0	0	365,410	82,961		
1.3.088.06.080.04 - CN1300 Installation Maintenance [68CPT5441320.CPT5441320]	25,000	0	0	0	0	25,000		
1.3.088.06.080.04 - DT Support - Stations [68CPT5441325.CPT5441325]	31,098	40,635	0	0	40,635	(9,537)		
141 - CONSTRUCTION ADMINISTRATION	0	0	0	0	0	0		
1.3.141.97.080.04 - CONSTR.ADMIN:ALLOC CONTING	0	0	0	0	0	0	75a	
142 - LEGAL/PERMITS	2,014,204	0	0	0	0	2,014,204		
1.3.142.01.080.06 - LGL.PRMITS:LEGAL; PERMITS	2,014,204	0	0	0	0	2,014,204		
144 - STARTUP	8,300,329	0	0	0	0	8,300,329		
1.3.144.01.080.08 - SIRT: STARTUP (SFMTA Transit)	6,941,907	0	0	0	0	6,941,907		
1.3.144.97.080.08 - STRTA: AC STARTUP ALLOC CONTIN	1,358,422	0	0	0	0	1,358,422		
151 - TEMPORARY LICENSE AGREEMENT	17,000	0	0	0	0	17,000		
1.3.151.01.080.06 - TEMP.LICPORA: LICENSE.AGREEME	17,000	0	0	0	0	17,000		
170 - COMMUNICATIONS CONNECTIONS	10,599,579	1,123,913	0	0	1,123,913	9,475,666		
1.3.170.01.050.04 - COMM.CONN:COMMUNICATION CONN	5,757,629	0	0	0	0	5,757,629		
1.3.170.01.050.05 - CSP Radio Design	641,950	641,950	0	0	641,950	0		
1.3.170.01.050.05 - CSP Radio Cable	377,788	321,963	0	0	321,963	55,825		
1.3.170.01.050.05 - CSP Radio Procurement	3,822,212	160,000	0	0	160,000	3,662,212		
181 - AON RISK INSURANCE CS 163	25,119,436	25,119,206	0	0	25,119,206	230		
1.3.181.01.040.08 - AON.CS163 AON RISK INS.	25,094,436	25,094,206	0	0	25,094,206	230		
1.3.181.01.080.03 - AON.CS171 AON RISK INS. STUDY	25,000	25,000	0	0	25,000	0		
191 - FARE COLLECTION CONTRACTOR	5,400,000	152,852	0	0	152,852	5,247,148		
1.3.191.01.050.06 - FARE.CONSUM:FARE COLLECTION	5,400,000	152,852	0	0	152,852	5,247,148		

[A] Cost Account Description	[B] May 2020 Budget (YOE)	ACTUAL COSTS					[G] VARIANCE (B - F)	COST REPORT NOTES
		[C] PRIOR MONTH Total	[D] PRIOR MONTH Monthly	[E] CURRENT Monthly	[F] CURRENT Total			
192 - THALES T&S CENTRAL CONTROL	18,524,681	7,975,784	0	205,021	8,180,805	10,343,876		
1.3.192.01.050.01 - THALES T&S ATCS	487,972	106,179	0	0	106,179	381,793		
1.3.192.01.050.01 - CNI 266-2 Advanced Train Control System (ATCS) - Implementation	14,611,285	4,957,994	0	0	4,957,994	9,653,291		
1.3.192.01.050.01 - CNI 266-1 Advanced Train Control System (ATCS) - Equipment	3,425,424	2,911,610	0	205,021	3,116,632	308,792		
202 - JOC2-022.0	63,938	0	0	0	0	63,938		
1.3.202.01.040.02 - JOC2-022:15&22 POTHOLING UTILI LGHT FND5	63,938	0	0	0	0	63,938		
203 - JOC2-029.0	53,317	0	0	0	0	53,317		
1.3.203.07.040.02 - JOC0292-029; RELOCATE VAULTS-S	53,317	0	0	0	0	53,317		
302 - PG&E	1,988,173	3,874,699	0	0	3,874,699	(1,886,526)		
1.3.302.03.050.03 - PGE PERMANENT POWER UMS	(2,350,000)	0	0	0	0	(2,350,000)		
1.3.302.03.050.03 - PGE POWER FEED UMS	2,959,826	1,305,477	0	0	1,305,477	1,654,349		
1.3.302.04.050.03 - PGE PERMANENT POWER CTS	(2,350,000)	0	0	0	0	(2,350,000)		
1.3.302.04.050.03 - PGE POWER FEED CTS	2,959,826	0	0	0	0	2,959,826		
1.3.302.05.050.03 - PGE PERMANENT POWER YBM	(2,368,540)	0	0	0	0	(2,368,540)		
1.3.302.05.050.03 - PGE POWER FEED YBM	3,125,222	2,569,222	0	0	2,569,222	556,000		
1.3.302.09.050.03 - PGE POWER FEED STS	11,839	0	0	0	0	11,839		
331 - BAY AREA RAPID TRANSIT (BART)	951,356	471,063	0	0	471,063	480,293		
1.3.331.01.080.04 - CM:SFMTA LABOR-ENG SVCS-IRP/BART/SF	50,000	33,152	0	0	33,152	16,848		
1.3.331.01.080.06 - CM: BAY AREA RAPID TRANSIT (BART) [122A]	901,356	437,911	0	0	437,911	463,445		
333 - AMERICAN PUBLIC TRANSP. ASSOCIATION (APTA) CS-APTA	146,500	62,112	0	0	62,112	84,388		
1.3.333.01.080.03 - APTA-APTA - IRP [2G]	46,500	31,054	0	0	31,054	15,446		
1.3.333.01.080.03 - APTA-APTA - IRP [2C]	100,000	31,058	0	0	31,058	68,942		
334 - BART FARE COLLECTION SYSTEM	700,000	475,136	0	0	475,136	224,864		
1.3.334.01.050.06 - BART BART FARE COLLECTION EQP	700,000	475,136	0	0	475,136	224,864		
401 - ECONOMIC AND WORKFORCE DEVELOPMENT (EWD)	17,600	17,600	0	0	17,600	0		
1.3.401.01.080.04 - EWD: MAYORS OFFICE ECON DEV	17,600	17,600	0	0	17,600	0		
402 - DEPARTMENT OF TECHNOLOGY	242,371	250,534	0	0	250,534	(8,163)		
1.3.402.07.050.04 - DT: IUTL: COMM. CONNECTIONS	166,756	179,179	0	0	179,179	(12,423)		
1.3.402.08.050.04 - DT: IUTL: COMM. CONNECTIONS	75,615	71,354	0	0	71,354	4,261		
404 - DEPARTMENT OF BUILDING INSPECTION (DBI)	1,204,081	1,204,081	0	0	1,204,081	0		
1.3.404.01.080.06 - DPT OF BUILDING INSPECTION	1,204,081	1,204,081	0	0	1,204,081	0		
491 - FORM B - REIMBURSEMENT	(12,227,954)	0	0	0	0	(12,227,954)		
1.3.491.02.040.02 - FORMB - CONTRACT 1252 UTILITY REIMBUR	(254,050)	0	0	0	0	(254,050)	76	
1.3.491.03.040.02 - FORMB - UMS: CONTRACT 1300 UTILITY REIMBURSEMENT	(528,370)	0	0	0	0	(528,370)	77	
1.3.491.04.040.02 - FORMB - CTS: CONTRACT 1300 UTILITY REIMBURSEMENT	(451,703)	0	0	0	0	(451,703)	78	
1.3.491.05.040.02 - FORMB - YBM: CONTRACT 1300 UTILITY REIMBURSEMENT	(100,000)	0	0	0	0	(100,000)	79	
1.3.491.06.040.02 - FORMB - CONTRACT 1300 UTILITY REIMBUR	0	0	0	0	0	0	80	
1.3.491.07.040.02 - FORMB - CONTRACT 1250 UTILITY REIMBUR	(2,275,419)	0	0	0	0	(2,275,419)	81	
1.3.491.08.040.02 - FORMB - CONTRACT 1251 UTILITY REIMBUR	(7,618,412)	0	0	0	0	(7,618,412)	82	
1.3.491.09.040.02 - FORMB - STS: CONTRACT 1300 UTILITY REIMBURSEMENT	(1,000,000)	0	0	0	0	(1,000,000)	83	
<b>TOTAL CONSTRUCTION PHASE</b>	<b>1,360,858,865</b>	<b>1,322,879,703</b>	<b>7,611,721</b>	<b>8,867,543</b>	<b>1,331,747,247</b>	<b>29,111,618</b>		
1.4.091.01.070.01 - LRVS: LIGHT RAIL VEHICLES RFP [34B]	1,324,123	1,319,773	0	0	1,319,773	4,350		
1.4.091.01.070.01 - LRVS: LIGHT RAIL VEHICLES PROJECT MGT [68E]	828,009	828,009	0	0	828,009	0		
1.4.091.01.070.01 - LRVS: LRV PROCUREMENT ODC	25,000	0	0	0	0	25,000		
1.4.091.01.070.01 - LRVS: LRV PROCUREMENT	14,622,868	9,781,465	0	0	9,781,465	4,841,403		
1.4.091.97.070.01 - LRVA: AC: VEHICLES ALLOC CONTI	0	0	0	0	0	0	26	
<b>TOTAL VEHICLES</b>	<b>16,800,000</b>	<b>11,929,247</b>	<b>0</b>	<b>0</b>	<b>11,929,247</b>	<b>4,870,753</b>		
1.5.015.01.060.01 - RE: EASEMENT ACQUISIT	400,000	322,939	0	0	322,939	77,061		



[A] Cost Account Description	[B] May 2020 Budget (YOE)	ACTUAL COSTS					[F] CURRENT Total	[G] VARIANCE (B - F)	COST REPORT NOTES
		[C] PRIOR MONTH Total	[D] PRIOR MONTH Monthly	[E] CURRENT Monthly	[F] CURRENT Total	[G] VARIANCE (B - F)			
1.5.015.01.060.01 - RE: REAL EST SITE ACQ	15,955,138	14,224,616	0	0	0	14,224,616	1,730,522		
1.5.015.01.060.01 - RE: REAL ESTATE	766,272	766,272	0	0	0	766,272	0		
1.5.015.01.060.01 - RE: REC & PARK MOU	6,987,624	6,987,624	0	0	0	6,987,624	0		
1.5.015.01.060.01 - RE: DEPT OF TRANSPOR	2,686,000	2,686,000	0	0	0	2,686,000	0		
1.5.015.01.060.01 - RE: LICENSES FEES	400,000	381,311	0	0	0	381,311	18,689		
1.5.023.01.060.01 - ATTY:REAL ES	2,764,872	2,764,872	0	0	0	2,764,872	0		
1.5.101.01.060.02 - RES RELO: RELOCATION COST	1,275,200	1,289,701	0	0	0	1,289,701	(14,501)		
1.5.102.01.060.02 - COMM.RELO-RELOC COMMERCIAL	905,311	1,119,729	0	0	0	1,119,729	(214,418)		
<b>TOTAL ROW, LAND, EXISTING IMPROVEMENTS</b>	<b>32,140,418</b>	<b>30,543,065</b>	<b>0</b>	<b>0</b>	<b>0</b>	<b>30,543,065</b>	<b>1,597,353</b>		
<b>90 - CONTINGENCY</b>									
1.7.500.91.090.00 - UNALLOCATED CONTINGENCY	(34,852,324)	0	0	0	0	0	(34,852,324)		
TOTAL ALLOCATED CONTINGENCY	6,882,669						6,882,669	84	
	(41,734,993)						(41,734,993)		
<b>TOTAL PROJECT COST</b>	<b>1,578,300,000</b>	<b>1,525,846,545</b>	<b>7,611,721</b>	<b>8,867,543</b>	<b>1,534,714,088</b>	<b>43,585,911</b>			

Connecting people. Connecting communities.

7.1 Program Project Budget	
1	The Central Subway Project (CSP) ( SFMTA Capital Program CPT 544 ) is defined in the FTA-SFMTA October 2012 Full Funding Grant Agreement with a budget of \$1.578 billion.
2	The TBM Retrieval Shaft Relocation (SFMTA Capital Program CPT 690) is one of four capital projects that is related to CSP. These projects are reported for background information as needed outside of the main body of the Project Monthly Progress Report.
3	The Chinatown Plaza (CPT 718) is for Chinatown Station enhancement capital project. The project has funding outside of the Central Subway Project. The construction is carried out in Contract 1300 Contract Modifications.
4	CPT 665 is a Real Estate project to relocation in compliance with California regulations for business relocations but outside of the Central Subway Project as defined by the FTA FFGA.
5	CPT 705 is an SFMTA capital improvement between the Agency and community stakeholders outside of the Central Subway Project.
6	Utility company reimbursements (Form B) result in funds received for work carried out on behalf of utilities concurrent to CSP work to achieve efficiencies.
7	PG&E Power Feed reimbursement funds are the refunds from PG&E when completion of Stations construction and switch to permanent power.
8	BART Elevator funds are reimbursements for work carried out on behalf of BART to install BART Powell Street Station elevator.
9	The Tutor Perini - CAD Files funds are the result of payments by the contractor for project documentation not included in the contract.
10	SFPUC Sewer Main funds are reimbursements for work carried out on behalf of San Francisco PUC (includes 10% construction contingency).
11	Traffic Effectiveness Project funded Contract Modification #40 for Culvert, Street & Sidewalk Restoration in North Beach are reimbursements for work carried out in Contract 1252 on behalf of SFMTA SSD.
12	SFPUC 24" Water Main funds are reimbursements for work carried out in Contract 1252 Contract Modification #41 on behalf of San Francisco PUC (includes construction management cost).
13	SFPUC North Beach 24" Water Main Additional Work funds are reimbursements for work carried out in Contract 1252 Contract Modification #48 on behalf of San Francisco PUC (includes construction management cost).
14	CN1300 Contract Modification #6 is funded by Chinatown Plaza (CPT 718) project.
15	Traffic Effectiveness Project funded Contract Modification #51 for support for North Beach Restoration, OCS and Streetlighting which are reimbursements for work carried out in Contract 1252.
16	Public Works' funds are for reimbursements for work carried out on behalf of Public Works MOU for Water Line above YBM Station.
17	SFWD funded Contract Modification #60 for 8' water line at the intersection of Fourth and Jessie Street which are reimbursements for work carried out in Contract 1252.
17a	The Chinatown Plaza (CPT 718) is used for Chinatown Station enhancement. The project has funding outside of the Central Subway Project. The construction is carried out in Contract 1300 Contract Modifications. CMOD#123 is being partially funded by CPT718 funding.

7.4 Contingency Management Trend Report	
18	In Oct 2014 Report, updated Contract 1250 contract cost to segregate contract amount and contract modification amount. Note that September 2013 Supplemental Authorized Contingency "column f" did not include completed contract.
19	In Oct 2014 Report, updated Contract 1251 contract cost to segregate contract amount and contract modification amount. Note that September 2013 Supplemental Authorized Contingency "column f" did not include completed contract.
20	Contract 1252 Original Contract Value "column a" and Original Contingency "column f" did not match September 2013 Supplemental due to Supplemental were used the revised value to reflect Contract Modifications #3-#18. Reduced Contract 1252 contingency to reflect CMod #20 for retrieval shaft relocation cost \$5.15M funded by CPT690, CMod #40 for Culvert, Street & Sidewalk Restoration cost \$694,651 funded by Traffic Effectiveness Project (TEP), and CMod #41 for install 24" Water Main in North Beach cost \$328,860 funded by SFPUC. In August 2015 report, release \$15M CN1252 Tunnel assigned contingency to program unallocated contingency. In March 2106 report, reduced Contract 1252 contingency by \$377,435 cost to reflect certification of five CMODS. CMod#49, #52 and #53 total \$221,967 are funded by CPS. CMod#51 Support for North Beach Restoration, OCS and Streetlighting cost of \$155,468 is being funded by TEP. Released \$155,468 CN1252 allocated contingency to program's unallocated contingency. In May 2016 report, reduced Contract 1252 contingency by \$185,913 cost to reflect certification of two CMODS. In July 2016 report, increased Contract 1252 contingency by \$15,259 cost to reflect certification of one CMOD. In October 2016 report, increased Contract 1252 contingency by \$319,658 to reflect certification of three credit CMODS. In March 2018 report, increased Contract 1252 contingency by \$131,715 cost to reflect certification of two CMODS.
21	BART Elevator scope and SFPUC Sewer Main scope is in Contract 1300; effort will be funded by BART. In January 2015 Report, corrected Station Contract value to match awarded amount. In March 2019, \$18,036,709 was taken out of original contract of \$879,676,400 due to ATCS no longer being done by Tutor hence new revised budget of \$861,639,691. In August 2019, used new methodology to report on the potential changes to our contract cost. See backup via SCC codes. The budget number in cell m14 has also been updated to reflect the true cost.
22	In March 2016 Report, lowered Contract 1300 Stations CTS contingency by \$75,000 because Contract Modification #6 was funded by Project CPT718. In Nov 2016 report, reversed moving contingency.
23	In December 2017 Report, \$1,060,000 Job Readiness Budget is shown as an approved change in Column "b". In March 2019 report, \$18,036,709 taken out of Tutor contract (STS package) and put into unallocated contingency. We then used the same amount from unallocated contingency, \$18,036,709 and moved to its own line for the ATCS (advanced train control system) contract. As of March 2019, Tutor has not given us credit for the \$18,036,709 that is still sitting on the STS AL-14 bid item. That bid item should not be \$25M but instead be \$7,054,078 to reflect amount we have previously paid out. We will continue to monitor the STS-AL bid item to make sure Tutor corrects the amount. In August 2019, we are showing the \$4,841,950 from unallocated program contingency being moved to SCC 50 Systems category.



24	In December 2017 Report, there is a change in Column "f" and Column "h" to reflect reporting to include CN1250 and CN1251. Prior to this, Column "f" and Column "h" reporting excluded CN1250 and CN1251.
25	In April 2015 report, real estate budget stated in RAMP Rev5 is \$36.7M, including \$1M contingency. The cost workbook ROW & contingency budget reflects this with \$36,511,799 and \$1,000,000 respectively. Revised cost book ROW budget & contingency to be \$37,511,799. The \$4,265,478 Caltrans lease savings is allocated to ROW allocated contingency. In February 2017, released \$5,265,478 from completed phase Real Estate assigned contingency to program unallocated contingency.
26	In Dec 2014 Report, redistributed LRV budget to reflect recent firm bid cost per vehicle (\$3,327,250/unit) from vehicle procurement contract award. (SFMTA Board meeting 15JUL14, calendar item #11). Vehicle line item total budget remains unchanged, redistributed fund by reducing base amount to \$13,309,000, column "c" and increased allocated contingency column "h", by same amount. In Dec 2018 Report, increased LRV budget by \$3,491,000 to reflect final costs of vehicles (\$4,200,000/unit) for vehicle procurement contract to \$16,800,000. Reduced LRV contract and transferred the \$9,585,653 from LRV contingency to unprogrammed contingency.
26a	In July 2018 Report, increased SCC 80 Professional Services category budget by \$2,263,498 due to additional costs related to CN1300 stations; cost was transferred from program unallocated contingency. In August 2019 report, we are realigned and adjusted the allocated contingency for Professional Services and moved to approved changes column.
27	In Oct 2014 Report, made two corrections: i) revised Professional Services, Original Contract Value "column a" from \$310,518,041 to \$310,618,041, ii) revised Original Cogency. "column f" unallocated contingency from \$3,883,481 to \$3,845,945. In April 2015 report, used \$500K program contingency for CS-175 Bayland Soil Process contract. In August 2015 Report, added \$15M from Contract 1252. In March 2016 Report, the \$155,468 costs funded by other project offset credits added to program's unallocated contingency. In August 2016 Report, used \$15M to UMS contingency and \$5M to CTS contingency. In February 2017, increased \$5,265,478 from real estate contingency to program unallocated contingency and used \$1M for CN1300 Job Readiness Program contract. In July 2018 report, used \$2,263,498 to increase SCC 80 Professional Services category regarding matters related to stations from program unallocated contingency. In August 2019 report, used \$4,841,950 to increase SCC 50 Systems category regarding matters related to CSP Radio from program unallocated contingency.
28	The total Central Subway Project budget of \$1.578 billion, based on the October 2012 FFGA with the FTA, is the primary MPR report reference.
29	Estimate at Completion is shown at Column "e".
30	Estimate at Completion vs. Budget variance is shown at Column "k".
<b>7.5 Contract Modification/Trend Log - Contract 1300 Stations</b>	
31	Reported all trend cost for Contractor Change Order Requests and Proposed Contract Change and applied probability to forecasted trends. In April 2016 Report, reviewed probability formula and adjusted cost. In May 2017, updated probability formula and adjusted cost.

<b>7.6 Budget Revisions: Report Sorted by Construction Packages</b>	
32	In Dec 2014 Report, reduced CN1252 allocated contingency by \$28K to execute Contract Modification #46, see Report 7.5 Detail Contingency Usage Report. In August 2015 report, release \$15M CN1252 Tunnel assigned contingency to program unallocated contingency. In March 2016 report, five contract modifications certified totaling \$377,435 of which \$155,468 is using another source of funding. Released \$155,648 from CN1252 Tunnel assigned contingency to program unallocated contingency. In May 2016 Report, reduced CN1252 allocated contingency by \$186K to execute Contract Modification #54 and #55, see Report 7.5 Detail Contingency Usage Report. In October 2016 Report, increased CN1252 allocated contingency by \$319,658 to execute three contract modifications (#57, #58 and #59), see Report 7.5 Detail Contingency Usage Report. In March 2018 Report, increased CN1252 allocated contingency by \$131,715 to execute two contract modifications (#61 and #62), see Report 7.5 Detail Contingency Usage Report. In December 2018 Report, released CN1252 allocated contingency of \$966,431 to program unallocated contingency.
33	In February 2017 report, initiated budget from program unallocated contingencies for CN1300 Job Readiness Program. CN1300 Job Readiness Program budget was part of CN1300 base value, a deduction contract modification will lower CN1300 contract value.
34	In April 2015, initiated budget from program unallocated contingencies for CS-175 Bayland Soil Process contract, refer to Note 20.
34a	In March 2019, initiated transfer due to budget being withdrawn from Tutor contract (STS package) to fund the Advanced Train Control System contract amount of \$18,036,709. CN1266-2 Advanced Train Control System (ATCS) Implementation for \$14,611,285 and CN1266-1 Advanced Train Control System (ATCS) Equipment for \$3,425,424.
34b	In December 2018, initiated budget from program unallocated contingencies for AON Risk Insurance, refer to Note 20.
35	In February 2017, released completed phase real estate assigned contingency \$5,265,478 to program unallocated contingency.
36	In Dec 2014 Report, redistributed LRV budget to reflect recent firm bid cost per vehicle (\$3,327,250/unit) from vehicle procurement contract award. (SFMTA Board meeting 15JUL14, calendar item #11). Vehicle line item total budget remains unchanged, redistributed fund by reducing base amount to \$13,309,000 and increased allocated contingency by same amount. In December 2018 Report, adjusted budget from \$13,309,000 to \$16,800,000 from allocated contingency. Took the remaining allocated contingency of \$9,585,653 and moved it to program unallocated contingency.
36a	In August 2019 Report, utilized the contingency of \$16,862,657 from 80.03 Project Management budget and 80.04 Construction Management budget and redistributed funds to align with AECOM budget to reflect true costs plus additional \$12,000,000 in 2019 annual work plan.

In October 2016 report, 1252 program contingency increased by \$319,658 due to execution of three contract modifications as credit offsets. In November 2016 report, took away \$75,000 funding from program's unallocated contingency and moved to CTS allocated contingency. In February 2017 report, initiated budget from program unallocated contingencies for CN1300 Job Readiness Program. CN1300 Job Readiness Program budget was part of CN1300 base value, a deduction contract modification will lower CN1300 contract value. Also released \$5,265,478 assigned real estate contingency to program unallocated contingency. In June 2017, initiated budget from Contract 1251's contract value (true final administrative close out cost) to program unallocated contingency, a deduction contract modification that lowered CN1251's contract value by \$125,501. In March 2018 report, 1252 program contingency increased by \$131,715 due to execution of two contract modifications as credit offsets. In July 2018, increased SCC category Professional Services in 80.04 Construction Management by \$2,263,498 by reducing program unallocated contingency. In August 2019, increased SCC category Other Construction in 50.05 CSP Radio by \$4,841,950 by reducing program unallocated contingency.

37

In April 2015 report, program contingency decreased by \$500,000. In August 2015 report, release \$15M CN1252 Tunnel assigned contingency to program unallocated contingency. In March 2016 report, released \$155,468 from Contract 1252 Tunnel assigned contingency and \$75,000 from Contract 1300 Stations assigned contingency totaling \$230,956. In August 2016, released a total of \$20M unassigned contingency to assigned contingency; \$15M to CN1300 UMS station and \$5M to CTS station. In February 2017 report, initiated budget from program unallocated contingencies for CN1300 Job Readiness Program. CN1300 Job Readiness Program budget was part of CN1300 base value, a deduction contract modification will lower CN1300 contract value. Also released \$5,265,478 assigned real estate contingency to program unallocated contingency. In July 2017, increased program unallocated contingency by \$125,501 due to CN1251's revised contract value. In July 2018, reduced program unallocated contingency by \$2,263,498 to fund additional costs for SCC category Professional Services in 80.04 Construction Management. In December 2018, reallocated CN1252 budget of 2,402,247 (due to closeout cmod reduction of 1,435,816 and contingency release of 966,430) and LRV budget contingency of 9,585,653 and released a total of 11,987,900 to unprogrammed contingency. In August 2019, reduced program contingency by \$4,841,950 to fund additional costs for SCC category Other Construction in 50.05 to fund CSP Radio related services.

38

**7.7 Budget Expenditures by SCC Codes**

In March 2017, added new columns for "Supplemental 2013 Budget" and "Remaining Budget". In April, added new column for "Contingency". In May 2017, added new column for "Report Note". In May 2017, breakdown the combined SCC codes 10 to 50 into individual row for 10, 20, 40, 50 categories. Assigned SCC code to all CN1300 potential changes. Contract 1300 Station assigned contingency SCC are 20.01 and 20.03. The budget transfer is using assigned contingency to process contract modifications. In June 2017, adjusted and realigned SCC codes. In July 2018, the budget transfer is using SCC 90 program unallocated contingency to process an increase in budget for category SCC 80.03-90.04 PM For Design & Construction. In March 2019, added \$18,036,709 from taking out the ATCS from Tutor contract. The budget transfer was used to create a stand alone line for ATCS work in 50.01 under Thales.

39

**7.9 Detail Monthly Expenditure Report  
 Phase 1 Preliminary Engineering**

**In February 2017, line item budget was adjusted to line-up expenditures.**  
 Famis cost for Preliminary Engineering (PE) is \$48,210,903.71. Cost Report for Preliminary Engineering (PE) is \$46,542,060. Some Design cost reported in Famis were moved to Design Phase.

40



<b>Phase 2 Design Phase</b>	
41	Famis cost adjustment to transfer Project Management cost from July 2013 to Phase 3 Construction Phase.
42	Famis Phase 1 PE Index Code: 357906.CPT544112 cost is \$10,222,939 \$8,949,300 is reported in Cost Report Phase 1 PE and the balance of \$1,273,639 is reported in Phase 2 Design.
	1.2.021.01.080.03 - FD:CTYCO-ARTS COMMISSION [357909ART001.CPT5441227]: FAMIS: \$1,425,167 Cost Report: \$1,425,167 cost is reported in Phase 2 Design, 1.2.021.01.080.03 Cost Transfer: Remaining cost is reported in Phase 3 Construction, 1.3.021.01.080.03 - ARTS:CTYCO-ARTS COMMISSION [357909ART001.CPT5441227]
43	In December 2016 Report, Central Subway Project has re-activated CSA Audit Work Order to perform overhead audit for three consultant forms.
	1.2.055.01.080.02 - FD:ODCs - 651 BRANNAN STREET [35CPT5441241.CPT5441241]: FAMIS: \$2,294,910 Cost Report: \$2,294,910 1.2.055.01.080.02 Cost Transfer: Future costs to be allocated to 1.3.055.01.080.02 - FD:ODCs - 651 BRANNAN STREET [35CPT5441241.CPT5441241]
45	1.2.063.01.080.03 - AECOM.CS149 OM-EPC JV CS149-PM [68CPT544133D.CPT544133D]: FAMIS: \$4,698,167 Cost Report: \$4,698,167 on 1.2.063.01.080.03 Cost Transfer: Future costs to 1.3.063.01.080.03 - AECOM.CS149 OM-EPC JV CS149-PM [68CPT544133D.CPT544133D]
46	AVA Cost \$395,204 is reported in Phase 2 Final Design 1.2.066.01.080.03
47	In January 2017 Report, remove variance amount of (\$920,555) that was incorrectly reported in August 2016.
	1.2.071.01.080.02 - FD:FINAL DESIGN-DP1 [35CPT5441232.CPT5441232]: FAMIS: \$5,608,147 Cost Report: \$5,469,336 Cost Transfer: \$138,811 to 1.3.071.01.080.04 - FD:FINAL DESIGN-DP1 [35CPT5441232.CPT5441232]
49	1.2.072.01.080.02 - FD:FINAL DESIGN-DP2 [35CPT5441233.CPT5441233]: FAMIS: \$26,268,511 COST REPORT: \$26,220,609 COST TRANSFER: \$47,902 to 1.3.072.01.080.04 - FD:FINAL DESIGN-DP2 [35CPT5441233.CPT5441233]
50	1.2.073.01.080.02 - FD:FINAL DESIGN-DP3 [35CPT5441236.CPT5441236]: FAMIS: \$11,502,372 COST REPORT: \$11,432,312 COST TRANSFER: \$70,060 to 1.3.073.01.080.04 - CM: DP3 [35CPT5441236.CPT5441236]
51	
<b>Phase 3 Construction Phase</b>	
	1.3.021.01.080.03 - ARTS:CTYCO-ARTS COMMISSION [357909ART001.CPT5441227]: FAMIS: \$1,525,982 Cost Report: \$1,425,167 1.2.021.01.080.03 Cost Transfer: any future costs to 1.3.021.01.080.03
52	

53	In January 2017 Report, revised SCC Code from 1.2.032.02.080.02 -1424J-BOE LABOR [PWE1X5MPFUNA.CPT544112B112] to 1.3.032.06.080.04 to correct incorrect SCC assignment for DPW support to construction phase.
54	In January 2017 Report, revised SCC Code from 1.2.032.02.080.02 -1424J-BOE LABOR [PWE1X5MPFUNA.CPT544112C112] to 1.3.032.06.080.04 to correct incorrect SCC assignment for DPW support to construction phase.
55	In January 2017 Report, revised SCC Code from 1.2.032.02.080.02 -1424J-BOE LABOR [PWE1X5MPFUNA.CPT544112D112] to 1.3.032.06.080.04 to correct incorrect SCC assignment for DPW support to construction phase.
56	In January 2017 Report, revised SCC Code from 1.2.032.02.080.02 -1424J-BOE LABOR [PWE1X5MPFUNA.CPT544112E112] to 1.3.032.06.080.04 to correct incorrect SCC assignment for DPW support to construction phase.
57	In January 2017 Report, revised SCC Code from 1.2.032.02.080.02 -1424J-BOE LABOR [PWE1X5MPFUNA.CPT544112F112] to 1.3.032.06.080.04 to correct incorrect SCC assignment for DPW support to construction phase.
58	In January 2017 Report, revised SCC Code from 1.2.032.02.080.02 -1424J-BOE LABOR [PWE1X5MPFUNA.CPT544112G112] to 1.3.032.06.080.04 to correct incorrect SCC assignment for DPW support to construction phase.
59	1.3.055.01.080.02 - FD:ODCs - 651 BRANNAN STREET [35CPT5441241.CPT5441241]: FAMIS: \$2,294,910 Cost Report: \$2,294,910 1.2.055.01.080.02 - FD:ODCs - 651 BRANNAN STREET [35CPT5441241.CPT5441241] Cost Transfer: Future costs to be allocated to 1.3.055.01.080.02
60	1.3.063.01.080.03 - AECOM:CS149 OM-EPC JV CS149-PM [68CPT544133D.CPT544133D]: FAMIS: \$4,698,167 Cost Report: \$4,698,167 on 1.2.063.01.080.03 Cost Transfer: Future costs to 1.3.063.01.080.03 - AECOM:CS149 OM-EPC JV CS149-PM [68CPT544133D.CPT544133D]
61	In February 2017, transferred \$1,060,000 from programs unallocated contingency to initiate CN1300 JOB READINESS contracts, (cost account code 1.3.064.06.040.08). A deductive Construction Modification to CN1300 will process.
62	Used \$500K program contingency for CS-175 Bayland Soil Process contract. Refer to Report Notes #20. 1.3.071.01.080.04 - FD:FINAL DESIGN-DP1 [35CPT5441232.CPT5441232]: FAMIS: \$5,608,147 Cost Report: \$5,469,336
63	Cost Transfer: \$138,811 to 1.3.071.01.080.04 - FD:FINAL DESIGN-DP1 [35CPT5441232.CPT5441232] 1.3.072.01.080.04 - FD:FINAL DESIGN-DP2 [35CPT5441233.CPT5441233]: FAMIS: \$26,268,511 COST REPORT: \$26,220,609
64	COST TRANSFER: \$47,902 to 1.3.072.01.080.04 - FD:FINAL DESIGN-DP2 [35CPT5441233.CPT5441233] Contract 1251 Final cost is \$20,794,582.
65	

66	In March 2016, July 2016 and October 2016, contract 1252 modifications budget and actuals have been realigned and adjusted to reflect actuals costs.
67	In March 2016, July 2016 and October 2016, contract 1252 modifications budget and actuals have been realigned and adjusted to reflect actuals costs.
68	Revised Contract 1252 allocated contingency SCC code from 040.08 to 010.07.
69	In July 2015 Report, used Contract 1300 Contractor schedule to report budget and actual cost. The Standard Cost Categories (SCC) allocation changed from previous reports. In August 2015 Report, adjusted some of Contract 1300 Contractor SCC assignment to match most of previous SCC assignment. In March 2016, \$75,000 Cmod#6 subtracted from CN1300 Stations contingency (using CPT718 funding) and transferred to Program contingency; this lead to the total CN1300 Station budget being lowered.
70	Revised Contract 1300/UJMS allocated contingency SCC code from 040.08 to 020.03.
71	In March 2016 Report, reduced Contract 1252 contingency by \$377,435 cost to reflect certification of five CMODS.
72	Revised Contract 1300/CTS allocated contingency SCC code from 040.08 to 020.03.
73	Negative Current or Prior Monthly expenditure is due to replenish allowance expenses by approved Contract Modifications.
74	Revised Contract 1300/YBM allocated contingency SCC code from 040.08 to 020.03.
75	Revised Contract 1300/STS allocated contingency SCC code from 040.08 to 020.01.
75a	In August 2019 Report, reallocated and aligned SCC 80 Professional Services category budget by \$2,956,812 due to additional costs; cost was transferred from construction management allocated contingency.
76	Revised Form B Reimbursements SCC code from 900.01 to 040.02
77	Revised Form B Reimbursements SCC code from 900.01 to 040.02
78	Revised Form B Reimbursements SCC code from 900.01 to 040.02
79	Revised Form B Reimbursements SCC code from 900.01 to 040.02
80	Revised Form B Reimbursements SCC code from 900.01 to 040.02
81	Revised Form B Reimbursements SCC code from 900.01 to 040.02
82	Revised Form B Reimbursements SCC code from 900.01 to 040.02
83	Revised Form B Reimbursements SCC code from 900.01 to 040.02
84	Increase Program contingency \$1,023,508. Refer to Report Notes #11 and #12. In April 2015 report, program contingency decreased by \$500,000. Refer to Report Notes #20. In August 2015 report, release \$15M CN1252 Tunnel assigned contingency to program unallocated contingency. In March 2016 report, program unallocated contingency increased by \$230,468. In August 2016, released \$20M to CN1300 Construction assigned contingency from program unallocated contingency. In February 2017, used \$1,060,000 for CN1300 Job Readiness Program from unallocated contingency, refer to Note 30. Also, released \$5,265,478 assigned real estate contingency to program unallocated contingency, refer to Note 27. In July 2018 report, used \$2,263,498 to fund SCC 80 Professional Services category regarding matters related to stations from program unallocated contingency. In December 2018, moved \$11,987,900 from CN1252 and LRV contingency to program unallocated contingency. In March 2019, added \$18,036,709 from taking out the ATCS from Tutor contract. The budget transfer was used to create a stand alone line for ATCS work in 50.01 under Thales. In August 2019, used \$4,841,950 from program unallocated contingency to create CSP Radio Design, CSP Radio Cable, and CSP Radio Procurement in SCC 50 Systems category. Waiting for a contract modification to readjust the borrowed contingency from unprogrammed contingency.



*Appendix B*

**DETAIL SCHEDULE REPORTS**

## **SCHEDULE HIGHLIGHTS**

The Master Project Schedule (MPS) below includes progress through May 2020. The May 2020 Schedule Update submittal from Contract 1300 Contractor was not submitted as the CN1300 Contractor has not provided the updated corrections to their June 2017, through July 2018 Schedule Updates. The Contract 1300 schedule represented in this report is based on the SFMTA May 2020 Schedule Update.

The MPS shows a forecast Revenue Service Date of December 2021 based on a revised assessment of the overall schedule and the current project conditions. The project continues to evaluate this date with potential impact from COVID 19. The schedule team is assessing the risk with this issue and identifying potential mitigation to reduce the risk to the overall schedule. The Contractor is notifying the City that potential delay may occurred due to the social distancing requirement which is impacting production rates.

Currently we are experiencing day-to-day delays caused by TPC's electrical work in the tunnel impacted by lack of resources and extended approvals of contract modifications related to Radio and Train Control Systems. These issues have impacted TPC's Substantial Completion date. TPC and SFTMA are working to reach scope and cost agreements for these contract modifications as TPC refuses to commence work without an approved Contract Modification. The controlling critical (longest) path of the MPS runs through the electrical activities within the tunnel which are impacting the TPC's Startup and Testing and subsequently the rail activation process. The latest schedule shows the longest path running through the Surface, Tracks and Systems (STS).

SFMTA continues to meet with Contractor to discuss all schedule concerns and comments. TPC has not been able to correctly staff the project which could potentially delay the project. In order to achieve the Baseline work productivity, TPC needs to increase the number of crews assigned to electrical work, allowing concurrent work within the tunnel and stations in order to make this completion date possible. It also requires that the front end portion of ATCS Startup and Testing is performed concurrently with TPC's Startup and Testing followed by ATCS software testing in coordination with SFMTA Operations.

Contract 1300 Contractor submitted fifty-four (54) Schedule Updates from December 2014 to July 2019. SFMTA rejected twenty-eight (28) Schedule Updates from January 2016 to April 2016 and June 2016 to July 2018 due to multiple and repetitive issues that vary from incorrect working sequences to unrealistic forecasted completion dates to artificially steering the schedule longest path through certain portions of the project. SFMTA approved as noted December 2014 through December 2015, and May 2016 Schedule Updates. Contractor has been directed to provide a Revised Schedule as required by the overall settlement agreement to maintain the forecasted project completion.

### **Contract 1300 - WP1253 UMS / WP1254R CTS / WP1255 YBM / WP1256 STS:**

The Contractor, Tutor Perini Corporation's (TPC) baseline schedule is incorporated into the master program schedule. The preliminary SFMTA Contract 1300 May 2020 schedule is used within the May Report. The SFMTA Contract 1300 May 2020 schedule is based on the approved baseline schedule logic with adjustments made as mentioned above. The SFMTA will continue to use the SFMTA Contract 1300 schedule update as a forecasting tool going forward until the Contract 1300 Contractor submits an acceptable schedule that addresses all SFMTA's scheduling concerns.

**Work Package P-1254R (CTS) has performed the following work this month:**

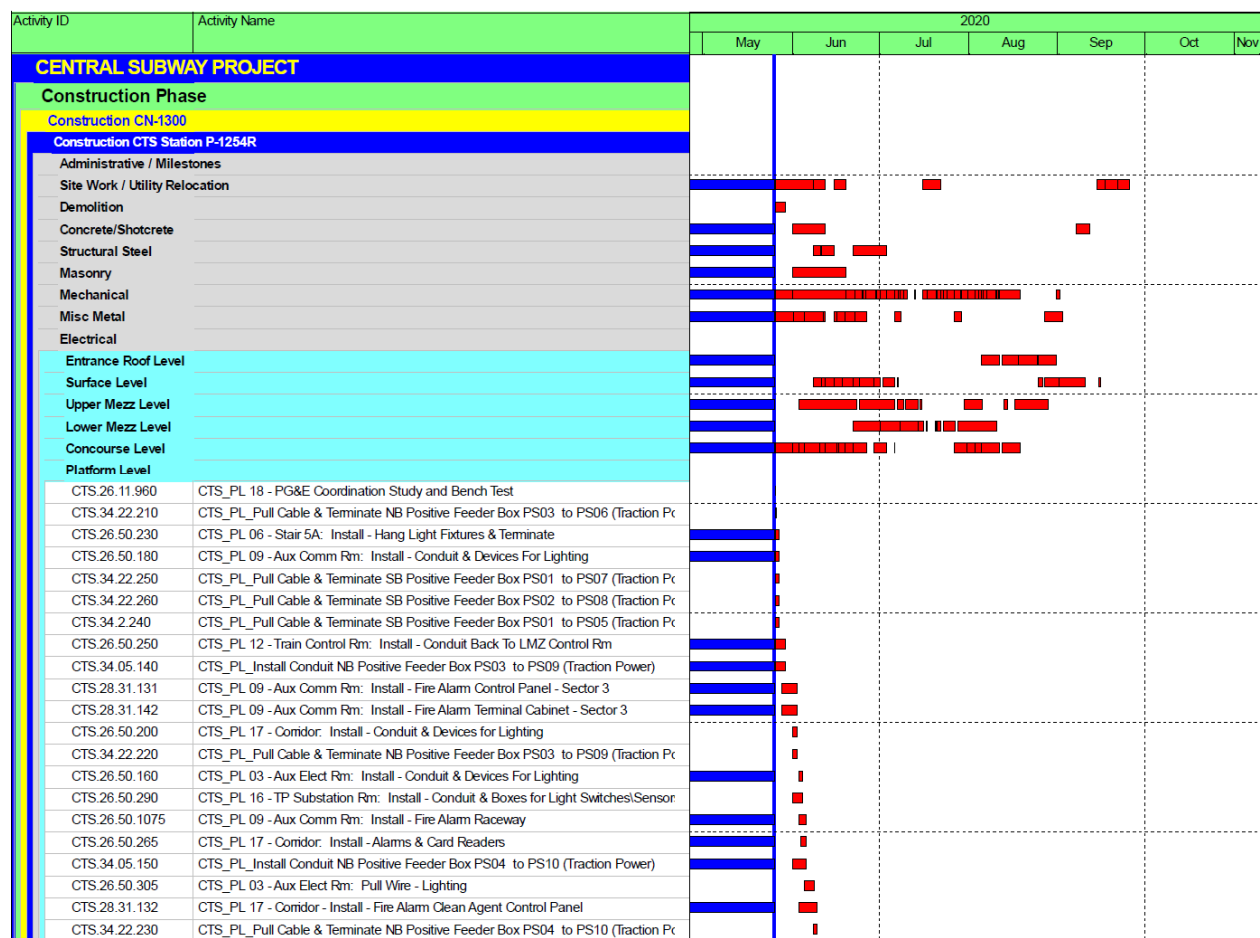
- Completed installing Stair 5A
- Continued installing Stair 5, 6, and 7
- Completed installing electrical panels at Equipment Room at Underplatform level
- Continued pulling service wires at Equipment Room at Underplatform level
- Continued installing overhead conduit at Traction Power rooms at Headhouse Platform level
- Continued pulling service wires at Main Electrical and Traction Power rooms at Headhouse Platform level
- Continued constructing structural steel for Elevators 1 & 2 at Platform and Concourse levels
- Continued installing storm, sewer, water piping, refrigerant, and fire sprinkler piping at all levels
- Completed installing structural steel for Station Agent Booth Concourse level
- Continued installing GFRC panels at ticketing hall at Concourse level
- Continued pulling service wires at Main Communication room at Lower Mezzanine level
- Continued installing Elevators 1, 2, 3, and 4
- Continued installing Escalator 5 & 6 at Upper Mezzanine level
- Continued construction of Surface level slabs and PCC 50 Chinatown Plaza walls and stairs
- Began installing structural steel and fire proofing for Plaza level
- Began installing electrical conduits and sprinkler piping at Surface level
- Began HVAC layout at Surface level
- Continued street work (minor), ongoing monitoring and surveying

**Work Package P-1254R (CTS) will perform the following work next month:**

- Continued installing Stair 5, 6, and 7
- Continue pulling service wires at Equipment Room at Underplatform level
- Continue installing overhead conduit at Traction Power rooms at Headhouse Platform level
- Continue pulling service wires at Main Electrical and Traction Power rooms at Headhouse Platform level
- Continue constructing structural steel for Elevators 1 & 2 at Platform and Concourse levels
- Continue installing storm, sewer, water piping, refrigerant, and fire sprinkler piping at all levels
- Continue installing GFRC panels at ticketing hall at Concourse level
- Continue pulling service wires at Main Communication room at Lower Mezzanine level
- Continue installing Elevators 1, 2, 3, and 4



- Complete installing Escalator 5 & 6 at Upper Mezzanine level
- Continued construction of Surface level slabs and PCC 50 Chinatown Plaza walls and stairs
- Continue installing structural steel and fire proofing for Plaza level
- Continue installing electrical conduits and sprinkler piping at Surface level
- Continue HVAC layout at Surface level
- Begin constructing slabs for Roof level
- Begin AWSS pipe construction at intersection of Stockton/Washington Streets
- Continued street work (minor), ongoing monitoring and surveying



**Work Package P-1253 (UMS) has performed the following work this month:**

- Continued construction, installation and testing of the following items:

Platform Station:

- Stairs, escalators and elevators – including glass enclosure

- Overhead plumbing, fire protection piping, and overhead fixture and electrical
- Unistrut grid for ceiling panels and LED Artwork on concourse level
- Ceiling panels
- Light fixtures and controls
- Curved metal panel on platform strut level
- Terrazzo on concourse and platform level
- Fire Alarm /PA / Security System
- Emergency lighting at tunnel tie-in on platform level
- CCTV/Communication at tunnel tie-in on platform level
- Station Agent Booth
- HVAC startup and testing
- Power startup and starting

North Concourse:

- Stair, escalator and elevators
- Overhead plumbing, fire protection piping, and overhead fixture and electrical
- Cement plaster finish in various rooms
- Glass wall panels
- LED artwork

South Concourse:

- Stair and escalator
- Overhead electrical, light fixtures and controls
- Ceiling panels
- Glass wall panels including ticket vending machine
- Terrazzo flooring
- Rolling and Grille doors

Street/Surface:

- Precast architectural concrete elements at USG terrace level
- Glass roof walk at USG terrace level
- Landscaping and drainage at USG terrace level
- USG Roof level exhaust vent
- Tap room and emergency command post at surface level
- Pavement renovation at northside of Market street
- North sidewalk plaza at USG terrace level

**Work Package P-1253 (UMS) will perform the following work next month:**

Continued construction, installation and testing of the following items:

Platform Station:

- Stairs, escalators and elevators – including glass enclosure and glass wall panels

- Overhead plumbing, fire protection piping, and overhead fixture and electrical
- Unistrut grid for ceiling panels and LED Artwork on concourse level
- Ceiling panel
- Light fixtures and controls
- Terrazzo on concourse and platform level
- Artwork on platform strut level
- Fire Alarm /PA / Security System
- Emergency lighting at tunnel tie-in on platform level
- CCTV/Communication at tunnel tie-in on platform level
- Station Agent Booth
- HVAC and EV startup and testing
- Power startup and testing
- Fire Alarm System startup and testing

#### North Concourse

- Stairs, escalator, elevators
- Overhead plumbing, fire protection piping, and overhead fixture and electrical
- Cement plaster finish in various rooms
- LED artwork

#### South Concourse:

- Stair and escalator
- Overhead electrical, light fixtures and controls
- Ceiling panels
- Rolling and Grille doors

#### Street/Surface:

- Precast architectural concrete elements at USG terrace level
- Glass roof walk at USG terrace level
- Landscaping and drainage at USG terrace level
- USG Roof level exhaust vent
- Tap room and emergency command post at surface level



Activity ID	Activity Name	2020						
		May	Jun	Jul	Aug	Sep	Oct	Nov
<b>CENTRAL SUBWAY PROJECT</b>								
<b>Construction Phase</b>								
<b>Construction CN-1300</b>								
<b>Construction UMS Station P-1253</b>								
Administrative / Milestones								
Engineering & Procurement								
Drilled Shafts								
Masonry								
Mechanical								
Electrical								
Surface Level								
All Levels								
Concourse Level								
UMS.08.85.0140	UMS_CN_Pull Wire From Enclosure Box to Artwork Fixture - Sector 3							
UMS.26.24.4480	UMS_CN_21 - Electrical Closet: Pull Data Cable LCP-C2 To Master Panel LCP-M (f							
UMS.26.24.3350	UMS_CN_16 Elect Closet Install Raceway - Panelboard E2NP2 To EAPB (Agent Bo							
UMS.26.24.3360	UMS_CN_16 Elect Closet Install Raceway - Panelboard 2NP2 To Pnl ABP (Agent B							
UMS.09.53.0460	UMS_CN - Concourse: Install Artwork Power & Control Enclosures Sector 3							
UMS.09.53.0470	UMS_CN - Concourse: Install Artwork Power & Control Enclosures Sector 4							
UMS.26.24.4310	UMS_CN_16 Elect Closet Pull Cable - Panelboard E2NP2 To EAPB (Agent Booth)							
UMS.26.24.4330	UMS_CN_16 Elect Closet Pull Cable - Panelboard 2NP2 To Pnl ABP (Agent Booth)							
UMS.26.24.4400	UMS_PL_04 - Aux Comm Rm - Install CCTV & Phone Rack Cabinets							
UMS.08.85.0260	UMS_CN_Install Cable Tray For Artwork Power & Control - Sector 6							
UMS.08.85.0190	UMS_CN_Install Cable Tray For Artwork Power & Control - Sector 4							
UMS.08.85.0280	UMS_CN_Pull Wire From Enclosure Box to Artwork Fixture - Sector 6							
UMS.08.85.0210	UMS_CN_Pull Wire From Enclosure Box to Artwork Fixture - Sector 4							
UMS.26.50.1385	UMS_CN - Install - Wire Pulls for Light Fixtures -Sector 6 Concourse							
UMS.09.53.0490	UMS_CN - Concourse: Pull Wire - Artwork Power & Control Enclosures to Fixtures S							
UMS.09.53.0500	UMS_CN - Concourse: Pull Wire - Artwork Power & Control Enclosures To Fixtures S							
UMS.26.50.1415	UMS_CN - Hang Light Fixtures & Terminate Sector 6 Concourse							
UMS.09.53.0480	UMS_CN - Concourse: Install Artwork Power & Control Enclosures Sector 5							
UMS.09.53.0400	UMS_CN - Concourse: Install & Terminate LED Artwork Fixtures (By Artist) Sector 3							
UMS.28.16.0140	UMS_CN_Install: Security: Intrusion Systems Concourse Level							
UMS.09.53.0510	UMS_CN - Concourse: Pull Wire - Artwork Power & Control Enclosures To Fixtures S							
UMS.26.24.3770	UMS_CN_04 -Main Electrical Rm: Pull Feeder Cable - Elect Panel EDHL To UE4NH1							
UMS.26.24.3740	UMS_CN_04 -Main Electrical Rm: Pull Feeder Cable - Elect Panel EDHL To 2NHL1							
UMS.09.53.0410	UMS_CN - Concourse: Install & Terminate LED Artwork Fixtures (By Artist) Sector 4							
UMS.28.13.0140	UMS_CN_Install: Security: Access Control System Concourse Level							
UMS.26.24.3860	UMS_CN_04 -Main Electrical Rm: Pull Feeder Cable - Elect Panel LCP-C1 To LCP-I							
UMS.26.24.2470	UMS_CN_21 - Energize - Electrical Closet Room Lighting Panels							

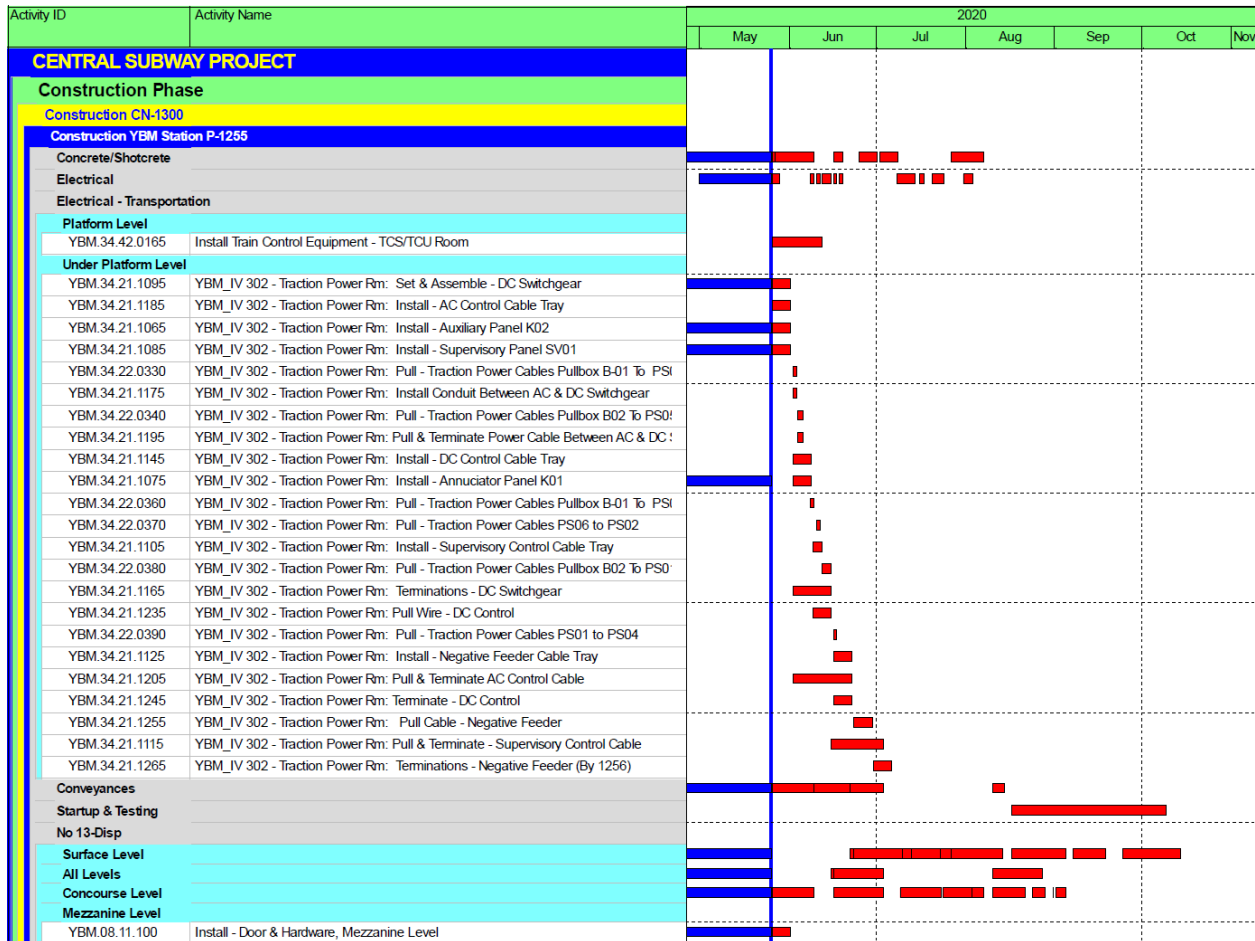
**Work Package P-1255 (YBM) has performed the following work this month:**

- Continued installing Escalators 3 and 4
- Continued installing Elevators 3 and 4
- Continued installing EV controls at Station Mezzanine
- Continued installing ceiling at Headhouse Concourse
- Began installing artwork at Headhouse Concourse
- Continue installing Station Agent Booth at Headhouse Concourse
- Systems startup and Acceptance Testing

**Work Package P-1255 (YBM) will perform the following work next month:**

- Continue installing Escalators 1 through 4
- Continue installing Elevators 3 and 4
- Continue installing Stairs 2 and 3
- Continue installing EV Controls at Station Mezzanine
- Continue installing Station Agent Booth at Headhouse Concourse
- Continue installing metal wall and Terrazzo floor in Station Concourse

- Continue installing telephone system at Station Platform level
- Systems startup and Acceptance Testing
- Complete F2A Light Fixture installations at Surface Walls
- Continue installing S.S. Metal wall panels at Concourse Sector 3
- Finished Installing MCC-JF in the Main Electrical Room
- Finished Fireproofing Plaza Canopy



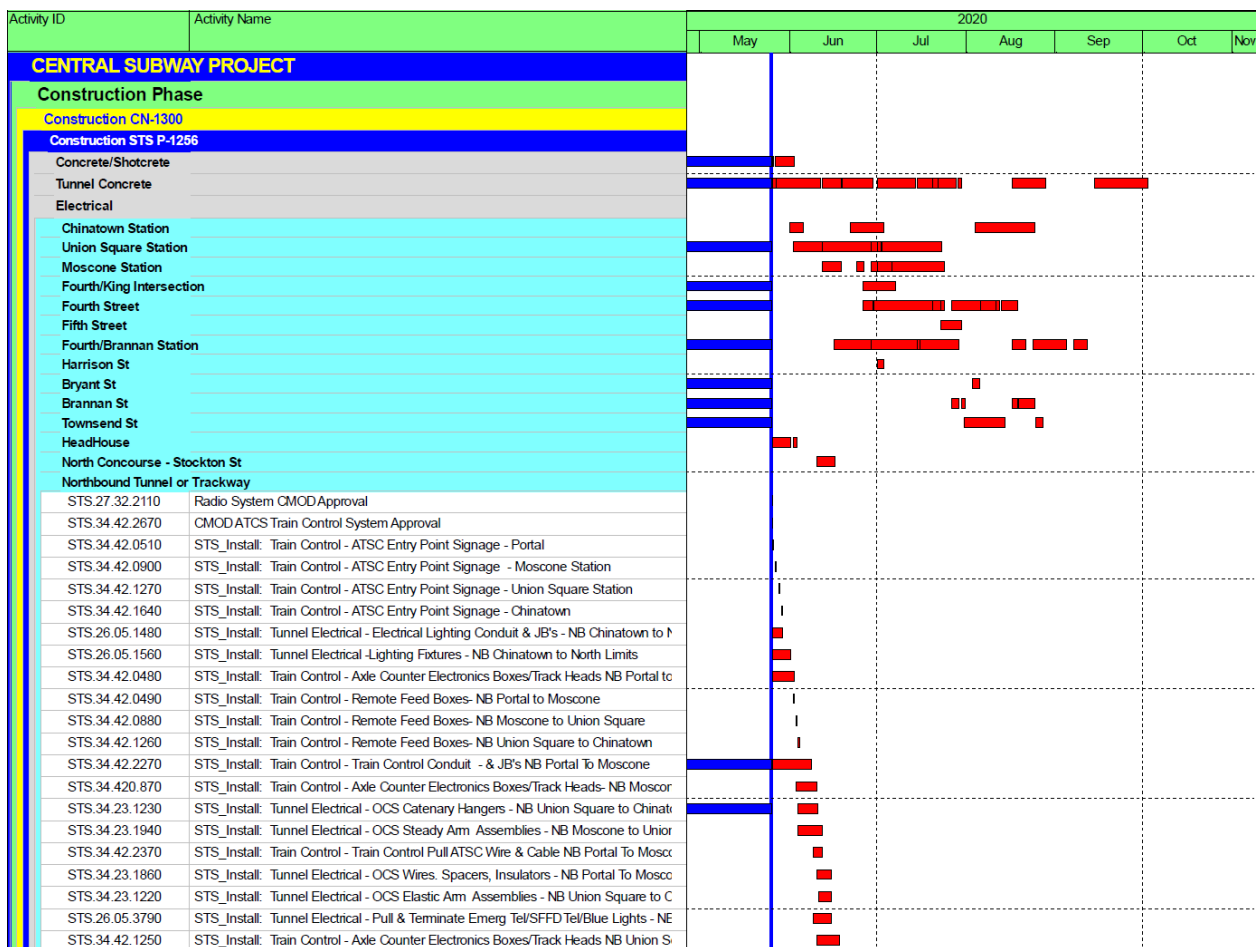
**Work Package P-1256 (STS) has performed the following work this month:**

- Continue 4<sup>th</sup>/Brannan platform construction
- Continue traction power conduit and other electrical conduit installation inside tunnel for CCTV, telephone, tunnel lighting, and tunnel electrical power
- Started Traction power cable installation and terminations
- Continue tunnel lighting installation
- Continue OCS hanger installation inside tunnel
- Continue mini power center installation
- Continue walkway construction at cross-over cavern

- Continue installation of end of platform emergency stairs at station interfaces

**Work Package P-1256 (STS) will perform the following work next month:**

- Continue 4<sup>th</sup>/Brannan platform construction
- Continue traction power conduit and other electrical conduit installation inside tunnel for CCTV, telephone, tunnel lighting, and tunnel electrical
- Continue Traction Power Cable installation and terminations
- Continue tunnel lighting installation
- Continue OCS hanger installation inside tunnel
- Continue mini power center installation
- Complete walkway construction at cross-over cavern
- Complete installation of end of platform emergency stairs at station interfaces
- Start installation of ATCS system
- Start installation of blast doors at tunnel Cross-passages



## **SCHEDULE REVISIONS**

The SFMTA Contract 1300 May 2020 schedule update was added this period to the Central Subway Project Master Schedule.

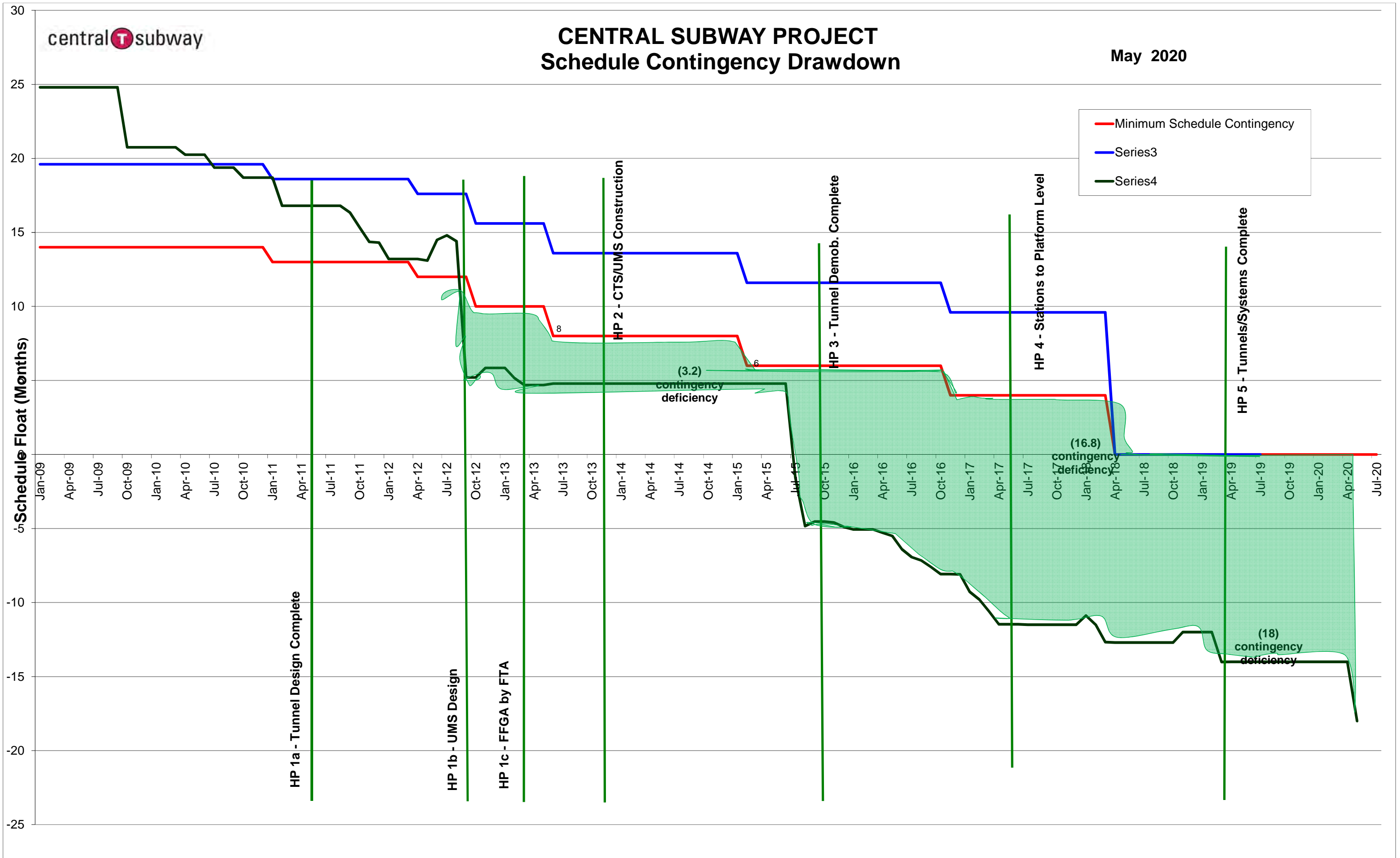
## **LIST OF SCHEDULE REPORTS**

- 1.1. Schedule Contingency Drawdown
- 1.2. Master Summary Schedule
- 1.3. Program Critical Path Schedule
- 1.4. Construction Contract Summary Schedule
- 1.5. Detail Schedule for Remaining Work



# CENTRAL SUBWAY PROJECT Schedule Contingency Drawdown

May 2020



Activity ID	Activity Name	Original Duration	Start	Finish	2020			2021				2022				
					Q2	Q3	Q4	Q1	Q2	Q3	Q4	Q1	Q2	Q3	Q4	
<b>CENTRAL SUBWAY PROJECT</b>		4928	03-Jun-03 A	25-Apr-22	CENTRAL SUBWAY PROJECT											
<b>Program Level Milestones</b>		5109	03-Jun-03 A	28-Dec-21	Program Level Milestones											
PJD1000	Central Subway Project Start	0	03-Jun-03 A													
MS0004A	Tunnel Excavation Complete - Project Milestone #4A	0		05-Sep-14 A												
MS0019	Baseline Finish Date: 12-26-2018	0		28-Dec-21*	◆ Baseline Finish Date: 12-26-2018											
MS0009	CSP Revenue Service Date	0		28-Dec-21*	◆ CSP Revenue Service Date											
<b>Preliminary Engineering Phase</b>		2661	03-Jun-03 A	07-Jan-10 A												
<b>Final Design</b>		1811	08-Jan-10 A	17-Jun-13 A												
<b>Light Rail Vehicles</b>		2775	15-Apr-13 A	18-Nov-20	Light Rail Vehicles											
<b>Real Estate</b>		3130	01-Aug-08 A	02-Jan-14 A												
<b>Construction Phase</b>		3209	04-Jan-10 A	25-Apr-22	Construction Phase											
<b>Construction Support and Costs</b>		3760	04-Jan-10 A	25-Apr-22	Construction Support and Costs											
<b>Construction Utility Contract #1- MOS &amp; Portal CN-1250</b>		505	04-Jan-10 A	23-May-11 A												
<b>Construction Utility Contract #2 - UMS CN-1251</b>		643	12-Jan-11 A	15-Oct-12 A												
<b>Construction Tunnels CN-1252</b>		1518	08-Jun-11 A	26-May-20	Construction Tunnels CN-1252											
<b>Construction STS P-1256 ATCS</b>		1825	20-May-14 A	17-Mar-21	Construction STS P-1256 ATCS											
<b>Construction STS P-XXXX Radio</b>		195	27-Aug-19 A	01-Feb-21	Construction STS P-XXXX Radio											
<b>Construction CN-1300</b>		2028	03-Jun-13 A	28-Mar-21	Construction CN-1300											
<b>CN- 1300 Milestone</b>		2028	17-Jun-13 A	28-Mar-21	CN- 1300 Milestone											
<b>Construction UMS Station P-1253</b>		1965	17-Jun-13 A	29-Dec-20	Construction UMS Station P-1253											
<b>Construction CTS Station P-1254R</b>		1965	17-Jun-13 A	29-Dec-20	Construction CTS Station P-1254R											
<b>Construction YBM Station P-1255</b>		1965	10-Jun-13 A	29-Dec-20	Construction YBM Station P-1255											
<b>Construction STS P-1256</b>		1965	03-Jun-13 A	25-Feb-21	Construction STS P-1256											
<b>Project Start Up</b>		364	28-Dec-20	28-Dec-21	Project Start Up											
<b>Unallocated Contingency</b>		400	26-May-20	27-Dec-21	Unallocated Contingency											

Activity ID	Activity Name	Original Duration	Start	Finish	Total Float	2020			2021				2022		
						Q2	Q3	Q4	Q1	Q2	Q3	Q4	Q1	Q2	
<b>Program Level Milestones</b>															
MS0019	Baseline Finish Date: 12-26-2018	0	28-Dec-21	28-Dec-21*	-396										◆ Baseline Finish Date: 12-26-2018
MS0009	CSP Revenue Service Date	0	28-Dec-21	28-Dec-21*	-396										◆ CSP Revenue Service Date
<b>CN- 1300 Milestone</b>															
MS-10	Substantial Completion - 1,700 Calendar Days (SP-4.B) { 10-Feb-18 }	0	28-Dec-20	28-Mar-21	-182										◆ Substantial Completion - 1,700 Calendar Days (SP-4.B) { 10-Feb-18 }
MS-20	Final Completion - 1,790 Calendar Days (SP-4C)	0	28-Dec-20	28-Mar-21*	-182										◆ Final Completion - 1,790 Calendar Days (SP-4C)
<b>Construction STS P-1256</b>															
STS.26.05.3900	STS_Install: Tunnel Electrical -Pull/Terminate Power & Lighting - NB Portal To Moscone	5	07-Oct-19 A	26-May-20	-406										STS_Install: Tunnel Electrical -Pull/Terminate Power & Lighting - NB Portal To Moscone
STS.34.23.1800	STS_Install: Tunnel Electrical - OCS Catenary Hangers - In NB Portal	3	20-May-20 A	27-May-20	-406										STS_Install: Tunnel Electrical - OCS Catenary Hangers - In NB Portal
STS.26.05.3910	STS_Install: Tunnel Electrical - Pull/Terminate Power & Lighting - NB Moscone to Union Square	5	07-Oct-19 A	28-May-20	-406										STS_Install: Tunnel Electrical - Pull/Terminate Power & Lighting - NB Moscone to Union Square
STS.34.23.0460	STS_Install: Tunnel Electrical - OCS Catenary Hangers - NB Portal To Moscone	5	30-Sep-19 A	29-May-20	-406										STS_Install: Tunnel Electrical - OCS Catenary Hangers - NB Portal To Moscone
STS.34.23.1970	STS_Install: Tunnel Electrical - OCS Steady Arm Assemblies - In NB Portal	5	28-May-20	03-Jun-20	-406										STS_Install: Tunnel Electrical - OCS Steady Arm Assemblies - In NB Portal
STS.34.23.1930	STS_Install: Tunnel Electrical - OCS Steady Arm Assemblies - NB Portal To Moscone	7	01-Jun-20	09-Jun-20	-406										STS_Install: Tunnel Electrical - OCS Steady Arm Assemblies - NB Portal To Moscone
STS.34.23.1830	STS_Install: Tunnel Electrical - OCS Wires, Spacers, Insulators - In NB Portal	4	04-Jun-20	09-Jun-20	-406										STS_Install: Tunnel Electrical - OCS Wires, Spacers, Insulators - In NB Portal
STS.34.23.1860	STS_Install: Tunnel Electrical - OCS Wires, Spacers, Insulators - NB Portal To Moscone	4	10-Jun-20	15-Jun-20	-406										STS_Install: Tunnel Electrical - OCS Wires, Spacers, Insulators - NB Portal To Moscone
STS.34.23.1850	STS_Install: Tunnel Electrical - OCS Wires, Spacers, Insulators - NB Moscone to Union Square	14	16-Jun-20	03-Jul-20	-406										STS_Install: Tunnel Electrical - OCS Wires, Spacers, Insulators - NB Moscone to Union Square
STS.34.23.1870	STS_Install: Tunnel Electrical - OCS Wires, Spacers, Insulators - NB Union Square to Chinatown	12	06-Jul-20	21-Jul-20	-406										STS_Install: Tunnel Electrical - OCS Wires, Spacers, Insulators - NB Union Square to Chinatown
STS.34.22.2900	STS_Install: Tunnel Electrical - Pull/Terminate Traction Power Cable - PFCB NB03 To NB01	8	04-May-20 A	27-Jul-20	-406										STS_Install: Tunnel Electrical - Pull/Terminate Traction Power Cable - PFCB NB03 To NB01 - MOS To Portal Pull Box
STS.34.22.3090	STS_Install: Tunnel Electrical - Pull/Terminate OCS Riser Cable - PFCB NB03 To NB01	2	28-Jul-20	29-Jul-20	-406										STS_Install: Tunnel Electrical - Pull/Terminate OCS Riser Cable - PFCB NB03 To NB01 - MOS To Portal Pull Box
STS.34.22.2880	STS_Install: Tunnel Electrical - Pull/Terminate Traction Power Cable - PS-04 To PFCB NB11	2	30-Jul-20	31-Jul-20	-406										STS_Install: Tunnel Electrical - Pull/Terminate Traction Power Cable - PS-04 To PFCB NB11 - UMS South Platform
STS.34.22.2890	STS_Install: Tunnel Electrical - Pull/Terminate Traction Power Cable - PFCB NB11 To NB04	8	11-May-20 A	12-Aug-20	-406										STS_Install: Tunnel Electrical - Pull/Terminate Traction Power Cable - PFCB NB11 To NB04 - UMS To MOS (Ckt F)
STS.34.22.2910	STS_Install: Tunnel Electrical - Pull/Terminate Traction Power Cable - PS-05 To PFCB NB10	1	13-Aug-20	13-Aug-20	-406										STS_Install: Tunnel Electrical - Pull/Terminate Traction Power Cable - PS-05 To PFCB NB10 - UMS South Platform
STS.34.22.2920	STS_Install: Tunnel Electrical - Pull/Terminate Traction Power Cable - PFCB NB10 To NB06	7	04-May-20 A	24-Aug-20	-406										STS_Install: Tunnel Electrical - Pull/Terminate Traction Power Cable - PFCB NB10 To NB06 - UMS To MOS (Ckt F)
STS.34.22.3070	STS_Install: Tunnel Electrical - Pull/Terminate OCS Riser Cable - PS-04 To PFCB NB11	1	25-Aug-20	25-Aug-20	-406										STS_Install: Tunnel Electrical - Pull/Terminate OCS Riser Cable - PS-04 To PFCB NB11 - UMS South Platform
STS.34.22.3080	STS_Install: Tunnel Electrical - Pull/Terminate OCS Riser Cable - PFCB NB05 To NB04	3	26-Aug-20	28-Aug-20	-406										STS_Install: Tunnel Electrical - Pull/Terminate OCS Riser Cable - PFCB NB05 To NB04 - UMS To MOS (Ckt F)
STS.34.22.3100	STS_Install: Tunnel Electrical - Pull/Terminate OCS Riser Cable - PS-05 To PFCB NB10	1	31-Aug-20	31-Aug-20	-406										STS_Install: Tunnel Electrical - Pull/Terminate OCS Riser Cable - PS-05 To PFCB NB10 - UMS South Platform
STS.34.22.3110	STS_Install: Tunnel Electrical - Pull/Terminate OCS Riser Cable - PFCB NB10 To NB06	1	01-Sep-20	01-Sep-20	-406										STS_Install: Tunnel Electrical - Pull/Terminate OCS Riser Cable - PFCB NB10 To NB06 - UMS To MOS (Ckt F)
STS.34.22.2860	STS_Install: Tunnel Electrical - Pull/Terminate Traction Power Cable - PFCB NB18 To NB12	15	01-Sep-20	21-Sep-20	-406										STS_Install: Tunnel Electrical - Pull/Terminate Traction Power Cable - PFCB NB18 To NB12 - CTS To UMS North
STS.34.22.2870	STS_Install: Tunnel Electrical - Pull/Terminate Traction Power Cable - PFCB NB12 To PS-01	2	22-Sep-20	23-Sep-20	-406										STS_Install: Tunnel Electrical - Pull/Terminate Traction Power Cable - PFCB NB12 To PS-01 - UMS North
STS.34.22.2850	STS_Install: Tunnel Electrical - Pull/Terminate Traction Power Cable - PS-10 To PFCB NB18	2	24-Sep-20	25-Sep-20	-406										STS_Install: Tunnel Electrical - Pull/Terminate Traction Power Cable - PS-10 To PFCB NB18 - CTS South Platform
STS.34.22.3040	STS_Install: Tunnel Electrical - Pull/Terminate OCS Riser Cable - PS-10 To PFCB NB18	1	28-Sep-20	28-Sep-20	-406										STS_Install: Tunnel Electrical - Pull/Terminate OCS Riser Cable - PS-10 To PFCB NB18 - CTS South Platform
STS.34.22.3050	STS_Install: Tunnel Electrical - Pull/Terminate OCS Riser Cable - PFCB NB18 To NB12	3	29-Sep-20	01-Oct-20	-406										STS_Install: Tunnel Electrical - Pull/Terminate OCS Riser Cable - PFCB NB18 To NB12 - CTS To UMS North
STS.34.22.3060	STS_Install: Tunnel Electrical - Pull/Terminate OCS Riser Cable - PFCB NB12 To PS-01	1	02-Oct-20	02-Oct-20	-406										STS_Install: Tunnel Electrical - Pull/Terminate OCS Riser Cable - PFCB NB12 To PS-01 - UMS North
STS.34.22.2840	STS_Install: Tunnel Electrical - Pull/Terminate Traction Power Cable - PFCB NB19 To PS-06	2	02-Oct-20	05-Oct-20	-406										STS_Install: Tunnel Electrical - Pull/Terminate Traction Power Cable - PFCB NB19 To PS-06 - Chinatown
STS.34.22.3030	STS_Install: Tunnel Electrical - Pull/Terminate OCS Riser Cable - PFCB NB19 To PS-06	1	06-Oct-20	06-Oct-20	-406										STS_Install: Tunnel Electrical - Pull/Terminate OCS Riser Cable - PFCB NB19 To PS-06 - Chinatown
STS.34.42.0390	STS_Install: Train Control - Train Control Cable Loop System NB Portal To Moscone	4	13-May-19 A	09-Oct-20	-406										STS_Install: Train Control - Train Control Cable Loop System NB Portal To Moscone
STS.34.42.0770	STS_Install: Train Control - Train Control Cable Loop System NB Moscone to Union Square	13	12-Oct-20	28-Oct-20	-406										STS_Install: Train Control - Train Control Cable Loop System NB Moscone to Union Square
STS.34.42.1150	STS_Install: Train Control - Train Control Cable Loop System NB Union Square to Chinatown	14	12-Oct-20	29-Oct-20	-406										STS_Install: Train Control - Train Control Cable Loop System NB Union Square to Chinatown
STS.34.42.1520	STS_Install: Train Control - Train Control Cable Loop System NB Chinatown to North Limits	2	30-Oct-20	02-Nov-20	-406										STS_Install: Train Control - Train Control Cable Loop System NB Chinatown to North Limits
STS.34.42.425	Startup & Testing - Tunnel & ATSC Systems	40	14-Jan-20 A	28-Dec-20	-406										Startup & Testing - Tunnel & ATSC Systems
STS 01 45 00 f	STS_Final Acceptance Inspection	1	28-Dec-20	29-Dec-20	-93										STS_Final Acceptance Inspection
<b>Project Start Up</b>															
STU1010	S&S Certification / Pre-Revenue Activities	251	28-Dec-20	27-Dec-21	-396										S&S Certification / Pre-Revenue Activities
BUF0018	Muni Float	0	28-Dec-21	28-Dec-21	-396										Muni Float

Activity Name	Original Duration	Start	Finish	2012				2013				2014				2015				2016				2017				2018				2019				2020		2021	
				Q1	Q2	Q3	Q4	Q1	Q2	Q3	Q4	Q1	Q2	Q3	Q4	Q1	Q2	Q3	Q4	Q1	Q2	Q3	Q4	Q1	Q2	Q3	Q4	Q1	Q2	Q3	Q4	Q1	Q2	Q1	Q2				
<b>CENTRAL SUBWAY PROJECT</b>	<b>2556</b>	<b>08-Jun-11 A</b>	<b>28-Mar-21</b>																																				
<b>Construction Phase</b>	<b>2556</b>	<b>08-Jun-11 A</b>	<b>28-Mar-21</b>																																				
Construction Tunnels CN-1252	1518	08-Jun-11 A	15-May-15 A																																				
1252 Tunnel Contract BIH	1518	08-Jun-11 A	15-May-15 A																																				
Contract Milestones	1437	08-Jun-11 A	15-May-15 A																																				
General Conditions	1480	01-Aug-11 A	15-May-15 A																																				
4th & Bryant St TBM Launch Box Construction	686	30-Mar-12 A	02-Jun-14 A																																				
Moscone Station Headwalls	430	14-May-12 A	20-Sep-13 A																																				
UMS Station Headwalls	425	24-Jul-12 A	22-Nov-13 A																																				
UMS - Remove Geary to Ellis OCS	5	24-Jul-12 A	26-Jul-12 A																																				
UMS - Setup Traffic Control for Headwall Construction	1	30-Jul-12 A	30-Jul-12 A																																				
North Headwall	237	27-Feb-13 A	22-Nov-13 A																																				
South Headwall	404	31-Jul-12 A	22-Nov-13 A																																				
4th St and Market Compensation Grouting	707	28-Jan-13 A	30-Apr-15 A																																				
Southbound Tunneling	451	27-Apr-13 A	13-Oct-14 A																																				
Ellis St Compensation Grouting	561	31-Jul-12 A	09-May-14 A																																				
Green St Compensation Grouting	320	05-Aug-13 A	30-Jun-14 A																																				
Retrieval Shaft	1070	31-Oct-11 A	20-Mar-15 A																																				
Cross Passage 1-5	339	22-Mar-14 A	16-Apr-15 A																																				
Cross Passage 1	79	14-Jun-14 A	13-Sep-14 A																																				
Cross Passage 2	105	10-May-14 A	09-Sep-14 A																																				
Cross Passage 3	127	31-Mar-14 A	28-Aug-14 A																																				
Cross Passage 4	114	22-Mar-14 A	31-Jul-14 A																																				
Cross Passage 5	277	31-May-14 A	16-Apr-15 A																																				
Portal Structure	196	02-Sep-14 A	15-Apr-15 A																																				
Contract Close Out	307	03-Mar-14 A	15-May-15 A																																				
<b>Construction CN-1300</b>	<b>2028</b>	<b>03-Jun-13 A</b>	<b>28-Mar-21</b>																																				
CN- 1300 Milestone	2028	17-Jun-13 A	28-Mar-21																																				
Construction UMS Station P-1253	1965	17-Jun-13 A	29-Dec-20																																				
Construction CTS Station P-1254R	1965	17-Jun-13 A	29-Dec-20																																				
Construction YBM Station P-1255	1965	10-Jun-13 A	29-Dec-20																																				
Construction STS P-1256	1965	03-Jun-13 A	25-Feb-21																																				



Activity ID	Activity Name	Original Duration	Start	Finish	Total Float	2020				2021
						Q2	Q3	Q4	Q1	
<b>CENTRAL SUBWAY PROJECT</b>										
<b>Light Rail Vehicles</b>										
<b>Construction Phase</b>										
<b>Construction Support and Costs</b>										
<b>Construction STS P-1256 ATCS</b>										
<b>Construction CN-1300</b>										
<b>CN- 1300 Milestone</b>										
<b>No 13-Disp</b>										
<b>Construction UMS Station P-1253</b>										
<b>Engineering &amp; Procurement</b>										
<b>Masonry</b>										
<b>Mechanical</b>										
<b>Electrical</b>										
<b>Surface Level</b>										
<b>All Levels</b>										
<b>Concourse Level</b>										
<b>Intermediate Strut Level</b>										
<b>Mezzanine Level</b>										
<b>Platform Level</b>										
UMS.26.24.2880	UMS_PL 04 - Aux Elect Rm: Install Raceway - Panelboard UE4NHL	2	17-Jul-17 A	28-May-20	-274					
UMS.26.24.2180	UMS_PL 12 - Aux Elect Rm: Pull Data Wire - Panelboard LCP-P2 To Master Panel LCP-M (MZ11)	3	27-May-20	29-May-20	-275					
UMS.26.24.2940	UMS_PL 04 - Aux Elect Rm: Pull Data Cable - Panelboard LCP-P1 To Master Panel LCP-M (MZ11)	3	27-May-20	29-May-20	-278					
UMS.26.24.2990	UMS_PL 04 - Aux Elect Rm: Terminations - Panelboard FM200 / Pre-Action Systems	3	27-May-20	29-May-20	-290					
UMS.26.24.4440	UMS_PL 04 - Aux Elect Rm: Terminations - Panelboard LCP-P1	3	01-Jun-20	03-Jun-20	-278					
UMS.34.05.0340	UMS_MZ_Install Conduit Riser PB-1 to NB Feeder Boxes PS01 (Traction Power)	5	04-Jun-20	10-Jun-20	-329					
UMS.10.14.0290	UMS_PL Install Platform Level Signage	14	26-May-20	12-Jun-20	-305					
UMS.34.42.0175	UMS_PL Install Train Control Equipment - TCS/TCU Room	15	27-May-20	16-Jun-20	-338					
UMS.34.22.0510	UMS_PL_Terminate NB Cable - Positive Feeder Box PS01	2	15-Jun-20	16-Jun-20	-322					
UMS.34.22.0450	UMS_PL_Terminate NB Cable Positive Feeder Box PS05	2	19-Jun-20	22-Jun-20	-326					
UMS.28.13.0150	UMS_PL_Install: Security: Access Control System Platform Level	15	10-Jul-17 A	23-Jun-20	-287					
UMS.34.22.0470	UMS_PL_Terminate SB Cable - Positive Feeder Box PS02	2	23-Jun-20	24-Jun-20	-328					
UMS.34.42.175	UMS_PL Install Train Control Raceway - TCS/TCU Room To Trackway Connection	15	06-Aug-18 A	24-Jun-20	-338					
UMS.34.22.0430	UMS_PL_Terminate SB Cable - Positive Feeder Box PS03	2	26-Jun-20	29-Jun-20	-331					
UMS.34.22.0490	UMS_PL_Terminate SB Cable - Positive Feeder Box PS06	2	30-Jun-20	01-Jul-20	-333					
UMS.34.22.0520	UMS_PL_Terminate NB Cable - Positive Feeder Box PS04	2	30-Jun-20	01-Jul-20	-333					
UMS.26.50.9920	UMS_PL_Electrical - Test Lighting Systems & Lighting Control Systems Platform Level	10	19-Jun-20	02-Jul-20	-289					
UMS.28.20.9955	UMS_PL_Startup & Test: Security: CCTV System Platform Level	5	07-Jul-20	13-Jul-20	-326					
UMS.34.42.185	UMS_PL Install Train Control Cable - TCS/TCU Room To Trackway Connection	15	25-Jun-20	15-Jul-20	-338					
UMS.34.42.195	UMS_PL Train Control Terminations - TCS/TCU Room To Trackway Connection	15	16-Jul-20	05-Aug-20	-338					
UMS.34.42.205	UMS_PL Train Control Room - Energize Panels	5	30-Jul-20	05-Aug-20	-338					
UMS.28.31.0180	UMS_PL_Install Security: Addressable Fire Alarm System Platform Level	15	04-Jun-18 A	07-Aug-20	-309					
UMS.28.31.9630	UMS_PL_Safety & Security - Testing - Fire Alarm System Platform Level	2	12-Aug-20	13-Aug-20	-309					
UMS.27.51.9830	UMS_PL_Startup & Test: Comm: Public Address System Platform Level	2	11-Sep-20	14-Sep-20	-331					
<b>No 13-Level</b>										
<b>Electrical - Transportation</b>										
<b>Architectual Finishes</b>										
<b>Conveyances</b>										
<b>Stairs</b>										
<b>Startup &amp; Testing</b>										
<b>No 13-Disp</b>										

Activity ID	Activity Name	Original Duration	Start	Finish	Total Float	2020				2021
						Q2	Q3	Q4	Q1	
<b>Construction CTS Station P-1254R</b>										
	<b>Site Work / Utility Relocation</b>	450	31-Dec-18 A	25-Sep-20	130					
	Concrete/Shotcrete	202	21-Oct-19 A	11-Sep-20	-345					
	Structural Steel	115	28-Oct-19 A	03-Jul-20	-307					
	Masonry	15	16-Sep-19 A	19-Jun-20	-348					
	Mechanical	442	05-Mar-18 A	01-Sep-20	-328					
	Misc Metal	74	18-Mar-20 A	29-Jul-20	-304					
	Electrical	434	07-May-18 A	15-Sep-20	-333					
	<b>Entrance Roof Level</b>	19	05-Aug-20	31-Aug-20	-359					
	<b>Surface Level</b>	184	07-Oct-19 A	15-Sep-20	-332					
	<b>Upper Mezz Level</b>	265	08-Jul-19 A	28-Aug-20	-335					
	<b>Lower Mezz Level</b>	168	01-Oct-19 A	10-Aug-20	-311					
	<b>Concourse Level</b>	403	08-Oct-18 A	18-Aug-20	-327					
	<b>Platform Level</b>	408	07-May-18 A	05-Aug-20	-304					
CTS.34.22.210	CTS_PL_Pull Cable & Terminate NB Positive Feeder Box PS03 to PS06 (Traction Power)	1	26-May-20	26-May-20	-307					
CTS.26.50.230	CTS_PL 06 - Stair 5A: Install - Hang Light Fixtures & Terminate	2	30-Oct-19 A	27-May-20	-253					
CTS.26.50.180	CTS_PL 09 - Aux Comm Rm: Install - Conduit & Devices For Lighting	2	29-Oct-19 A	27-May-20	-330					
CTS.34.22.250	CTS_PL_Pull Cable & Terminate SB Positive Feeder Box PS01 to PS07 (Traction Power)	2	26-May-20	27-May-20	-308					
CTS.34.22.260	CTS_PL_Pull Cable & Terminate SB Positive Feeder Box PS02 to PS08 (Traction Power)	2	26-May-20	27-May-20	-308					
CTS.34.2.240	CTS_PL_Pull Cable & Terminate SB Positive Feeder Box PS01 to PS05 (Traction Power)	2	26-May-20	27-May-20	-308					
CTS.26.50.250	CTS_PL 12 - Train Control Rm: Install - Conduit Back To LMZ Control Rm	4	28-Oct-19 A	29-May-20	-285					
CTS.28.31.131	CTS_PL 09 - Aux Comm Rm: Install - Fire Alarm Control Panel - Sector 3	5	07-May-18 A	02-Jun-20	-330					
CTS.28.31.142	CTS_PL 09 - Aux Comm Rm: Install - Fire Alarm Terminal Cabinet - Sector 3	4	05-Nov-19 A	02-Jun-20	-330					
CTS.26.50.200	CTS_PL 17 - Corridor: Install - Conduit & Devices for Lighting	2	01-Jun-20	02-Jun-20	-325					
CTS.34.22.220	CTS_PL_Pull Cable & Terminate NB Positive Feeder Box PS03 to PS09 (Traction Power)	2	01-Jun-20	02-Jun-20	-312					
CTS.26.50.160	CTS_PL 03 - Aux Elect Rm: Install - Conduit & Devices For Lighting	2	15-Nov-19 A	04-Jun-20	-315					
CTS.26.50.290	CTS_PL 16 - TP Substation Rm: Install - Conduit & Boxes for Light Switches/Sensors	4	01-Jun-20	04-Jun-20	-304					
CTS.26.50.265	CTS_PL 17 - Corridor: Install - Alarms & Card Readers	2	09-Oct-19 A	05-Jun-20	-290					
CTS.26.50.305	CTS_PL 03 - Aux Elect Rm: Pull Wire - Lighting	2	05-Jun-20	08-Jun-20	-315					
CTS.28.31.132	CTS_PL 17 - Corridor - Install - Fire Alarm Clean Agent Control Panel	5	28-Feb-20 A	09-Jun-20	-325					
CTS.34.22.230	CTS_PL_Pull Cable & Terminate NB Positive Feeder Box PS04 to PS10 (Traction Power)	2	08-Jun-20	09-Jun-20	-317					
CTS.26.50.380	CTS_PL 03 - Aux Elect Rm: Hang Light Fixtures & Terminate	1	09-Jun-20	09-Jun-20	-315					
CTS.26.50.1215	CTS_Station Platform South: Install - Linear Lighting Box Sector 1	10	02-Jun-20	15-Jun-20	-261					
CTS.28.31.133	CTS_PL 17 - Corridor - Install - Fire Alarm Preaction Cabinet	5	06-Mar-20 A	16-Jun-20	-325					
CTS.26.50.1115	CTS_PL 09 - Aux Comm Rm: Wire Pulls to - Fire Alarm Cabinets	10	08-Jun-20	19-Jun-20	-330					
CTS.26.05.200	CTS_PL 18 - Protective Device Settings - 12.47kV to 480v Connection	5	16-Jun-20	22-Jun-20	-336					
CTS.28.20.148	CTS_PL 09 - Aux Comm Rm: Install - CCTV Rack Cabinet - Sector 3	5	16-Jun-20	22-Jun-20	-333					
CTS.26.50.460	CTS_PL 08 - Mens Restroom: Install - Conduit & Boxes For Light Fixtures	5	11-Nov-19 A	22-Jun-20	-338					
CTS.26.50.455	CTS_PL 07 - Womens Restroom: Install - Conduit & Boxes For Light Fixtures	5	11-Nov-19 A	22-Jun-20	-338					
CTS.26.11.915	CTS_PL 18 - Main Elect Rm:Wire Pulls - Riser In Chase @ Col 2.0 To Surface	5	16-Jun-20	22-Jun-20	-316					
CTS.26.50.1205	CTS_PL Station Platform South: Install - Linear Lighting Box Sector 2	9	16-Jun-20	26-Jun-20	-277					
CTS.26.50.1195	CTS_Station Platform South: Install - Linear Lighting Box Sector 3	10	16-Jun-20	29-Jun-20	-306					
CTS.28.20.525	CTS_PL 09 - Aux Comm Rm: Install - Telephone Rack Cabinet - Sector 3	5	23-Jun-20	29-Jun-20	-332					
CTS.26.11.900	CTS_PL 18 - Main Elect Rm: Energize Main Substation SG1 & SG2	5	23-Jun-20	29-Jun-20	-336					
CTS.26.11.905	CTS_PL 18 - Main Elect Rm: Energize Substation DS1 & DS2	5	23-Jun-20	29-Jun-20	-336					
CTS.26.24.255	CTS_PL 03 - Aux Elect Rm: Terminations - Panelboard 5NP (Ad Panels)	5	25-Jun-20	01-Jul-20	-326					
CTS.26.50.205	CTS_PL 14 - Emerg Equip Rm: Install - Alarms & Access Card Readers	5	08-Jul-19 A	01-Jul-20	-283					
CTS.26.24.160	CTS_PL 21 - Aux Elect Rm: Install - Elect Panel LCP-5 - Sector 3 (Lighting Control)	2	01-Jul-20	02-Jul-20	-330					
CTS.26.50.1155	CTS_PL 09 - Aux Comm Rm: Terminations - Fire Alarm Cabinets	10	22-Jun-20	03-Jul-20	-330					
CTS.28.20.535	CTS_PL 09 - Aux Comm Rm: Install - PA Remote Panel - Sector 3	5	27-Apr-20 A	06-Jul-20	-332					
CTS.26.24.170	CTS_PL 21 - Aux Elect Rm: Terminations - Elect Panel E5SHL - Sector 3 (Emerg Ltg)	5	01-Jul-20	07-Jul-20	-348					

Activity ID	Activity Name	Original Duration	Start	Finish	Total Float	2020				2021
						Q2	Q3	Q4	Q1	
CTS.26.50.270	CTS_PL 14 - Emerg Equip Rm: Install - Lighting	5	02-Jul-20	08-Jul-20	-283					CTS_PL 14 - Emerg Equip Rm: Install - Lighting
CTS.26.24.260	CTS_PL 03 - Aux Elect Rm: Terminations - Panelboard 5NHL (Spare Powe)	5	02-Jul-20	08-Jul-20	-326					CTS_PL 03 - Aux Elect Rm: Terminations - Panelboard 5NHL (Spare Powe)
CTS.26.50.1125	CTS_PL 09 - Aux Comm Rm: Wire Pulls to -CCTV Cabinet	10	25-Jun-20	08-Jul-20	-333					CTS_PL 09 - Aux Comm Rm: Wire Pulls to -CCTV Cabinet
CTS.26.24.175	CTS_PL 21 - Aux Elect Rm: Terminations - Elect Panel E5SP - Sector 3 (Deluge, Tele, CCTV, FSD, Pre)	5	08-Jul-20	14-Jul-20	-348					CTS_PL 21 - Aux Elect Rm: Terminations - Elect Panel E5SP - Sector 3 (Deluge, Tele, CCTV, FS
CTS.26.50.1135	CTS_PL 09 - Aux Comm Rm: Wire Pulls to - Telephone Cabinet	10	02-Jul-20	15-Jul-20	-328					CTS_PL 09 - Aux Comm Rm: Wire Pulls to - Telephone Cabinet
CTS.26.24.265	CTS_PL 03 - Aux Elect Rm: Terminations - Panelboard E5NP (FSD, Deluge, Emerg Blu Ltg)	5	09-Jul-20	15-Jul-20	-326					CTS_PL 03 - Aux Elect Rm: Terminations - Panelboard E5NP (FSD, Deluge, Emerg Blu Ltg)
CTS.26.24.270	CTS_PL 03 - Aux Elect Rm: Terminations - Panelboard E5NHL (Emerg Ltg Stair 4)	2	16-Jul-20	17-Jul-20	-326					CTS_PL 03 - Aux Elect Rm: Terminations - Panelboard E5NHL (Emerg Ltg Stair 4)
CTS.26.50.215	CTS_PL 02 - Fire Equip Rm: Install - Conduit & Devices for Lighting	5	04-Nov-19 A	20-Jul-20	-346					CTS_PL 02 - Fire Equip Rm: Install - Conduit & Devices for Lighting
CTS.26.12.275	CTS_PL 03 - Aux Elect Rm: Terminations - Transformer T-5 & Disconnect Switch	1	20-Jul-20	20-Jul-20	-326					CTS_PL 03 - Aux Elect Rm: Terminations - Transformer T-5 & Disconnect Switch
CTS.26.50.1145	CTS_PL 09 - Aux Comm Rm: Wire Pulls - P.A. Cabinet	9	09-Jul-20	21-Jul-20	-332					CTS_PL 09 - Aux Comm Rm: Wire Pulls - P.A. Cabinet
CTS.26.24.180	CTS_PL 21 - Aux Elect Rm: Terminations - Elect Panel 5SP - Sector 3 (Digital Ads, Rcpt)	5	15-Jul-20	21-Jul-20	-348					CTS_PL 21 - Aux Elect Rm: Terminations - Elect Panel 5SP - Sector 3 (Digital Ads, Rcpt)
CTS.26.50.1165	CTS_PL 09 - Aux Comm Rm: Terminations - CCTV Cabinets	10	09-Jul-20	22-Jul-20	-333					CTS_PL 09 - Aux Comm Rm: Terminations - CCTV Cabinets
CTS.26.50.470	CTS_PL 08 - Mens Restroom: Pull Wire & Set Light Fixtures	5	16-Jul-20	22-Jul-20	-355					CTS_PL 08 - Mens Restroom: Pull Wire & Set Light Fixtures
CTS.26.50.465	CTS_PL 07 - Womens Restroom: Pull Wire & Set Light Fixtures	5	16-Jul-20	22-Jul-20	-355					CTS_PL 07 - Womens Restroom: Pull Wire & Set Light Fixtures
CTS.34.21.915	CTS_PL 18 - Main Elect Rm: Energize A/C TPSS Equipment	5	20-Jul-20	24-Jul-20	-340					CTS_PL 18 - Main Elect Rm: Energize A/C TPSS Equipment
CTS.26.50.370	CTS_PL 02 - Fire Equip Rm: Pull Wire - Lighting	5	20-Apr-20 A	27-Jul-20	-346					CTS_PL 02 - Fire Equip Rm: Pull Wire - Lighting
CTS.26.24.185	CTS_PL 21 - Aux Elect Rm: Terminations - Elect Panel 5SHL - Sector 3 (Public Ltg, Water Heater)	5	22-Jul-20	28-Jul-20	-348					CTS_PL 21 - Aux Elect Rm: Terminations - Elect Panel 5SHL - Sector 3 (Public Ltg, Wate
CTS.34.21.935	CTS_PL 18 - Main Elect Rm: Energize DC TPSS Equipment	5	27-Jul-20	31-Jul-20	-340					CTS_PL 18 - Main Elect Rm: Energize DC TPSS Equipment
CTS.26.50.435	CTS_PL 02 - Fire Equip Rm: Hang Light Fixtures & Terminate	5	28-Jul-20	03-Aug-20	-346					CTS_PL 02 - Fire Equip Rm: Hang Light Fixtures & Terminate
CTS.26.24.190	CTS_PL 21 - Aux Elect Rm: Terminations - Elect Panel LCP-5 - Sector 3 (Lighting Control)	5	29-Jul-20	04-Aug-20	-348					CTS_PL 21 - Aux Elect Rm: Terminations - Elect Panel LCP-5 - Sector 3 (Lighting Con
CTS.26.50.480	CTS_PL 08 - Mens Restroom: Install - Electric Light Fixtures	5	30-Jul-20	05-Aug-20	-352					CTS_PL 08 - Mens Restroom: Install - Electric Light Fixtures
CTS.26.50.475	CTS_PL 07 - Womens Restroom: Install - Electric Light Fixtures	5	30-Jul-20	05-Aug-20	-351					CTS_PL 07 - Womens Restroom: Install - Electric Light Fixtures
CTS.26.24.925	CTS_PL 21 - Aux Elect Rm: Energize Panels - Sector 3	1	05-Aug-20	05-Aug-20	-348					CTS_PL 21 - Aux Elect Rm: Energize Panels - Sector 3
CTS.26.50.1175	CTS_PL 09 - Aux Comm Rm: Terminations - Telephone Cabinets	10	23-Jul-20	05-Aug-20	-333					CTS_PL 09 - Aux Comm Rm: Terminations - Telephone Cabinets
CTS.26.50.1185	CTS_PL 09 - Aux Comm Rm: Terminations - P.A. Cabinet	10	23-Jul-20	05-Aug-20	-333					CTS_PL 09 - Aux Comm Rm: Terminations - P.A. Cabinet
<b>Under Platform Level</b>		27	26-May-20	01-Jul-20	-320					
<b>Electrical - Transportation</b>		161	16-Dec-19 A	21-Jul-20	-332					
<b>Architectual Finishes</b>		372	26-Apr-19 A	07-Oct-20	-348					
<b>Entrance Roof Level</b>		59	25-Jun-20	15-Sep-20	-347					
<b>Surface Level</b>		88	11-May-20 A	07-Oct-20	-348					
<b>Upper Mezz Level</b>		143	03-Feb-20 A	10-Sep-20	-329					
<b>Lower Mezz Level</b>		74	06-Apr-20 A	04-Sep-20	-340					
<b>Concourse Level</b>		154	13-Jan-20 A	24-Sep-20	-339					
CTS.08.33.539	CTS_CN 13 - Concessions: Install - Roll Down Door (CN-13B)	5	01-Jun-20	05-Jun-20	-314					CTS_CN 13 - Concessions: Install - Roll Down Door (CN-13B)
CTS.03.46.940	CTS_CN 03 - Ticketing Hall: Install -GFRC Wall Panel System East Wall	10	27-Apr-20 A	08-Jun-20	-320					CTS_CN 03 - Ticketing Hall: Install -GFRC Wall Panel System East Wall
CTS.03.46.537	CTS_CN 13 - Concessions: Install - Green GFRC Wall Panels	4	11-May-20 A	19-Jun-20	-309					CTS_CN 13 - Concessions: Install - Green GFRC Wall Panels
CTS.09.66.702	CTS_CN - Station Concourse: Layout Design - Terrazzo Flooring	5	03-Feb-20 A	22-Jun-20	-306					CTS_CN - Station Concourse: Layout Design - Terrazzo Flooring
CTS.09.90.508	CTS_CN 14 - Trash Rm: Seal Concrete Floor	1	25-Jun-20	25-Jun-20	-326					CTS_CN 14 - Trash Rm: Seal Concrete Floor
CTS.09.90.520	CTS_CN 24 - Valve Rm: Seal Concrete Floor	2	25-Jun-20	26-Jun-20	-290					CTS_CN 24 - Valve Rm: Seal Concrete Floor
CTS.03.46.525	CTS_CN 01: Install - GFRC Wall Panel System @ Fare Gates & Headwall	10	16-Jun-20	29-Jun-20	-306					CTS_CN 01: Install - GFRC Wall Panel System @ Fare Gates & Headwall
CTS.09.66.707	CTS_CN 13 - Concessions: Prepare Floor Surface - Terrazzo Floor	5	26-Jun-20	02-Jul-20	-313					CTS_CN 13 - Concessions: Prepare Floor Surface - Terrazzo Floor
CTS.09.65.530	CTS_CN 10 - Emergency Command Rm: Install - Linoleum Flooring	5	26-Jun-20	02-Jul-20	-294					CTS_CN 10 - Emergency Command Rm: Install - Linoleum Flooring
CTS.09.53.545	CTS_CN 16 - Break Rm: Install - Perforated Aluminum Ceiling Panel System	5	26-Jun-20	02-Jul-20	-324					CTS_CN 16 - Break Rm: Install - Perforated Aluminum Ceiling Panel System
CTS.09.53.553	CTS_CN 19 - Womens Staff Lockers: Install - Perforated Aluminum Ceiling Panels	5	26-Jun-20	02-Jul-20	-326					CTS_CN 19 - Womens Staff Lockers: Install - Perforated Aluminum Ceiling Panels
CTS.09.65.544	CTS_CN 16 - Break Rm: Install - Linoleum Flooring	2	03-Jul-20	06-Jul-20	-296					CTS_CN 16 - Break Rm: Install - Linoleum Flooring
CTS.09.66.716	CTS_CN 13 - Concessions: Layout Design - Terrazzo Flooring	5	03-Jul-20	09-Jul-20	-313					CTS_CN 13 - Concessions: Layout Design - Terrazzo Flooring
CTS.05.50.532	CTS_CN 02 - Station Agent Booth: Install - Red Metal Cladding	2	09-Jul-20	10-Jul-20	-354					CTS_CN 02 - Station Agent Booth: Install - Red Metal Cladding
CTS.09.66.718	CTS_CN 13 - Concessions: Install - Terrazzo Flooring	5	10-Jul-20	16-Jul-20	-313					CTS_CN 13 - Concessions: Install - Terrazzo Flooring
CTS.09.53.535	CTS_CN 03 - Ticketing Hall: Install - Perforated Aluminum Ceiling Panel System	15	30-Jun-20	20-Jul-20	-306					CTS_CN 03 - Ticketing Hall: Install - Perforated Aluminum Ceiling Panel System
CTS.09.66.706	CTS_CN - Station Concourse: Seal - Terrazzo Flooring & Cove Base	5	14-Jul-20	20-Jul-20	-306					CTS_CN - Station Concourse: Seal - Terrazzo Flooring & Cove Base
CTS.09.66.720	CTS_CN 13 - Concessions: Install - Terrazzo Cove Base	3	17-Jul-20	21-Jul-20	-313					CTS_CN 13 - Concessions: Install - Terrazzo Cove Base



Activity ID	Activity Name	Original Duration	Start	Finish	Total Float	2020				2021
						Q2	Q3	Q4	Q1	
CTS.09.53.529	CTS_CN 02 - Station Agent Booth: Install - White Aluminum Ceiling Panels	10	09-Jul-20	22-Jul-20	-362					CTS_CN 02 - Station Agent Booth: Install - White Aluminum Ceiling Panels
CTS.09.53.624	CTS_CN 20 - Womens Restroom: Hang - Perforated Aluminum Ceiling Panels	5	16-Mar-20 A	22-Jul-20	-344					CTS_CN 20 - Womens Restroom: Hang - Perforated Aluminum Ceiling Panels
CTS.09.53.424	CTS_CN 22 - Mens Restroom: Hang - Perforated Aluminum Ceiling Panels	5	09-Mar-20 A	22-Jul-20	-349					CTS_CN 22 - Mens Restroom: Hang - Perforated Aluminum Ceiling Panels
CTS.09.66.301	CTS_CN 03 Ticket Hall - Prepare Floor Surface - Terrazzo Flooring	5	17-Jul-20	23-Jul-20	-348					CTS_CN 03 Ticket Hall - Prepare Floor Surface - Terrazzo Flooring
CTS.09.66.302	CTS_CN 03 Ticket Hall - Layout Design - Terrazzo Flooring	5	17-Jul-20	23-Jul-20	-348					CTS_CN 03 Ticket Hall - Layout Design - Terrazzo Flooring
CTS.05.50.551	CTS_CN 02 - Station Agent Booth: Install - Interior SS Panels	2	13-Jan-20 A	24-Jul-20	-362					CTS_CN 02 - Station Agent Booth: Install - Interior SS Panels
CTS.09.66.722	CTS_CN 13 - Concessions: Grind & Polish - Terrazzo Flooring & Cove Base	5	22-Jul-20	28-Jul-20	-313					CTS_CN 13 - Concessions: Grind & Polish - Terrazzo Flooring & Cove Base
CTS.09.66.724	CTS_CN 13 - Concessions: Seal - Terrazzo Flooring & Cove Base	1	29-Jul-20	29-Jul-20	-313					CTS_CN 13 - Concessions: Seal - Terrazzo Flooring & Cove Base
CTS.07.43.581	CTS_CN 02 - Station Agent Booth: Install - Glass Ceramic Counters	3	27-Jul-20	29-Jul-20	-348					CTS_CN 02 - Station Agent Booth: Install - Glass Ceramic Counters
CTS.09.53.561	CTS_CN 21 - Mens Staff Lockers: Install - Perforated Aluminum Ceiling Panels	4	29-Jul-20	03-Aug-20	-321					CTS_CN 21 - Mens Staff Lockers: Install - Perforated Aluminum Ceiling Panels
CTS.10.28.640	CTS_CN 20 - Womens Restroom: Install - Toilet Accessories	2	31-Jul-20	03-Aug-20	-316					CTS_CN 20 - Womens Restroom: Install - Toilet Accessories
CTS.10.28.588	CTS_CN 21 - Mens Staff Lockers: Mirror	1	04-Aug-20	04-Aug-20	-317					CTS_CN 21 - Mens Staff Lockers: Mirror
CTS.09.66.303	CTS_CN 03 Ticket Hall - Install - Terrazzo Flooring	10	24-Jul-20	06-Aug-20	-348					CTS_CN 03 Ticket Hall - Install - Terrazzo Flooring
CTS.10.51.562	CTS_CN 21 - Mens Staff Lockers: Install - Metal Lockers	5	04-Aug-20	10-Aug-20	-321					CTS_CN 21 - Mens Staff Lockers: Install - Metal Lockers
CTS.10.28.440	CTS_CN 22 - Mens Restroom: Install - Toilet Accessories	4	07-Aug-20	12-Aug-20	-325					CTS_CN 22 - Mens Restroom: Install - Toilet Accessories
CTS.10.14.125	CTS_CN 02 - Station Agent Booth: Install - Signage	1	19-Aug-20	19-Aug-20	-343					CTS_CN 02 - Station Agent Booth: Install - Signage
CTS.09.66.304	CTS_CN 03 Ticket Hall - Install - Terrazzo Cove Base	5	17-Aug-20	21-Aug-20	-362					CTS_CN 03 Ticket Hall - Install - Terrazzo Cove Base
CTS.08.80.580	CTS_CN 02 - Station Agent Booth - Install Glazing & Glass Door	3	19-Aug-20	21-Aug-20	-362					CTS_CN 02 - Station Agent Booth - Install Glazing & Glass Door
CTS.09.66.711	CTS_CN 02 - Station Agent Booth: Install - Raised Floor with Precast Terrazzo	5	17-Aug-20	21-Aug-20	-362					CTS_CN 02 - Station Agent Booth: Install - Raised Floor with Precast Terrazzo
CTS.10.14.145	CTS_PL 02 - Install - Signage	5	20-Aug-20	26-Aug-20	-343					CTS_PL 02 - Install - Signage
CTS.08.44.155	CTS_CN - Ticket Hall: Install - Elevator Glass Enclosure Panel System	5	24-Aug-20	28-Aug-20	-359					CTS_CN - Ticket Hall: Install - Elevator Glass Enclosure Panel System
CTS.12.10.100	CTS_CN Install: Art - Powder Coated Steel Panels - Concourse Ticketing Hall	5	25-Aug-20	31-Aug-20	-321					CTS_CN Install: Art - Powder Coated Steel Panels - Concourse Ticketing Hall
CTS.12.10.140	CTS_CN Install: Art - Mosaic Panel Wall Art - Cross Cut Cavern End Wall	5	25-Aug-20	31-Aug-20	-321					CTS_CN Install: Art - Mosaic Panel Wall Art - Cross Cut Cavern End Wall
CTS.10.14.155	CTS_MZ 02 - Install - Signage	5	27-Aug-20	02-Sep-20	-343					CTS_MZ 02 - Install - Signage
CTS.09.66.305	CTS_CN 03 Ticket Hall - Grind & Polish - Terrazzo Flooring & Cove Base	10	24-Aug-20	04-Sep-20	-362					CTS_CN 03 Ticket Hall - Grind & Polish - Terrazzo Flooring & Cove Base
CTS.09.66.306	CTS_CN 03 Ticket Hall - Seal - Terrazzo Flooring & Cove Base	2	07-Sep-20	08-Sep-20	-362					CTS_CN 03 Ticket Hall - Seal - Terrazzo Flooring & Cove Base
CTS.10.14.135	CTS_CN 02 - Install - Signage	5	03-Sep-20	09-Sep-20	-343					CTS_CN 02 - Install - Signage
CTS.07.43.571	CTS_CN 03 - Ticketing Hall: Install - White Glass Ceramic Wall Panels	15	25-Aug-20	14-Sep-20	-346					CTS_CN 03 - Ticketing Hall: Install - White Glass Ceramic Wall Panels
CTS.10.28.448	CTS_CN 22 - Mens Restroom: Install - Toilet Accessories - Mirror	2	23-Sep-20	24-Sep-20	-354					CTS_CN 22 - Mens Restroom: Install - Toilet Accessories - Mirror
<b>Platform Level</b>		304	20-May-19 A	31-Aug-20	-321					
<b>Under Platform Level</b>		310	26-Apr-19 A	13-Jul-20	-316					
<b>No 13-Level</b>		5	28-Jul-20	03-Aug-20	-336					
<b>Conveyances</b>		55	06-Apr-20 A	10-Sep-20	-356					
<b>Startup &amp; Testing</b>		30	16-Sep-20	27-Oct-20	-362					
<b>No 13-Disp</b>		1817	10-Jul-14 A	29-Dec-20	63					
<b>Construction YBM Station P-1255</b>		1760	10-Jul-14 A	28-Dec-20	64					
<b>Concrete/Shotcrete</b>		393	15-Oct-18 A	07-Aug-20	-334					
<b>Electrical</b>		50	01-May-20 A	03-Aug-20	-348					
<b>Electrical - Transportation</b>		299	28-May-19 A	06-Jul-20	-328					
<b>Platform Level</b>		14	26-May-20	12-Jun-20	-305					
<b>Under Platform Level</b>		292	28-May-19 A	06-Jul-20	-326					
YBM.34.21.1095	YBM_IV 302 - Traction Power Rm: Set & Assemble - DC Switchgear	15	03-Jun-19 A	01-Jun-20	-336					YBM_IV 302 - Traction Power Rm: Set & Assemble - DC Switchgear
YBM.34.21.1185	YBM_IV 302 - Traction Power Rm: Install - AC Control Cable Tray	5	26-May-20	01-Jun-20	-321					YBM_IV 302 - Traction Power Rm: Install - AC Control Cable Tray
YBM.34.21.1085	YBM_IV 302 - Traction Power Rm: Install - Supervisory Panel SV01	5	28-May-19 A	01-Jun-20	-325					YBM_IV 302 - Traction Power Rm: Install - Supervisory Panel SV01
YBM.34.22.0330	YBM_IV 302 - Traction Power Rm: Pull - Traction Power Cables Pullbox B-01 To PS03	2	02-Jun-20	03-Jun-20	-315					YBM_IV 302 - Traction Power Rm: Pull - Traction Power Cables Pullbox B-01 To PS03
YBM.34.21.1175	YBM_IV 302 - Traction Power Rm: Install Conduit Between AC & DC Switchgear	2	02-Jun-20	03-Jun-20	-310					YBM_IV 302 - Traction Power Rm: Install Conduit Between AC & DC Switchgear
YBM.34.22.0340	YBM_IV 302 - Traction Power Rm: Pull - Traction Power Cables Pullbox B02 To PS05	2	04-Jun-20	05-Jun-20	-315					YBM_IV 302 - Traction Power Rm: Pull - Traction Power Cables Pullbox B02 To PS05
YBM.34.21.1195	YBM_IV 302 - Traction Power Rm: Pull & Terminate Power Cable Between AC & DC Switchgear	2	04-Jun-20	05-Jun-20	-310					YBM_IV 302 - Traction Power Rm: Pull & Terminate Power Cable Between AC & DC Switchgear
YBM.34.21.1145	YBM_IV 302 - Traction Power Rm: Install - DC Control Cable Tray	5	02-Jun-20	08-Jun-20	-316					YBM_IV 302 - Traction Power Rm: Install - DC Control Cable Tray
YBM.34.22.0360	YBM_IV 302 - Traction Power Rm: Pull - Traction Power Cables Pullbox B-01 To PS06	2	08-Jun-20	09-Jun-20	-315					YBM_IV 302 - Traction Power Rm: Pull - Traction Power Cables Pullbox B-01 To PS06
YBM.34.22.0370	YBM_IV 302 - Traction Power Rm: Pull - Traction Power Cables PS06 to PS02	2	10-Jun-20	11-Jun-20	-315					YBM_IV 302 - Traction Power Rm: Pull - Traction Power Cables PS06 to PS02



Activity ID	Activity Name	Original Duration	Start	Finish	Total Float	2020				2021
						Q2	Q3	Q4	Q1	
YBM.34.21.1105	YBM_IV 302 - Traction Power Rm: Install - Supervisory Control Cable Tray	4	09-Jun-20	12-Jun-20	-330					
YBM.34.22.0380	YBM_IV 302 - Traction Power Rm: Pull - Traction Power Cables Pullbox B02 To PS01	2	12-Jun-20	15-Jun-20	-315					
YBM.34.21.1165	YBM_IV 302 - Traction Power Rm: Terminations - DC Switchgear	10	02-Jun-20	15-Jun-20	-311					
YBM.34.21.1235	YBM_IV 302 - Traction Power Rm: Pull Wire - DC Control	5	09-Jun-20	15-Jun-20	-316					
YBM.34.22.0390	YBM_IV 302 - Traction Power Rm: Pull - Traction Power Cables PS01 to PS04	2	16-Jun-20	17-Jun-20	-315					
YBM.34.21.1125	YBM_IV 302 - Traction Power Rm: Install - Negative Feeder Cable Tray	5	16-Jun-20	22-Jun-20	-326					
YBM.34.21.1205	YBM_IV 302 - Traction Power Rm: Pull & Terminate AC Control Cable	15	02-Jun-20	22-Jun-20	-321					
YBM.34.21.1245	YBM_IV 302 - Traction Power Rm: Terminate - DC Control	5	16-Jun-20	22-Jun-20	-316					
YBM.34.21.1255	YBM_IV 302 - Traction Power Rm: Pull Cable - Negative Feeder	5	23-Jun-20	29-Jun-20	-326					
YBM.34.21.1115	YBM_IV 302 - Traction Power Rm: Pull & Terminate - Supervisory Control Cable	15	15-Jun-20	03-Jul-20	-330					
YBM.34.21.1265	YBM_IV 302 - Traction Power Rm: Terminations - Negative Feeder (By 1256)	5	30-Jun-20	06-Jul-20	-326					
<b>Conveyances</b>		167	06-Jan-20 A	14-Aug-20	-350					
<b>Startup &amp; Testing</b>		40	17-Aug-20	09-Oct-20	-350					
<b>No 13-Disp</b>		1748	10-Jul-14 A	28-Dec-20	64					
<b>Construction STS P-1256</b>		1752	13-Jan-14 A	25-Feb-21	64					
<b>Concrete/Shotcrete</b>		5	27-May-20	02-Jun-20	-297					
<b>Tunnel Concrete</b>		561	22-Jan-18 A	28-Aug-20	-335					
<b>Electrical</b>		1036	14-May-14 A	02-Nov-20	104					
<b>Upper Mezz Level</b>		20	08-Jun-20	03-Jul-20	-305					
<b>Lower Mezz Level</b>		25	01-Jun-20	03-Jul-20	-320					
<b>Intermediate Strut Level</b>		5	10-Jun-20	16-Jun-20	-317					
<b>Mezzanine Level</b>		7	26-May-20	03-Jun-20	-298					
<b>Platform Level</b>		7	31-Aug-20	08-Sep-20	-357					
<b>No 13-Level</b>		1036	14-May-14 A	02-Nov-20	104					
STS.34.42.0690	STS_Install: Train Control - Remote Feed Boxes- SB Portal to Moscone	1	26-May-20	26-May-20	-297					
STS.34.42.0510	STS_Install: Train Control - ATSC Entry Point Signage - Portal	1	26-May-20	26-May-20	-295					
STS.34.42.1070	STS_Install: Train Control - Remote Feed Boxes/Track Heads SB Moscone to Union Square	1	27-May-20	27-May-20	-297					
STS.34.42.0900	STS_Install: Train Control - ATSC Entry Point Signage - Moscone Station	1	27-May-20	27-May-20	-295					
STS.34.42.1440	STS_Install: Train Control - Remote Feed Boxes- SB Union Square to Chinatown	1	27-May-20	28-May-20	-297					
STS.34.42.1270	STS_Install: Train Control - ATSC Entry Point Signage - Union Square Station	1	28-May-20	28-May-20	-295					
STS.34.42.1640	STS_Install: Train Control - ATSC Entry Point Signage - Chinatown	1	29-May-20	29-May-20	-295					
STS.26.05.1480	STS_Install: Tunnel Electrical - Electrical Lighting Conduit & JB's - NB Chinatown to North Limits	4	26-May-20	29-May-20	-295					
STS.26.05.1560	STS_Install: Tunnel Electrical -Lighting Fixtures - NB Chinatown to North Limits	5	26-May-20	01-Jun-20	-296					
STS.34.42.1060	STS_Install: Train Control - Axle Counter Electronics Boxes/Track Heads SB Moscone to Union Square	6	26-May-20	02-Jun-20	-306					
STS.34.42.0480	STS_Install: Train Control - Axle Counter Electronics Boxes/Track Heads NB Portal to Moscone	6	26-May-20	02-Jun-20	-310					
STS.34.42.0490	STS_Install: Train Control - Remote Feed Boxes- NB Portal to Moscone	1	02-Jun-20	02-Jun-20	-300					
STS.34.42.0880	STS_Install: Train Control - Remote Feed Boxes- NB Moscone to Union Square	1	03-Jun-20	03-Jun-20	-300					
STS.34.42.0600	STS_Install: Train Control - Train Control Signals - SB Portal to Moscone	6	28-May-20	04-Jun-20	-326					
STS.34.42.1260	STS_Install: Train Control - Remote Feed Boxes- NB Union Square to Chinatown	1	04-Jun-20	04-Jun-20	-300					
STS.34.42.2270	STS_Install: Train Control - Train Control Conduit - & JB's NB Portal To Moscone	4	20-Mar-17 A	08-Jun-20	-394					
STS.34.42.2310	STS_Install: Train Control - Train Control Conduit - & JB's SB Portal To Moscone	4	20-Mar-17 A	08-Jun-20	-368					
STS.26.05.1390	STS_Install: Tunnel Electrical - Traction Power Conduit - SB Chinatown to North Limits	10	15-Jul-19 A	08-Jun-20	-306					
STS.26.05.1740	STS_Install: Tunnel Electrical -Lighting Fixtures - SB Union Square to Chinatown	10	30-Mar-20 A	08-Jun-20	201					
STS.34.420.870	STS_Install: Train Control - Axle Counter Electronics Boxes/Track Heads- NB Moscone to Union Square	6	03-Jun-20	10-Jun-20	-310					
STS.34.42.1800	STS_Install: Train Control - Axle Counter Electronics Boxes/Track Heads SB Union Square to Chinatown	6	02-Jun-20	10-Jun-20	-306					
STS.26.05.1715	STS_Install: Tunnel Electrical - Traction Power Connection Boxes/OCS Risers SB17- SB Chinatown To North Limits	2	05-Aug-19 A	10-Jun-20	-306					
STS.34.23.1230	STS_Install: Tunnel Electrical - OCS Catenary Hangers - NB Union Square to Chinatown	5	16-Mar-20 A	10-Jun-20	-396					
STS.34.42.0710	STS_Install: Train Control - SB ATSC Entry Point Signage - Portal	1	12-Jun-20	12-Jun-20	-308					
STS.34.42.0980	STS_Install: Train Control - Train Control Signals - SB Moscone to Union Square	6	05-Jun-20	12-Jun-20	-326					
STS.34.23.1940	STS_Install: Tunnel Electrical - OCS Steady Arm Assemblies - NB Moscone to Union Square	7	04-Jun-20	12-Jun-20	-405					
STS.34.42.2370	STS_Install: Train Control - Train Control Pull ATSC Wire & Cable NB Portal To Moscone	4	09-Jun-20	12-Jun-20	-334					

Activity ID	Activity Name	Original Duration	Start	Finish	Total Float	2020				2021
						Q2	Q3	Q4	Q1	
STS.34.42.1090	STS_Install: Train Control - SB ATSC Entry Point Signage - Moscone	1	15-Jun-20	15-Jun-20	-308					STS_Install: Train Control - SB ATSC Entry Point Signage - Moscone
STS.26.05.1370	STS_Install: Tunnel Electrical -Lighting Fixtures - SB Chinatown to North Limits	5	09-Jun-20	15-Jun-20	201					STS_Install: Tunnel Electrical -Lighting Fixtures - SB Chinatown to North Limits
STS.34.23.1860	STS_Install: Tunnel Electrical - OCS Wires, Spacers, Insulators - NB Portal To Moscone	4	10-Jun-20	15-Jun-20	-406					STS_Install: Tunnel Electrical - OCS Wires, Spacers, Insulators - NB Portal To Moscone
STS.28.20.2020	STS_Install: - SCADA System Terminations - UMS Communications Rm	10	02-Jun-20	15-Jun-20	-306					STS_Install: - SCADA System Terminations - UMS Communications Rm
STS.34.23.1220	STS_Install: Tunnel Electrical - OCS Elastic Arm Assemblies - NB Union Square to Chinatown	3	11-Jun-20	15-Jun-20	-392					STS_Install: Tunnel Electrical - OCS Elastic Arm Assemblies - NB Union Square to Chinatown
STS.26.05.3790	STS_Install: Tunnel Electrical - Pull & Terminate Emerg Tel/SFFD Tel/Blue Lights - NB Union Square to Chinatown	5	09-Jun-20	15-Jun-20	-306					STS_Install: Tunnel Electrical - Pull & Terminate Emerg Tel/SFFD Tel/Blue Lights - NB Union Square to Chinatown
STS.34.42.1460	STS_Install: Train Control - SB ATSC Entry Point Signage - Union Square	1	16-Jun-20	16-Jun-20	-308					STS_Install: Train Control - SB ATSC Entry Point Signage - Union Square
STS.34.42.1820	STS_Install: Train Control - SB ATSC Entry Point Signage - Chinatown	1	17-Jun-20	17-Jun-20	-308					STS_Install: Train Control - SB ATSC Entry Point Signage - Chinatown
STS.34.42.2330	STS_Install: Train Control - Train Control Pull ATSC Wire & Cable SB Portal To Moscone	4	12-Jun-20	17-Jun-20	-336					STS_Install: Train Control - Train Control Pull ATSC Wire & Cable SB Portal To Moscone
STS.34.42.1250	STS_Install: Train Control - Axle Counter Electronics Boxes/Track Heads NB Union Square to Chinatown	6	10-Jun-20	18-Jun-20	-310					STS_Install: Train Control - Axle Counter Electronics Boxes/Track Heads NB Union Square to Chinatown
STS.26.05.1960	STS_Install: Tunnel Electrical - Comm/TC Cable Tray - SB Tunnel Wireduct Interface - South Platform	5	12-Jun-20	18-Jun-20	-332					STS_Install: Tunnel Electrical - Comm/TC Cable Tray - SB Tunnel Wireduct Interface - South Platform
STS.26.05.2060	STS_Install: Tunnel Electrical - Comm/TC Conduit & Pull Boxes - SB Tunnel Wireduct Interface - @ Portal	5	12-Jun-20	18-Jun-20	-324					STS_Install: Tunnel Electrical - Comm/TC Conduit & Pull Boxes - SB Tunnel Wireduct Interface - @ Portal
STS.34.23.1950	STS_Install: Tunnel Electrical - OCS Steady Arm Assemblies - NB Union Square to Chinatown	7	11-Jun-20	19-Jun-20	-396					STS_Install: Tunnel Electrical - OCS Steady Arm Assemblies - NB Union Square to Chinatown
STS.34.42.1720	STS_Install: Train Control - Train Control Signals - SB Union Square to Chinatown	6	15-Jun-20	22-Jun-20	-326					STS_Install: Train Control - Train Control Signals - SB Union Square to Chinatown
STS.26.05.2160	STS_Install: Traction Power - Install Conduit/TP SCADA Cable to Existing FODP Panel @ King SubStation	10	09-Jun-20	22-Jun-20	-336					STS_Install: Traction Power - Install Conduit/TP SCADA Cable to Existing FODP Panel @ King SubStation
STS.26.05.1280	STS_Install: Tunnel Electrical - Unistrut For Conduit & Signal Supports - SB Chinatown to North Limits	7	30-Mar-20 A	22-Jun-20	-319					STS_Install: Tunnel Electrical - Unistrut For Conduit & Signal Supports - SB Chinatown to North Limits
STS.34.42.1620	STS_Install: Train Control - Axle Counter Electronics Boxes/Track Heads NB Chinatown to North Limits	1	23-Jun-20	23-Jun-20	-312					STS_Install: Train Control - Axle Counter Electronics Boxes/Track Heads NB Chinatown to North Limits
STS.34.42.1630	STS_Install: Train Control - Remote Feed Boxes- NB Chinatown to North Limits	1	23-Jun-20	23-Jun-20	-312					STS_Install: Train Control - Remote Feed Boxes- NB Chinatown to North Limits
STS.34.42.1810	STS_Install: Train Control - Remote Feed Boxes- SB Chinatown to North Limits	1	23-Jun-20	23-Jun-20	-314					STS_Install: Train Control - Remote Feed Boxes- SB Chinatown to North Limits
STS.34.42.1430	STS_Install: Train Control - Axle Counter Electronics Boxes/Track Heads SB Chinatown to North Limits	1	23-Jun-20	23-Jun-20	-314					STS_Install: Train Control - Axle Counter Electronics Boxes/Track Heads SB Chinatown to North Limits
STS 32 17 26 c	STS_Fab\Deliver: Exterior: Tactile Warning Surfacing (32 17 26)	30	25-Oct-17 A	24-Jun-20	-413					STS_Fab\Deliver: Exterior: Tactile Warning Surfacing (32 17 26)
STS.34.23.1600	STS_Install: Tunnel Electrical - OCS Catenary Hangers - NB Chinatown to North Limits	2	16-Mar-20 A	24-Jun-20	-323					STS_Install: Tunnel Electrical - OCS Catenary Hangers - NB Chinatown to North Limits
STS.26.05.2000	STS_Install: Tunnel Electrical - Emerg Tel/SFFD Tel/Blue Lights - NB Chinatown to North Limits	2	23-Jun-20	24-Jun-20	-315					STS_Install: Tunnel Electrical - Emerg Tel/SFFD Tel/Blue Lights - NB Chinatown to North Limits
STS.28.20.1810	STS_Install: Tunnel Electrical - CCTV Cameras - SB Chinatown to North Limits	2	23-Jun-20	24-Jun-20	-314					STS_Install: Tunnel Electrical - CCTV Cameras - SB Chinatown to North Limits
STS.26.05.1010	STS_Install: Tunnel Electrical - Emerg Tel/SFFD Tel/Blue Lights - SB Moscone to Union Square	3	23-Jun-20	25-Jun-20	-329					STS_Install: Tunnel Electrical - Emerg Tel/SFFD Tel/Blue Lights - SB Moscone to Union Square
STS.34.23.1590	STS_Install: Tunnel Electrical - OCS Elastic Arm Assemblies - NB Chinatown to North Limits	1	25-Jun-20	25-Jun-20	-319					STS_Install: Tunnel Electrical - OCS Elastic Arm Assemblies - NB Chinatown to North Limits
STS.34.42.1350	STS_Install: Train Control - Train Control Signals - SB Chinatown to North Limits	3	23-Jun-20	25-Jun-20	-316					STS_Install: Train Control - Train Control Signals - SB Chinatown to North Limits
STS.28.20.1870	STS_Install: - CCTV Camera Equipment Cabinets - CTS Communications Rm	4	22-Jun-20	25-Jun-20	-315					STS_Install: - CCTV Camera Equipment Cabinets - CTS Communications Rm
STS.34.42.100	STS_Transportation: Surface Signaling System - Testing & Startup	30	28-May-20	26-Jun-20	-450					STS_Transportation: Surface Signaling System - Testing & Startup
STS.34.42.2120	STS_Install: Train Control - ATSC Power Panels - Chinatown Station Control Room	4	23-Jun-20	26-Jun-20	-332					STS_Install: Train Control - ATSC Power Panels - Chinatown Station Control Room
STS.34.42.2160	STS_Install: Train Control - ATSC 5KVA UPS Battery Cabinet - Union Square Station Control Room	2	25-Jun-20	26-Jun-20	-334					STS_Install: Train Control - ATSC 5KVA UPS Battery Cabinet - Union Square Station Control Room
STS.28.20.2050	STS_Install: - Terminate CCTV Camera Equipment Cabinets - CTS Communications Rm	5	22-Jun-20	26-Jun-20	-315					STS_Install: - Terminate CCTV Camera Equipment Cabinets - CTS Communications Rm
STS.34.42.2020	STS_Install: Train Control - ATSC Emergency Feed In Device - Moscone Station Control Room	3	24-Jun-20	26-Jun-20	-335					STS_Install: Train Control - ATSC Emergency Feed In Device - Moscone Station Control Room
STS.26.05.3800	STS_Install: Tunnel Electrical - Pull & Terminate Emerg Tel/SFFD Tel/Blue Lights - NB Chinatown to North Limits	2	25-Jun-20	26-Jun-20	-315					STS_Install: Tunnel Electrical - Pull & Terminate Emerg Tel/SFFD Tel/Blue Lights - NB Chinatown to North Limits
STS.26.05.3510	STS_Install: Lighting - 4th/Brannan Station	10	19-Feb-18 A	29-Jun-20	-316					STS_Install: Lighting - 4th/Brannan Station
STS 27 32 10 f1	STS_Prep\Submit: Comm: Radio System Test Plans & Procedures	5	25-Jun-20	29-Jun-20	-552					STS_Prep\Submit: Comm: Radio System Test Plans & Procedures
STS 34 42 39 c	STS_Fab\Deliver: Transportation: ATCS Central Equipment (34 42 39)	10	20-Jun-20	29-Jun-20	-474					STS_Fab\Deliver: Transportation: ATCS Central Equipment (34 42 39)
STS.20.71.550	STS_Manufacture - PCC SCADA Equipment	20	17-Jan-20 A	29-Jun-20	-336					STS_Manufacture - PCC SCADA Equipment
STS.34.23.2600	STS_Install: OCS System - Install OCS Trolley Wire In 4th St - Townsend To King Street	2	26-Jun-20	29-Jun-20	-359					STS_Install: OCS System - Install OCS Trolley Wire In 4th St - Townsend To King Street
STS.34.23.1410	STS_Install: Tunnel Electrical - OCS Catenary Hangers - SB Chinatown to North Limits	5	09-Mar-20 A	29-Jun-20	-326					STS_Install: Tunnel Electrical - OCS Catenary Hangers - SB Chinatown to North Limits
STS.26.05.2070	STS_Install: Traction Power - Remove Existing Mimic Panel Equipment @ PCC	5	23-Jun-20	29-Jun-20	-336					STS_Install: Traction Power - Remove Existing Mimic Panel Equipment @ PCC
STS.34.22.3170	STS_Install: Tunnel Electrical - Pull/Terminate OCS Riser Cable - PFCB SB09 To SB05 - UMS To MOSCONE	3	25-Jun-20	29-Jun-20	-366					STS_Install: Tunnel Electrical - Pull/Terminate OCS Riser Cable - PFCB SB09 To SB05 - UMS To MOSCONE
STS.34.22.3010	STS_Install: Tunnel Electrical - Pull/Terminate Traction Power Cable - PFCB SB04 To PS-02 - MOSCONE	4	25-Jun-20	30-Jun-20	-372					STS_Install: Tunnel Electrical - Pull/Terminate Traction Power Cable - PFCB SB04 To PS-02 - MOSCONE
STS.26.05.0920	STS_Install: Tunnel Electrical - Electrical Lighting Conduit & JB's - SB Moscone to Union Square	20	26-Nov-19 A	30-Jun-20	-338					STS_Install: Tunnel Electrical - Electrical Lighting Conduit & JB's - SB Moscone to Union Square
STS.34.42.2110	STS_Install: Train Control - ATSC Transformer - Chinatown Station Control Room	2	29-Jun-20	30-Jun-20	-332					STS_Install: Train Control - ATSC Transformer - Chinatown Station Control Room
STS.34.23.1400	STS_Install: Tunnel Electrical - OCS Elastic Arm Assemblies - SB Chinatown to North Limits	1	30-Jun-20	30-Jun-20	-322					STS_Install: Tunnel Electrical - OCS Elastic Arm Assemblies - SB Chinatown to North Limits
STS.28.20.0950	STS_Install: Tunnel Electrical - CCTV Conduit - & JB's SB Moscone to Union Square	13	13-Dec-19 A	30-Jun-20	-339					STS_Install: Tunnel Electrical - CCTV Conduit - & JB's SB Moscone to Union Square
STS.34.41.2120	STS_Install; Traffic Signal Displays 4th St/King	3	26-Jun-20	30-Jun-20	-348					STS_Install; Traffic Signal Displays 4th St/King
STS.26.05.3820	STS_Install: Tunnel Electrical - Pull & Terminate Emerg Tel/SFFD Tel/Blue Lights - SB Moscone to Union Square	3	26-Jun-20	30-Jun-20	-317					STS_Install: Tunnel Electrical - Pull & Terminate Emerg Tel/SFFD Tel/Blue Lights - SB Moscone to Union Square
STS.34.01.24.100	STS_: PA/PDS Software: Operation control Center (34 01 24)	30	18-Dec-19 A	01-Jul-20	-485					STS_: PA/PDS Software: Operation control Center (34 01 24)

**SFMTA Central Subway Project  
Master Project Schedule  
One Month Back & Remaining Work - May 2020 Update**

**Required Revenue Service Date 26-Dec-18  
Data Date: 26-May-20**



Activity ID	Activity Name	Original Duration	Start	Finish	Total Float	2020				2021
						Q2	Q3	Q4	Q1	
STS.34.01.24.130	STS_ : Cable Installation: Operation control Center (34 01 24)	30	02-Jun-20	01-Jul-20	-485					
STS.34.23.1960	STS_Install: Tunnel Electrical - OCS Steady Arm Assemblies - NB Chinatown to North Limits	5	25-Jun-20	01-Jul-20	-323					
STS.34.42.2010	STS_Install: Train Control - ATSC Feed In Device - Moscone Station Control Room	3	29-Jun-20	01-Jul-20	-335					
STS.34.42.2040	STS_Install: Train Control - ATSC Power Panels - Moscone Station Control Room	3	29-Jun-20	01-Jul-20	-335					
STS.34.22.3190	STS_Install: Tunnel Electrical - Pull/Terminate OCS Riser Cable - PFCB SB05 To PS-03 - MOS Nort	1	01-Jul-20	01-Jul-20	192					
STS.34.42.2170	STS_Install: Train Control - ATSC Communication Cable Termination Frame - Union Square Station (	4	29-Jun-20	02-Jul-20	-334					
STS.34.42.2200	STS_Install: Train Control - ATSC Transformer - Union Square Station Control Room	2	01-Jul-20	02-Jul-20	-334					
STS.34.23.100	STS_Install: Utilities: Install Fiber Optic Ductbank From (E) Pullbox to (E) MH 1879 - King St/4th Stre	5	26-Jun-20	02-Jul-20	-332					
STS.34.42.1940	STS_Install: Surface Signaling - TS Case No.1 - 4th/King	5	26-Feb-20 A	02-Jul-20	-319					
STS.26.05.1670	STS_Install: Tunnel Electrical - Electrical Power Conduit & JB's - SB Union Square to Chinatown	8	31-Mar-20 A	03-Jul-20	-338					
STS.34.23.1850	STS_Install: Tunnel Electrical - OCS Wires. Spacers, Insulators - NB Moscone to Union Square	14	16-Jun-20	03-Jul-20	-406					
STS.34.41.2100	STS_Install; Traffic Signal Displays 4th St/Harrison	3	01-Jul-20	03-Jul-20	-348					
STS.34.42.2030	STS_Install: Train Control - ATSC Transformer - Moscone Station Control Room	2	02-Jul-20	03-Jul-20	-335					
STS 28 20 05 c	STS_Fab\Deliver: Security: CCTV System (28 20 05)	180	03-Sep-14 A	05-Jul-20	-481					
STS.34.23.2000	STS_Install: Tunnel Electrical - OCS Steady Arm Assemblies - SB Chinatown to North Limits	5	30-Jun-20	06-Jul-20	-326					
STS.26.05.2080	STS_Install: Traction Power - New Equipment Display Rack @ PCC	5	30-Jun-20	06-Jul-20	-336					
STS.34.22.3770	STS_Pull & Terminate 500MCM Riser Cables - 4th Street	5	13-Jan-20 A	06-Jul-20	-321					
STS.26.05.3870	STS_Install: Tunnel Electrical - Pull/Terminate Power & Lighting - SB Moscone to Union Square	5	01-Jul-20	07-Jul-20	-338					
STS.28.20.1690	STS_Install: Tunnel Electrical - CCTV Conduit - & JB's SB Union Square to Chinatown	5	02-Apr-20 A	07-Jul-20	-339					
STS.34.22.2980	STS_Install: Tunnel Electrical - Pull/Terminate Traction Power Cable - PFCB SB09 To SB05 - UMS Tc	10	24-Jun-20	07-Jul-20	-372					
STS.34.42.1880	STS_Install: Surface Signaling - Interlocking Signals & Poles 21/23 - 4th/King	8	26-Jun-20	07-Jul-20	-322					
STS.28.20.1720	STS_Install: Tunnel Electrical - CCTV Cameras - NB Portal To Moscone	2	06-Jul-20	07-Jul-20	-336					
STS.26.05.2210	STS_Install: Traction Power -Terminate FODP Panel @ Moscone Folsom SubStation	3	03-Jul-20	07-Jul-20	-332					
STS.26.05.1660	STS_Install: Tunnel Electrical - Electrical Lighting Conduit & JB's - SB Union Square to Chinatown	26	02-Apr-20 A	08-Jul-20	179					
STS.34.22.3160	STS_Install: Tunnel Electrical - Pull/Terminate OCS Riser Cable - PS-06 To PFCB SB09 - UMS Sour	1	08-Jul-20	08-Jul-20	-372					
STS 34 42 37 c	STS_Fab\Deliver: Transportation: ATCS Wayside Equipment (34 42 37)	180	14-Apr-16 A	09-Jul-20	-498					
STS 27 32 10 d1	STS_Prep\Submit: Comm: Radio System Calculations & Certifications	20	20-Jun-20	09-Jul-20	206					
STS.34.22.2970	STS_Install: Tunnel Electrical - Pull/Terminate Traction Power Cable - PS-06 To PFCB SB09 - UMS	2	08-Jul-20	09-Jul-20	-372					
STS.34.23.1900	STS_Install: Tunnel Electrical - OCS Wires. Spacers, Insulators - SB Moscone to Union Square	14	22-Jun-20	09-Jul-20	-336					
STS.28.20.1760	STS_Install: Tunnel Electrical - CCTV Pull Wire & Terminate NB Portal To Moscone	2	08-Jul-20	09-Jul-20	-329					
STS.34.41.2040	STS_Install; Traffic Signal Controllers 4th St	11	09-Oct-17 A	10-Jul-20	-348					
STS.34.22.3150	STS_Install: Tunnel Electrical - Pull/Terminate OCS Riser Cable - PFCB SB10 To PS-03 - UMS Nort	1	10-Jul-20	10-Jul-20	-372					
STS.26.05.2140	STS_Install: Traction Power - Make Fiber Node Connections From King SubStation @PCC (Fiber by	5	07-Jul-20	13-Jul-20	-336					
STS.26.05.2090	STS_Install: Traction Power - Video Displays & Cabling @ PCC	10	30-Jun-20	13-Jul-20	-336					
STS.26.05.2100	STS_Install: Traction Power - PCI & TP SCADA Servers @ PCC	10	30-Jun-20	13-Jul-20	-336					
STS.26.05.2130	STS_Install: Traction Power - Make Fiber Node Connections From YBM Folsom SubStation @PCC	5	07-Jul-20	13-Jul-20	-336					
STS.34.42.0500	STS_Install: Security - NB Portal Intrusion Devices	2	10-Jul-20	13-Jul-20	-349					
STS.34.42.0520	STS_Install: Train Control - NB Switch Machines @ Chinatown Crossover	2	19-Aug-19 A	13-Jul-20	-326					
STS.34.42.2260	STS_Install: Train Control - Train Control Conduit - & JB's NB Moscone to Union Square	13	12-Mar-18 A	14-Jul-20	-394					
STS.34.42.2300	STS_Install: Train Control - Train Control Conduit - & JB's SB Moscone to Union Square	13	12-Mar-18 A	14-Jul-20	-368					
STS.28.20.1970	STS_Install: - SCADA Terminations YBM Communications Rm	10	01-Jul-20	14-Jul-20	-327					
STS.34.22.2960	STS_Install: Tunnel Electrical - Pull/Terminate Traction Power Cable - PFCB SB10 To PS-03 - UMS	2	13-Jul-20	14-Jul-20	-372					
STS.28.20.1730	STS_Install: Tunnel Electrical - CCTV Cameras - NB Moscone to Union Square	5	08-Jul-20	14-Jul-20	-336					
STS.26.05.1290	STS_Install: Tunnel Electrical - Electrical Lighting Conduit & JB's - SB Chinatown to North Limits	4	09-Jul-20	14-Jul-20	180					
STS 08 99 00 c	STS_Fab\Deliver: Glass Windscreens (08 99 00)	120	17-Jun-15 A	15-Jul-20	-455					
STS.26.05.3880	STS_Install: Tunnel Electrical - Pull/Terminate Power & Lighting - SB Union Square to Chinatown	5	09-Jul-20	15-Jul-20	179					
STS.20.71.190	STS_Prep\Submit: Systems Reliability Analysis - Radio Sub-System - Chinatown	5	10-Jul-20	16-Jul-20	161					
STS.20.71.200	STS_Prep\Submit: Systems Reliability Analysis - Radio Sub-System - UMS	5	10-Jul-20	16-Jul-20	161					
STS.28.20.1770	STS_Install: Tunnel Electrical - CCTV Pull Wire & Terminate NB Moscone to Union Square	2	15-Jul-20	16-Jul-20	-332					
STS.26.05.1750	STS_Install: Tunnel Electrical - Emerg Tel/SFFD Tel/Blue Lights - SB Union Square to Chinatown	3	14-Jul-20	16-Jul-20	-332					

**SFMTA Central Subway Project  
Master Project Schedule  
One Month Back & Remaining Work - May 2020 Update**

**Required Revenue Serive Date 26-Dec-18  
Data Date: 26-May-20**

Activity ID	Activity Name	Original Duration	Start	Finish	Total Float	2020				2021
						Q2	Q3	Q4	Q1	
STS.34.41.1990	STS_Demo/Salvage; Traffic Signals 4th St	15	17-Apr-17 A	17-Jul-20	-348					
STS.27.42.100	STS_Install: Comm: Platform Display System (27 42 16)	15	12-Aug-19 A	17-Jul-20	-330					
STS 22 14 29 c	STS_Fab\Deliver: Sump Pumps (22 14 29)	30	25-Aug-16 A	19-Jul-20	-476					
STS 34.42.390	STS_Install: Transportation: ATCS Central Equipment - Lennox OCC	15	30-Jun-20	20-Jul-20	-331					
STS 34.42.400	STS_Install: Transportation: ATCS Central Equipment - Transportation Mgmt Center (TMC)	15	30-Jun-20	20-Jul-20	-331					
STS.26.05.3890	STS_Install: Tunnel Electrical - Pull/Terminate Power & Lighting - SB Chinatown to North Limits	3	16-Jul-20	20-Jul-20	179					
STS.26.05.2120	STS_Install: Traction Power - Make Fiber Node Connections From UMS Gap Breaker Station @PCC	5	14-Jul-20	20-Jul-20	-336					
STS.34.23.1920	STS_Install: Tunnel Electrical - OCS Wires. Spacers, Insulators - SB Union Square to Chinatown	12	03-Jul-20	20-Jul-20	-336					
STS.34.23.1870	STS_Install: Tunnel Electrical - OCS Wires. Spacers, Insulators - NB Union Square to Chinatown	12	06-Jul-20	21-Jul-20	-406					
STS.12.93.3530	STS_Install: Platform Backless Seating - 4th/Brannan Station	5	19-Mar-20 A	21-Jul-20	-307					
STS.26.05.3830	STS_Install: Tunnel Electrical - Pull & Terminate Emerg Tel/SFFD Tel/Blue Lights - SB Union Square	3	17-Jul-20	21-Jul-20	-332					
STS.34.42.0410	STS_Install: Train Control - Train Control Signals - NB Portal to Moscone	6	14-Jul-20	21-Jul-20	-349					
STS.34.23.2620	STS_Install: OCS System - Install OCS Trolley Wire & Special Work In 4th St/Townsend Street - Inte	17	30-Jun-20	22-Jul-20	-359					
STS.28.20.1740	STS_Install: Tunnel Electrical - CCTV Cameras - NB Union Square to Chinatown	6	15-Jul-20	22-Jul-20	-336					
STS.26.05.1310	STS_Install: Tunnel Electrical - Telephone Conduit - & JB's SB Chinatown to North Limits	7	14-Jul-20	22-Jul-20	-334					
STS.34.42.2530	STS_Install: Train Control - ATSC Wire Pulls & Terminations - Union Square Station Control Room	15	03-Jul-20	23-Jul-20	-334					
STS.34.41.2000	STS_Install; Traffic Signals 4th St	15	24-Apr-17 A	24-Jul-20	-348					
STS 08 12 00 c	STS_Fab\Deliver: Blast Resistant Metal Doors\Frames (08 12 00)	60	26-Nov-19 A	24-Jul-20	-481					
STS.26.05.1380	STS_Install: Tunnel Electrical - Emerg Tel/SFFD Tel/Blue Lights - SB Chinatown to North Limits	2	23-Jul-20	24-Jul-20	-334					
STS.34.23.2590	STS_Install: OCS System - Install OCS Trolley Wire In 4th St - Bluxome To Townsend	2	23-Jul-20	24-Jul-20	-342					
STS.28.20.1710	STS_Install: Tunnel Electrical - CCTV Cameras NB Chinatown to North Limits	2	23-Jul-20	24-Jul-20	-336					
STS.28.20.1780	STS_Install: Tunnel Electrical - CCTV Pull Wire & Terminate NB Union Square to Chinatown	2	23-Jul-20	24-Jul-20	-336					
STS.34.42.2540	STS_Install: Train Control - ATSC Wire Pulls & Terminations - Moscone Station Control Room	15	06-Jul-20	24-Jul-20	-335					
STS.08.12.110	STS_Install: Blast Resistant Metal Doors\Frames NB Cross Passage #3	3	25-Jul-20	27-Jul-20	-481					
STS.08.12.120	STS_Install: Blast Resistant Metal Doors\Frames NB Cross Passage #4	3	25-Jul-20	27-Jul-20	-481					
STS.08.12.130	STS_Install: Blast Resistant Metal Doors\Frames NB Cross Passage #5	3	25-Jul-20	27-Jul-20	-481					
STS.08.12.140	STS_Install: Blast Resistant Metal Doors\Frames SB Cross Passage #1	3	25-Jul-20	27-Jul-20	-481					
STS.08.12.150	STS_Install: Blast Resistant Metal Doors\Frames SB Cross Passage #2	3	25-Jul-20	27-Jul-20	-424					
STS.08.12.160	STS_Install: Blast Resistant Metal Doors\Frames SB Cross Passage #3	3	25-Jul-20	27-Jul-20	-481					
STS.08.12.170	STS_Install: Blast Resistant Metal Doors\Frames SB Cross Passage #4	3	25-Jul-20	27-Jul-20	-481					
STS.08.12.180	STS_Install: Blast Resistant Metal Doors\Frames SB Cross Passage #5	3	25-Jul-20	27-Jul-20	-481					
STS.27.32.1750	STS_Install: Tunnel Electrical - Radiax Cable NB Portal To Moscone	5	21-Jul-20	27-Jul-20	-355					
STS.34.22.2900	STS_Install: Tunnel Electrical - Pull/Terminate Traction Power Cable - PFCB NB03 To NB01 - MOS Tr	8	04-May-20 A	27-Jul-20	-406					
STS.34.23.1890	STS_Install: Tunnel Electrical - OCS Wires. Spacers, Insulators - SB Chinatown to North Limits	5	21-Jul-20	27-Jul-20	-336					
STS.26.05.2110	STS_Install: Traction Power - Make Fiber Node Connections From CTS Washington Substation @ P	5	21-Jul-20	27-Jul-20	-336					
STS.28.20.1750	STS_Install: Tunnel Electrical - CCTV Pull Wire & Terminate NB Chinatown to North Limits	1	27-Jul-20	27-Jul-20	-336					
STS.34.23.1840	STS_Install: Tunnel Electrical - OCS Wires. Spacers, Insulators - NB Chinatown to North Limits	5	22-Jul-20	28-Jul-20	-337					
STS.26.05.3840	STS_Install: Tunnel Electrical - Pull & Terminate Emerg Tel/SFFD Tel/Blue Lights - SB Chinatown to	2	27-Jul-20	28-Jul-20	-334					
STS.08.12.0100	STS_Install: Blast Resistant Metal Doors\Frames NB Cross Passage #1	5	25-Jul-20	29-Jul-20	-462					
STS.08.12.0110	STS_Install: Blast Resistant Metal Doors\Frames NB Cross Passage #2	5	25-Jul-20	29-Jul-20	-426					
STS.34.22.3090	STS_Install: Tunnel Electrical - Pull/Terminate OCS Riser Cable - PFCB NB03 To NB01 - MOS To Por	2	28-Jul-20	29-Jul-20	-406					
STS.34.42.0790	STS_Install: Train Control - Train Control Signals - NB Moscone to Union Square	6	22-Jul-20	29-Jul-20	-349					
STS.08.44.0110	STS_Install: Platform Wind Screens - 4th/Brannan Station	10	16-Jul-20	29-Jul-20	-318					
STS.34.41.2130	STS_Install; Traffic Signal Displays 5th St/Brannan	3	27-Jul-20	29-Jul-20	-348					
STS.28.20.1320	STS_Install: Tunnel Electrical - CCTV Conduit - & JB's SB Chinatown to North Limits	16	08-Jul-20	29-Jul-20	-339					
STS.28.20.1850	STS_Install: Tunnel Electrical - CCTV Pull Wire & Terminate SB Chinatown to North Limits	1	30-Jul-20	30-Jul-20	-339					
STS.34.23.2640	STS_Install: OCS System - Install OCS Trolley Wire In 5th Street To Brannan	6	23-Jul-20	30-Jul-20	-359					
STS.34.41.2110	STS_Install; Traffic Signal Displays 4th St/Brannan	5	19-Jun-17 A	31-Jul-20	-348					
STS.34.01.24.150	STS_: PA/PDS: Operation control Center (34 01 24)	30	30-Jul-18 A	31-Jul-20	-485					
STS.34.01.24.110	STS_: Testing Cutover: Operation control Center (34 01 24)	30	02-Jul-20	31-Jul-20	-485					



Activity ID	Activity Name	Original Duration	Start	Finish	Total Float	2020				2021
						Q2	Q3	Q4	Q1	
STS.34.01.24.120	STS_: System Integration: Operation control Center (34 01 24)	30	02-Jul-20	31-Jul-20	-485					STS_: System Integration: Operation control Center (34 01 24)
STS.34.01.24.140	STS_: ACT: Operation control Center (34 01 24)	30	02-Jul-20	31-Jul-20	-485					STS_: ACT: Operation control Center (34 01 24)
STS.34.01.24.160	STS_: FSS: Operation control Center (34 01 24)	30	06-May-19 A	31-Jul-20	-485					STS_: FSS: Operation control Center (34 01 24)
STS.34.01.24.170	STS_: CCTV & Access Control: Operation control Center (34 01 24)	30	02-Jul-20	31-Jul-20	-485					STS_: CCTV & Access Control: Operation control Center (34 01 24)
STS.34.01.24.180	STS_: Network Communication: Operation control Center (34 01 24)	30	02-Jul-20	31-Jul-20	-485					STS_: Network Communication: Operation control Center (34 01 24)
STS.34.01.24.190	STS_: Traction Power SCADA: Operation control Center (34 01 24)	30	02-Jul-20	31-Jul-20	-485					STS_: Traction Power SCADA: Operation control Center (34 01 24)
STS.34.01.24.200	STS_: AV Management: Operation control Center (34 01 24)	30	02-Jul-20	31-Jul-20	-485					STS_: AV Management: Operation control Center (34 01 24)
STS.34.01.24.210	STS_: Integrated Human Machine Interface (IHMI) System: Operation control Center (34 01 24)	30	02-Jul-20	31-Jul-20	-485					STS_: Integrated Human Machine Interface (IHMI) System: Operation control Center (34 01 24)
STS.34.01.24.220	STS_: Elevator/ Escalator Remote Monitoring System: Operation control Center (34 01 24)	30	02-Jul-20	31-Jul-20	-485					STS_: Elevator/ Escalator Remote Monitoring System: Operation control Center (34 01 24)
STS.34.22.2880	STS_Install: Tunnel Electrical - Pull/Terminate Traction Power Cable - PS-04 To PFCB NB11 - UMS	2	30-Jul-20	31-Jul-20	-406					STS_Install: Tunnel Electrical - Pull/Terminate Traction Power Cable - PS-04 To PFCB NB11
STS.34.22.2950	STS_Install: Tunnel Electrical - Pull/Terminate Traction Power Cable - PFCB SB16 To SB10 - CTS T	15	13-Jul-20	31-Jul-20	-372					STS_Install: Tunnel Electrical - Pull/Terminate Traction Power Cable - PFCB SB16 To SB10
STS.34.22.3140	STS_Install: Tunnel Electrical - Pull/Terminate OCS Riser Cable - PFCB SB16 To SB10 - CTS To U	3	29-Jul-20	31-Jul-20	-347					STS_Install: Tunnel Electrical - Pull/Terminate OCS Riser Cable - PFCB SB16 To SB10
STS.34.42.2340	STS_Install: Train Control - Train Control Pull ATSC Wire & Cable SB Moscone to Union Square	13	15-Jul-20	31-Jul-20	-355					STS_Install: Train Control - Train Control Pull ATSC Wire & Cable SB Moscone to Union Square
STS.27.32.1760	STS_Install: Tunnel Electrical - Radiax Cable NB Moscone to Union Square	7	28-Jul-20	05-Aug-20	-355					STS_Install: Tunnel Electrical - Radiax Cable NB Moscone to Union Square
STS.34.41.2010	STS_Install: Traffic Signal Displays 4th S/Bryant	6	07-Jan-19 A	05-Aug-20	-348					STS_Install: Traffic Signal Displays 4th S/Bryant
STS.34.22.2940	STS_Install: Tunnel Electrical - Pull/Terminate Traction Power Cable - PS-8 To PFCB SB16 - CTS So	3	03-Aug-20	05-Aug-20	-347					STS_Install: Tunnel Electrical - Pull/Terminate Traction Power Cable - PS-8 To PFCB SB16
STS.34.22.3280	STS_Install: Tunnel Electrical - Pull/Terminate Traction Power Cable - NB Portal Pull Box To MH1890	5	30-Jul-20	05-Aug-20	-401					STS_Install: Tunnel Electrical - Pull/Terminate Traction Power Cable - NB Portal Pull Box
STS 33 71 73 a12	STS_Manufacture: Utilities: Electrical Service Panel	30	26-Jun-20	06-Aug-20	-344					STS_Manufacture: Utilities: Electrical Service Panel
STS.20.71.210	STS_Prep\Submit: Systems Reliability Analysis - Radio Sub-System - Moscone	20	10-Jul-20	06-Aug-20	146					STS_Prep\Submit: Systems Reliability Analysis - Radio Sub-System - Moscone
STS.34.42.0580	STS_Install: Train Control - Train Control Cable Loop System SB Portal To Moscone	4	13-May-19 A	06-Aug-20	-372					STS_Install: Train Control - Train Control Cable Loop System SB Portal To Moscone
STS.34.22.3130	STS_Install: Tunnel Electrical - Pull/Terminate OCS Riser Cable - PS-8 To PFCB SB16 - CTS South	1	06-Aug-20	06-Aug-20	-347					STS_Install: Tunnel Electrical - Pull/Terminate OCS Riser Cable - PS-8 To PFCB SB16
STS.34.23.2580	STS_Install: OCS System - Install OCS Trolley Wire In 4th St - Brannan To Bluxome	9	27-Jul-20	06-Aug-20	-312					STS_Install: OCS System - Install OCS Trolley Wire In 4th St - Brannan To Bluxome
STS.34.42.1170	STS_Install: Train Control - Train Control Signals - NB Union Square to Chinatown	6	30-Jul-20	06-Aug-20	-349					STS_Install: Train Control - Train Control Signals - NB Union Square to Chinatown
STS.34.23.2570	STS_Install: OCS System - Install OCS Trolley Wire In 4th St - Freelon To Brannan	2	07-Aug-20	10-Aug-20	-312					STS_Install: OCS System - Install OCS Trolley Wire In 4th St - Freelon To Brannan
STS.34.22.2930	STS_Install: Tunnel Electrical - Pull/Terminate Traction Power Cable - PFCB SB17 To PS-5 - Chinat	2	07-Aug-20	10-Aug-20	-347					STS_Install: Tunnel Electrical - Pull/Terminate Traction Power Cable - PFCB SB17 To PS-5
STS.34.22.3120	STS_Install: Tunnel Electrical - Pull/Terminate OCS Riser Cable - PFCB SB17 To PS-5 - Chinatown	1	11-Aug-20	11-Aug-20	-347					STS_Install: Tunnel Electrical - Pull/Terminate OCS Riser Cable - PFCB SB17 To PS-5
STS.34.42.1540	STS_Install: Train Control - Train Control Signals - NB Chinatown to North Limits	3	07-Aug-20	11-Aug-20	-349					STS_Install: Train Control - Train Control Signals - NB Chinatown to North Limits
STS.34.41.2030	STS_Pull & Terminate Traffic Signal Wiring 4th St	16	24-Apr-17 A	12-Aug-20	-348					STS_Pull & Terminate Traffic Signal Wiring 4th St
STS 09 90 00 c12	STS_Paint Crossover Passage Doors	10	30-Jul-20	12-Aug-20	-323					STS_Paint Crossover Passage Doors
STS.34.23.2560	STS_Install: OCS System - Install OCS Trolley Wire In 4th St - Welsh To Freelon	2	11-Aug-20	12-Aug-20	-312					STS_Install: OCS System - Install OCS Trolley Wire In 4th St - Welsh To Freelon
STS.34.22.2890	STS_Install: Tunnel Electrical - Pull/Terminate Traction Power Cable - PFCB NB11 To NB04 - UMS To	8	11-May-20 A	12-Aug-20	-406					STS_Install: Tunnel Electrical - Pull/Terminate Traction Power Cable - PFCB NB11 To NB04
STS.34.22.2910	STS_Install: Tunnel Electrical - Pull/Terminate Traction Power Cable - PS-05 To PFCB NB10 - UMS	1	13-Aug-20	13-Aug-20	-406					STS_Install: Tunnel Electrical - Pull/Terminate Traction Power Cable - PS-05 To PFCB NB10
STS 05 52 13 c	STS_Fab\Deliver: Pipe\Tube Railings (05 52 13)	180	04-Sep-14 A	14-Aug-20	-478					STS_Fab\Deliver: Pipe\Tube Railings (05 52 13)
STS 10 41 00 d1	STS_Prep\Submit: Display Case Mockup	30	16-Jul-20	14-Aug-20	-492					STS_Prep\Submit: Display Case Mockup
STS 06 10 53 c	STS_Fab\Deliver: Wood Trough (06 10 53)	30	16-Jul-20	14-Aug-20	-442					STS_Fab\Deliver: Wood Trough (06 10 53)
STS 10 14 00 c	STS_Fab\Deliver: Signage (10 14 00)	30	12-Apr-19 A	14-Aug-20	-492					STS_Fab\Deliver: Signage (10 14 00)
STS.34.23.2630	STS_Install: OCS System - Install OCS Trolley Wire In Townsend Street To 5th Street	11	09-Mar-20 A	14-Aug-20	-359					STS_Install: OCS System - Install OCS Trolley Wire In Townsend Street To 5th Street
STS.34.23.2550	STS_Install: OCS System - Install OCS Trolley Wire In 4th St - Bryant to Welsh	4	13-Aug-20	18-Aug-20	-312					STS_Install: OCS System - Install OCS Trolley Wire In 4th St - Bryant to Welsh
STS.34.23.2650	STS_Install: OCS System - Install OCS Trolley Wire In Brannan To 4th Street	2	17-Aug-20	18-Aug-20	-359					STS_Install: OCS System - Install OCS Trolley Wire In Brannan To 4th Street
STS.34.42.2280	STS_Install: Train Control - Train Control Conduit - & JB's NB Union Square to Chinatown	14	20-Apr-16 A	19-Aug-20	-394					STS_Install: Train Control - Train Control Conduit - & JB's NB Union Square to Chinatown
STS.10.14.3510	STS_Install: Roof Canopy Signage - 4th/Brannan Station	5	17-Aug-20	21-Aug-20	-345					STS_Install: Roof Canopy Signage - 4th/Brannan Station
STS 34 01 24 a30	STS_Prep\Submit: Operation control Center- Systems Diagrams (34 01 24)	90	26-May-19 A	23-Aug-20	196					STS_Prep\Submit: Operation control Center- Systems Diagrams (34 01 24)
STS.34.22.2920	STS_Install: Tunnel Electrical - Pull/Terminate Traction Power Cable - PFCB NB10 To NB06 - UMS To	7	04-May-20 A	24-Aug-20	-406					STS_Install: Tunnel Electrical - Pull/Terminate Traction Power Cable - PFCB NB10 To NB06
STS.34.23.3700	STS_Install: OCS System - Remove/Install Cross Spans in Brannan	4	30-Dec-19 A	24-Aug-20	-359					STS_Install: OCS System - Remove/Install Cross Spans in Brannan
STS.27.32.1180	STS_Install: Tunnel Electrical - Radiax Cable - & JB's NB Union Square to Chinatown	25	21-Jul-20	24-Aug-20	-386					STS_Install: Tunnel Electrical - Radiax Cable - & JB's NB Union Square to Chinatown
STS.34.42.0960	STS_Install: Train Control - Train Control Cable Loop System SB Moscone to Union Square	12	07-Aug-20	24-Aug-20	-372					STS_Install: Train Control - Train Control Cable Loop System SB Moscone to Union Square
STS.34.42.2520	STS_Install: Train Control - ATSC Wire Pulls & Terminations - Chinatown Station Control Room	15	04-Aug-20	24-Aug-20	-356					STS_Install: Train Control - ATSC Wire Pulls & Terminations - Chinatown Station Control Room
STS.34.22.3070	STS_Install: Tunnel Electrical - Pull/Terminate OCS Riser Cable - PS-04 To PFCB NB11 - UMS Sout	1	25-Aug-20	25-Aug-20	-406					STS_Install: Tunnel Electrical - Pull/Terminate OCS Riser Cable - PS-04 To PFCB NB11
STS.34.42.2250	STS_Install: Train Control - Train Control Conduit - & JB's NB Chinatown to North Limits	5	20-Aug-20	26-Aug-20	-360					STS_Install: Train Control - Train Control Conduit - & JB's NB Chinatown to North Limits
STS.34.23.3710	STS_Install: OCS System - Remove/Install Cross Spans in Townsend	3	30-Dec-19 A	27-Aug-20	-359					STS_Install: OCS System - Remove/Install Cross Spans in Townsend

**SFMTA Central Subway Project  
Master Project Schedule  
One Month Back & Remaining Work - May 2020 Update**

**Required Revenue Serive Date 26-Dec-18  
Data Date: 26-May-20**

Activity ID	Activity Name	Original Duration	Start	Finish	Total Float	2020				2021
						Q2	Q3	Q4	Q1	
STS.34.22.3080	STS_Install: Tunnel Electrical - Pull/Terminate OCS Riser Cable - PFCB NB05 To NB04 - UMS To MC	3	26-Aug-20	28-Aug-20	-406					STS_Install: Tunnel Electrical - Pull/Terminate OCS Riser Cable - PFCB NB05 To NB04 - UMS To MC
\	CTS_Fab\Deliver: Transportation: Traction Power SCADA System (34 23 10)	180	14-May-14 A	29-Aug-20	-509					CTS_Fab\Deliver: Transportation: Traction Power SCADA System (34 23 10)
STS.20.71.515	STS_Prepare\Submit: Sub-Systems Maintainability Demonstration - PCC SCADA Equipment	40	21-Jul-20	29-Aug-20	-507					STS_Prepare\Submit: Sub-Systems Maintainability Demonstration - PCC SCADA Equipment
STS.20.71.525	STS_Prepare\Submit: Sub-Systems Maintainability Demonstration - Surface Signalling Systems	40	21-Jul-20	29-Aug-20	-507					STS_Prepare\Submit: Sub-Systems Maintainability Demonstration - Surface Signalling Systems
STS.20.71.535	STS_Prepare\Submit: Sub-Systems Maintainability Demonstration - Facility SCADA Systems (FSS)	40	21-Jul-20	29-Aug-20	-507					STS_Prepare\Submit: Sub-Systems Maintainability Demonstration - Facility SCADA Systems (FSS)
STS.20.71.575	STS_Prepare\Submit: Sub-Systems Maintainability Demonstration - Radio System	40	21-Jul-20	29-Aug-20	-507					STS_Prepare\Submit: Sub-Systems Maintainability Demonstration - Radio System
STS.27.32.1790	STS_Install: Tunnel Electrical - Radiax Cable SB Portal To Moscone	5	25-Aug-20	31-Aug-20	-340					STS_Install: Tunnel Electrical - Radiax Cable SB Portal To Moscone
STS.34.22.3100	STS_Install: Tunnel Electrical - Pull/Terminate OCS Riser Cable - PS-05 To PFCB NB10 - UMS Sour	1	31-Aug-20	31-Aug-20	-406					STS_Install: Tunnel Electrical - Pull/Terminate OCS Riser Cable - PS-05 To PFCB NB10 - UMS Sour
STS.34.22.3110	STS_Install: Tunnel Electrical - Pull/Terminate OCS Riser Cable - PFCB NB10 To NB06 - UMS To MC	1	01-Sep-20	01-Sep-20	-406					STS_Install: Tunnel Electrical - Pull/Terminate OCS Riser Cable - PFCB NB10 To NB06 - UMS To MC
STS.27.32.1770	STS_Install: Tunnel Electrical - Radiax Cable NB Union Square to Chinatown	7	25-Aug-20	02-Sep-20	-368					STS_Install: Tunnel Electrical - Radiax Cable NB Union Square to Chinatown
STS.10.14.3520	STS_Install: Platform Signage - 4th/Brannan Station	10	24-Aug-20	04-Sep-20	-345					STS_Install: Platform Signage - 4th/Brannan Station
STS 01 79 00 c2	STS_Submit:O&M Manuals 60 Days Prior to Training	60	11-Nov-19 A	08-Sep-20	-503					STS_Submit:O&M Manuals 60 Days Prior to Training
STS.34.42.2390	STS_Install: Train Control - Train Control Pull ATSC Wire & Cable NB Union Square to Chinatown	14	20-Aug-20	08-Sep-20	-369					STS_Install: Train Control - Train Control Pull ATSC Wire & Cable NB Union Square to Chinatown
STS.27.32.1800	STS_Install: Tunnel Electrical - Radiax Cable SB Moscone to Union Square	7	01-Sep-20	09-Sep-20	-340					STS_Install: Tunnel Electrical - Radiax Cable SB Moscone to Union Square
STS.34.42.2400	STS_Install: Train Control - Train Control Pull ATSC Wire & Cable NB Chinatown to North Limits	2	09-Sep-20	10-Sep-20	-369					STS_Install: Train Control - Train Control Pull ATSC Wire & Cable NB Chinatown to North Limits
STS.10.41.100	STS_Install: Display Cases Between Windscreens	5	07-Sep-20	11-Sep-20	-345					STS_Install: Display Cases Between Windscreens
STS.34.42.1700	STS_Install: Train Control - Train Control Cable Loop System SB Union Square to Chinatown	14	25-Aug-20	11-Sep-20	-372					STS_Install: Train Control - Train Control Cable Loop System SB Union Square to Chinatown
STS.01.64.100	STS_Install:Owner Next Bus Signs @ 4th/Brannon Station	5	07-Sep-20	11-Sep-20	-345					STS_Install:Owner Next Bus Signs @ 4th/Brannon Station
STS.34.42.1330	STS_Install: Train Control - Train Control Cable Loop System SB Chinatown to North Limits	2	14-Sep-20	15-Sep-20	-372					STS_Install: Train Control - Train Control Cable Loop System SB Chinatown to North Limits
STS.27.32.1780	STS_Install: Tunnel Electrical - Radiax Cable SB Union Square to Chinatown	7	10-Sep-20	18-Sep-20	-340					STS_Install: Tunnel Electrical - Radiax Cable SB Union Square to Chinatown
STS.34.22.2860	STS_Install: Tunnel Electrical - Pull/Terminate Traction Power Cable - PFCB NB18 To NB12 - CTS Tr	15	01-Sep-20	21-Sep-20	-406					STS_Install: Tunnel Electrical - Pull/Terminate Traction Power Cable - PFCB NB18 To NB12 - CTS Tr
STS.26.05.0785	STS_Install: Tunnel Electrical - Traction Power Connection Boxes/OCS Risers NB12 To NB18 - NB Ur	7	06-May-19 A	22-Sep-20	-405					STS_Install: Tunnel Electrical - Traction Power Connection Boxes/OCS Risers NB12 To NB18 - NB Ur
STS.34.22.2870	STS_Install: Tunnel Electrical - Pull/Terminate Traction Power Cable - PFCB NB12 To PS-01 - UMS	2	22-Sep-20	23-Sep-20	-406					STS_Install: Tunnel Electrical - Pull/Terminate Traction Power Cable - PFCB NB12 To PS-01 - UMS
STS.34.42.2320	STS_Install: Train Control - Train Control Conduit - & JB's SB Union Square to Chinatown	14	21-Apr-16 A	24-Sep-20	-394					STS_Install: Train Control - Train Control Conduit - & JB's SB Union Square to Chinatown
STS.27.32.1810	STS_Install: Tunnel Electrical - Radiax Cable SB Chinatown to North Limits	5	21-Sep-20	25-Sep-20	-340					STS_Install: Tunnel Electrical - Radiax Cable SB Chinatown to North Limits
STS.34.22.2850	STS_Install: Tunnel Electrical - Pull/Terminate Traction Power Cable - PS-10 To PFCB NB18 - CTS S	2	24-Sep-20	25-Sep-20	-406					STS_Install: Tunnel Electrical - Pull/Terminate Traction Power Cable - PS-10 To PFCB NB18 - CTS S
STS.34.22.3040	STS_Install: Tunnel Electrical - Pull/Terminate OCS Riser Cable - PS-10 To PFCB NB18 - CTS South	1	28-Sep-20	28-Sep-20	-406					STS_Install: Tunnel Electrical - Pull/Terminate OCS Riser Cable - PS-10 To PFCB NB18 - CTS South
STS.34.22.3050	STS_Install: Tunnel Electrical - Pull/Terminate OCS Riser Cable - PFCB NB18 To NB12 - CTS To U	3	29-Sep-20	01-Oct-20	-406					STS_Install: Tunnel Electrical - Pull/Terminate OCS Riser Cable - PFCB NB18 To NB12 - CTS To U
STS.34.42.2290	STS_Install: Train Control - Train Control Conduit - & JB's SB Chinatown to North Limits	5	25-Sep-20	01-Oct-20	-386					STS_Install: Train Control - Train Control Conduit - & JB's SB Chinatown to North Limits
STS.34.22.3060	STS_Install: Tunnel Electrical - Pull/Terminate OCS Riser Cable - PFCB NB12 To PS-01 - UMS Nort	1	02-Oct-20	02-Oct-20	-406					STS_Install: Tunnel Electrical - Pull/Terminate OCS Riser Cable - PFCB NB12 To PS-01 - UMS Nort
STS.27.32.1740	STS_Install: Tunnel Electrical - Radiax Cable NB Chinatown to North Limits	5	29-Sep-20	05-Oct-20	-386					STS_Install: Tunnel Electrical - Radiax Cable NB Chinatown to North Limits
STS.34.22.2840	STS_Install: Tunnel Electrical - Pull/Terminate Traction Power Cable - PFCB NB19 To PS-06 - China	2	02-Oct-20	05-Oct-20	-406					STS_Install: Tunnel Electrical - Pull/Terminate Traction Power Cable - PFCB NB19 To PS-06 - China
STS.34.22.3030	STS_Install: Tunnel Electrical - Pull/Terminate OCS Riser Cable - PFCB NB19 To PS-06 - Chinatowr	1	06-Oct-20	06-Oct-20	-406					STS_Install: Tunnel Electrical - Pull/Terminate OCS Riser Cable - PFCB NB19 To PS-06 - Chinatowr
STS.34.42.0390	STS_Install: Train Control - Train Control Cable Loop System NB Portal To Moscone	4	13-May-19 A	09-Oct-20	-406					STS_Install: Train Control - Train Control Cable Loop System NB Portal To Moscone
STS.34.42.2360	STS_Install: Train Control - Train Control Pull ATSC Wire & Cable SB Union Square to Chinatown	13	25-Sep-20	13-Oct-20	-394					STS_Install: Train Control - Train Control Pull ATSC Wire & Cable SB Union Square to Chinatown
STS.34.42.2350	STS_Install: Train Control - Train Control Pull ATSC Wire & Cable SB Chinatown to North Limits	2	14-Oct-20	15-Oct-20	-394					STS_Install: Train Control - Train Control Pull ATSC Wire & Cable SB Chinatown to North Limits
STS.34.42.0770	STS_Install: Train Control - Train Control Cable Loop System NB Moscone to Union Square	13	12-Oct-20	28-Oct-20	-406					STS_Install: Train Control - Train Control Cable Loop System NB Moscone to Union Square
STS.34.42.1150	STS_Install: Train Control - Train Control Cable Loop System NB Union Square to Chinatown	14	12-Oct-20	29-Oct-20	-406					STS_Install: Train Control - Train Control Cable Loop System NB Union Square to Chinatown
STS.34.42.1520	STS_Install: Train Control - Train Control Cable Loop System NB Chinatown to North Limits	2	30-Oct-20	02-Nov-20	-406					STS_Install: Train Control - Train Control Cable Loop System NB Chinatown to North Limits
<b>Electrical - Transportation</b>		10	26-May-20	08-Jun-20	-262					
<b>Trackwork</b>		353	14-Dec-17 A	30-Jun-20	193					
<b>Startup &amp; Testing</b>		40	14-Jan-20 A	28-Dec-20	-406					
<b>No 13-Disp</b>		1752	13-Jan-14 A	25-Feb-21	64					
<b>Unallocated Contingency</b>		400	26-May-20	27-Dec-21	-396					

## *Appendix C*

### **PROJECT SCOPE AND FUNDING OVERVIEW**



## Project Overview

The Central Subway Project will construct a modern, efficient light-rail line that will improve public transit in San Francisco. This new 1.7-mile extension of Muni's T Third Line will provide direct connections to major retail, sporting and cultural venues while efficiently transporting people to jobs, educational opportunities and other amenities throughout the city.

The Central Subway Project is Phase 2 of the San Francisco Municipal Transportation Agency's (SFMTA) Third Street Light Rail Transit Project. Phase 1 of the project constructed a 5.1-mile light-rail line along the densely populated 3rd Street corridor. It began revenue service in April 2007, restoring light-rail service to a high transit-ridership area of San Francisco for the first time in 50 years.

The Central Subway Project will extend the T Third Line from the 4th Street Caltrain Station to Chinatown, providing a direct, rapid transit link from the Bayshore and Mission Bay areas to SoMa, Union Square and downtown.

Four new stations will be built along the 1.7-mile project alignment—an above-ground station at 4<sup>th</sup> and Brannan streets and three underground stations at Moscone Center, Union Square and Chinatown.

The Central Subway will run through the burgeoning technology and digital-media hub in SoMa, where dozens of companies have taken up residence along the 4th Street corridor. Increased





## Project Overview - continued

transit options will attract new employers – the Central Subway makes travel more convenient throughout the corridor and improves connections to downtown, local and regional rail and the Muni bus system.

The Central Subway Project will contribute to San Francisco’s economic competitiveness and help secure the city’s status of a regional, national and global hub. It will provide a pollution-free transit option that will reduce the environmental impact of transportation in the city, save natural resources, reduce traffic congestion and improve public transit for thousands of San Franciscans.

## Funding Overview

The Central Subway Project is funded by the federal government, the State of California, the Metropolitan Transportation Commission, the San Francisco County Transportation Authority (SFCTA) and the City and County of San Francisco.

The majority of funding for the Central Subway Project is expected to be provided by the Federal Transit Administration’s (FTA) New Starts program, with a total commitment over the life of the project of \$942.2 million. To date, \$41 million in Department of Transportation Congestion Mitigation and Air Quality Improvement Program funds have been committed and expended.

With the addition in the December 2013 MPR of work to relocate the retrieval site for two tunnel boring machines (TBMs), the SFMTA’s baseline budget for the Central Subway Project is \$1.588 billion. In total, about half of the Third Street Light Rail Transit Project’s funding is from federal sources, with the remaining half from state and local sources. This is in line with the expectations of the FTA for New Starts-financed programs.

The table below summarizes the local, state and federal fund sources for both phases of the T Third Line including with the addition of the retrieval shaft to the Phase 2 totals.

	T Third (Phase 1)	Central Subway (Phase 2 + Retrieval Shaft Relocation)	Total (Phase 1 + Phase 2 + Retrieval Shaft Relocation)	Percentage of Total
Federal	\$123.380	\$983.225	\$1,106.605	49.5%
State	\$160.700	\$471.100	\$631.800	28.2%
Local	\$364.380	\$133.675	\$498.055	22.3%
<b>Total</b>	<b>\$648.460</b>	<b>\$1,588.000</b>	<b>\$2,236.460</b>	<b>100.0%</b>

*All amounts in millions of dollars*

The six charts that follow summarize use of fund sources by phase and with the addition of the retrieval shaft relocation additional budget and funding:

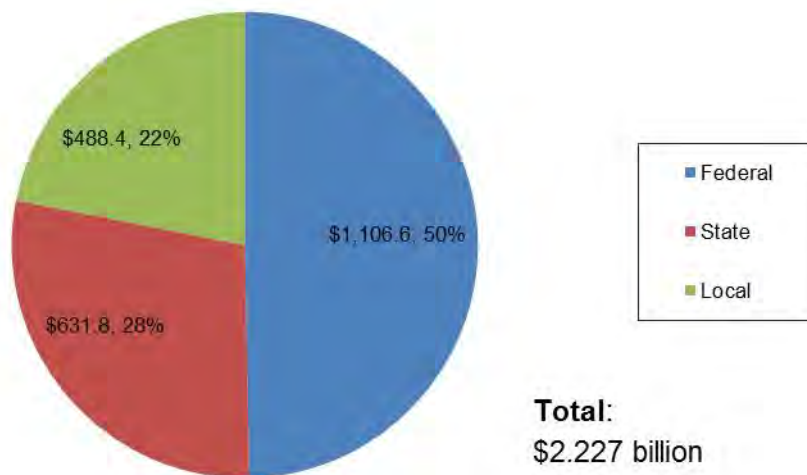
- Phase 1 + Phase 2 of the T Third Line federal, state and local funding percentages previous to the addition of the retrieval shaft relocation budget and funding in December 2013.

## Funding Overview - continued

- Phase 2 Central Subway Project only total funding source percentages previous to the addition of the retrieval shaft relocation budget and funding.
- Phase 2 Central Subway Project only detail of the six State and Local funding sources previous to the addition of the retrieval shaft relocation.
- The next three charts that follow are the above three data sets above with the retrieval shaft relocation budget and funding added to the overall presentation.

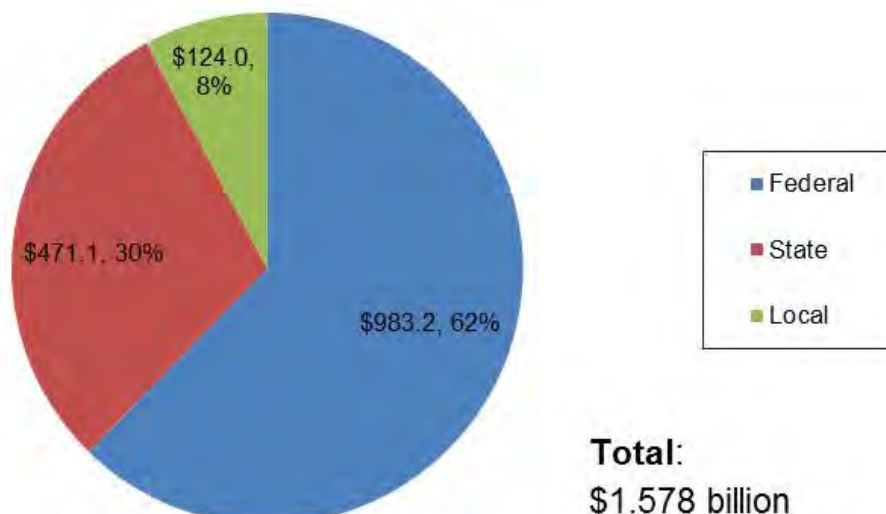
### Third Street Light Rail Transit Project Funding

Phase 1 + Phase 2  
(\$ in millions)



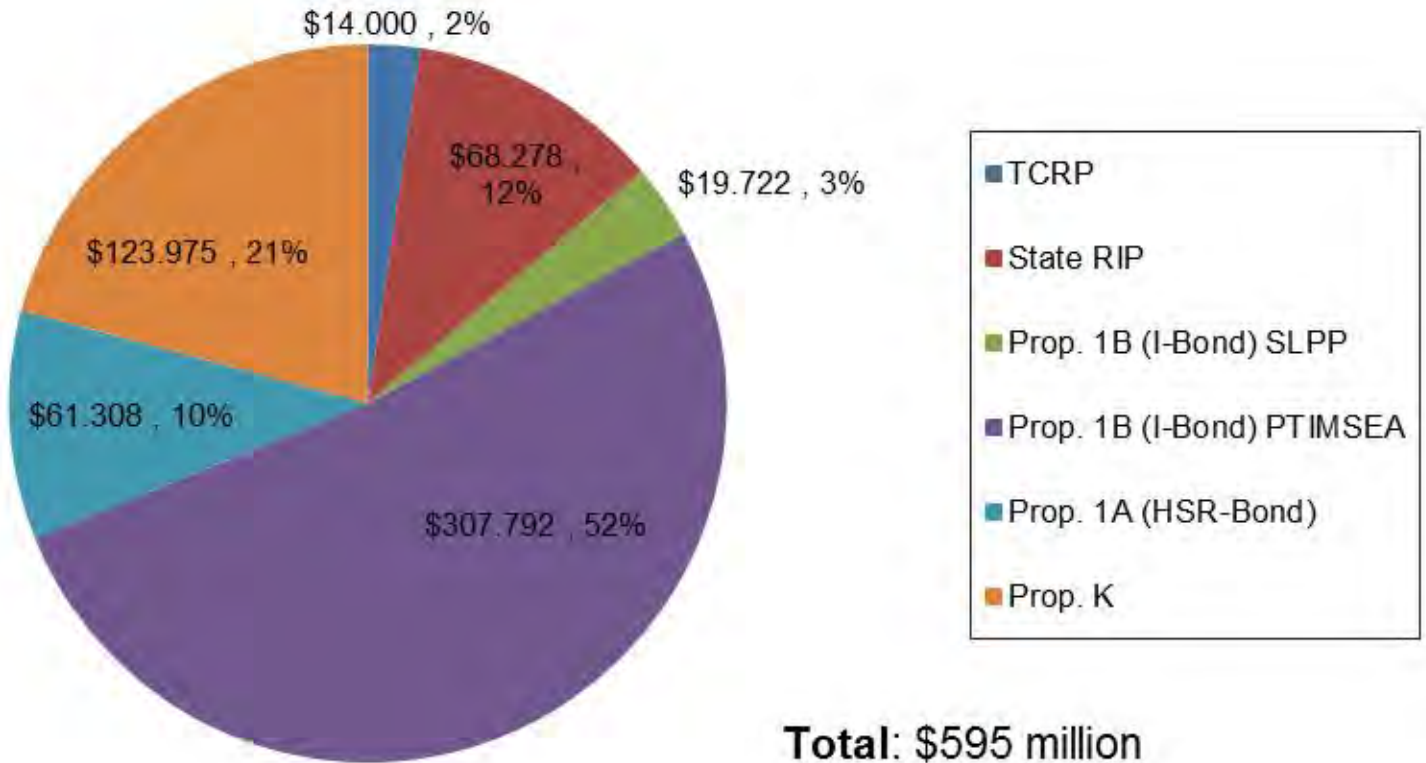
### Central Subway Project Funding

Phase 2  
(\$ in millions)



# State and Local Funding

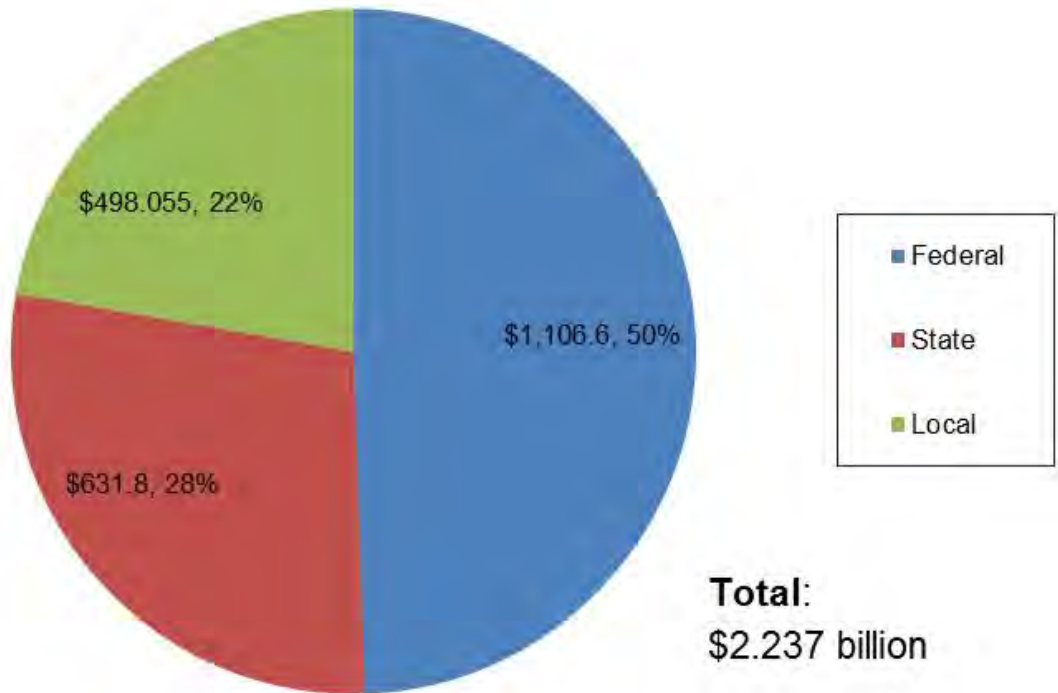
Phase 2  
(\$ in millions)





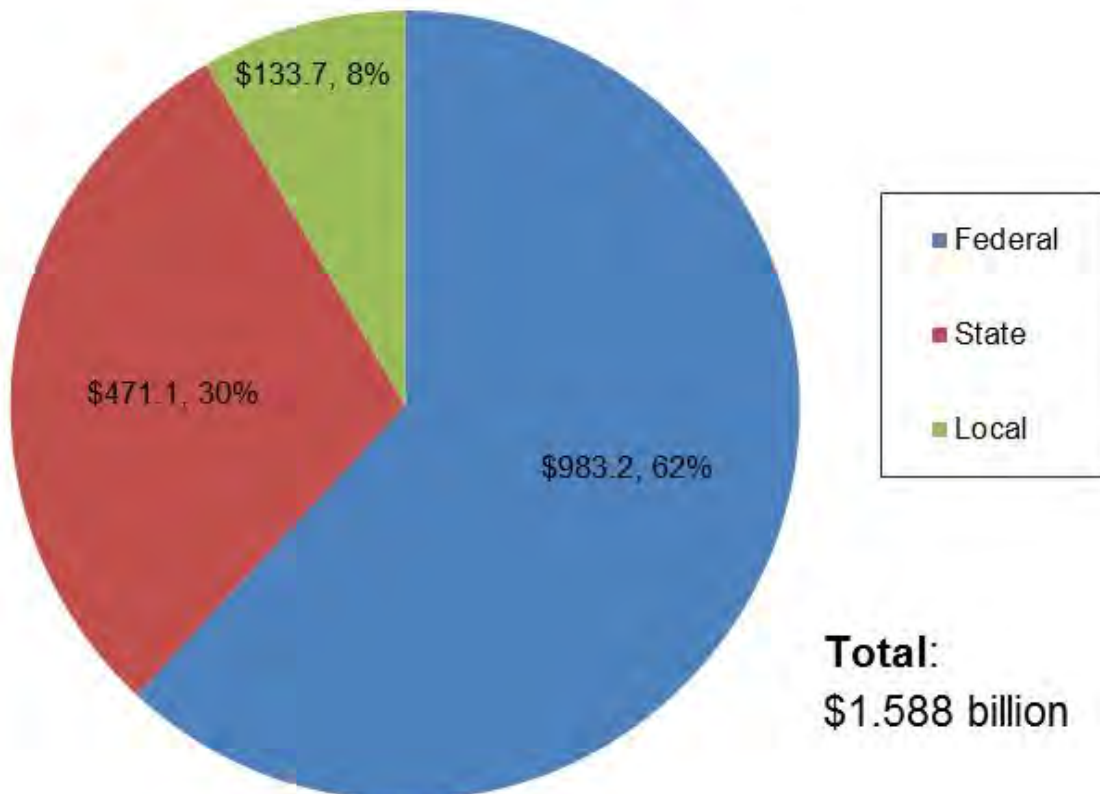
## Third Street Light Rail Transit Project Funding

Phase 1 + Phase 2 + Retrieval Shaft Relocation  
(\$ in millions)

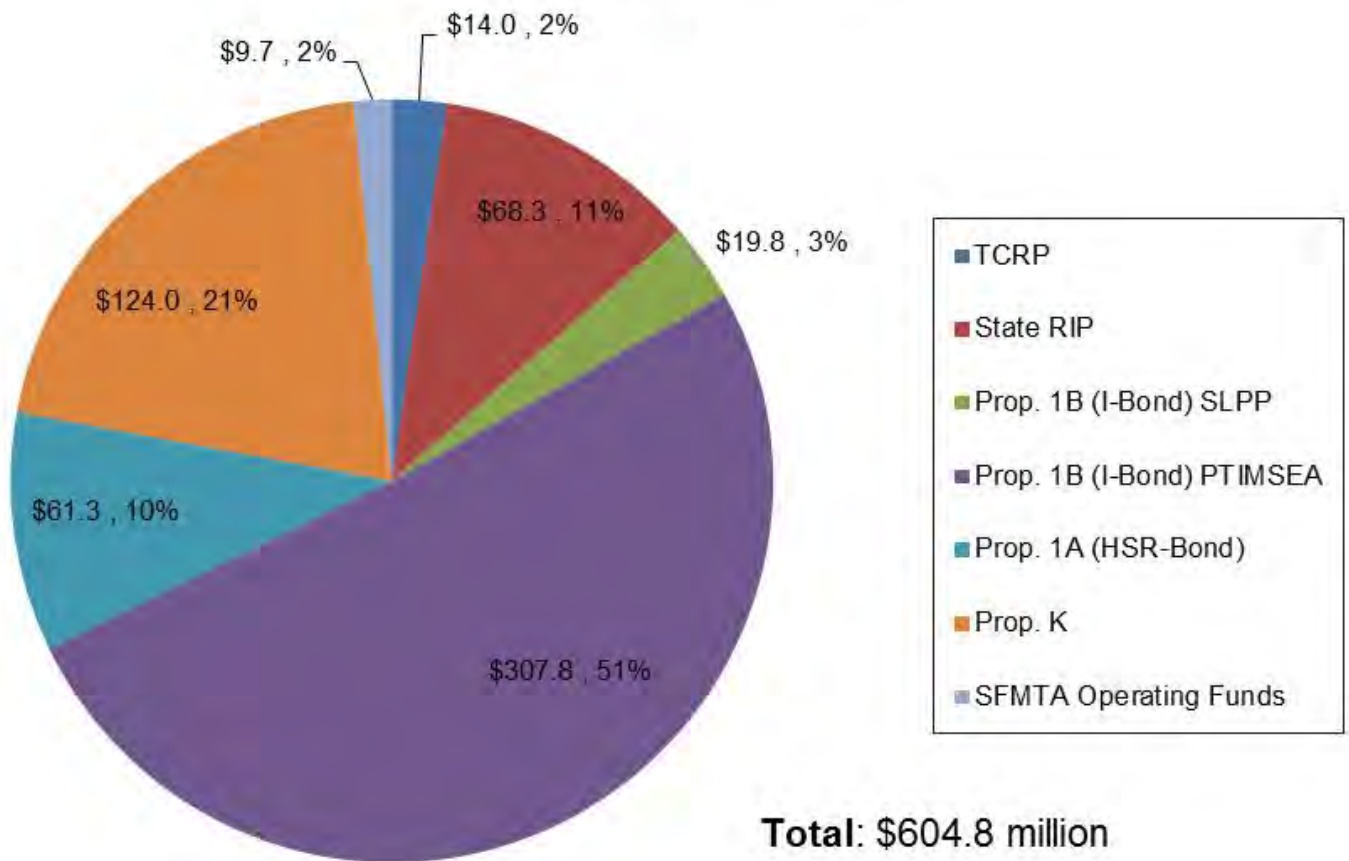


## Central Subway Project Funding

Phase 2 + Retrieval Shaft Relocation  
(\$ in millions)



## State and Local Funding Phase 2 + Retrieval Shaft Relocation (\$ in millions)



*Appendix D*

**COMPLETED CONTRACTS**

# Moscone Station and Portal Utility Relocation

**Contract 1250**

Contractor: Synergy Project Management, Inc.

## Budget/Expenditures

Category	Amount
Original Budget	\$11,227,316
Expenditures Final	\$11,968,150
Utility Reimbursements	(\$2,275,419)
Final Program Cost	\$9,692,731
<b>Budget Impact (Underrun)</b>	<b>(\$1,534,585)</b>

## Contract Details

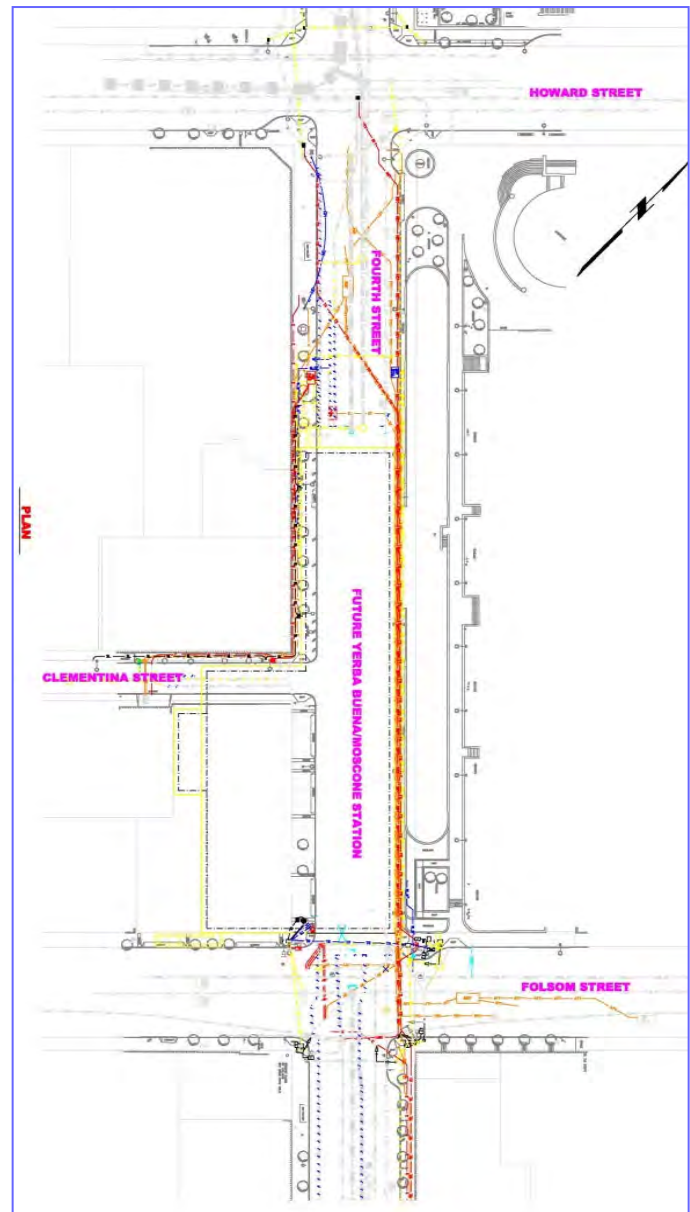
<b>Contract Awarded:</b>	November 17, 2009
<b>Notice to Proceed:</b>	January 4, 2010
<b>Substantial Completion:</b>	June 23, 2011
<b>Contract Award Value:</b>	\$ 9,273,939
<b>Modifications Final :</b>	\$ 2,694,211
<b>Final Contract Value:</b>	\$11,968,150

## Status

- Work complete
- Project closeout administration and documentation
- Final Completion Date: June 23, 2011

## Description

This project relocates utilities within the footprint of the proposed Yerba Buena/Moscone Station and the 4th Street Portal where the tunnel boring machines will descend underground. Also included is installation of building protections and monitoring of buildings adjacent to utility trenches.





# Union Square/Market Street Station Utility Relocation

**Contract 1251**

Contractor: Synergy Project Management, Inc.

## Budget/Expenditures

Category	Amount
Original Budget	\$22,199,847
Expenditures Final	\$20,669,081
Utility Reimbursements	(7,413,510)
Final Program Costs	\$13,176,169
<b>Budget Impact (Underrun)</b>	<b>(9,023,678)</b>

## Contract Details


<b>Contract Awarded:</b>	December 7, 2010
<b>Notice to Proceed:</b>	January 12, 2011
<b>Substantial Completion:</b>	August 16, 2012
<b>Contract Award Value:</b>	\$16,832,550
<b>Modifications Final:</b>	\$3,836,531
<b>Final Contract Value:</b>	\$20,669,081

## Status

- Final completion on October 15, 2012
- Completed punch list work
- Project Final Acceptance on November 15, 2013
- Completed final construction contract administrative closeout in June 2017

## Description

This project relocates utilities for the Union Square/Market Street Station and temporarily reroutes existing trolley coach lines around the construction.



# Central Subway Pagoda Palace Demolition

Contract 1277 Contractor: MH Construction

## Work Description

Demolish and clear the former Pagoda Theater for use the site to recover the tunnel boring machines when tunnels are completed in 2015. Locate and supply contractor facilities and installations. Obtain permits and approvals and coordinate work with City agencies and utility companies. Furnish and install signs and distribute notices to the local community prior to commencing with construction, cleanup and remove of debris from the site.

- Contract funded by SFMTA Operating funds
- Work was substantially completed September 24, 2013
- Completed administrative closeout in June 2016

Budget/Expenditures	
Category	Amount
Current Budget	\$648,976
Expenditures to Date	\$648,976

Contract Details	
Contract Awarded:	June 12, 2013
Notice to Proceed:	July 15, 2013
Substantial Completion:	Sept. 24, 2013
Contract Award Value:	\$498,995
Modifications to Date:	\$149,981
Current Contract Value:	\$648,976



# Central Subway Tunneling

Contract 1252 Contractor: Barnard Impregilo Healy Joint Venture

## Description of Work

1.5-mile twin bore tunnels from Hwy I-80 to North Beach using two tunnel boring machines (TBMs). Contractor procurement and installation of the TBMs; construction of the TBM launch box and retrieval shaft excavation support; Yerba Buena/Moscone Station and Union Square/Market Street Station end walls; tunnel excavation and installation of precast segmental lining, the 4th Street portal transition to the surface and cross passages. Throughout, settlement monitoring and protection of existing utilities, buildings and BART tunnels.

## Status

- Final Completion Date: May 15, 2015
- Completed administrative closeout in November 2018

Budget/Expenditures	
Category	Amount
Current Budget	\$239,973,354
Other Project Budget	\$5,150,000
Other Offset Credits	\$1,312,101
<b>Expenditures Final</b>	<b>\$233,511,253</b>

Contract Details	
<b>Contract Awarded:</b>	<b>June 28, 2011</b>
<b>Notice to Proceed 1:</b>	<b>January 27, 2012</b>
<b>Notice to Proceed 2:</b>	<b>March 14, 2012</b>
<b>Partial NTP 3:</b>	<b>April 12, 2012</b>
<b>Notice to Proceed 3:</b>	<b>October 15, 2012</b>
<b>Substantial Completion:</b>	<b>April 15, 2015</b>
<b>Contract Award Value:</b>	<b>\$233,584,015</b>
<b>Modifications to Date:</b>	<b>\$6,389,339</b>
<b>Final Contract Value:</b>	<b>\$239,973,354</b>



## *Appendix E*

### **SBE PARTICIPATION**

Quarterly Report

Current Report: January 2020 to March 2020



**PROGRAM SUPPORT CONTRACTS – SBE PARTICIPATION**

Appendix E presents the Central Subway Program Small Business Enterprise or SBE goals and the actual SBE participation achieved to date – as of March 31, 2020.<sup>1</sup>

**CS Program SBE Summary Table for Professional Services and Construction Contracts**

The summary compares the dollar value of the Base Contracts, the SBE Contract Goals, the percent and dollar value expended to date and the SBE actual participation to date.

**Appendix E - Monthly Progress Report - Reported Quarterly in 2020**

**CS Program SBE Summary Table for Professional Services and Construction Contracts**

			A	B	C	D	E	F	G
Contract No.	Contractor	Services/Segment	Contract Amount	SFMTA SBE Contract Goal	Contract Expenditure to Date (Est.)	SBE Actual to Date	SBE Contract \$s = A * B	SBE Amount to Date = C * D	Contractor's SBE Goal (in Bid)
<b>A Project Professional Services Contracts</b>			<i>millions</i>		<i>millions</i>		<i>millions</i>	<i>millions</i>	
1	149	CS Partnership Project Management	\$97.72	30%	\$91.11	31.8%	\$29.31	\$28.95	31.4%
2	156	Hill International Project Controls Task 1	\$17.11	26%	\$10.12	29.3%	\$4.45	\$2.96	26.0%
3	155-1	PB Telemon Tunnels Design	\$7.94	30%	\$7.90	30.2%	\$2.38	\$2.39	31.6%
4	155-2	CS Design Group Stations Design	\$47.90	30%	\$46.83	30.0%	\$14.37	\$14.05	36.4%
5	155-3	HNTB, Inc.- B&C Systems, Track & Surface Station Design	\$17.23	30%	\$17.15	25.7%	\$5.17	\$4.41	30.0%
<b>Subtotal Professional Services</b>			<b>\$187.90</b>		<b>\$173.11</b>		<b>\$55.69</b>	<b>\$52.75</b>	
<b>B Project Construction Contracts</b>			<i>millions</i>		<i>millions</i>		<i>millions</i>	<i>millions</i>	
1	1250	Synergy Inc Utility Relocation 1	\$11.97	20%	\$11.97	97.2%	\$2.39	\$11.63	96.4%
2	1251	Synergy Inc Utility Relocation 2	\$20.70	20%	\$20.70	87.4%	\$4.14	\$18.10	94.9%
3	1252	BIH Tunnels and Portal - in Construction	\$239.97	6%	\$239.97	5.8%	\$14.40	\$13.88	6.1%
4	1277	MH Construction Pagoda Demolition	\$0.65	100%	\$0.65	100.0%	\$0.65	\$0.65	100.0%
5	1300	Tutor-Perini Stations/Track/Systems - in Construction	888.28	20%	\$854.74	19.9%	\$177.66	\$170.10	25.5%
<b>Subtotal Construction Contracts</b>			<b>\$1,161.57</b>		<b>\$1,128.03</b>		<b>\$199.24</b>	<b>\$214.35</b>	
Contract	Contractor	Services/Segment	Base Contract	SFMTA Goal	Expenditures	SBE Actual	= A * B	= C * D	Bid Goal
			A	B	C	D	E	F	G

**SBE Summary Table Notes and Sources:**

- a) Column A is the base contract amount awarded. Column B is the Agency SBE goal percent for each contract awarded.

The SFMTA SBE Contract Goals are also on the Central Subway web site under the listing of on-going contracts – see “**Closed and Awarded Contracts**” at this link:

<http://centralsubwaysf.com/content/closed-and-awarded-contracts>

- b) Column C shows each contract’s current amount expended to date (estimated) including accruals. Column D is the actual SBE percent level of each contract based on payments to date.

Column E is the expected SBE dollar amount when the contract amount is completed and the SFMTA SBE goal achieved using this calculation: Columns A \* B = Column E, the SBE Expected

<sup>1</sup> An SBE is a for-profit, small business concern with a three (3) year average gross revenue not exceeding \$14 million or \$12 million, depending on the scope of work to be performed, that is certified under any of the following programs: the State of California’s Small Business Program with the Department of General Services (“State Program”), the City and County of San Francisco’s LBE Program (“City Program”), or the California Unified Certification Program (“Federal DBE program”).

\$ Amount.

Column F is the actual SBE dollar amount out of the total contract expenditure to date:

Columns C \* D = Column F, the SBE Expended \$ Amount.

The source of the SBE Actual percent to date and dollar amounts are Progress Payment Applications and Contractor's monthly submittals that may include the current estimated accruals.

The BIH SBE percent is from the contractor's progress payment #40, Form 6.

- c) Column G, the Contractor's SBE Goal in the submitted bid, is background information that is not calculated in the table. The table source of the Contractor's SBE Goals is from the SFMTA Contract Compliance Office. A Contractor's SBE goal in the bid is one source used by SFMTA Contract Compliance to assess and propose the Agency's SBE goal for a contract.
- d) The three construction contracts shown in **bold type, 1250, 1251 and 1277**, with gray background, are completed contracts. Little to no changes will be shown in future reports.
- e) The SBE Hill International Actual to Date SBE participation is 29.3% for the overall SFMTA contract. The Hill International data is for the Central Subway Task 1 portion of the Hill International contract to provide SFMTA Project Controls services and systems.
- f) The SBE SFMTA goal for Contract 1300 Tutor-Perini is 20% SBE with a provision of 50% for trucking.  

The 1300 Tutor-Perini SBE percent Actual is based on the SBE data provided in Progress Payment #76 March 2020, SFMTA SBE FORM No. 6.
- g) The SBE SFMTA goal for Contract 1277 MH Construction was based on an SBE set-aside.

### **SBE Participation Details**

The two tables that follow present the Central Subway's professional services and construction contract amounts, expenditures and SBE levels with additional details.

## Active Professional Services Contracts - SBE Participation Details

As of: 3/31/2020

<b>Contract:</b>	<b>Project Management and Construction management</b>	
<b>Contract No.</b>	<b>CS-149 Central Subway Partnership*</b>	
<b>Status:</b>	On-going	
	Base Contract Value	\$97,715,988
	Approved Change Orders	-0-
	Current Contract Value	\$97,715,988
	Expended to Date (est.)	91,110,299
	% Expended	93.2%
	SBE SFMTA Goal	30.0%
	SBE Participation	31.8%

<b>Contract:</b>	<b>Project Controls Cost and Schedule Support</b>	
<b>Contract No.</b>	<b>CS 156 Hill International Task 1*</b>	
<b>Status:</b>	On-going	
	Base Contract Value	\$17,112,873
	Approved Change Orders	-0-
	Current Contract Value	\$17,112,873
	Expended to Date (est.)	\$10,115,598
	% Expended	59.1%
	SBE SFMTA Goal	26.0%
	SBE Participation	29.3%

<b>Contract:</b>	<b>Design Package 1 for CNs 1250, 1251 and 1252 Tunnels</b>	
<b>Contract No.</b>	<b>CS-155-1 PB / Telemon*</b>	
<b>Status:</b>	Design is completed. Construction support ongoing	
	Base Contract Value	\$5,795,000
	Approved Change Orders (7)	\$2,145,159
	Current Contract Value	\$7,940,159
	Expended to Date (est.)	\$7,904,713
	% Expended	99.6%
	SBE SFMTA Goal	30.0%
	SBE Participation	30.2%

<b>Contract:</b>	<b>Design Package 2 for 1253 UMS, 1254 CTS, 1255 YBM Stations.</b>	
<b>Contract No.</b>	<b>CS-155-2 Central Subway Design Group*</b>	
<b>Status:</b>	Design is completed. Construction support ongoing	
	Base Contract Value	\$39,949,948
	Approved Change Orders (4)	\$7,950,658
	Current Contract Value	\$47,900,606
	Expended to Date (est.)	\$46,830,348
	% Expended	97.8%
	SBE SFMTA Goal	30.0%
	SBE Participation	30.0%

<b>Contract:</b>	<b>DP 3 Systems, Track work, Surface station.</b>	
<b>Contract No.</b>	<b>CS-155-3 HNTB-B&amp;C*</b>	
<b>Status:</b>	Design is completed. Construction support ongoing	
	Base Contract Value	\$16,864,250
	Approved Change Orders (9)	\$368,002
	Current Contract Value	\$17,232,252
	Expended to Date (est.)	17,149,323
	% Expended	99.5%
	SBE SFMTA Goal	30.0%
	SBE Participation	25.7%

\* denotes accrual

## Active and Completed Construction Contracts - SBE Participation Details

Data as of: 3/31/2020

<b>Contract:</b>	<b>Synergy Inc Utility Relocation 1 YBM &amp; Launch Box</b>
<b>Contract No.</b>	<b>1250</b>

**Status:** *Contract is completed and closed out*

Base Contract Value	\$9,273,939
Approved Change Orders	\$2,694,211
Final Contract Value	\$11,968,150
% Expended	100%
SBE SFMTA Goal	20%
SBE Participation To Date	97.2%

<b>Contract:</b>	<b>Synergy Inc Utility Relocation 2 UMS</b>
<b>Contract No.</b>	<b>1251</b>

**Status:** *Contract is completed and closed out*

Base Contract Value	\$16,832,550
Approved Change Orders	3,836,531
Final Contract Value	\$20,699,081
% Expended	100%
SBE SFMTA Goal	20.0%
SBE Participation To Date	87.4%

<b>Contract:</b>	<b>Pagoda Palace Demolition / MH Construction</b>
<b>Contract No.</b>	<b>1277</b>

**Status:** *Contract is completed and closed out*

Base Contract Value	\$498,995
Approved Change Orders	\$149,981
Final Contract Value	\$648,976
% Expended	100%
SBE SFMTA Goal	100%
SBE Participation To Date	100%

<b>Contract:</b>	<b>Tunnels Barnard/Impregilo/Haley</b>
<b>Contract No.</b>	<b>1252</b>

**Status:** *Contract is completed and closed out*

Base Contract Value	\$233,584,015
Approved Change Orders	\$6,389,339
Current Contract Value	\$239,973,354
Expended to Date (est.)	\$239,973,354
% Expended	100%
SBE SFMTA Goal	6.0%
SBE Participation To Date	5.8%

<b>Contract:</b>	<b>Stations and Systems / Tutor Perini</b>
<b>Contract No.</b>	<b>1300</b>

**Status:** On-going

Base Contract Value	\$839,676,400
Approved Change Orders	\$48,604,326
Current Contract Value	\$888,280,726
Expended to Date (est.)	\$854,736,169
% Expended	96.2%
SBE SFMTA Goal	20.0%
SBE Participation To Date	19.9%

Photos on the next page:

(top to bottom) March 2020:  
 At Chinatown Station, perforated metal panels are installed against the arched walls and ceiling for the platform cavern. Crews install lighting, ceiling panels, and a public art LED array inside the south concourse for Union Square Market Street Station. At Yerba Buena/Moscone Station, recently poured terrazzo floor coating is being ground and smoothed on the concourse level. Large river rocks are placed into wet concrete to hinder errant motorists from entering the tunnel portal just north of the 4<sup>th</sup> and Brannan intersection at Surface, Track, and Systems.



# central subway

Central Subway Project Office  
530 Bush Street, Suite 400  
San Francisco, CA 94108  
Email: [central.subway@sfmta.com](mailto:central.subway@sfmta.com)



[www.centralsubwaysf.com](http://www.centralsubwaysf.com)



[www.twitter.com/central\\_subway](http://www.twitter.com/central_subway)



[www.facebook.com/centralsubway](http://www.facebook.com/centralsubway)



[www.centralsubwayblog.com](http://www.centralsubwayblog.com)



[www.youtube.com/municentralsubwaysf](http://www.youtube.com/municentralsubwaysf)



[www.flickr.com/municentralsubway](http://www.flickr.com/municentralsubway)

This document is published by the SFMTA and the City and County of San Francisco as a service to individuals and agencies interested in the Central Subway Project. Funding for the Central Subway is made possible through funds provided by the Federal Transit Administration, the State of California, the Metropolitan Transportation Commission and the San Francisco County Transportation Authority.

