



SFMTA

# 2019 Capital Needs Update

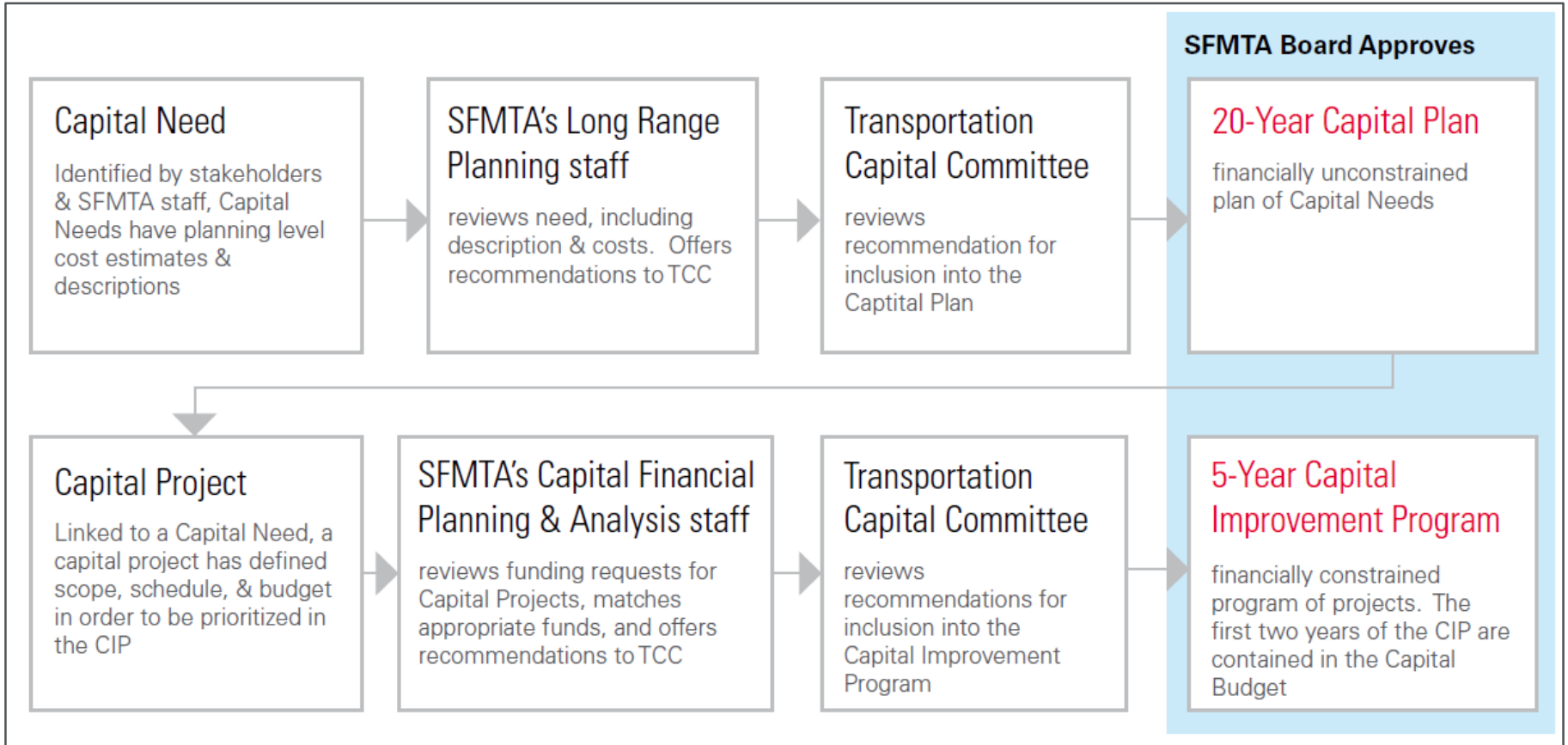
SFMTA Board of Directors' Meeting

September 17, 2019

# The SFMTA Capital Plan

- Identifies unfunded capital needs
- Is based on what we know and have currently planned for
- Is financially-unconstrained
- Functions as an advocacy tool informing local and regional efforts

# Capital Planning Process





SFMTA

# 2019 Capital Needs

## *Investments by Capital Program*

### Notes:

- Inflationary growth has raised the cost estimates of most capital needs in the last two years.
- The cost estimates are in constant 2017 or 2019 dollars as identified.
- Most programs have incorporated updates to the scope of work and a contingency for specific capital needs.

# What is a capital need?



**A capital need is an unfunded initiative, program, or planned project that aids the realization of the agency's goals.**

**Each Capital Need listed in the 2019 Update includes a:**



- Description of the scope of work.
- Justification of the need and how it relates to agency goals.
- General timeframe when the Agency expects to implement.
- Cost estimate in constant 2019 dollars.

# Capital Programs

The ten capital programs allow for each area of the SFMTA to identify its capital needs and better coordinate across the agency so that the SFMTA can better serve the city.



# Capital Programs, cont.



➔ *Embedded within ten programs are capital needs related to SFMTA Accessible Services. Including these needs across existing capital programs allows for the agency to incorporate related investments in all projects as needed.*

# 2019 Summary of Capital Needs

| PROGRAM                                 | 2019 Capital Needs<br><i>(constant 2019 dollars, rounded)</i> | Percent of 2019 Capital Needs |
|---|---|-------------------------------|
| Communications & Information Technology | \$218 M   | 0.7 %                         |
| Facility                                | \$4,599 M   | 14.9 %                        |
| Fleet                                   | \$5,419 M   | 17.6 %                        |
| Parking                                 | \$681 M   | 2.2 %                         |
| Security                                | \$557 M   | 1.8 %                         |
| Streets                                 | \$4,936 M   | 16%                           |
| Taxi                                    | \$65 M  | 0.2 %                         |
| Traffic Signals & Signs                 | \$1,488 M   | 4.8 %                         |
| Transit Fixed Guideway                  | \$1,755 M   | 5.7 %                         |
| Transit Optimization & Expansion        | \$11,068 M  | 36 %                          |
| <b>Total (all programs)</b>             | <b>\$30,784 M</b>   |                               |



# Next Steps

**September 17:** SFMTA Board Approval

**Fall 2019:** Initiate the development of the 5-Year Capital Improvement Program.