


central subway

YBM Station Platform

Crews have finished constructing the reinforced concrete station platform inside the station box under 4th Street.



Progress Report

October 2017



SFMTA
Municipal
Transportation
Agency

This page intentionally left blank

Table of Contents

Executive Summary	5
Key Milestones	6
Costs and Schedule	7
Costs	7
Earned Value Analysis	7
Schedule Highlights.....	8
Master Project Schedule	11
Contracts & Construction	12
Contract 1300 Stations, Surface, Track and Systems.....	13
Work Package1254 Chinatown Station	14
Work Package1253 Union Square / Market Street Station	19
Work Package1255 Yerba Buena / Moscone Station	22
Work Package1256 Systems, Trackwork & Stations	26
Program Components	28
Community Outreach	28
Quality Assurance	29
Risk Management	31
Program Safety & Security	32
Technical Capacity	34
Staffing	35
Third-Party Agreements and Licenses	36
LRV Procurement.....	36
Current Construction Activity and Progress Photos	37

See Table of Content page that follows for Cover Photo captions.

Table of Contents - continued

Appendices


Appendix A: Cost Report.....	A1
Appendix B: Schedule Report.....	B1
Appendix C: Program Overview of Scope and Funding.....	C1
Appendix D: Completed Contracts	D1
Appendix E: SBE Participation by Contract (Reported Quarterly).....	E1
Central Subway Project Contact Information.....	E5



Cover photo: A crew pours concrete around formwork for future elevator footings inside the station box, as part of construction for the Yerba Buena/Moscone Station platform. Other crews are working simultaneously to build columns and other major structural elements inside the station headhouse nearby **More photos can be found starting on page 38.**

Above photos: A crew works to temporarily backfill a portion of the tunnel portal ramp entrance area to make it easier to bring in large vehicles. Crews have used this worksite as a preparation area to construct rail foundations and apply sound reduction materials inside the tunnels to the north.

See the Appendix E final page for CS websites hyperlinks and public outreach on line resources. The Project main web site is at: <http://www.centraSubwaysf.com/>



Teams of workers lift huge lengths of rebar from sorting areas to be installed as part of floor slab construction inside the north station concourse.

Executive Summary

Chinatown Station - Excavated headhouse to 16' below Temp Level 5 walers and struts. 95% completed excavation and support for Platform Cavern North (PCN) Center Drift (top heading, bench, invert). 80% completed on Cross Over Cavern (COC) Left Side Drift. Completed on COC Right Side Drift (top heading and invert). 30% completed COC Center Drift (top heading, bench, invert). Continued street work (minor), ongoing monitoring and surveying. Completed barrel vault installation for PCN. 40% completed barrel vault installation for COC (through Reach 1, 2, and 3 of 7).

Union Square/Market Street Station - Platform Station: Continued construction of wale encasements at Platform and Mezzanine levels. Emergency exit stairs 3 and 4: Continued F/R/P for walls, stairs, and landings. North Concourse: Continued HVAC shaft construction including wale encasement and wall construction at fan level. F/R/P permanent struts and deck slabs at Concourse level. South Concourse: Continued escalator ramp walls and slab transition. Ellis Street: Continued pavement restoration work at Ellis Street.

Yerba Buena/Moscone Station - Continued to replace the force main and AWSS at 4th & Howard. Continued to investigate utility conflicts for 36" force main at Howard ongoing. Poured handicap ramp and sidewalk at 4th and Folsom. Continued Stair 4 shoring and excavation. 80% completed on electrical rough-in on Mezzanine—Station box. 60% completed on electrical rough-in on Concourse—Station Box. Completed F/R/P Platform walls, installed metal decking and Platform deck rebar. Completed Under Platform MEP rough-in. 60% completed on electrical rough-in on Headhouse-Invert. Stripped Stair 6 wall forms (Headhouse Invert). Began MEP Rough-in at Headhouse-Concourse. Began F/R/P Stair 5 at Headhouse-Concourse.

Surface, Track and Systems— Continued 18" AWSS lateral installation on 4th/Brannan intersection. Continued 12" water line installation at 4th/Bryant. Completed 27" and 24" sewer installation at 4th/Townsend. Continued OCS pole installation. Completed excavation and grading for track slab except at major intersections. Continued track plinth construction and track installation inside tunnels. Completed pavement renovation except at major intersections.

Tunnel - Contract administrative closeout is ongoing.

Total project costs to date are \$1,139.53 million, an increase of \$6.07 million over last month. The total cost to date equals 72.20% of the total project budget of \$1.578 billion. The Master Project Schedule forecasts a Revenue Service Date of December 2019.

The Stations Contractors' Safety Reports shows no recordable accident took place this month. The rates of work site accident incidents by the man hours worked continue to be below industry standards - see tables on page 33.


Key Milestones

Roadway and sidewalk restoration on Ellis at Market and Stockton




1 Traffic is moved to the north side of Ellis while the south side is rebuilt

MILESTONE	DATE EXPECTED
General	
Revenue Service	December 2019
Contract 1300 Stations, Surface, Track, Systems	
Notice to Proceed (NTP 1)	June 17, 2013 (A)
Notice to Proceed (NTP 2)	January 12, 2014 (A)
Substantial Completion	February 28, 2018



2 Sidewalks, curbs, and gutters are restored in affected areas



3 Traffic is shifted to the south side of Ellis while the north side is rebuilt

Costs and Schedule

Costs (See Appendix A for Details)

The Current Cost Estimate (CCE) for the Central Subway Project is **\$1.578 billion** in year of expenditure dollars (\$YOE). This total project cost is shown at the top of Report 7.1, Program Project Budget. This capital cost projection incorporates allocated and unallocated contingencies to cover the risks associated with the project completion.

Total net incurred costs for the project are \$1,139.53 million, a \$6.07 million increase over last month. The cost to date figure reflects expenditures through FAMIS 786 Report (\$1,083.64 million) plus the utilities joint trench Form B Reimbursement payment (\$11.27 million), invoices currently being processed (\$40.52 million) and estimates of outstanding pay requests (\$4.13 million). This incurred amount equals 72.20% of the total project budget of \$1.578 billion.

The current funding level to date is \$1,479.79 million. This represents 94% of the total project budget.

Earned Value Analysis

In October 2017 Report, the Preliminary Earned Value Analysis reports is based on the SFM-TA October Schedule Update. The Planned Value, Earned Value, Actual Cost, Percent Complete and resulting indexes as follows:

Preliminary October Earned Value

Overall Budgeted Cost:	\$1,578,300,000
Planned Value:	\$1,462,873,076
Earned Value:	\$1,149,029,073
Actual Cost:	\$1,139,525,690
Schedule Performance Index (SPI):	0.79
Cost Performance Index (CPI):	1.00
Percent Complete:	72.7%

*October 2017 Notice: The City is in the process of transitioning from FAMIS to Financial System Project (FSP). During the transition, we are unable to provide accurate financial updates. Once FSP is updated and validated, we will reconcile our reports accordingly. We will be projecting current expenditures and anticipate the reconciled updates will be available in December 2017.

Schedule Highlights


The Master Project Schedule (MPS) below includes progress through October 2017. The October 2017 Schedule Update submittal from Contract 1300 Contractor was not submitted as the CN1300 Contractor has not provided the updated corrections to their June, through September 2017 Schedule Updates. The Contract 1300 schedule represented in this report is based on the SFMTA October 2017 Schedule Update.

The MPS shows a forecast Revenue Service Date of December 2019.

The controlling critical (longest) path of the MPS runs through CTS Excavation succeeded by Head-house Concrete work, Electrical activities, STS Startup & Testing, Commissioning and Pre-Revenue Activities to the Baseline Finish and Revenue Service Date. See Appendix B – Longest Path. The latest schedule shows the longest path running through the Chinatown Station (CTS). Contractor is required to implement a Recovery Schedule to put the Project back on schedule.

Schedule Contingency is fully utilized on the critical path of the MPS, which is below the Minimum Schedule Contingency level of 6 months. A schedule re-evaluation will be performed, utilizing the updated Contract 1300 Schedule. Recovery options are being implemented in key areas as work proceeds. SFMTA continues to meet with Contractor to discuss all schedule concerns and comments. Excavation and Support of the Top Center Drift, Center Bench and Invert Steps of the South Platform Cavern continues. Despite expected ground conditions as described in the GBR, TPC's mining productivity has not been as planned. In an effort to recover some lost time, the Engineer of Record authorized a change of working sequence allowing TPC to perform South Drift excavation of the Crossover prior to completing the South Platform Cavern excavation. These changes allowed Contract 1300 Schedule to maintain the current forecasted Revenue Service Date of 10 December 2019 for the fifth month without additional delay.

Contract 1300 Contractor submitted thirty four (34) Schedule Updates from December 2014 to September 2017. SFMTA rejected twenty (20) Schedule Updates from January 2016 to April 2016 and June 2016 to September 2017 due to multiple and repetitive issues that vary from incorrect working sequences to unrealistic forecasted completion dates to artificially steering the schedule longest path through certain portions of the project. SFMTA approved as noted December 2014 through December 2015, and May 2016 Schedule Updates. Contractor has been directed to develop a Recovery Schedule as required by Contract to mitigate the current forecasted project delay. The 18 month "gap" of missing Schedule Updates at the beginning of the job has interfered with efficient resolution of Contractor's assertions of Unavoidable Delay to the project-wide Substantial Completion date, which is additionally impacting the Contractors review of options for schedule recovery.



Looking north inside the station box, corrugated sheet steel and rebar are being installed atop sections of station platform foundations, to eventually construct the completed platform.

Schedule Highlights - Continued

Contract 1300 - WP1253 UMS / WP1254R CTS / WP1255 YBM / WP1256 STS:

The Contractor, Tutor Perini Corporation's (TPC) baseline schedule is incorporated into the master program schedule. The preliminary SFMTA Contract 1300 October 2017 schedule is used within the October Report. The SFMTA Contract 1300 October 2017 schedule is based on the approved baseline schedule logic with adjustments made for fixing retained logic and lags. The SFMTA will continue to use the SFMTA Contract 1300 schedule update as a forecasting tool going forward until the Contract 1300 Contractor submits an acceptable schedule that addresses all of SFMTA scheduling concerns.

Work Package P-1254R (CTS) has performed the following work this month:

- Excavated headhouse to 16' below Temp Level 5 walers and struts
- 95% completed excavation and support for Platform Cavern North (PCN) Center Drift (top heading, bench, invert)
- 80% completed on Cross Over Cavern (COC) Left Side Drift
- Completed on COC Right Side Drift (top heading and invert)
- 30% completed COC Center Drift (top heading, bench, invert)
- Continued street work (minor), ongoing monitoring and surveying
- Completed barrel vault installation for PCN
- 40% completed barrel vault installation for COC (through Reach 1, 2, and 3 of 7)

Work Package P-1253 (UMS) has performed the following work this month:

- Platform Station: Continued construction of wale encasements at Platform and Mezzanine levels
- Emergency exit stairs 3 and 4: Continued F/R/P for walls, stairs, and landings
- North Concourse: Continued HVAC shaft construction including wale encasement and wall construction at Fan Level. F/R/P permanent struts and deck slabs at Concourse level
- South Concourse: Continued escalator ramp walls and slab transition
- Ellis Street: Continued pavement restoration work at Ellis Street

Work Package P-1255 (YBM) has performed the following work this month:

- Continued to replace the force main and AWSS at 4th & Howard
- Continued to investigate utility conflicts for 36" force main at Howard ongoing
- Poured handicap ramp and sidewalk at 4th and Folsom
- Continued Stair 4 shoring and excavation
- 80% completed on electrical rough-in on Mezzanine – Station box
- 60% completed on electrical rough-in on Concourse – Station box
- Completed F/R/P Platform walls, installed metal decking and Platform deck rebar

Schedule Highlights - Continued

- Completed Under Platform MEP rough-in
- 60% completed on electrical rough-in on Headhouse-Invert
- Stripped Stair 6 wall forms (Headhouse Invert)
- Continued F/R/P Headhouse Concourse deck
- Began MEP Rough-in at Headhouse-Concourse
- Began F/R/P Stair 5 at Headhouse-Concourse

Work Package P-1256 (STS) has performed the following work this month:

- Continued 18" AWSS installation on 4th/Brannan intersection
- Continued 12" water line installation at 4th/Bryant
- Completed 27" and 24" sewer installation at 4th/Townsend
- Continued OCS pole installation
- Completed excavation and grading for track slab except at major intersections
- Completed surface track drain installation
- Continued track plinth construction and track installation inside tunnels
- Completed pavement renovation except at major intersections



A tunneling engineer observes shotcrete spraying in the top heading for Chinatown Station's platform cavern.

Master Project Schedule

Activity ID	Activity Name	Original Start	Finish	2018				2019				2020		
				Q3	Q4	Q1	Q2	Q3	Q4	Q1	Q2	Q3	Q4	Q1
CENTRAL SUBWAY PROJECT														
Program Level Milestones														
PJ01000	Central Subway Project Start	03-Jun-03 A	12-May-20	[Gantt bar from Q3 2018 to Q2 2020]										
		4419		[Gantt bar from Q3 2018 to Q2 2020]										
		437	15-Jan-20	[Gantt bar from Q3 2018 to Q2 2020]										
MS00044	Tunnel Excavation Complete - Project Milestone #44	0	05-Sep-14 A	[Gantt bar from Q3 2018 to Q2 2020]										
MS00019	Baseline Finish Date: 12-26-2018	0	16-Jan-20*	[Gantt bar from Q3 2018 to Q2 2020]										
MS00009	CSP Revenue Service Date	0	16-Jan-20*	[Gantt bar from Q3 2018 to Q2 2020]										
Preliminary Engineering Phase														
		2651	03-Jun-03 A	07-Jan-10 A	[Gantt bar from Q3 2018 to Q2 2020]									
Final Design														
		1811	08-Jan-10 A	17-Jun-13 A	[Gantt bar from Q3 2018 to Q2 2020]									
Light Rail Vehicles														
		2411	15-Apr-13 A	26-Nov-19	[Gantt bar from Q3 2018 to Q2 2020]									
Real Estate														
		3130	01-Aug-08 A	26-Oct-17	[Gantt bar from Q3 2018 to Q2 2020]									
Construction Phase														
		2700	04-Jan-10 A	12-May-20	[Gantt bar from Q3 2018 to Q2 2020]									
Construction Support and Costs														
		3047	04-Jan-10 A	12-May-20	[Gantt bar from Q3 2018 to Q2 2020]									
		505	04-Jan-10 A	23-May-11 A	[Gantt bar from Q3 2018 to Q2 2020]									
		643	12-Jan-11 A	15-Oct-12 A	[Gantt bar from Q3 2018 to Q2 2020]									
		1518	08-Jun-11 A	26-Oct-17	[Gantt bar from Q3 2018 to Q2 2020]									
Construction Tunnels CN-1252														
		1704	03-Jun-13 A	24-Sep-19	[Gantt bar from Q3 2018 to Q2 2020]									
Construction CN-1300														
		1635	17-Jun-13 A	24-Sep-19	[Gantt bar from Q3 2018 to Q2 2020]									
CN-1300 Milestone														
		1704	17-Jun-13 A	27-Jun-19	[Gantt bar from Q3 2018 to Q2 2020]									
Construction UMS Station P-1253														
		1572	17-Jun-13 A	27-Jun-19	[Gantt bar from Q3 2018 to Q2 2020]									
Construction CTS Station P-1254R														
		1651	10-Jun-13 A	27-Jun-19	[Gantt bar from Q3 2018 to Q2 2020]									
Construction YBM Station P-1255														
		1626	03-Jun-13 A	11-Sep-19	[Gantt bar from Q3 2018 to Q2 2020]									
Construction STS P-1256														
		652	04-Apr-18	16-Jan-20	[Gantt bar from Q3 2018 to Q2 2020]									
Project Start Up														
		555	26-Oct-17	15-Jun-20	[Gantt bar from Q3 2018 to Q2 2020]									
Unallocated Contingency														
		555	26-Oct-17	15-Jun-20	[Gantt bar from Q3 2018 to Q2 2020]									
Cost Activity Unallocated Contingency (LOE) - 17,500,98,080.00 - Contingency														
		555	26-Oct-17	15-Jun-20	[Gantt bar from Q3 2018 to Q2 2020]									



A man carefully maneuvers a boom lift down the south platform cavern for Chinatown Station., while shotcrete spraying is being done inside the top heading beyond.

Contracts & Construction

Construction Contracts In Progress

Contract 1300: Combined Work Packages 1253, 1254, 1255, 1256

- Contractor: Tutor - Perini Corporation
- Amount: \$847.80 million
- Contract Status: 64.19% complete construction

Contracts Completed

[See Appendix D](#)

Contract 1250: Moscone Station and Portal Utilities Relocation

Contract 1251: Union Square/Market Street Station Utility Relocation

Contract 1277: Pagoda Theater Site Demolition (Funded separately from the CS Project budget)

Contract 1252: Central Subway Tunneling

Contract SBE Participation (Updated Quarterly) [See Appendix E](#)

Stations, Surface, Track and Systems

Contract 1300 Contractor: Tutor-Perini Corporation

Description of Work

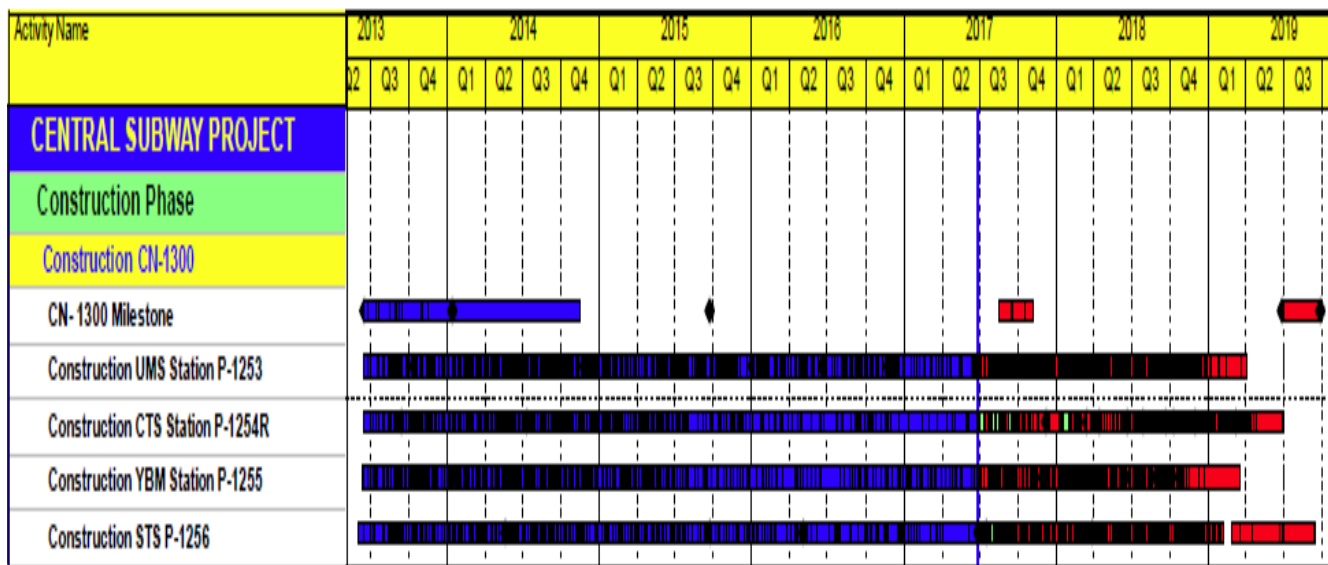
The Contract 1300 scope is to construct the Central Subway's three subway stations, one surface station, construct the 2,000 feet of surface track, and install track and operating systems throughout the new alignment. The separate station and systems work packages are presented in the following pages.

Work includes station finishes, AC and DC substations, elevators, escalators, lighting, emergency ventilation fans, HVAC fire alarm/ suppression/ protection, Cutter Soil Mixing, secant pile bottom up and Sequential Excavation Method construction, settlement monitoring, building protection, connecting to and modifying the BART Powell Street Station, PA, CCTV, signage, installation of fare collection equipment and station start-up and commissioning.

Contract Details	
Contract Awarded:	May 21, 2013
Notice to Proceed:	June 17, 2013
Substantial Completion:	February 28, 2018
Contract Award Value:	\$839,676,400
Modifications to Date (\$):	\$8,121,714
Modifications to Date (Days):	18
Current Contract Value:	\$847,798,114

Budget/Expenditures▲	
Current Budget	\$879,676,400
Other Project Offset Credits	\$3,123,097
Expenditures to Date	\$551,136,833

1300 Summary Schedule



Chinatown Station

Contract 1300 - Work Package 1254R



Description of Work

This Work Package is to construct one subway station. Includes station finishes, AC and DC Traction Power substations elevators, escalators, lighting, emergency ventilation fans, HVAC fire alarm/ suppression/ protection, slurry wall top-down construction, settlement monitoring, building protection, PA, CCTV, signage, installation of fare collection equipment and station start-up and commissioning.

Current Work Status

- Excavated headhouse to 16' below Temp Level 5 walers and struts
- 95% completed excavation and support for Platform Cavern North (PCN) Center Drift (top heading, bench, invert)
- 80% completed on Cross Over Cavern (COC) Left Side Drift
- Completed on COC Right Side Drift (top heading and invert)
- 30% completed on COC Center Drift (top heading, bench and invert)
- Continued street work (minor), ongoing monitoring and surveying
- Completed barrel vault installation for PCN
- 40% completed barrel vault installation for COC (through Reach 1, 2, and 3 of 7)

Work Expected Next Month

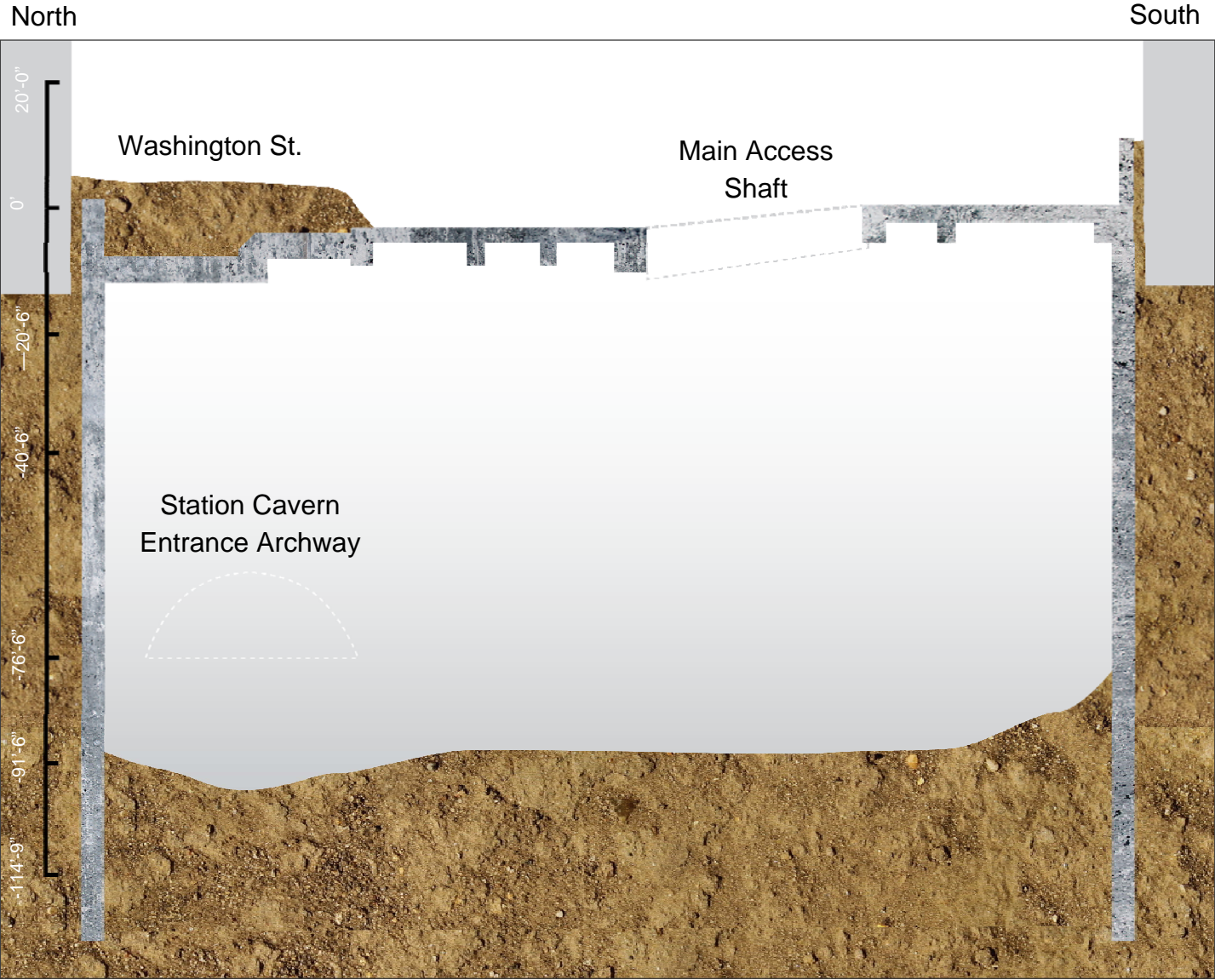
- Platform Cavern North – complete center drift top heading, bench, and invert
- Begin placing smoothing layer of shotcrete for PCN
- Cross Over Cavern – complete Left and Right Side Drift Top Heading and Invert
- Cross Over Cavern—continue Center Drift Excavation (top heading, bench, and invert)
- Complete compensation grouting



Three Month Look Ahead

- Head house: Provide logistic support area for tunnel excavation
- Excavate and install Level 6 and Level 7 walers and struts
- Complete excavation of Headhouse; prepare and pour Invert slab to Headhouse
- Continue and complete Cross Over Cavern Center Drift (top heading, bench, and invert)
- Complete removal of all excavated material from Platform Caverns
- Complete removal of temporary shotcrete arches (interior)
- Continue with placing smoothing layer of shotcrete for CCC, PCS and COC


Station Excavation and Construction Progress Section




Station Cavern Excavation Progress Plan and Section

North

South



Continued below



Continued from above



Continued below



Continued from above

PLATFORM CAVERN TUNNEL PRODUCTION THROUGH 10/31/2017

SFMTA - Chinatown Station Construction
central **T** subway



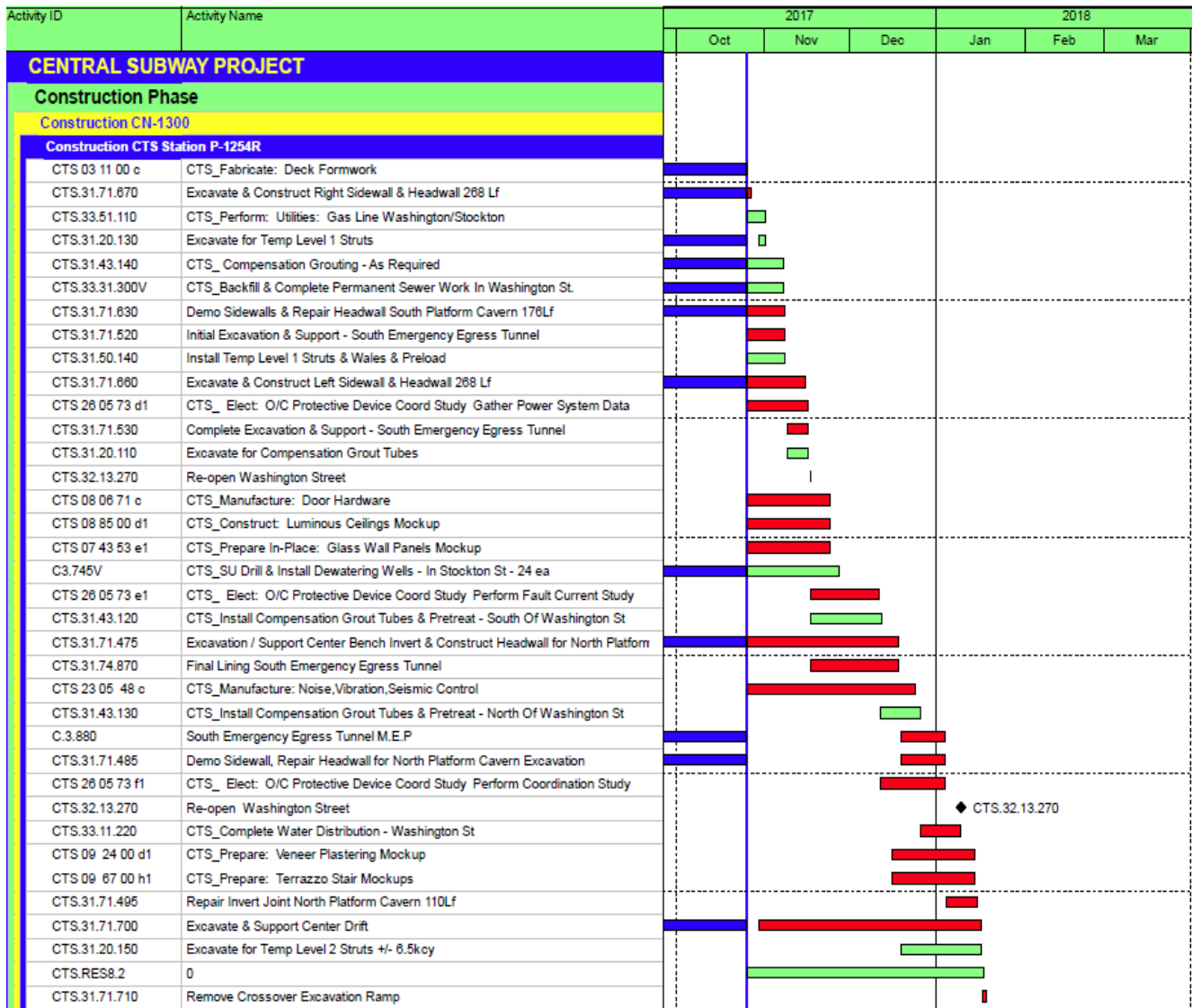
Primary Lining 100% Completed

Chinatown Station Construction Status - Continued

Contract Details	
Contract Awarded:	May 21, 2013
Notice to Proceed:	June 17, 2013
Substantial Completion:	February 28, 2018
Contract Award Value:	\$247,567,810
Modifications to Date (\$):	\$2,964,460
Modifications to Date (Days):	18
Current Contract Value:	\$250,532,270

Budget/Expenditures ▾	
Current Budget	\$257,567,810
Other Project Offset Credits	\$75,000
Expenditures to Date	\$158,204,764

CTS Three Month Schedule



Union Square/Market Street Station

Contract 1300 Work Package 1253

Description of Work

This Work Package is to construct one subway station. Includes station finishes, AC and DC Traction Power substations elevators, escalators, lighting, emergency ventilation fans, HVAC fire alarm/ suppression/ protection, slurry wall top-down construction, settlement monitoring, building protection, PA, CCTV, signage, installation of fare collection equipment and station start-up and commissioning.

Current Status This Month

- Platform Station: Continued construction of wale encasements at Platform and Mezzanine Levels
- Emergency exit stairs 3 and 4: Continued F/R/P for walls, stairs and landings
- North Concourse: Continued HVAC shaft construction including wale encasement and wall construction at Fan Level. F/R/P Permanent Struts and Deck slabs at Concourse Level
- South Concourse: Continued escalator ramp walls and slab transition
- Ellis Street: Continued pavement restoration work at Ellis Street

Work Expected Next Month

- Platform Station: Continue construction of wale encasements at Platform and Mezzanine Levels. Commence scallop wall constructions at Platform Level
- Emergency exit stairs 3 and 4: Complete structural work including surface restoration
- North Concourse: Complete structural work at Fan level and Concourse level
- South Concourse: Commence topping slab to escalator slab
- Ellis Street: Complete pavement restoration of Ellis Street including Market/ Stockton sidewalks




Three Month Look Ahead

- Platform Station: Complete construction of wale encasements at Platform and Mezzanine Levels. Complete scallop wall constructions at Platform Level. Commence upper level deck installation
- North Concourse: Complete concourse level slabs
- South Concourse: Commence CMU walls
- North Entrance: Complete construction of planters at street level, complete secondary steel to north entrance structure

Station Excavation and Construction Progress Section

North

South

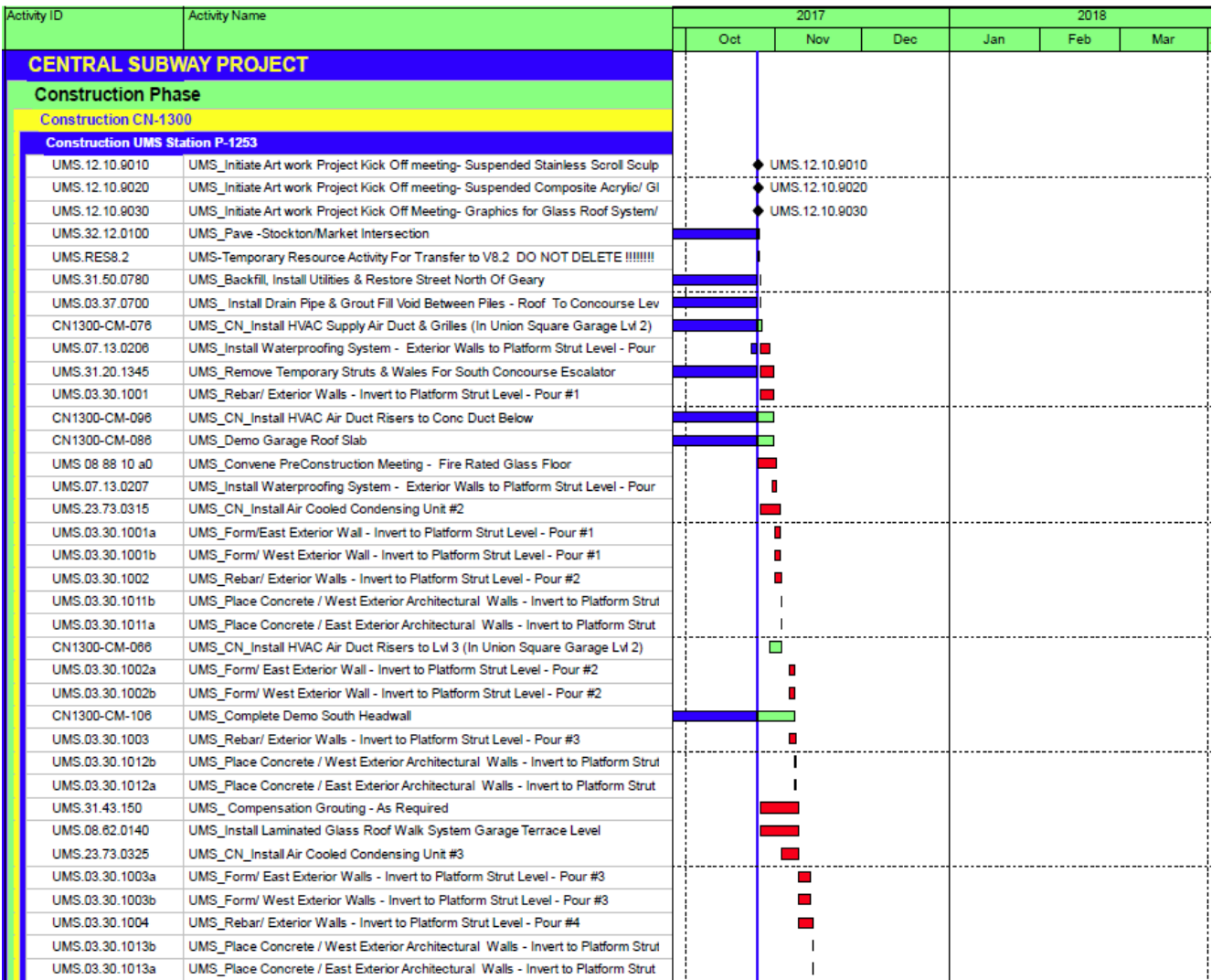


Union Square Market Street Station Construction - Continued

Contract Details	
Contract Awarded:	May 21, 2013
Notice to Proceed:	June 17, 2013
Substantial Completion:	February 28, 2018
Contract Award Value:	\$294,030,590
Modifications to Date (\$):	\$2,748,442
Modifications to Date (Days):	18
Current Contract Value:	\$296,779,032

Budget/Expenditures ▲	
Current Budget	\$314,030,590
Expenditures to Date	\$214,947,410

UMS Three Month Schedule



Yerba Buena/Moscone Station


Contract 1300 - Work Package 1255

Description of Work

This Work Package is to construct one subway station. Includes station finishes, AC and DC Traction Power substations elevators, escalators, lighting, emergency ventilation fans, HVAC fire alarm/ suppression/ protection, slurry wall top-down construction, settlement monitoring, building protection, PA, CCTV, signage, installation of fare collection equipment and station start-up and commissioning.

Current Status

- Continued to replace the force main and AWSS at 4th & Howard
- Continued to investigate utility conflicts for 36" force main at Howard ongoing
- Poured handicap ramp and sidewalk at 4th and Folsom
- Continued Stair 4 shoring and excavation
- 80% completed on electrical rough-in on Mezzanine – Station box
- 60% completed on electrical rough-in on Concourse – Station box
- Completed F/R/P Platform walls, installed metal decking and Platform deck rebar
- Completed Under Platform MEP rough-in
- 60% completed on electrical rough-in on Headhouse-Invert
- Stripped Stair 6 wall forms (Headhouse Invert)
- Continued F/R/P Headhouse Concourse deck
- Began MEP Rough-in at Headhouse-Concourse
- Began F/R/P Stair 5 at Headhouse-Concourse



- Complete Stair 4 shoring and excavation
- F/R/P Stair 4 footing rebar
- Continue working on Stair 4 walls
- Place PG&E and AT&T utilities in Stair 4 area per PCC 159
- Complete electrical on Mezzanine – Station Box
- Pour topping slab Mezzanine – Station box
- Continue electrical rough-in on Concourse, pour Station Concourse topping slab
- Complete F/R/P of platform walls
- F/R/P Stair 1 Walls (Station Platform)
- Install Elevators 1 and 2 (Station Platform)
- Install Escalators 1 and 2 (Station Platform)
- Begin Rough-in Fire Sprinkler (Headhouse Invert)

Work Expected Next Month

- Continue utility work at intersection of 4th & Folsom and 4th & Howard

Description of Work


This Work Package is to construct one subway station. Includes station finishes, AC and DC Traction Power substations elevators, escalators, lighting, emergency ventilation fans, HVAC fire alarm/ suppression/ protection, slurry wall top-down construction, settlement monitoring, building protection, PA, CCTV, signage, installation of fare collection equipment and station start-up and commissioning.

Work Expected Next Month (continued)

- Continue F/R/P Headhouse-Concourse deck
- Begin MEP rough-in at Headhouse-Concourse
- Begin F/R/P Stair 6 at Headhouse-Concourse

Three Month Look Ahead


- Construct Concourse and Mezzanine slabs from bottom up within Headhouse
- Start AT&T and PG&E contract work on Folsom
- Continue interior finishes on Mezzanine & Concourse Levels within Station Box
- Continue placement of stairs within Station and Headhouse
- Begin installation of station power electrical vaults on Folsom Street



Station Excavation and Construction Progress Section

North


South



West

4th St.

East



Yerba Buena Moscone Station Construction - Continued

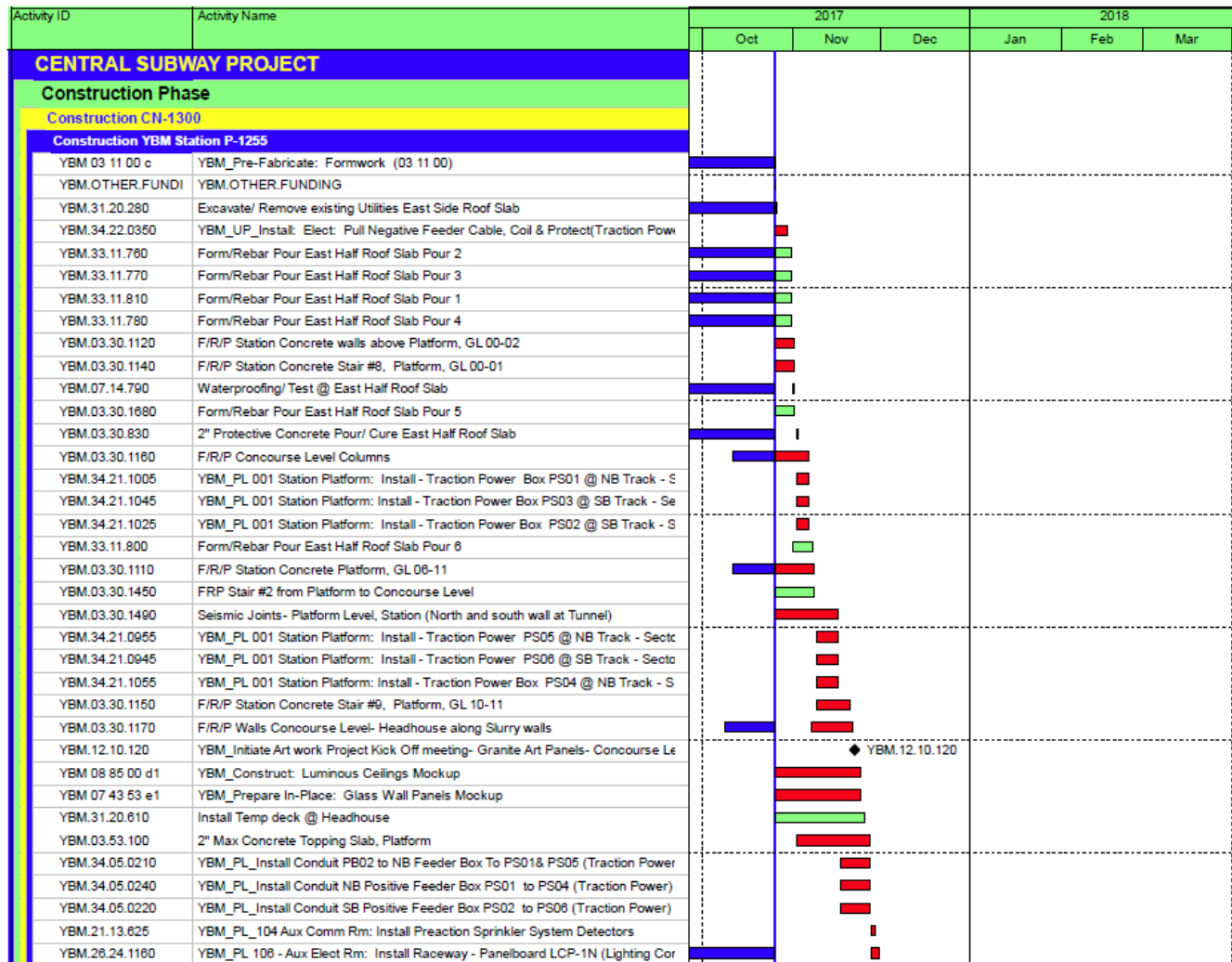
Contract Details

Contract Awarded:	May 21, 2013
Notice to Proceed:	June 17, 2013
Substantial Completion:	February 28, 2018
Contract Award Value:	\$158,089,000
Modifications to Date (\$):	\$309,825
Modifications to Date (Days):	18
Current Contract Value:	\$158,398,825

Budget/Expenditures ▲

Current Budget	\$163,089,000
Other Project Offset Credits	\$415,331
Expenditures to Date	\$112,299,780

YBM Three Month Schedule



Systems, Trackwork, & Surface Station

Contract 1300 - Work Package 1256

Description of Work

This Work Package is to construct one Surface Station. Includes light rail track and systems, track invert, track safety walkways; light rail track and systems constructed on the 2,000 foot surface for the alignment from the tunnel portal, south to the tie-in to the existing Muni T-Line at Fourth and King Streets; and the surface Fourth and Brannan Street (FBS) Station.

Current Status

- Continued 18" AWSS installation on 4th/Brannan intersection
- Continued 12" water line installation at 4th/Bryant
- Completed 27" and 24" sewer installation at 4th/Townsend
- Continued OCS pole installation
- Completed excavation and grading for track slab except at major intersections
- Completed surface track drain installation
- Continued track plinth construction and track installation inside tunnels
- Completed pavement renovation except at major intersections



Work Expected Next Month

- Complete 18" AWSS installation
- Complete MRY ductbank installation
- Continue OCS pole installation
- Complete domestic water installation
- Continue pavement renovation at major intersections
- Continue rail installation in tunnel
- Commence excavation for track slab at major intersections
- Commence track installation
- Commence OCS installation

Three Month Look Ahead

- Complete waterline installation
- Complete AWSS installation
- Complete MRY ductbank installation
- Complete OCS pole installation
- Complete pavement renovation at major intersections
- Continue excavation for track slab at major intersections
- Continue surface track installation
- Continue OCS installation
- Continue plinth construction and track installation inside tunnels

Systems, Trackwork, & Surface Station Construction - Continued

Contract Details	
Contract Awarded:	May 21, 2013
Notice to Proceed:	June 17, 2013
Substantial Completion:	February 28, 2018
Contract Award Value:	\$139,989,000
Modifications to Date (\$):	\$2,098,986
Modifications to Date (Days):	18
Current Contract Value:	\$142,087,986

Budget/Expenditures	
Current Budget	\$144,989,000
Other Project Offset Credits	\$2,632,766
Expenditures to Date	\$62,636,782

Systems, Track and Surface Station Three Month Schedule

Activity ID	Activity Name	2017			2018		
		Oct	Nov	Dec	Jan	Feb	Mar
CENTRAL SUBWAY PROJECT							
Construction Phase							
Construction CN-1300							
Construction STS P-1256							
STS.34.22.3350	STS_Pull & Terminate TP Cables MRY Ductbanks MH 1895 to 1896 - 4th Street	■					
STS.34.42.1080	STS_Install: Security - SB Portal Intrusion Devices		■				
STS.26.05.0290	STS_Install: Tunnel Electrical - Unistrut For Conduit & Signal Supports - NB Porta		■				
STS.26.05.0530	STS_Install: Tunnel Electrical - Unistrut For Conduit & Signal Supports - SB Porta		■				
STS.33.11.230	STS_Install: Utilities: Water Distribution 12" Main/Casing - 4th St @ Bryant Inters	■					
STS.33.51.110	STS_Install: Utilities: Gas Distribution 4" Main/Casing - 4th St @ Bryant Intersect		■				
STS.28.20.1790	STS_Install: Tunnel Electrical - CCTV Cameras - SB Portal To Moscone		■				
STS.34.42.0800	STS_Install: Train Control - Train Control Signals - SB Portal to Moscone		■				
STS.34.42.2270	STS_Install: Train Control - Train Control Conduit - & JB's NB Portal To Moscone	■					
STS.34.42.2310	STS_Install: Train Control - Train Control Conduit - & JB's SB Portal To Moscone	■					
STS.28.20.1830	STS_Install: Tunnel Electrical - CCTV Pull Wire & Terminate SB Portal To Moscon		■				
STS.34.42.2560	ATSC Systems - Intermediate Design	■					
STS.33.11.170	STS_Install: Utilities: Auxiliary Water Supply 12" Main 4th St (Through Brannan St	■					
STS.33.11.340	STS_Install: Utilities: Track Drainage- 4th St (Brannan St To Bluxome St)	■					
STS.26.05.120	STS_Install: Utilities: 230Kv Electrical Transmission Casing - Assist PG&E - 4th		■				
STS.26.05.0370	STS_Install: Tunnel Electrical - Telephone Conduit - & JB's NB Portal To Moscon		■				
STS.26.05.0560	STS_Install: Tunnel Electrical - Telephone Conduit - & JB's SB Portal To Moscon		■				
STS.26.05.0720	STS_Install: Tunnel Electrical - Unistrut For Conduit & Signal Supports - NB Mosc		■				
STS.26.05.0910	STS_Install: Tunnel Electrical - Unistrut For Conduit & Signal Supports - SB Mosc		■				
STS.26.05.0430	STS_Install: Tunnel Electrical -Lighting Fixtures - NB Portal To Moscone		■				
STS.26.05.0630	STS_Install: Tunnel Electrical - Emerg Tel/SFFD Tel/Blue Lights - SB Portal To M		■				
STS.26.05.1970	STS_Install: Tunnel Electrical - Emerg Tel/SFFD Tel/Blue Lights - NB Portal To M		■				
STS.27.32.0610	STS_Install: Tunnel Electrical - Radlax Conduit - & JB's SB Portal To Moscone		■				
STS1240	STS_Pothole: Utilities: Pothole for Gas Distribution	■					
STS.34.42.0980	STS_Install: Train Control - Train Control Signals - SB Moscone to Union Square		■				
STS.26.05.3810	STS_Install: Tunnel Electrical - Pull & Terminate Emerg Tel/SFFD Tel/Blue Lights		■				
STS.26.05.0540	STS_Install: Tunnel Electrical - Electrical Lighting Conduit & JB's - SB Portal To M		■				
STS.26.05.0550	STS_Install: Tunnel Electrical - Electrical Power Conduit & JB's - SB Portal To M		■				
STS.26.05.0820	STS_Install: Tunnel Electrical -Lighting Fixtures - SB Portal To Moscone		■				
STS.26.05.0360	STS_Install: Tunnel Electrical - Electrical Power Conduit & JB's - NB Portal To M		■				
STS.26.05.4020	STS_Install: Tunnel Electrical - Electrical Lighting Conduit & JB's - NB Portal To M		■				
STS.26.05.4030	STS_Install: Tunnel Electrical -Lighting Fixtures - NB Portal To Moscone		■				
STS.28.20.0570	STS_Install: Tunnel Electrical - CCTV Conduit - & JB's SB Portal To Moscone		■				
STS.28.20.0360	STS_Install: Tunnel Electrical - CCTV Conduit - & JB's NB Portal To Moscone		■				
STS.28.20.1800	STS_Install: Tunnel Electrical - CCTV Cameras - SB Moscone to Union Square		■				
STS.34.42.1720	STS_Install: Train Control - Train Control Signals - SB Union Square to Chinatown		■				

Program Components

Community Outreach

Outreach public information, events and presentations for October 2017 include:

- Continued noise mitigation meetings with Tutor Perini and community stakeholder
- Ongoing outreach to merchants and residents
- Conducted meetings and face-to-face visits with various merchant stakeholders along the alignment
- Conducted Central Subway tours for Focus For the Future Delegation
- Preparation and dissemination of construction notices
- Produced quarterly construction update video and other multimedia content
- Responded to constituent complaints

Outreach in Support of Mitigation and Monitoring

Team members participated in weekly progress to address neighborhood concerns

Outreach and communication efforts continue in Chinatown, Union Square, and SOMA

Weekly photo documentation of project work and editing

Weekly construction update emails sent to list of approximately 700 residents and stakeholders

Media Coverage

Central Subway Media Coverage			
Date	Title (with link to story)	Source	Reporter/Writer
10/11/2017	<u>Duo's worksfit into cityaround us</u>	SF Chronicle	Charles Desmarais
10/20/2017	<u>Grants Will Help Chinatown Merchants Cope with Construction</u>	SFBay	Jerold Chinn
10/26/2017	<u>SFCTA Issues 1st Long Term Bonds for Transit Improvements</u>	hoodline	Carrie Sisto

Quality Assurance

Quality Assurance monthly activity of oversight, surveillance, audits, proactive feedback and QA records actively involves the Project construction management staff, the resident engineers, the prime construction contractor and their subcontractors.

Stations and Systems Contract CN1300 Quality Assurance Monitoring – On Going/As Reported Previously

- UMS structural steel installation – Continued Inspection/acceptance/documentation by Smith Emery CWI's of all welds associated with the ongoing Installation of structural and excavation support steel
- STS invert and plinth concrete placements for track installation
- TPC QC Daily Inspection Reports posted to CM13 which includes TPC's Specialty Subcontractor's QC checklists and associated documentation and Smith Emery Inspection Reports; TPC's Subcontractor that provides laboratory and Inspection Services – including Special Inspections required for the City of San Francisco's Department of Building Inspection (DBI) for all permitted work
- Preparatory and Initial Phase Meetings continue as the scheduled activities dictate
- Sequential Excavation Method (SEM) and Instrumentation/Monitoring and Construction Management Task Force (CMTF) Meetings
- Bi-Weekly Quality Task Force (QTF) Meetings – ongoing dialog regarding; planning for upcoming work, identification and mitigation of in-process potentially unsatisfactory work, generation of CNCRs, welding inspection documentation, HOLD points and other items related to TPC's QC efforts in implementing TPC's approved Quality Control Program (QCP). Additionally, the Contractor's Quality Control Manager (QCM) and Assistant QCMs are provided with salient information from the PQM's participation/attendance in Project and Work Package Progress Meetings
- Weekly Work Package Progress Meetings for STS, YBM, UMS and CTS
- Monthly Project Risk Mitigation, Safety and Security, MEP Progress and weekly CMB Meetings as scheduling constraints allow

Document comment and review:

- Contractor's submittals, e.g., review of welding, concrete (including shotcrete) and other Quality related submittals/comments as requested to support the RE's and CM, and RFIs related to quality and welding
- QA Staff continues random/spot checks of the 1300 Contractor's Field Testing lab results – accomplished upon review of the preliminary test reports provided as required the Contract Documents via email from the Contractor's testing laboratory

Quality Assurance - Continued

- Contractor Non Conformance Reports (CNCR) Status as indicated in the TPC QC CNCR Log:
 - ◇ 6 (-3 from last month) CNCRs are currently posted to the CNCR Log as INITIAL entries (C1300 is required to generate a CNCR within 24 hours of becoming aware of what appears to be non-conforming work)
 - ◇ 13 (same as last month) CNCRs are currently posted to the CNCR Log as DISPOSITIONED and are being reviewed by associated SFMTA RE to verify that the Contractor's proposed disposition is appropriate)
 - ◇ 11 (same as last month) CNCRs are currently posted to the CNCR Log as DISPOSITIONED (NOT ACCEPTABLE) and have been returned to the Contractor because the RE's review of the Contractor's proposed disposition determined that the proposed disposition is not appropriate and must be revised)
 - ◇ 16 (-3 from last month) CNCRs are currently posted to the CNCR Log as APPROVED because the suggested REPAIR dispositions have been approved and the CNCRs will remain open until the approved REPAIR procedure is performed
 - ◇ 238 (+21 from last month) CNCRs are currently posted to the CNCR Log as CLOSED
 - ◇ 38 (same as last month) CNCRs are currently posted to the CNCR Log as VOIDED (subsequent evaluation of the INITIAL CNCRs determined that a CNCR is not warranted)
 - ◇ 322 (+3 from last month) CNCRs are currently posted to the CNCR Log

QA Issues:

- None to report for October 2017

QA Concerns:

- As previously reported, typical to similar Projects, work performed prior to receipt of approval status of required submittals (including coordination and shop drawings)/RIFs with/without knowledge of QC or responsible production supervision, remains a potential item(s) of concern
- As previously reported, typical to similar Projects, the untimely identification and mitigation (SFMTA approval) of "last minute items", such as too little clear cover for reinforcement due to unanticipated proximity of adjacent objects in a concrete lift, remains an ongoing challenge to all involved
- Project schedule compression demands disrupting RE and Design staff priorities

Other Program QA Practices Implemented

- Close-out of Corrective Action Requests: Close outs continued from Quality Assurance staff's Audits, Surveillances and PMOC Quarterly Reviews. The status is tracked in the Corrective Action Log that is available/provided to the project team and the FTA PMOC
- TPC's response to Quality Assurance Audit Report QAA 026, Implementation of TPC's Quality Control Program (QCP) was received and as resources allow, is currently under review with some additional documentation/information required prior to audit closeout; specifically associated with documentation related to mechanical couplers. This audit will be closed-out as resources allow

Risk Management

Risk Mitigation Management Meeting No. 99 was held on October 5, 2017. The members of the Risk Assessment Committee in attendance, reviewed the top risks in accordance with the risk summary sheet, which have been given a rating by The Committee of six and above.

During this month's meeting, thirty six (36) construction risks and one (1) remaining requirement risk was tracked on the Project's Risk Register. Additional vetting of these risks will be done at next month's meeting. Establishing strategies for mitigation and evaluating potential unforeseen issues or conditions.

The Committee will continue to follow risks and risks will be monitored and statuses updated with the use of the risk mitigation status sheets, providing monthly updates by the Risk owner to demonstrate the assigned mitigation strategy is being implemented.

Top Risks

Risk #	Risk Description	Risk Rating	Contract
248	Production Rate – existing sequence at CTS (actual vs expected effort not achieved)	25	STA
240	Unresolved Assignment of Schedule Delay Responsibility (may lead to increase cost for the Program)	12	STA
251	Physical activities missing (not defined) in the schedule / identify activities of undefined scope	8	STA
234	Sequential Excavation Method at CTS - Contractor's propose method will induce subsidence	7	CTS
249	Unable to re-sequence the current construction activities which are linear	7	STA
253	Do not have adequate resources defined to do the work	6	STA
52	Unacceptable settlement and impact on major utilities at CTS. (OLD SEWERS AND OTHERS WITHIN 20FT SPACE BETWEEN TOP OF CAVERN AND STREET LEVEL)	6	STA
238	Quality Program is ineffective in processing the nonconformance items causing schedule impacts	6	STA
205	Prolong period of CMod's creates additional cost/causes bad blood between Resident Engineer and Contractor	6	STA
229	CN1300 System Acceptance Testing	6	STA
230	SFMTA Commissioning Coordination (inaccurate time for coordination or participation from Muni Ops)	6	STA

Program Safety & Security

The San Francisco Municipal Transportation Agency is committed to the highest practical level of safety and security standards and practices in the public transit industry. The Safety and Security Management Plan (SSMP) components are reported on below as appropriate including, Safety and Security Committee, the Fire Life Safety and Security Committee the Construction Conformance Verification and Documentation and Contractor Safety and Security.

Project Management/Construction Management (PMCM) Team

Safety bulletin boards have subjects covering the complacency and daily job briefings.

Safety Summary for the 1300 Stations Systems Track Construction Package

During the month of October, TPC and their subcontractors incurred two first aid incidents. No lost time incurred.

Table 1300 Stations Construction Safety Record

Table 1300 below summarizes the Month to Date and Project to Date for the Stations, Systems and Track Construction contractor and subcontractors.

Next Month Look Ahead

1300 Contract

1. The CTS station continues to excavate the headhouse.
2. At the UMS station, TPC continues to pour concrete. We will be watching them closely.
3. At the YBM station, the train platform was just formed. Work in the headhouse continues and will be watched.
4. At the STS station, the contractor is installing rails in the tunnel beyond the YBM station. A close eye will be kept on these operations.

Program Safety & Security - continued

Project Safety Record - Contract 1300

SAFETY GOALS

Through Month End -October 2017

OSHA Recordable Accidents, <3.4
Lost Time Cases, <1.6

JOB TO DATE	Tutor	Subs	Total Project	Rate*
OSHA Recordable Accidents	5	1	6	0.44
Job Transfer or Restricted Duty Cases	0	0	0	0.00
Lost Time Cases	1	0	1	0.07
Total Project Incidents	6	1	7	0.51
Man Hours Worked Through M/E October 2017	1,376,514	1,372,317	2,748,831	

YEAR TO DATE (Month ,Day, Year to Month, Day, Year)	Tutor	Subs	Total Project	Rate*
OSHA Recordable Accidents	0	0	0	0.00
Job Transfer or Restricted Duty Cases	0	0	0	0.00
Lost Time Cases	0	0	0	0.00
Total Project Incidents	0	0	0	0.00
Man Hours Worked Through M/E October 2017	321,710	279,698	601,407	

* Rate is calculated based on number of incidents divided by total number of man hours worked multiplied by 200,000 man hours.

OSHA Recordable Accidents - 2008 Construction Industry Rate for Highway, Street, and Bridge Construction = 3.9

*Classifications change at a later date due to additional information becoming available, thereby, changing the numbers on the chart.

For example, what was once classified as an accident can become a first aid which leads it to no longer being recordable.

Technical Capacity

The Program has a few vacancies and is considering candidates for Contracts Claims Administrator and is interested in identifying additional candidates for supplementation of the team in the areas of Construction Inspector and Office Engineer, and persons with expertise in MEP Coordination and Systems implementation.



Workers review blueprints on the mezzanine level of the Yerba Buena/Moscone station box, where ventilation and electrical equipment will be located.

Staffing

The Central Subway Staffing Table shows Planned and Actual full-time equivalent staff (FTEs) working on the Program by organizational function and responsibility.

	Aug-2017		Sep-2017		Oct-2017	
	Planned	Actual	Planned	Actual	Planned	Actual
Project Management						
Program Management	6.60	5.00	6.60	5.00	6.60	5.00
Quality Assurance	1.80	1.30	1.80	1.30	1.80	1.30
Contract Administration	1.40	9.40	1.40	9.40	1.40	9.40
Community Outreach	5.50	2.50	5.50	2.50	5.50	2.50
Finance	2.00	0.00	2.00	0.00	2.00	0.00
Project Controls	4.80	3.80	4.80	3.80	4.80	3.80
Subtotal	22.10	22.00	22.10	22.00	22.10	22.00
Construction Management						
CM - CN 1252	0.00	0.00	0.00	0.00	0.00	0.00
CM - CN 1300	29.98	25.50	29.98	26.20	29.98	27.10
Design Support - CN 1252	0.00	0.00	0.00	0.00	0.00	0.00
Design Support - CN 1300	12.40	11.70	12.40	11.70	12.40	11.70
Subtotal	42.38	37.20	42.38	37.90	42.38	38.80
Start Up						
Start Up / Safety & Security	5.95	0.20	5.95	0.20	5.95	0.20
Subtotal	5.95	0.20	5.95	0.20	5.95	0.20
Total	70.43	59.40	70.43	60.10	70.43	61.00

Third-Party Agreements

No activity in this reporting month.

LRV Procurement

SFMTA has initiated a new light rail vehicle procurement to acquire up to 260 vehicles over the next 15 years. The scope includes the design, manufacture, delivery and testing of up to 260 light rail vehicles together with associated services, spare parts, special tools, training and documentation. This includes an initial delivery of 24 cars, scheduled for delivery from 2017 - 2018 to supplement the fleet when the SFMTA's Third Street Phase 2 - Central Subway Project extension opens.

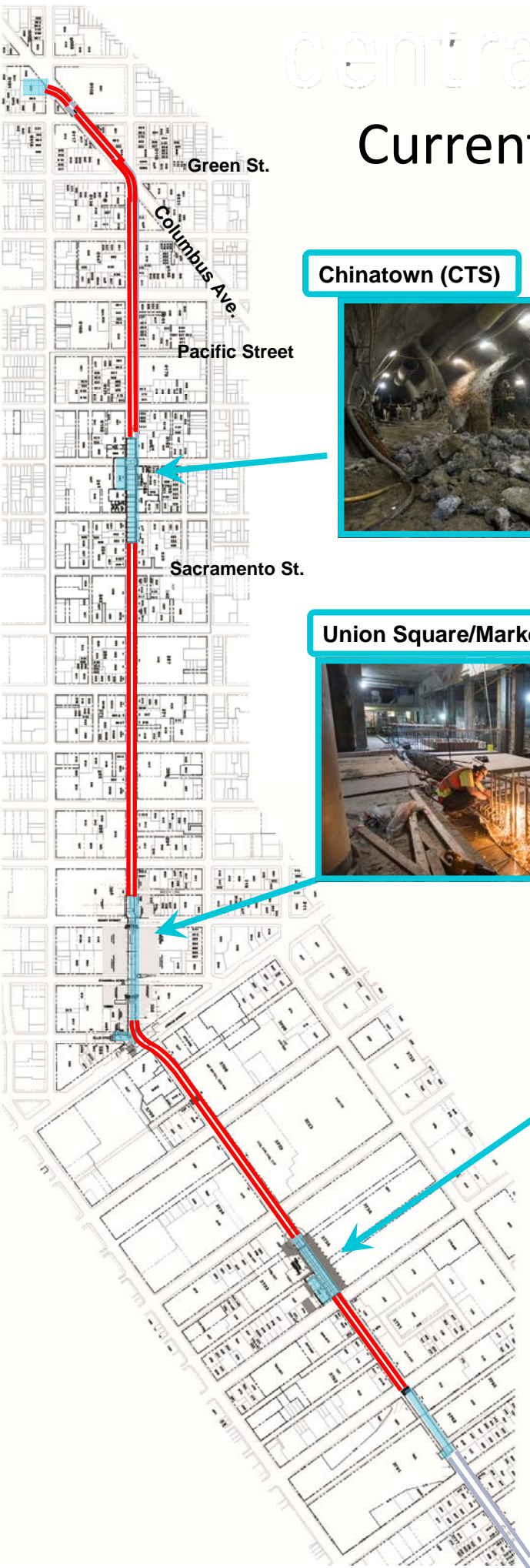
Production of the first 20 cars continues. The sixth car 2007 was delivered to SFMTA August 2nd, 2017, ahead of schedule. The majority of the testing was completed, including integration tests with train control, radio and other systems. The first two lots of Contract spares were delivered and final draft of maintenance manuals were also delivered.



A crew pauses for a moment to wait for equipment to move during utility upgrade work near 4th and Bluxome.

Central T subway

Current Construction Activity



Chinatown (CTS)



Union Square/Market Street (UMS)



Yerba Buena/Moscone (YBM)



4th St. Surface Track, Systems (STS)





Chunks of demolished shotcrete wait to be broken down further where the platform cavern meets the cross-cut cavern entrance from the station headhouse.



Crews excavating the top heading of the north platform cavern have uncovered (and since broken through) the reinforced shotcrete shell of the north egress shaft.



The massive steel bucket used to haul excavated material out of the Chinatown Station headhouse slowly makes its way to the surface.



Pieces of rebar are cut to length inside the top heading of the north platform cavern as part of wall and ceiling reinforcing.




A welder cuts specific lengths of rebar to length inside the north concourse, where form-work for a two-level interior structure is being built.



A crew quickly smooths curing concrete as part of roadway restoration and repaving work on Ellis between Powell and the Stockton and Market intersection.



A rebar cage and concrete forms are constructed around existing walers on the west wall of the station box, prior to pouring concrete.



Concrete forms for stairs come together inside the emergency egress staircase along the east side of Stockton at O'Farrell.




A crew pours concrete around future elevator footings inside the station box, as part of construction for the station platform.



Two men work together at the western wall of the headhouse to keep the work area cool by spraying water while cutting portions of steel brackets slated for eventual removal.




The curve of the northbound track entering the tunnel portal can be seen far in the distance, while workers construct final elements of the platform foundation rebar cage.




Tall rebar cages outline future concourse level columns leading to the roof deck, looking north from inside the station headhouse.



Workers are uncovering the tops of foundation piles as part of 4th and Brannan station platform work.



Communication line relocation and upgrade work continues on 4th at Bluxome as part of utility work ahead of constructing the rail bed.



Crews have been conducting utility work between King and Bryant to prepare for the construction of the new road slab and track foundations.



Specialized rail cars have been rolled onto existing tracks inside the tunnel portal structure, to aid rail installation and concrete pouring inside the tunnels further north.

Appendix A

DETAIL COST REPORTS

*October 2017 Notice: The City is in the process of transitioning from FAMIS to Financial System Project (FSP). During the transition, we are unable to provide accurate financial updates. Once FSP is updated and validated, we will reconcile our reports accordingly. We will be projecting current expenditures and anticipate the reconciled updates will be available in December 2017.

1. PROJECT COST

The Current Cost Estimate (CCE) for the Central Subway Project is **\$1.578 billion** in year of expenditure dollars (\$YOE). This total project cost is shown at the top of Report 7.1, Program Project Budget. This capital cost projection incorporates allocated and unallocated contingencies to cover the risks associated with the project completion.

Total net incurred costs for the project are \$1,139.53 million, a \$6.07 million increase over last month. The cost to date figure reflects expenditures through FAMIS 786 Report (\$1,083.64 million) plus the utilities joint trench Form B Reimbursement payment (\$11.27 million), invoices currently being processed (\$40.52 million) and estimates of outstanding pay requests (\$4.13 million). This incurred amount equals 72.20% of the total project budget of \$1.578 billion.

The current funding level to date is \$1,479.79. This represents 94% of the total project budget.

CONTRACT	PP NO	PP PERIOD TO	PROG PYMT AMOUNT
CS155.1*	69	3/31/2016	\$ 13,280.00
CS155.1*	70	6/30/2016	\$ 24,327.00
CS155.1*	71	9/30/2016	\$ 65,000.00
CS155.1*	72	12/30/2016	\$ 50,000.00
CS155.1*	73	3/31/2017	\$ 35,282.00
CS155.2	86	4/30/2017	\$ 193,859.03
CS155.2	87	5/31/2017	\$ 220,097.14
CS155.2	88	6/30/2017	\$ 428,660.77
CS155.2	89	7/31/2017	\$ 355,798.14
CS155.2*	90	8/31/2017	\$ 355,798.14
CS155.2*	91	9/30/2017	\$ 355,798.14
CS155.2*	92	10/31/2017	\$ 355,798.14
CS155.3	85	4/30/2017	\$ 33,071.54
CS155.3	86	5/31/2017	\$ 63,969.88
CS155.3	87	6/30/2017	\$ 63,013.99
CS155.3	88	7/31/2017	\$ 55,791.97
CS155.3	89	8/31/2017	\$ 55,290.83
CS155.3	90	9/30/2017	\$ 95,777.93

CONTRACT	PP NO	PP PERIOD TO	PROG PYMT AMOUNT
CS155.3*	91	10/31/2017	\$ 64,965.16
CN 1300	44	8/31/2017	\$ 12,829,640.00
CN 1300	45	9/30/2017	\$ 10,021,827.00
CN 1300	46	10/31/2017	\$ 15,208,259.00
CS149	101	5/31/2017	\$ 496,562.94
CS149*	102	6/30/2017	\$ 500,000.00
CS149*	103	7/31/2017	\$ 500,000.00
CS149*	104	8/31/2017	\$ 500,000.00
CS149*	105	9/30/2017	\$ 500,000.00
CS149*	106	10/31/2017	\$ 500,000.00
CS156	77	4/30/2017	\$ 39,687.22
CS156	78	5/31/2017	\$ 32,059.60
CS156*	79	6/30/2017	\$ 14,543.53
CS156*	80	7/31/2017	\$ 13,614.49
CS156*	81	8/31/2017	\$ 15,143.18
CS156*	82	9/30/2017	\$ 13,344.24
CS156*	83	10/31/2017	\$ 13,344.24
other accruals*		10/31/2017	\$ 561,167.89

* Estimated Amount \$ 44,644,773.13

2. CONTINGENCY ALLOCATIONS AND USAGE

The current Total Project Contingency is **\$74.18 million**, which is a \$14.18 million favorable balance against the current Minimum Contingency level of \$60 million. The Contingency Drawdown Curve is shown in Report 7.3. Follows by Report 7.4 Contingency Management Trend Report with the Remaining Contingency after Approved Changes Deducted contingency items in column “i”.

In this reporting period, Contract 1252 Tunnel did not process any contract modifications. Contract 1300 Station processed two contract modifications in the amount of \$394,908. Refer to Report 7.5 for approved contract modifications and potential changes.

3. **BUDGET TRANSFERS**

Contract 1300 Station processed two contract modifications in the amount of \$394,908 in SCC 40 category. There is a net budget transfer of \$0 in this reporting period due to the further drill down of SCC 10-50 categories; allocated contingency is in SCC 20 category. When a contract modification is processed, the funds are drawn from allocated contingency.

4. **FORM B**

The Utilities Joint Trench Form B Details is listed in the Table A2 below. Total utilities joint trench Form B Reimbursement payment to three construction contracts is \$11.27 million.

TABLE A2: UTILITIES JOINT TRENCH FORM B DETAILS	[A] Mar 2015 BUDGET	[B] EXPENDED TO DATE	Associated Cost Account
1.3.491.07.040.02 - FORM B - CN1250 UTILITY REIMBURSEMENT	(2,275,419)	2,463,325	1.3.081.07.040.02 - 1UTL:SITWORK: UTILITIES & RELOC
1.3.491.08.040.02 - FORM B - CN1251 UTILITY REIMBURSEMENT	(7,618,412)	3,608,217	1.3.082.08.040.02 - 2UTL:SITWORK:UTILITIES&RELOCATE
1.3.491.02.040.02 - FORM B - CN1252 UTILITY REIMBURSEMENT		3,975,656	1.3.083.02.040.02 - TUNN:Sitework:Utilities & Relocate
1.3.491.04.040.02 - FORM B - CTS: CN1300 UTILITY REIMBURSEMENT	(451,703)	441,304	1.3.085.04.040.02 - CTS.1254: SITE UTILITIES, UTILITY RELOCA
1.3.491.09.040.02 - FORM B - STS: CN1300 UTILITY REIMBURSEMENT	(1,000,000)	-	
1.3.491.03.040.02 - FORM B - UMS: CN1300 UTILITY REIMBURSEMENT	(528,370)	466,189	1.3.084.03.040.02 - UMS.1253: SITE UTILITIES, UTILITY RELOCA
1.3.491.05.040.02 - FORM B - YBM: CN1300 UTILITY REIMBURSEMENT	(100,000)	314,072	1.3.086.05.040.02 - YBM.1255: SITE UTILITIES, UTILITY RELOCA
TOTAL	(11,973,904)	11,268,764	

5. **EARNED VALUE (EV) ANALYSIS**

In October 2017 Report, the Preliminary Earned Value Analysis reports is based on the SFMTA October Schedule Update. The Planned Value, Earned Value, Actual Cost, Percent Complete and resulting indexes as follows:

Preliminary October Earned Value

Overall Budgeted Cost:	\$1,578,300,000
Planned Value:	\$1,462,873,076
Earned Value:	\$1,149,029,073
Actual Cost:	\$1,139,525,690
Schedule Performance Index (SPI):	0.79
Cost Performance Index (CPI):	1.01
Percent Complete:	72.7%

SFMTA, EV Chart										
OCTOBER 31, 2017 Update										
Activity ID	Activity Name	Start	Finish	Performance % Complete	Budgeted Total Cost	Planned Value Cost (PV)	Earned Value Cost (EV)	Actual Total Cost (AC)	CPI	SPI
CENTRAL SUBWAY PROJECT										
		03-Jun-03A	17-Jan-22	72.74%	\$1,578,300,004.51	\$1,462,873,075.89	\$1,149,029,073.47	\$1,139,525,689.59	1.01	0.79
	Preliminary Engineering Phase	03-Jun-03A	07-Jan-10A	100%	\$46,542,061.34	\$46,542,061.02	\$46,542,061.02	\$46,542,060.53	1.00	1.00
	Final Design	08-Jan-10A	17-Jun-13A	100%	\$115,075,987.10	\$115,075,987.06	\$115,075,987.06	\$113,950,952.17	1.01	1.00
	Light Rail Vehicles	15-Apr-13A	20-Nov-19	8.25%	\$26,385,653.00	\$26,385,653.00	\$2,177,131.58	\$10,598,346.72	0.21	0.08
	Real Estate	01-Aug-08A	26-Oct-17	82.4%	\$32,140,417.71	\$37,405,885.00	\$30,822,332.40	\$30,826,115.53	1.01	0.82
	Construction Phase	03-Jan-10A	19-Nov-20	70.97%	\$1,349,149,982.53	\$1,237,463,479.81	\$954,411,561.41	\$937,808,214.64	1.02	0.77
	Construction Support and Costs	03-Jan-10A	19-Nov-20	59.64%	\$200,922,851.00	\$132,008,750.08	\$119,198,124.93	\$123,567,925.36	0.96	0.90
	Construction Utility Contract #1 - NOS & Portal CN-1250	04-Jan-10A	23-May-11A	100%	\$11,988,150.00	\$11,988,150.00	\$11,988,150.00	\$11,988,150.00	1.00	1.00
	Construction Utility Contract #2 - JIMS CN-1251	12-Jan-11A	15-Oct-12A	100%	\$20,689,061.47	\$20,794,582.00	\$20,794,582.00	\$20,689,061.47	1.01	1.00
	Construction Tunnels CN-1252	08-Jun-11A	26-Oct-17	69.44%	\$235,913,500.06	\$251,668,987.23	\$249,672,040.26	\$233,589,321.81	1.07	0.99
	Construction CN-1300	03-Jun-13A	24-Sep-19	64.19%	\$879,676,400.00	\$821,623,030.50	\$552,778,664.20	\$548,013,736.00	1.01	0.67
	Unallocated Contingency	26-Oct-17	15-Jan-20	0%	\$9,005,902.83	\$0.00	\$0.00	\$0.00	0.00	0.00
	Project Management	16-Jan-20	17-Jan-22	0%	\$0.00	\$0.00	\$0.00	\$0.00	0.00	0.00

Earned Value Analysis and Definitions

SPI is a measure of schedule efficiency on a project. It is the ratio of earned value (EV) to planned value (PV). A SPI equal to or greater than one indicates more work was completed than planned and a value of less than one indicates less work was completed than planned. A value of less than 0.9 is unfavorable.

CPI is a measure of cost efficiency on a project. It is the ratio of earned value (EV) to actual cost value (AC). A CPI equal to or greater than one indicates a cost under run and a value of less than one indicates a cost overrun. A value of less than 0.9 is unfavorable.

The following earning rules are established for each of the phase:

Cost Element Group	Planned Value (Primavera)	Earned Value (Primavera)	Actual Cost (SFMTA Cost Accounting (SAP))
Prelim. Engineering	Expenditure Plan Level of Effort (LOE)	Equals to Planned Value (LOE)	Time Keeping; Vendor Accruals and Invoices
Final Design	Expenditure Plan Level of Effort (LOE)	Equals to Planned Value (LOE)	Time Keeping; Vendor Accruals and Invoices
Procurement	Planned Delivery Date	Actual Delivery Date	Time Keeping; Vendor Accruals and Invoices
Real Estate	Expenditure Plan Level of Effort (LOE)	Equals to Planned Value (LOE)	Time Keeping; Vendor/ Material Accruals and Invoices
Construction	Schedule of Work	% Complete* x Budget at Completion (BAC)	Vendor Accruals and Invoices
Sub-Total	Performance Measurement Baseline (PMB)	Total Earned Value	Total Actual Cost
Below the Line	+ Contingency		
Total	Approved Budget		

6. FUNDING SUMMARY

The Funding Available Table below shows the total awarded funds to date vs. the total committed funds from the Project's seven funding sources.

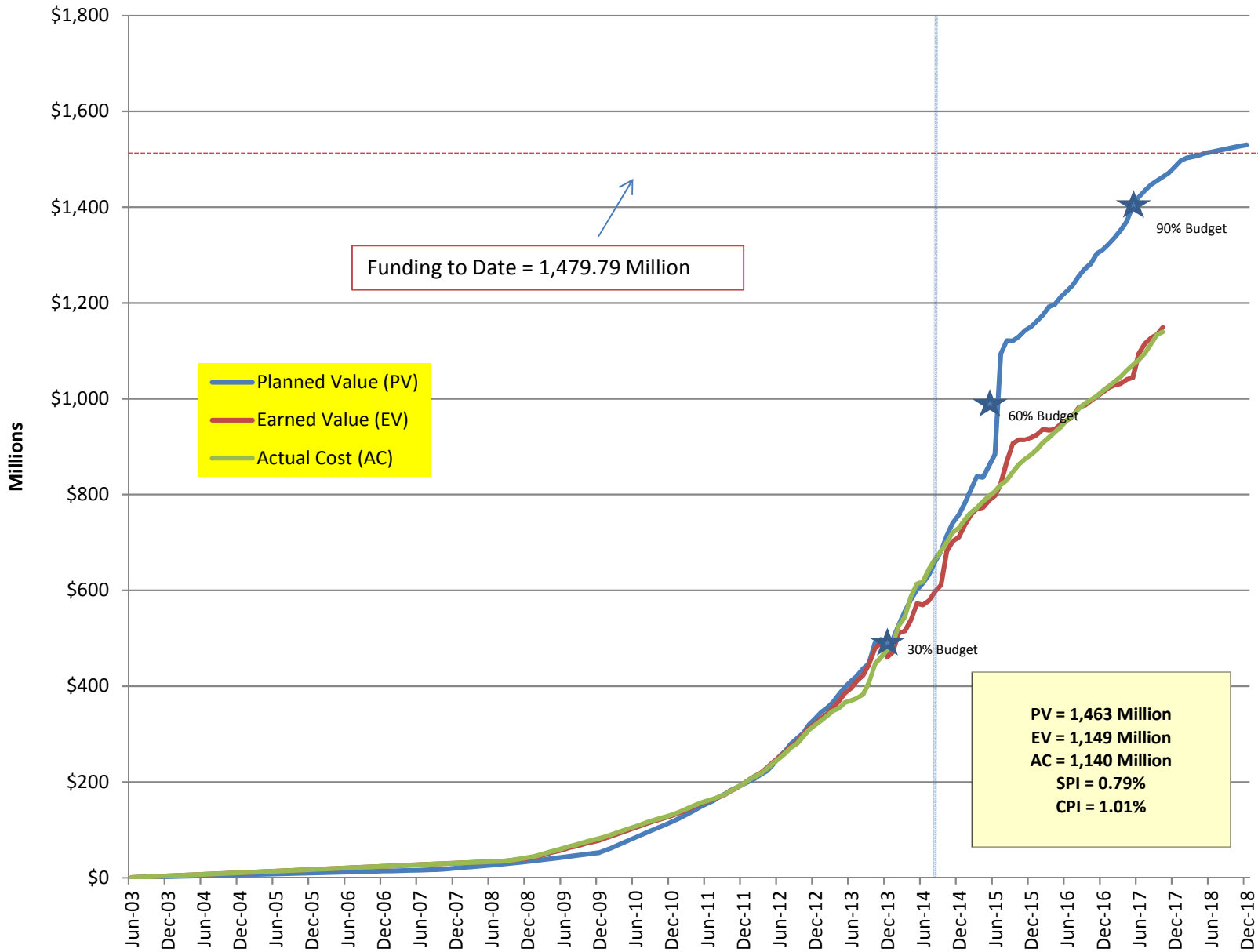
Funding Available Table		
	Funding	
	Committed Funding Sources	Total Awarded Funds to Date
Federal		
Sect. 5309-NS	\$942,200	\$919,182
CMAQ	\$41,025	\$41,025
Federal Subtotal	\$983,225	\$960,207
State		
TCRP	\$14,000	\$14,000
State RIP	\$88,000	\$12,498
Prop. 1B (I-Bond) PTIMSE	\$307,792	\$307,792
Prop. 1A (HSR-Bond)	\$61,308	\$61,308
State Subtotal	\$471,100	\$395,598
Local		
Prop. K	\$123,975	\$123,975
Local Subtotal	\$123,975	\$123,975
CPT 544 Total	\$1,578,300	\$1,479,780

7. LIST OF COST REPORTS

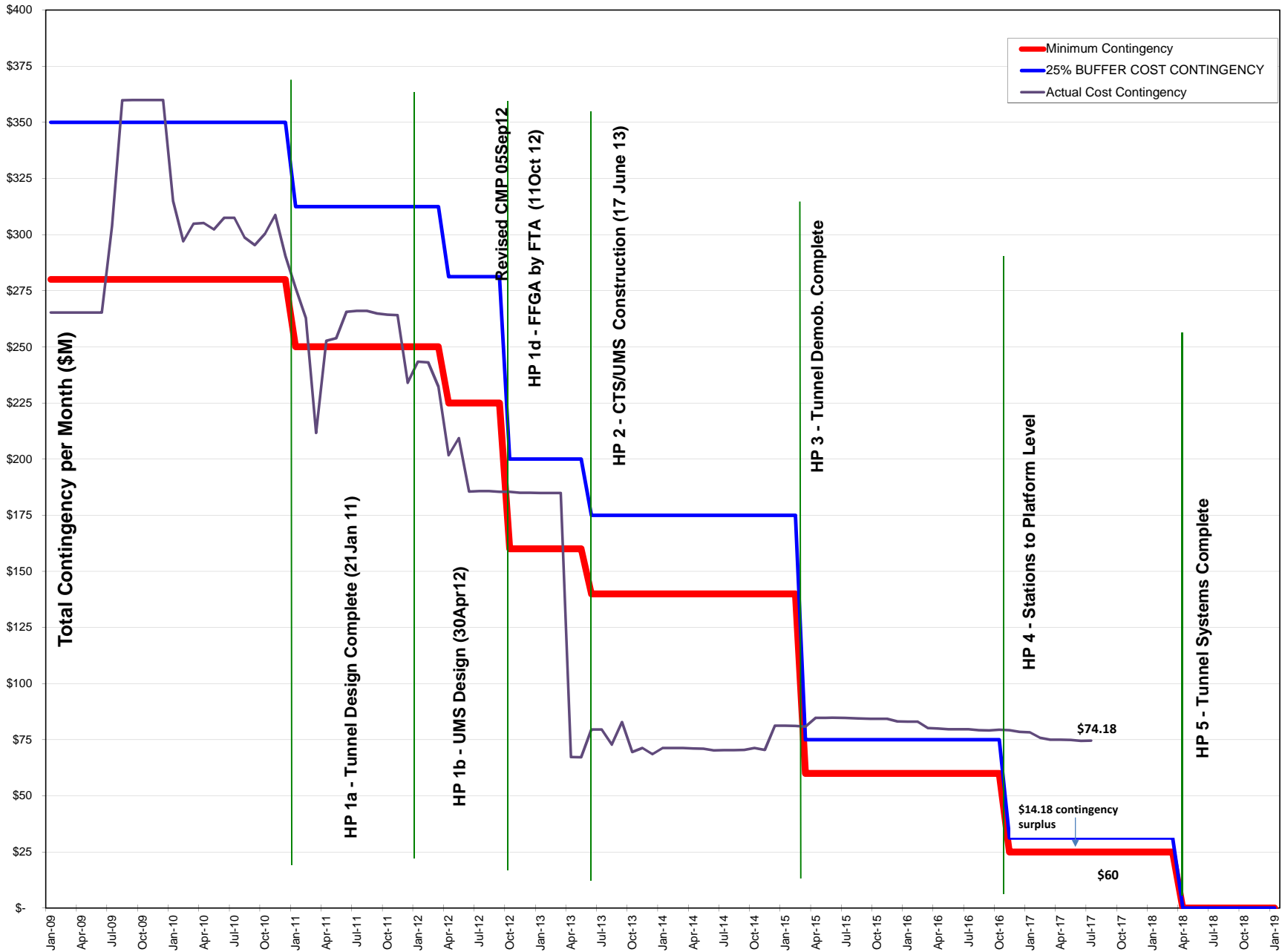
- 7.1 Program Project Budget
- 7.2 Earned Value Cash Flow
- 7.3 Contingency Drawdown Curve
- 7.4 Summary Contingency Management Trend Report
- 7.5 Detail Contingency Usage Report
- 7.6 Budget Revisions: Report sorted by Construction Packages & Soft Costs
- 7.7 Project Budget & Expenditure Report: Sorted by SCC Summary
- 7.8 Budget & Expenditure Report: Sorted by SCC Details
- 7.9 Detail Monthly Expenditure Report: grouped by Project Phase
- 7.10 Cost Report Notes

A. Central Subway Project						
Project	Name	Amount	PM	Funding Source	Reporting	Cost Report Notes
1	CPT544 Central Subway Project	\$1,578,300,000	J. Funghi	62% Fed, 30% State, 8% Local	yes	1
Total:		\$1,578,300,000				
B. Related SFMTA Capital Improvement Projects						
Project	Name	Amount	PM	Funding Source	Reporting	
2	CPT690 TBM Retrieval Shaft Relocation	\$9,700,000	Funghi/Magyar	MTA Operating Funds	no	2
3	CPT718 Chinatown Metro Plaza	\$6,980,000	J. Funghi	Transbay Redevelopment	no	3
4	CPT665 Central Subway Project - Goodwill	\$2,367,750	K. Magyar	I-Bond Interest	no	4
5	CPT705 MOH - Broadway/Sansome	\$8,000,000	K. Magyar	MTA Operating Funds	no	5
Total:		\$27,047,750				
C. Central Subway Project - Project Offset Credits						
	From	Amount	Index	Notes	Reporting	
1	2009-2016 Utility Co. - Form B Reimbursement	\$12,227,954	--	Construction contracts	yes	6
2	2017-2019 PG&E - Power Feed Reimbursement	\$7,624,540	--	Not yet bill PG&E	yes	7
3	6/26/2013 BART Elevator	\$90,000	68CPT544135B	Not yet rec'd BART Funds	yes	8
4	11/6/2013 Tutor Perini - CAD Files	\$2,500	68CPT5441236	Deposit to Design Index	yes	9
5	1/27/2014 SFPUC - Sewer Main	\$2,925,296	68W251	Certified in Contract 1300	yes	10
6	8/27/2014 SFMTA Traffic Effectiveness Project funded	\$694,651	68W324/686D42	Contract 1252 CMod #40	yes	11
7	9/27/2014 SFPUC - 24" Water Main	\$328,857	68CPT544135A	Contract 1252 CMod #41	yes	12
8	2/15/2015 Chinatown Plaza Construction Estimate	\$75,000	68CPT7181341	Contract 1300 CMod #6	yes	13
9	3/27/2015 SFPUC - 24" Water Main Additional Work	\$112,102	68W409	Contract 1252 CMod #48	yes	14
10	3/15/2016 Support for North Beach Restoration, OCS and Streetlighting	\$155,468	68T7373342D2/D3	Contract 1252 CMod #51	yes	15
11	6/27/2016 DPW - MOU for Water Line above YBM Station	\$438,218	68W592	Contract 1300 CMod #20	yes	16
Total:		\$24,674,586				

Earned Value Cash Flow Curve



Cost Contingency Drawdown



COST ELEMENT	CONTRACT COST					CONTINGENCY					BUDGET	VARIANCE	Cost Report Notes	
	ORIGINAL CONTRACT VALUE / September 2013 SUPPLEMENTAL BUDGET	APPROVED CHANGES	CURRENT CONTRACT VALUE	POTENTIAL CHANGES	ESTIMATE AT COMPLETION (EAC)	ORIGINAL CONTINGENCY / Sep 2013 SUPPLEMENTAL CONTINGENCY (Exclude CN 1250 & CN1251)	CONTINGENCY ADJUSTMENT TRANSFERS	REVISED AUTHORIZED CONTINGENCY (Exclude CN1250 & CN1251)	REMAINING CONTINGENCY AFTER APPROVED CHANGES DEDUCTED [h - b]	REMAINING CONTINGENCY AFTER POTENTIAL CHANGES DEDUCTED [i - d]	ORIGINAL CONTRACT VALUE + REVISED AUTHORIZED CONTINGENCY [a + h]	BUDGET - ESTIMATE AT COMPLETE [j - e]		
	a	b	c	d	e	f	g	h	i	j	j	k		
SCC 10-50 CONSTRUCTION CONTRACT PACKAGES														
1250	UTILITY RELOCATION PACKAGE #1 <i>Contract 1250 Department of Technology</i>	9,273,939 166,756	2,694,211	11,968,150 166,756		11,968,150 166,756	1,953,377	740,834	2,694,211		11,968,150 166,756		17	
1251	UTILITY RELOCATION PACKAGE #2 <i>Contract 1251 Department of Technology</i>	16,832,550 75,615	3,836,531	20,669,081 75,615		20,669,081 75,615	5,367,297	(1,530,766)	3,836,531		20,669,081 75,615		18	
1252	GUIDEWAY TUNNEL	233,584,015	1,494,770	235,078,785	20,000	235,098,785	23,658,464	(21,328,979)	2,329,485	834,715	814,715	235,913,500	814,715	19
1300	STATIONS <i>1253 UNION SQUARE/MARKET ST STATION [JMS]</i>	839,676,400 294,030,590	8,121,714 2,748,442	847,798,114 296,779,032	24,166,038 10,498,170	871,964,152 307,277,202	20,000,000 5,000,000	20,000,000 15,000,000	40,000,000 20,000,000	31,878,286 17,251,558	7,712,248 6,753,388	879,676,400 314,030,590	7,712,248 6,753,388	20
	<i>1254 CHINA TOWN STATION [CTS]</i>	247,567,810	2,964,460	250,532,270	7,292,199	257,824,469	5,000,000	5,000,000	10,000,000	7,035,540	(256,659)	257,567,810	(256,659)	21
	<i>1255 YERBA BUENA/ MOSCONE STATION [YBM]</i>	158,089,000	309,825	158,398,825	3,872,211	162,271,036	5,000,000	5,000,000	5,000,000	4,690,175	817,964	163,089,000	817,964	
	<i>1256 SURFACE TRACKWORK & SYSTEMS [STS]</i>	139,989,000	2,098,986	142,087,986	2,503,458	144,591,444	5,000,000	5,000,000	5,000,000	2,901,014	397,556	144,989,000	397,556	
OTHER		31,233,501		31,233,501	0	31,233,501	1,160,000	1,060,000	2,220,000	1,160,000	1,160,000	33,453,501	1,160,000	
SCC 10 - 50 Construction Sub-total		1,130,842,776	16,147,226	1,146,990,002	24,186,038	1,171,176,039	44,818,464	(1,328,979)	44,549,485	33,873,001	9,686,963	1,181,923,002	9,686,963	
SCC 60-80 SOFT COSTS PACKAGES														
60	ROW, LAND, EXISTING IMPROVEMENTS	36,511,799	(4,265,478)	32,246,321		32,246,321	1,000,000	(1,000,000)	0	0	0	32,246,321	0	22
70	VEHICLES	24,108,712	(10,799,712)	13,309,000		13,309,000	2,276,941	10,799,712	13,076,653	13,076,653	13,076,653	26,385,653	13,076,653	23
80	PROFESSIONAL SERVICES	310,518,041		310,518,041		310,518,041	18,221,079		18,221,079	18,221,079	18,221,079	328,739,120	18,221,079	
SCC 60 - 80 Construction Sub-total		371,138,552	(15,065,190)	356,073,362		356,073,362	21,498,020	9,799,712	31,297,732	31,297,732	31,297,732	387,371,094	31,297,732	
SCC 90	UNALLOCATED CONTINGENCY						3,845,945	5,159,958	9,005,903	9,005,903	9,005,903	9,005,903	9,005,903	24
TOTAL		1,501,981,328	1,082,036	1,503,063,364	24,186,038	1,527,249,402	70,162,429	13,630,691	84,853,120	74,176,636	49,990,598	1,578,299,999	49,990,598	
											Total Project Budget	1,578,300,000	25	
											Estimate At Completion	1,527,249,402	26	
											Variance	49,990,598	27	

Note #17 - Adjusted Contract 1252 Guideway Tunnel contingency "column g" to reflect construction contract modifications #20, #40, #41, #48 and #51 were funded by other funding sources.

Contract Modification/Trend Log - Contract 1252 Tunnel

Awarded NTE Amount: \$233,584,015.00
Substantial Completion: 4/15/2015

Revised NTE Amount \$235,078,784.60
Revised Substantial Completion 4/15/2015

Contract Modifications				Amount	
No.	Description	SCC Code	COR/PCC No.	CMod	Contract NTE
1	Amendment of Insurance Requirements		n/a	\$0.00	\$233,584,015.00
2	Amendment of General Liability Insurance Requirements		n/a	(\$3,040,713.00)	\$230,543,302.00
3	Relocation of PG&E Ductbank & Removal/Reinstall TODCO Scaffolding		CORs 10 & 29	\$6,633.37	\$230,549,935.37
4	Investigate 48" Pipe at UMS S. Headwall		PCC 9	\$75,000.00	\$230,624,935.37
5	LB/MOS Oil Filled Pipe Abatement and MOS Asbestos Pipe Abatement		CORs 7, 22 & 27	\$23,912.54	\$230,648,847.91
6	Arch. Support at MOS Station N. Headwall		COR 12	\$16,892.96	\$230,665,740.87
7	Revisions to MOS N. Headwall Elevation		PCC 1	\$20,358.23	\$230,686,099.10
8	UMS Reduced Duration		COR 21	\$0.00	\$230,686,099.10
9	48" Pipe Investigation and Removal at the UMS Headwalls		PCC 11	\$150,000.00	\$230,836,099.10
10	PG&E Impacts to Launch Box and Flagger		CORs 6 & 41	\$8,618.96	\$230,844,718.06
11	Bart Annex Wall		PCC 7	\$15,500.00	\$230,860,218.06
12	LB - Concrete Manhole and Slurry Pipe Removal		COR 38	\$3,820.84	\$230,864,038.90
13	Retrieval Shaft - Pipe/Duct Bank Removal		CORs 31, 47, 50, 58, 66	\$9,908.04	\$230,873,946.94
14	MOS - 16"Pipe Removal @ N/S Headwalls		CORs 39, 44	\$4,551.99	\$230,878,498.93
15	MOS - S. Headwall Asbestos Pipe Abatement		COR 26	\$27,629.64	\$230,906,128.57
16	UMS Utility Removal/Construct Wall		CORs 46, 48, 68	\$21,150.28	\$230,927,278.85
17	MOS – 16" Steel Pipe Removal at N/S Headwalls/Enlarge Tie-In Hole		CORs 73, 76, 81	\$5,056.63	\$230,932,335.48
18	SFWD Support Work		PCC 13	\$20,000.00	\$230,952,335.48
19	Additional BART Instrumentation		PCC 6	\$307,860.75	\$231,260,196.23
20	Relocation of Retrieval Shaft		PCC 10	\$5,150,000	funded by CPT690
21	Columbus Ave. Restoration		NA	\$261,057.00	\$231,521,253.23
22	LB - Jet Grout Quantity Overrun		COR 070	\$599,900.00	\$232,121,153.23
23	Old Navy - Comp. Grout DSCs		COR 079	\$259,373.00	\$232,380,526.23
24	SFWD Excavation, Support and Backfilling		PCC 13	\$13,982.00	\$232,394,508.23
25	Cross Passage 5 - VECP		COR 087	(\$2,674.00)	\$232,391,834.23
26	Various CORs		CORs 9, 24, 37, 45, 51, 61, 71, 77, 83, 99	\$73,700.00	\$232,465,534.23
27	MOS – Reroute traffic signal lines / Equipment Standby		CORs 11, 17	\$80,719.00	\$232,546,253.23
28	PCC 12 - Comp.Grout Mtls., Accel. at R. Shaft, Haz. Mtls @ R.Shaft, Obst. at CSM panel W6 (NTE Amount CMod)		FA CoS 006, 007, 008, 009	\$81,937.00	\$232,628,190.23
29	AWSS Conflict with Water Line, AWSS Restraining at Launch Box, AT&T Vault Conflict with Sewer Main		COR 1, 2, 3	\$73,045.00	\$232,701,235.23
30	MOS Headwall End-stops		COR 018	\$144,000.00	\$232,845,235.23

Connecting people. Connecting communities.

31	Launch Box - Slurry Wall Obstructions		COR 32, 34, 42, 43, 62, 65, 67	\$234,438.00	\$233,079,673.23
32	COR 8 + Markup - Associated w/ COR 001, COR 002, and COR 003		COR 1, 2, 3, 8	\$168,000.00	\$233,247,673.23
33	LB - Pre-Excavation for Slurry Walls		COR 015	\$125,000.00	\$233,372,673.23
34	Modifications to Tunnel Alignment at Market Street - Initial Design Costs		PCC 012 Part 1	\$39,930.00	\$233,412,603.23
35	Deleted AWSS Work at Union St. and Columbus Ave.		PCC 015	(\$187,181.00)	\$233,225,422.23
36	Curb Ramp Work at NE Corner of 4th and Harrison Streets (Force Account)		FA CO 011	\$5,023.00	\$233,230,445.23
37	Staging Yard Hazardous Material		COR 30, 54, 75	\$401,933.00	\$233,632,378.23
38	Modifications to AWSS Facilities at 4th and Bryant Streets		PCC 014	\$35,925.00	\$233,668,303.23
39	MOS N. Headwall Impacts, LB – Jet Grout Overrun		COR 85, 70	\$240,333.00	\$233,908,636.23
40	Culvert, Street & Sidewalk Restoration in N.Beach (includes QC testing)		PCC 20	\$694,651.00	funded by TEP
41	Install Water Main in North Beach		PCC 20	\$328,860.00	funded by SFPUC
42	UMS - Shoring Impacts due to 48" ATT Pipe at SW Headwall		COR 069	\$29,463.00	\$233,938,099.23
43	UMS Tangent Pile SRB-H DSC, UMS Jet Grout Column No. 18 DSC		COR 096, COR 102	\$60,870.00	\$233,998,969.23
44	Subcontractor Substitution		NA	\$0.00	\$233,998,969.23
45	Modifications to Tunnel Alignment - Construction Costs		PCC 12	\$883,693.00	\$234,882,662.23
46	MOS 20" Conflict with 16" AWSS @ South Headwall		COR 082	\$28,160.00	\$234,910,822.23
47	CDF Encasement on 42" RCP		COR 005	\$95,000.00	\$235,005,822.23
48	North Beach Water Main Additional Work		PCC 20	\$112,102.20	funded by SFPUC
49	Various CORS and FACOS; FACO 13-15, 17-19; COR 116, 118-121		FACO 13-15, 17-19; COR 116, 118-121	\$180,010.41	\$235,185,832.64
50	Contract Milestone Changes			\$0.00	\$235,185,832.64
51	PCC 020 - Supp 1 - North Beach Restoration, OCS and Streetlighting			\$155,468.17	funded by TEP
52	PCC 19 - Piping, Conduit and Casing at 4th Street Portal			\$11,678.00	\$235,197,510.64
53	COR 117 - Retrieval Shaft Impacts			\$30,278.08	\$235,227,788.72
54	Material Hardness at the Retrieval Shaft			\$166,182.81	\$235,393,971.53
55	PCC 020 - Supp 2 - North Beach Sewer Work			\$19,730.14	\$235,413,701.67
56	Deleted Water Utility Replacement/Water, Sewer, MRY and AWSS Design Changes		PCC 24, 28	(\$15,259.00)	\$235,398,442.67
57	YBM Concrete Overpour and Jet Grout at Headwalls		COR 072	(\$84,509.00)	\$235,313,933.67
58	Credit - Delete AWSS Material Supply			(\$201,288.32)	\$235,112,645.35
59	Credit - 1 No. AMTS Unit			(\$33,860.75)	\$235,078,784.60
Sub Total:				\$1,494,769.60	

Pending Contract Modifications		SCC Code	COR/PCC No.	Estimated	
Description				Amount	Time
I	Other Pending Contract Modifications		Cmod # TBD	\$20,000.00	
Sub Total:				\$20,000.00	

Contract Modification/Trend Log - Contract 1300 Stations

Awarded NTE Amount	\$839,676,400	\$847,798,114
Substantial Completion	2/28/2018	2/28/2018

	UMS	CTS	YBM	STS	COST REPORT NOTES
Potential Changes	10,498,170	7,292,199	3,872,211	2,503,458	28
Change Order - Pending					
CTS COR 372 DSC Potholing @ N Acces		9,846			
CTS COR 824 Multiple Setups, Standb		1,384			
CTS COR 994 FACO#01,10,11 & Alw 13		26,319			
CTS PCC 43 Removal of Bus Bulb		15,180			
CTS-Plaza Surface Level Struct Mods		(10,337)			
STS - OCS Pole Changes				8,473	
STS COR #229 Multi E Util Conf w N				7,656	
STS COR #296 Mult E Util Confl AWSS				46,892	
STS COR #89 Extra Sewer Work				15,561	
STS COR 074 AWSS Offset/Sewer Demo				93,763	
STS COR 1141 Unkn Conc Subgrade				573	
STS COR 254 DSC 4" Confl w 36" FM				22,667	
STS COR 258 WD/PVC Conflict				76,194	
STS COR 476 Conc DB Conf w/ FH				20,197	
STS COR 520 Lat Conf AWSS				3,835	
STS COR 523 AV & GV on 8" WD Main				1,236	
STS COR 558 CB in conf w AWSS				862	
STS COR 665 Ov prd Lit PI fdn in				899	
STS COR 688 Ukn Piers /conct N 12"				715	
STS COR 823 Unkn Brck Ctch Basin				1,718	
STS COR 829 Unkn Concrete Blanket				3,613	
STS COR 862 Tactile Warn Surf				50,944	
UMS COR 070 Blocked Stubs PG&E	9,828				
UMS COR 389 4" Steel line asbestos	951				
YBM COR 1005 Reburial of remains			1,870		
YBM COR 1106 Impediment at Pnl P-88			1,897		
YBM COR 1197 Unknown Slurry Encasem			7,138		
YBM COR 1213 Add'l excavation and W			24,094		
YBM COR 385 PG&E Damage to Work			20,919		
YBM COR 711 Conduit for AC Swichgea			7,004		
YBM COR 806 Stair 1 embed submittal			(9,611)		
YBM COR 86 AT&T Side Sewer Conflict			156,831		
YBM PCC 131 Add Rec Room CN316			1,036		

Contract Modification/Trend Log - Contract 1300 Stations

Awarded NTE Amount	\$839,676,400	\$847,798,114
Substantial Completion	2/28/2018	2/28/2018

	UMS	CTS	YBM	STS	COST REPORT NOTES
YBM PCC 138 Add Rec Room SU310			842		
YBM-AT&T Changes Conduit Radius			5,126		
Negotiation					
Change of date range to receive art	(10,001)				
CTS - PCC #036 (CMU Wall Bracing)		19,552			
CTS COR 1013 CTS Setlmt Mitigation		20,001			
CTS COR 1014 Invt Slb Crb or Trough		5,000			
CTS COR 1016 Locate Water Leak		4,538			
CTS COR 1031 Add Fire Hose Valves		14,896			
CTS COR 1035 FHC & Phns Dsgn Cnflct		10,001			
CTS COR 1053 Elv 1&2 Mach Rm Dim		10,001			
CTS COR 1061 S Pltfrm Unstable Grnd		150,000			
CTS COR 1070 Pltfrm Lvl Info Kiosk		10,001			
CTS COR 1084 Raceways to Mach Rms		0			
CTS COR 1086 FP Deluge Valve		0			
CTS COR 1107 Compensation Grout		0			
CTS COR 1128 Dir to Comp S Side		5,001			
CTS COR 1157 Stringer Support Embed		10,001			
CTS COR 1159 Change Escalator 1 & 2		3,144			
CTS COR 1175 Compensation Grout Set		10,001			
CTS COR 1177 NDSC Unknown Utilities		25,000			
CTS COR 1186 Unknown 1" Water Serv		5,000			
CTS COR 1232 Global to SEM Tunnelin		5,457,322			
CTS COR 1249 Add GFRC Panels		130,001			
CTS COR 1253 N. Emergency Egress		6,000			
CTS COR 1318 Elevator 4 Emer Door		5,001			
CTS COR 200 Dr & Dr Hrdwre for GFRC		7,797			
CTS COR 255 Additional Instruments		429,777			
CTS COR 299 Removal of Interim SW		18,253			
CTS COR 324 Strt to Beam Con@ G/L7		5,374			
CTS COR 408 MSX Termination		191,291			
CTS COR 437 Unanticipated Elec @ Sh		50,001			
CTS COR 445 3x5 w/ HDPE/PVC Inside		10,001			
CTS COR 526 Connection b/t Wall & D		25,001			
CTS COR 527 Connection b/t Wall/Dec		40,939			

Contract Modification/Trend Log - Contract 1300 Stations

Awarded NTE Amount	\$839,676,400	\$847,798,114
Substantial Completion	2/28/2018	2/28/2018

	UMS	CTS	YBM	STS	COST REPORT NOTES
CTS COR 529 Rock Mass at Elev 37'		25,001			
CTS COR 568 CMOD 019 Reservations		35,001			
CTS COR 582 Monitor at Agent Booth		95,958			
CTS COR 583 Elev 1-4 SFFD monitor		53,619			
CTS COR 625 Added Cane Detc Rail		1,889			
CTS COR 626 Ad HSS & Plt @ H Beam		5,130			
CTS COR 627 Add HSS Col @ Tickt Mac		3,404			
CTS COR 628 Add Beams and Embeds		8,214			
CTS COR 659 Add Grts at Sta Ag glas		1,537			
CTS COR 678 GI Cutos & Add Sp hds		23,450			
CTS COR 681 Crss Cut Cvrn SEM Excvn		60,001			
CTS COR 686 Es & Gls Enc Sif Clning		6,716			
CTS COR 695 Mod to Grondng System		10,001			
CTS COR 706 Glas Canpy Trench Drain		10,001			
CTS COR 722 Elv 1-4 OH Str Host Bms		23,823			
CTS COR 723 Strc Gls Asse Add Desig		0			
CTS COR 780 Aded Frit on Roof Panls		19,229			
CTS COR 866 ATCS/Thals Sngl Pwr Sor		10,001			
CTS COR 899 Add Soil Samp & Testing		10,001			
CTS COR 917 Spriklr Hnging Method		50,001			
CTS COR 923 Esc Equip Room Size		10,001			
CTS COR 925 Cont Metal Ring		10,001			
CTS COR 947 Shtcrt Filr Line @ slry		10,001			
CTS COR 957 Egress Shft Opening		10,001			
CTS Delete PGE Work at Vault 732		(35,036)			
CTS PCC 001 Delete DB on Stockton		(84,018)			
CTS PCC 120 Prov Cond-Lft-net System		0			
CTS PCC 169 JT Config Change		48,068			
CTS PCC 207 SEM Sequencing Changes		0			
CTS PCC 233 Reinf for Headhouse Inv		0			
CTS PCC 98 Slurry Wall Wr Proofing		0			
CTS PCC#25 Stairs 5, 6, 7 Mods		30,387			
CTS PCC258 Start PCN before Com PCS		0			
CTS-COR#201 Swr Line & Station Roof		46,046			
CTS-Delete Tree Planting		(3,967)			

Contract Modification/Trend Log - Contract 1300 Stations

Awarded NTE Amount	\$839,676,400	\$847,798,114
Substantial Completion	2/28/2018	2/28/2018

	UMS	CTS	YBM	STS	COST REPORT NOTES
CTS-FACO#39- Soil Testing cmply OAB		5,478			
CTS-PCC40 Plaza Surface Slab Pntrtn		5,525			
GEN PCC 183 Electric Power Elevator			49,186		
GEN PCC 189 Anti-Graffiti Film			103,727		
STS - Additn manholes for 78" sewer				27,500	
STS - Deletion of ARS (Revision 1)				(4,689,000)	
STS - PCC#28 Portal Dowels				(1,753)	
STS Comm and Elec Cabinets Relocati				67,221	
STS COR #88 Modify CBs and Culverts				4,395	
STS COR #91 PG&E Vault Conf 16" Wtr				70,333	
STS COR #92 PG&E Vault Conf 12 AWSS				55,931	
STS COR 067 FACO #41 GW Lead Filter				22,695	
STS COR 090 Subsurface Obstrc				20,452	
STS COR 093 12" Water Conf 12" Tee				0	
STS COR 094 Unknown DB Conf 12" Wtr				0	
STS COR 100 DSC Zayo PVC Conf w SW				4,070	
STS COR 1001 Deficient Comcast Cond				5,001	
STS COR 1009 AWSS Lat Conflict				195,768	
STS COR 101 Cleaning for non-78" SW				58,906	
STS COR 1017 Increase Neoprn Pad le				5,001	
STS COR 1019 Unkown Ductbank				2,324	
STS COR 1022 2" Traffic Sgnl Condui				1,428	
STS COR 1030 1" Water line in Confl				2,500	
STS COR 1034 E live DT/MRY Ductbank				38,540	
STS COR 1038 E Unkn 18" Steel Pipe				5,000	
STS COR 1045 78" Conc Cap Repair				19,050	
STS COR 1057 Rej of Traff Lght PI S				5,001	
STS COR 1072 Raised Prtl Walkway				10,001	
STS COR 1085 AWSS Conflt w/ 36" Swr				16,233	
STS COR 1091 Conc Footing & PVC				1,550	
STS COR 1097 21" Sewer Bulkhead				13,338	
STS COR 1099 Cnflct with 24" casing				34,788	
STS COR 1100 E Swr Cnflt w/ 18" HDP				4,800	
STS COR 1104 Unkwn Aluminum Pipe				2,353	
STS COR 1115 Unkwn Conc Impdng AWSS				3,093	

Contract Modification/Trend Log - Contract 1300 Stations

Awarded NTE Amount	\$839,676,400	\$847,798,114
Substantial Completion	2/28/2018	2/28/2018

	UMS	CTS	YBM	STS	COST REPORT NOTES
STS COR 1116 Live Ductbank in Cnft				15,000	
STS COR 1119 48" Corrg Pipe Cnflc				21,639	
STS COR 1140 Pothole 12" AWSS				4,481	
STS COR 1142 Remove Catch Basin				1,722	
STS COR 1147 Utility Conflict				10,000	
STS COR 1150 Unkwn 18" Stl Line				25,000	
STS COR 1165 DSC - Unknown void				4,008	
STS COR 1172 DSC Utilities Conflict				75,000	
STS COR 1173 Existing DB Conflict				1,156	
STS COR 1179 Exst Pipes FM				1,797	
STS COR 1180 Unkwn Conc 10" FM				5,000	
STS COR 1189 Unkwn 12" AWSS Offset				10,000	
STS COR 1194 Unkwn MH Incor MH				10,000	
STS COR 1196 Delay Pavement SFWD				10,001	
STS COR 1201 Unkwn Stl Conduits				25,000	
STS COR 1202 Acceleration 36" FM				35,749	
STS COR 1203 GSUC Delay Backfill				11,068	
STS COR 1212 Reloc Exst 10" SSFM				10,771	
STS COR 1214 Add WD POC Excav				9,445	
STS COR 1216 Traffic Signal Support				2,241	
STS COR 1217 Slurry Backfill Fiber				3,548	
STS COR 1225 Two Unkn Stl Lines				2,500	
STS COR 1233 Ext RR Ties Confl Sewe				894	
STS COR 1234 Lvl 3 DB Confl w Pavmt				25,000	
STS COR 1236 Multi Ext Utilites Pav				50,000	
STS COR 1241 Unkn PVC Conduits				50,000	
STS COR 1242 Pothole 230KV Line				9,489	
STS COR 1243 Sewer Clean AV Repair				850	
STS COR 1247 Concrete Delay				10,001	
STS COR 1251 Shal Utl Trak Slab				130,000	
STS COR 1261 Acceleration 36 FM				6,857	
STS COR 1262 12" WD Blowout				20,078	
STS COR 1266 Shallow Fiber DB				60,000	
STS COR 1271 Addl Parking Strip				2,001	
STS COR 1275 Golden State Repair				1,863	

Contract Modification/Trend Log - Contract 1300 Stations

Awarded NTE Amount	\$839,676,400	\$847,798,114
Substantial Completion	2/28/2018	2/28/2018

	UMS	CTS	YBM	STS	COST REPORT NOTES
STS COR 1276 Install Culvert 4th Br				5,001	
STS COR 1278 MRY Vault Cables				50,000	
STS COR 1279 Unkwn Codut Bran Blux				25,000	
STS COR 1280 Unkwn Conduit Trak				25,000	
STS COR 1284 Conc Obstrt AWSS				7,500	
STS COR 1285 Unkn Utl Confl TD				10,000	
STS COR 1286 Unkn DB Confl TD				25,000	
STS COR 1288 Unkn DB Confl TD				10,000	
STS COR 1290 Traf Sig Box Confl				20,000	
STS COR 1295 CI Offset Conflict				40,000	
STS COR 1296 PVC DB Sewer Conflict				10,000	
STS COR 1307 Dmg MH Confl Sewer				55,000	
STS COR 1309 Brick Sewer Conflict				10,000	
STS COR 1310 Concrete Kicker				10,000	
STS COR 1314 Unkn Stl CI Conflict				5,000	
STS COR 1315 Track Curb and Drain				20,001	
STS COR 1319 48" Sewer MH Confl				10,000	
STS COR 1323 Utl Confl AWSS FH				28,563	
STS COR 1325 Tide Flex Confl DB				2,711	
STS COR 1328 Invest Swr Lateral				3,257	
STS COR 1330 DTIS Wiring Conflict				2,500	
STS COR 1331 Brick Wall Conflict				5,000	
STS COR 1351 Tele Volt Power				0	
STS COR 1352 ATCS Train Cntrl Rm				0	
STS COR 1362 Fiber Opt Asbest Pipe				20,000	
STS COR 1367 TCP Pave Reno Wkends				5,001	
STS COR 164 DSC 8" AWSS Lat Conf 78				4,077	
STS COR 211 SW conf AWSS 4th/Freelo				4,561	
STS COR 220 DSC Relocate MRY DB&Vlt				101	
STS COR 297 TC for Track Work at 4t				150,000	
STS COR 367 DSC Conf w/ CP and FM				39,148	
STS COR 371 Conflicts w/ 12" AWSS				31,387	
STS COR 392 Util at 4th-Town SW MH				13,246	
STS COR 401 AWSS Layout 4th/King				31,866	
STS COR 402 3x5 SW Confl w/ VCP SW				10,000	

Contract Modification/Trend Log - Contract 1300 Stations

Awarded NTE Amount	\$839,676,400	\$847,798,114
Substantial Completion	2/28/2018	2/28/2018

	UMS	CTS	YBM	STS	COST REPORT NOTES
STS COR 404 Contam Soil in MRY DB				18,893	
STS COR 406 Addtl TC at 4th/King				675,000	
STS COR 416 Conc DB/wall/lines conf				81,783	
STS COR 447 Added Exc for SFWD POC				29,423	
STS COR 454 Addtl Conflicts w/ 8" W				139,923	
STS COR 455 Conflicts w/ 8" WD Line				10,000	
STS COR 456 Conflicts w/ MRY Poles				20,000	
STS COR 475 Removal of Fiber Optic				1,101	
STS COR 484 New WD & AWSS Alignment				56,042	
STS COR 488 Tunnel Track Alignment				50,001	
STS COR 500 Tunnel Monuments				0	
STS COR 522 Thickened Str. Stan				7,046	
STS COR 530 Tunnel Track Machine				20,064	
STS COR 533 Conc wall confl util				37,543	
STS COR 536 Util in Conf w 36" FM				66,287	
STS COR 559 Temporary Trolley Pole				5,890	
STS COR 567 Loct of Plinth Breaks				10,000	
STS COR 584 Debris confl w/ culvert				6,275	
STS COR 604 Duct Bank in conf. w se				12,314	
STS COR 609 Damaged MRY Conduit				23,436	
STS COR 615 Sump Pump Pit Cover				1,064	
STS COR 621 Additional WD Exc. per				26,293	
STS COR 623 Unkn Con Structure				2,966	
STS COR 632 Omit Unist & add Anr Bt				2,180	
STS COR 633 Ligting Arrrests Signal				10,001	
STS COR 641 SW delay due to conf ut				10,025	
STS COR 644 Wod Pier Cnf w AWSS				13,258	
STS COR 650 Asbestos conf w/ ATT DB				4,518	
STS COR 657 Tunnel Ca Bsn Dsn Chang				20,001	
STS COR 664 Threaded Dowels				10,001	
STS COR 666 Ukn Con Vlt/con N36"				10,118	
STS COR 675 Dct bnk & 3" Gas Line				10,000	
STS COR 677 Fir Supsion stnpip Mat				3,895	
STS COR 682 Shtdown #1 Rail Mods				9,432	
STS COR 683 Gas Ln & unkn Duct Bank				20,892	

Contract Modification/Trend Log - Contract 1300 Stations

Awarded NTE Amount	\$839,676,400	\$847,798,114
Substantial Completion	2/28/2018	2/28/2018

	UMS	CTS	YBM	STS	COST REPORT NOTES
STS COR 694 Tr Rts in con/car pipes				835	
STS COR 699 Dct Bnk in Cnf w 36"FM				25,895	
STS COR 702 Brk Cs Bsn cnct w N Cuv				5,001	
STS COR 703 Tunl Wakway Expn jnts				386	
STS COR 736 Addition Rein Handholes				6,340	
STS COR 737 Dct Bnk infc w AT&T Rem				5,001	
STS COR 751 Db in coflct 36" FM& MH				75,044	
STS COR 755 AWSS Material Delay				8,772	
STS COR 787 AT&T Dct Bnk InCw N 36"				35,000	
STS COR 788 Add Basin & Culvert				28,843	
STS COR 796 Woodn Piers Woodn Beams				10,001	
STS COR 803 SFMTA External IT Feeds				10,001	
STS COR 807 Tunnel Invret Slab				13,198	
STS COR 813 Permissive Signal				10,001	
STS COR 826 DSC Swr Cap & I Beams				15,000	
STS COR 834 Thales ATCS TC Pwr Dist				10,001	
STS COR 844 4th & King Trcwrk Shtdn				705	
STS COR 846 Util Conf w/ 78" SW Crw				11,225	
STS COR 849 brk Pen incof w 78" Swr				493	
STS COR 852 Caltrans Encrocmt Prmt				10,001	
STS COR 855 Flooded Subgrade				20,001	
STS COR 865 Sd Swr Mnhl & 15" Sw Ln				15,001	
STS COR 873 Ex L3 DcBnk Incn Pv Ren				12,096	
STS COR 874 Inter Loc of MRY Dc Bk				20,000	
STS COR 880 Ex Dbk in con Ins SC				10,001	
STS COR 890 Ex Pll Box Incon Crb Rm				3,001	
STS COR 891 Phase 2 Pavment Renvtin				10,001	
STS COR 893 Abnd Wtr Ser @St 175+21				682	
STS COR 894 Ins I Bm for 3648 Shor				1,246	
STS COR 909 PGE Gas Interruption				50,001	
STS COR 911 E SW Conf w 48" SW				9,636	
STS COR 919 Add Feather to Hg Csts				10,001	
STS COR 920 Hoist Beam Supports CP5				(1,932)	
STS COR 921 Exi Cond Clu incon/ Swr				5,647	
STS COR 924 Ovpod Con inconf Catbsn				2,540	

Contract Modification/Trend Log - Contract 1300 Stations

Awarded NTE Amount	\$839,676,400	\$847,798,114
Substantial Completion	2/28/2018	2/28/2018

	UMS	CTS	YBM	STS	COST REPORT NOTES
STS COR 926 E TS conduits conf w pa				10,000	
STS COR 927 E Gas Conf w N CB				3,000	
STS COR 929 MH Conf w SW Grout				13,946	
STS COR 930 SW Cracks Conf w Grout				5,000	
STS COR 931 Tree Removal				1,942	
STS COR 934 Revised Curb/Gutter				10,001	
STS COR 935 E FM Conf w N SW Cap				22,626	
STS COR 942 Radio Sys Prelim Design				50,001	
STS COR 954 Culvert Field Investiga				20,106	
STS COR 958 Trk Pave Change				50,001	
STS COR 962 4th/King Incomp Hrdwr				34,448	
STS COR 965 DB conf w 8" WL and Sle				72,520	
STS COR 967 Lwr Lvl Can Per SFMTA				270	
STS COR 970 16" WL Installation				62,688	
STS COR 974 Fldng frm Brkn Wtr Mn				18,610	
STS COR 976 Ex Unkwn Mnhl & Dct Bnk				29,052	
STS COR 979 (N) CB in Conf w/ (E) V				3,773	
STS COR 98 DSC MRY MH Conf w N CB				48,844	
STS COR 980 Repair Install GV				15,442	
STS COR 981 Ex 12" WM incorr				29,614	
STS COR 983 Ex Rbr in Cnflt w/ WL				2,137	
STS COR 987 Unkn Utl conflt w/ (N)				50,000	
STS COR 995 E 3" Asbs Conduit Cnflt				979	
STS COR 996 Prtl WI Cnflct w/ slab				4,106	
STS COR 997 E Unkn Cncrt Encsmnt				11,335	
STS COR 999 E 18" Steel Pipe Confli				0	
STS Existing Fuel & Transite in MRY				14,101	
STS PCC 052 Deletion of ARS Pt II				(177,246)	
STS PCC 063 Del ATT/TSIC/PGE on 4th				(36,495)	
STS PCC 084 Removal of ATT DB & Vau				142,915	
STS PCC 096 4th Street SW Slip Lini				828,956	
STS PCC 117 PDS Signs Moun Brackt				50,034	
STS PCC 121 PG&E Pnts Streetlightig				282,638	
STS PCC 151 LED Street Lamps				104,516	
STS PCC 224 Addn'l Water Line Work				5,145	

Contract Modification/Trend Log - Contract 1300 Stations

Awarded NTE Amount	\$839,676,400	\$847,798,114
Substantial Completion	2/28/2018	2/28/2018

	UMS	CTS	YBM	STS	COST REPORT NOTES
STS PCC 227 Paving for Temp Roadway				78,020	
STS PCC 232 WL at Welsh St				38,001	
STS PCC 237 Bulbouts Harrison Bryan				1,402,706	
STS Track Switch Machine Change				391,909	
STS-FACO #48 Work Related St Lght				2,051	
UMS - DCW and Hose Bibbs	29,159				
UMS - N. Entrance Art Glass and Gla	0				
UMS - PCC #29 (Concrete Wale Suppt)	41,424				
UMS COR 1010 Emerg Phn Dsgn Conflic	5,001				
UMS COR 102 Cap on 12 inch Water	8,001				
UMS COR 1023 CIP Wall Reinforcing	110,248				
UMS COR 1039 Info Kiosk Design Conf	101				
UMS COR 1052 Ellis Sewer Line	3,951				
UMS COR 1063 UPS 2 Feeder Conductor	101				
UMS COR 1064 UPS Feeder Conductors	101				
UMS COR 1074 Traffic Signal Footing	10,001				
UMS COR 1076 Unkwn Conduits & Conc	7,141				
UMS COR 110 DSC Obst. at JG Columns	2,062,420				
UMS COR 1102 New 8" WD Tie-In	61,979				
UMS COR 1112 8in WD Fire Service	7,500				
UMS COR 1139 Added Slab Dowels	101				
UMS COR 1148 BART Invoice	49,150				
UMS COR 1149 Remove 3 Wtr Lines	1,073				
UMS COR 1161 HVAC Duct Chase	101				
UMS COR 1176 Deluge Panel Conflicts	50,001				
UMS COR 1183 (8) 2" Interconn Cndui	10,001				
UMS COR 1190 Mtr Pedestal at Mrkt S	10,001				
UMS COR 12 Fire Hydrant @ OFarrell	18,932				
UMS COR 1204 Esc 8 Mec Layout SD	20,001				
UMS COR 1209 Dim Clarif ST-771	101				
UMS COR 1229 Granite Base Footing	2,001				
UMS COR 1230 SFWD Meter Location	10,711				
UMS COR 1257 Invt Coord Dwg Delays	101				
UMS COR 1270 CNCR 308 Str 3&4 Pile	15,001				
UMS COR 1277 Strong VOC Odor	50,000				

Contract Modification/Trend Log - Contract 1300 Stations

Awarded NTE Amount	\$839,676,400	\$847,798,114
Substantial Completion	2/28/2018	2/28/2018

	UMS	CTS	YBM	STS	COST REPORT NOTES
UMS COR 1299 E PG&E Vault at Ellis	50,000				
UMS COR 1301 Wtrprfing under 71 Ell	50,000				
UMS COR 1332 N Hdwl Ties @ Strut Bm	50,001				
UMS COR 1335 Scaffold @ NW Cmr Ell	3,001				
UMS COR 1344 Missing Fixture Info	11,246				
UMS COR 1353 Unknwn WD at Ellis	20,000				
UMS COR 1355 Gas Line Cnflct w/ AWS	20,001				
UMS COR 1356 Unknwn Void at Ellis	25,000				
UMS COR 336 Vault on Grid Line 9	1,312				
UMS COR 339 Grout Return at Col 378	599,421				
UMS COR 391 AT&T Duct Bank Conflict	25,001				
UMS COR 403 Waterproofing at BART	63,285				
UMS COR 493 Steel Shape Inside Pile	25,001				
UMS COR 579 Elevators 1-4 SFFD	41,648				
UMS COR 636 Bi-Fold Door Tube Steel	24,911				
UMS COR 660 Added Grommets at Booth	3,253				
UMS COR 687 Trant Pipe at St 134+00	352				
UMS COR 726 Beam 213 Stair Opening	48,524				
UMS COR 747 NDSC Unidnfied Con Pile	50,000				
UMS COR 770 Fiil Void Sp with CDF	1,943				
UMS COR 781 Uilty Trench Supp Slab	53,673				
UMS COR 790 Duct Bank Conflict	45,651				
UMS COR 817 Odor at N. Concourse	100,000				
UMS COR 845 Unidntfid Conc Obstrctn	6,841				
UMS COR 883 Ventilation System FCP	5,001				
UMS COR 885 Light Pole Foundation	15,703				
UMS COR 892 Escalator Raceways	492,065				
UMS COR 913 Machine Room Size	10,001				
UMS E Vault Conflicting Pile Line	18,713				
UMS FACO #31 NDSC Incomplete PGE DB	165,944				
UMS FACO #38 Pile H3 & H4 Piles	7,210				
UMS MRY Duct Bank-East Conflict	41,038				
UMS PCC 007 Geoprobe Credit	(15,600)				
UMS PCC 027 Escalator Barricade	(9,227)				
UMS PCC 078 Jet Grout at O'Farrell	11,611				

Contract Modification/Trend Log - Contract 1300 Stations

Awarded NTE Amount	\$839,676,400	\$847,798,114
Substantial Completion	2/28/2018	2/28/2018

	UMS	CTS	YBM	STS	COST REPORT NOTES
UMS PCC 103 PG&E S.light at Maiden	6,831				
UMS PCC 136 Transformer in Vault 31	13,494				
UMS PCC 150 S. HW Wale Connection	37,174				
UMS PCC 153 Geary Catch Basin	(5,370)				
UMS PCC 166 Revise Feeder Schedules	97,976				
UMS PCC 184 Glass Floor Support	8,089				
UMS PCC 195 Reinf. of Wall to Slab	3,947				
UMS PCC 198 Ellis Deck Vertical Joi	22,196				
UMS PCC 213 Electrical at Ellis St.	(5,994)				
UMS PCC 222 Delete PG&E Conduits	(12,359)				
UMS PCC 246 Fiber Optic Cable	8,613				
UMS PCC 48.1 Sewer Line Conflict	744,465				
UMS PCC 71 Rerouting of Slab Drains	1,236				
UMS PCC 86 Headwall Pile Conflict	8,982				
UMS PCC 93 Ellis Deck Seismic Joint	82,603				
UMS Powell St. Elevator Site Hazmat	16,028				
UMS Transfer Instru BART Facilities	45,280				
UMS-FACO #30 NDSC Inadequate CDF	157,462				
UMS-Relocation of Traffic Signal Co	32,275				
USG COR 1028 CMU Wall Concrete Slab	5,000				
USG COR 1037 Lead Based Paint	144,890				
USG COR 1071 Excvtion Wrk Stoppage	50,000				
USG COR 1109 Plaza Conc Strs Rein	10,001				
USG COR 1117 Steel Bracing	2,501				
USG COR 1129 Waterproof Surface Pre	5,001				
USG COR 1152 Fill and Metal Deck	101				
USG COR 1171 N Cncrs Wall Connec	50,001				
USG COR 1198 Wtr Prfng Soil Nail Wa	50,001				
USG COR 259 Lead Paint on Columns	87,455				
USG COR 261 8" Wall at Grid 11B	5,632				
USG COR 274 Shear Wall at Grid 10	68,945				
USG COR 293 Water on N.Concourse	1,832				
USG COR 365 Elevator Hoist Beam	19,692				
USG COR 415 Glass Roof Steel Elev.	36,759				
USG COR 652 Elev. 1 & 2 Cond. Shaft	19,895				

Contract Modification/Trend Log - Contract 1300 Stations

Awarded NTE Amount	\$839,676,400	\$847,798,114
Substantial Completion	2/28/2018	2/28/2018

	UMS	CTS	YBM	STS	COST REPORT NOTES
USG COR 779 E WI Bm Reinf Chng	6,651				
USG COR 805 Fotngs 16A As Built Dim	101				
USG COR 808 Dimensions at Escalator	1,501				
USG COR 856 Anchor Rods Modificatio	2,768				
USG COR 882 HSS Beam Termination	101				
USG COR 938 Joint Plan Rejection	37,224				
USG COR 975 N Cncrs Invert Slab Slp	5,001				
USG COR 998 Class 1 Hazardous Soil	200,000				
USG Hydrant Relocation on Geary St.	22,034				
USG PCC 072 Rmval of Exstg Column	4,116				
USG PCC 080 Door Opngs in Shr Walls	41,774				
USG PCC 102 Fire Horn-Strobe	52,773				
USG PCC 105 Adj to Row X and Row Y	31,108				
USG PCC 106 Edge of Slab for 8" Con	39,891				
USG PCC 107 Light Pole Footings	7,595				
USG PCC 108 Con Wok chges du to DSC	288,022				
USG PCC 110 Term of Built Up Colus	79,811				
USG PCC 112 Glass Walk Roof System	15,744				
USG PCC 116 Demo Column, Const Beam	84,008				
USG PCC 124 Irrigation Main	20,124				
USG PCC 127 Footing Elev Suvey Diff	13,771				
USG PCC 128 Dowls of Rbar Conn Dtls	170,189				
USG PCC 129 Escalator Work Point	360,528				
USG PCC 133 Sheet Metal HVAC Duct	47,102				
USG PCC 134 Temp South Wall Support	90,268				
USG PCC 141 Wtrproof & Drn at P	292,754				
USG PCC 142 Storage Light & Elect.	26,085				
USG PCC 143 Wall Conn, at GL 10/B	5,906				
USG PCC 144 Conc. Finishing/Repairs	235,172				
USG PCC 164 GL 14 Waterproofing	68,074				
USG PCC 165 Arch. Precast Support	90,705				
USG PCC 174 Fan Trench Strut Clar.	8,810				
USG PCC 186 Bollard on Ramps	28,124				
USG PCC 190 Plaza Level Slab Detail	10,409				
USG PCC 191 Column 14 A Changes	4,387				

Contract Modification/Trend Log - Contract 1300 Stations

Awarded NTE Amount	\$839,676,400	\$847,798,114
Substantial Completion	2/28/2018	2/28/2018

	UMS	CTS	YBM	STS	COST REPORT NOTES
USG PCC 31 HVAC Trench Mod.	235,133				
USG PCC 68 Ramp Barriers Handrail	35,931				
USG PCC 73 Acceleration of Work	102,203				
USG PCC 87 Tiebacks, L2, GL 14-15	219,335				
YBM COR 1000 Added Raceway Instal			10,000		
YBM COR 1062 Elevator #3 Pit Change			69,154		
YBM COR 1105 Unk UST in sidewalk			54,396		
YBM COR 1146 Traction Power Neg.			48,935		
YBM COR 1151 Steel Pipe & Steel Bea			85,000		
YBM COR 1155 Live AT&T Cable			20,000		
YBM COR 1195 Stair #4 Sheet Pile In			10,000		
YBM COR 1205 DSC Ductbank & 12" WD			50,000		
YBM COR 1223 Removable guardrail			20,000		
YBM COR 1235 Painted sht metal encl			109,764		
YBM COR 1238 No Weld Bead @ 30" FM			8,000		
YBM COR 1240 Agent booth constructi			101		
YBM COR 1244 Conc. encase. conflict			2,500		
YBM COR 1252 Build 20"x4" Blow Off			4,083		
YBM COR 1265 Modular Wall Specs			91,651		
YBM COR 1281 T-7 Protection			6,000		
YBM COR 1283 Chase for Refrigerant			20,001		
YBM COR 1289 North Guide Way			60,001		
YBM COR 1291 DSC MRY Ductbank			50,000		
YBM COR 1293 Steel Line Conflict w/			2,500		
YBM COR 1294 Concrete Overpour P-1			98,767		
YBM COR 1298 NOD Submittal 05 50 00			101		
YBM COR 1300 Early Use & Beneficial			101		
YBM COR 1305 Panel P-58 Obstruction			19,993		
YBM COR 1306 Hold Point Koden Check			36,957		
YBM COR 1322 Replace Missing SL Con			15,000		
YBM COR 1326 Loss of Bentonite Slur			50,106		
YBM COR 1327 DSC Unexpected Communi			36,341		
YBM COR 1329 Electrical Feeders to			7,501		
YBM COR 1334 Added Reinforcing Type			5,001		
YBM COR 1337 Added Shear Key at Hea			7,501		

Contract Modification/Trend Log - Contract 1300 Stations

Awarded NTE Amount	\$839,676,400	\$847,798,114
Substantial Completion	2/28/2018	2/28/2018

	UMS	CTS	YBM	STS	COST REPORT NOTES
YBM COR 1342 Headhouse Column reinf			34,557		
YBM COR 1343 Changes to Panel Board			2,382		
YBM COR 1346 Spec for Edge of Platf			40,001		
YBM COR 1347 Change Platform Light			53,463		
YBM COR 1348 Added Rebar Dowels int			7,305		
YBM COR 1349 DSC Confl w/(E) TS Box			5,000		
YBM COR 248 Transite pipe Folsom			3,411		
YBM COR 390 Chip Mezzanine Headwall			64,107		
YBM COR 485 Chip Concourse Headwall			39,436		
YBM COR 564 Concrete Encased PG&E			140,346		
YBM COR 705 Del bems & Embds/Ven sh			(17,893)		
YBM COR 825 Tunnel Seg Steel Fibers			30,680		
YBM COR 838 Abrasive Stair Nosing			47,942		
YBM COR 841 Design Chng Stair 1 run			9,397		
YBM COR 848 Chip Invert Headwall			10,663		
YBM COR 939 Broken Water Dept. Line			66,574		
YBM COR 949 Escalator Raceways			2,500		
YBM COR 953 Added Condensate Drain			63,070		
YBM COR 955 Form saver-Coupler Mods			305,906		
YBM COR 960 N & S Head WI Rbr Chng			64,027		
YBM COR 972 Ex Ut Inc W Ctch Basin			3,237		
YBM COR 982 Fir Alarm Submtl Rej			5,000		
YBM PCC 022 Addtl Signage on Clem			12,071		
YBM PCC 061 Escalator Pit Provision			46,809		
YBM PCC 132 Raise Pit Floor Elev 4			88,910		
YBM PCC 159 PG&E Ductbank Changes			(10,001)		
YBM PCC 162 Deluge Valve Door			55,837		
YBM PCC 168 Swing Gates Attachment			178,172		
YBM PCC 171R1 Additional PTZ CCTV			14,093		
YBM PCC 182 Primers & Vents for FDs			21,843		
YBM PCC 202 YBM Mezz Light Fixtures			74,858		
YBM PCC 208 Added Conduits Invert			10,704		
YBM PCC 209 Tract Power GRS Downsiz			(15,824)		
YBM PCC 21 Delete Instrument & Monit			(50,195)		
YBM PCC 214 FHC and AR Phones			32,360		

Contract Modification/Trend Log - Contract 1300 Stations

Awarded NTE Amount	\$839,676,400	\$847,798,114
Substantial Completion	2/28/2018	2/28/2018

	UMS	CTS	YBM	STS	COST REPORT NOTES
YBM PCC 260 Folsom St. AWSS Valve			54,318		
YBM PCC 41 Install #7 Box Clementin			(12,171)		
YBM PCC 69 SW Bulb-out at Stair#1			101,733		
YBM PCC 76R AWSS, SSFM, WM Design			207,216		
YBM PCC 79 Install 12in WM to Howar			243,022		
YBM PCC 82 Delete Scope Due to Hote			(39,025)		
YBM PCC 85R Ticketing Hall Changes			57,586		
YBM PCC 97 Change Concourse Opening			33,963		
YBM PCC 99 Art Glass Changes			34,040		
Proposed Contract Change (PCC)					
CTS PCC 067 Wall Shift North Access		(1,097)			
CTS PCC 083 Switchgear Breakers		30,001			
CTS PCC 104 Water Leak NE HH		20,001			
CTS PCC 119 Pltform Lvl Wall Art In		(10,001)			
CTS PCC 135 Esc 5/6 Addl Supp Locs		10,001			
CTS PCC 167 Drn for Gls Canopy on E		5,001			
CTS PCC 177 Add Esc 5 & 6 Supp		1,001			
CTS PCC 178 Add Beams and Embeds		1			
CTS PCC 179 Added Gromets		1			
CTS PCC 180 Extra WD Work for 12" L		1			
CTS PCC 204 Shrnk Ft Prnt Emer Shft		1,001			
CTS PCC 231 Continuous Metal Ring		8,000			
CTS PCC 259 Added Grommets		1,537			
GEN PCC 33R End Platform Gate Revisi			57,403		
STS PCC 095 Frame/Grate Change				(50,001)	
STS PCC 114 Rev1 Stdpipe & Cond				30,001	
STS PCC 160 ATCS Change Reverse Run				400,001	
STS PCC 161 Delete Plat ESPBs				0	
STS PCC 206 Replace CCTV equipment				(1,600,000)	
STS PCC 223 4th and King Advnc Wrk				2,000	
STS PCC 226 Axle Counter Boxes				41,602	
STS PCC 236 Pavement Survey				2,000	
STS PCC 239 Excavate Duct Bank				15,000	
STS PCC 240 Conduit SFDT Reroute				4,000	
STS PCC 244 PDS Signs				(5,001)	

Contract Modification/Trend Log - Contract 1300 Stations

Awarded NTE Amount	\$839,676,400	\$847,798,114
Substantial Completion	2/28/2018	2/28/2018

	UMS	CTS	YBM	STS	COST REPORT NOTES
STS PCC 248 Restab Trac Pwr Ductban				20,000	
STS PCC 249 Add Water Line on 4th				25,000	
STS PCC 250 Add 2" TP Riser Conduits				20,000	
STS PCC 255 Sidewalk Restoration				33,000	
STS PCC 264 Track Drainage Mod				(15,000)	
STS PCC 265 Phone Encl Blue Light				20,000	
STS PCC 266 Track Curb Type Mod				(1,001)	
UMS Locate PG&E Conduits	20,001				
UMS MRY Duct Bank-West	54,981				
UMS PCC 118 Elevator Hoist Beams	30,001				
UMS PCC 122 Drain Piping Details	332,252				
UMS PCC 181 Plaza ADA Enhancements	7,500				
UMS PCC 193 Lightbox & Glazed Door	21,000				
UMS PCC 201 Door Alarm Points	10,000				
UMS PCC 212 Trouble Lights	(10,000)				
UMS PCC 215 Rmv Conduits in Casing	15,000				
UMS PCC 216 Waterproofing Drainage	50,000				
UMS PCC 217 POC for Drain Line	5,001				
UMS PCC 219 Add Data & Power Outlet	77,000				
UMS PCC 221 Slab Interaction	8,000				
UMS PCC 225 Add Two S.S. Enclosures	5,000				
UMS PCC 228 Added 2"x4" conduits	5,000				
UMS PCC 230 Ellis AT&T Work	15,000				
UMS PCC 247 Changes to RP-304	2,000				
UMS PCC 253 Pltfrm Lvl Hdwl Wale Re	35,000				
UMS PCC 257 Mezz Lvl Hdwl Wale Rein	35,000				
UMS PCC 261 Pltfrm Lvl Intrnl Drain	4,000				
UMS PCC 271 Metal Deck Support	30,000				
UMS PCC 272 PG&E Vaults on Ellis St	2,000				
UMS PCC 273 N Entrce Cncrs Lvl HVAC	30,000				
UMS PCC 275 Drainage at Stairs 3&4	2,000				
UMS PCC 94 Clean out MRY Ductbank	18,060				
USG PCC 101 Elev. Machine Rooms	10,000				
USG PCC 109 Rein Dtls for Struc Con	10,001				
USG PCC 111 Conc Cemo & Rev Con Dtl	10,001				

Contract Modification/Trend Log - Contract 1300 Stations

Awarded NTE Amount	\$839,676,400	\$847,798,114
Substantial Completion	2/28/2018	2/28/2018

	UMS	CTS	YBM	STS	COST REPORT NOTES
USG PCC 113 Elv/Esc Pit Floor Slope	10,001				
USG PCC 123 South Wall Ground Beams	4,001				
USG PCC 125 Foot,SOG & Str St Chang	50,001				
USG PCC 147 Geary Streetlight	10,000				
USG PCC 154 Trench Drain at 17 Line	1,000				
USG PCC 155 16-D Footing Demolition	18,000				
USG PCC 156 CMU Footings	25,000				
USG PCC 157 Plaza Level Vent Shaft	3,000				
USG PCC 158 Elev. Pit CDF Backfill	1,500				
USG PCC 175 Drainage Under Slab	0				
USG PCC 185 Wall at Line 10 and Hyd	15,000				
USG PCC 197 Precast Planter Pots	8,650				
USG PCC 199R-1 Delete Bm and Plntrs	5,000				
USG PCC 89 E. Light Pole Foundation	2,501				
YBM PCC 126R2 Changes to Kiosks			20,000		
YBM PCC 140 Stair 3, Escalators 1&2			20,000		
YBM PCC 145 Stair 7/Escalators 3, 4			20,000		
YBM PCC 148 Elev.3, 4 Hoist Beam MP			40,000		
YBM PCC 152R1 Elevator 1 & 2 changes			100,000		
YBM PCC 187R2 Escal. 1-4 HVAC change			20,000		
YBM PCC 210 Elev 1&2 MRL to Hydraul			(5,000)		
YBM PCC 235R1 Granite Art Panel			25,000		
YBM PCC 252 Protect In-Slab Pipes			10,000		
YBM PCC 268 Rstroom Fclty Wall Revs			0		
YBM PCC 37 SFAC Node Sculpture			50,797		
YBM PCC 56 OCS Pole Foundations			551		
YBM PCC 59 Pavers Basis of Design			7,516		
YBM PCC 91 Concourse Beam Revision			15,000		
Approved	2,748,442	2,964,460	309,825	2,098,986	
Contract Modification					
CMod # 14 YBM COR 036, 078			58,526		
CMod #017 CTS CORs 001 053 & 069		54,322			
CMod #018 CTS PCC 012		60,248			
CMod #021 STS CORs 48/52/114/233/252				18,221	
CMod #025 - Various CORs			59,113		

Contract Modification/Trend Log - Contract 1300 Stations

Awarded NTE Amount	\$839,676,400	\$847,798,114
Substantial Completion	2/28/2018	2/28/2018

	UMS	CTS	YBM	STS	COST REPORT NOTES
CMod #026 YBM COR 072			84,509		
CMod #027 UMS PCC 092	0				
CMod #028 CTS PCC 017.1		97,743			
CMod #029 STS PCC 009.1				(143,668)	
CMod #033 CTS Various CORs		56,422			
CMod #034 CTS Various CORs		19,334			
CMod #035 STS PCC 077				11,147	
CMod #037 CTS Various CORs		8,886			
CMod #038 STS Various CORs				52,553	
CMod #039 UMS Various CORs	23,271				
CMod #040 YBM Analytical Soil Test			3,655		
CMod #049 STS DSC CORs				136,728	
CMod #050 STS DSC CORs				67,036	
CMod #053 STS DSC CORs				17,035	
CMod #1 BART Elevator Option 1 @ Pow	90,000				
CMod #10 YBM PCC 042			64,287		
CMod #11 UMS PCC 002	12,997				
CMod #12 STS Traffic Control				1,032,302	
CMod #13 CTS COR 006		57,707			
CMod #15 YBM COR 196			3,178		
CMod #16 UMS COR 184	8,261				
CMod #19 CTS COR 007, 026		2,274,225			
CMod #20 YBM PCC 047 and 45			364,562		
CMod #22 UMS PCC 045, 046	16,198				
CMod #23 UMS PCC 058	63,838				
CMod #3 CTS Work Safely Ard Power Po		25,956			
CMod #30 YBM Various CORs			334,165		
CMod #31 UMS COR 595	53,701				
CMod #32 YBM Various PCCs			92,934		
CMod #36 YBM Conflict with Waterline			14,484		
CMod #4 CTS-Force Account Change Or		130,000			
CMod #41 YBM Class 2 Conta. Material			40,250		
CMod #42 UMS Addl. Service Conduits	36,873				
CMod #43 UMS D85 Structural Pile	65,188				
CMod #44 UMS Grade 50 Steel	572,884				

Contract Modification/Trend Log - Contract 1300 Stations

Awarded NTE Amount	\$839,676,400	\$847,798,114
Substantial Completion	2/28/2018	2/28/2018

	UMS	CTS	YBM	STS	COST REPORT NOTES
CMod #46 YBM/CTS/UMS S.walk Hatches			35,489		
CMod #47 UMS Roof Deck Schedule	76,124				
CMod #48 UMS Undgrnd. Storage Tanks	97,817				
CMod #5 YBM Deletion of Comp Groutin			(1,833,869)		
CMod #51 YBM Various CORs and PCCs			24,875		
CMod #52 YBM Undgrnd. Storage Tanks			167,393		
CMod #54 UMS USG Underpinning	732,157				
CMod #55 YBM Archeological Discovery			102,734		
CMod #56 YBM Contaminated Material			106,923		
CMod #57 STS Crossover Materials				21,245	
CMod #58 STS DSC CORs				90,081	
CMod #59 CTS DSC CORs		66,592			
CMod #6 CTS Plaza Constr Supt Servi		75,000			
CMod #60 UMS USG Two Fuel Tanks	61,312				
CMod #61 YBM Various CORs			207,181		
CMod #62 UMS Wales and Waterproofing	277,714				
CMod #63 CTS DSC CORs		38,025			
CMod #64 STS DSC CORs and SFWD				52,570	
CMod #65 UMS Various CORs and PCCs	10,320				
CMod #66 STS Sewer Notching				66,949	
CMod #67 UMS Solar/Low-e Coating	23,290				
CMod #68 STS Various CORs				59,555	
CMod #69 UMS Various CORs	49,682				
CMod #70 YBM Various CORs			178,079		
CMod #71 UMS Haz and Asbestos Abate	81,907				
CMod #72 YBM COR 249. 566			74,694		
CMod #74 UMS PCC 39 12" Wtrln Reloc	336,236				
CMod #75 UMS COR 060 New 8" Wtr Line	58,672				
CMod #9 YBM COR 10,15,16,18,20,25			126,663		
CMod 073 - PCC 066 PB				96,516	
CMOD 24 STS PCC 23				108,053	
CMod#7 STS FACOs 016, 017 &COR 009				80,170	
CMod#8 STS PCC 006 ATT MH, PB&Trench				225,208	
STS CMod 045 PCC 008 Tunnel Lowering				107,285	
Grand Total	13,246,612	10,256,659	4,182,036	4,602,444	

7.6 BUDGET REVISIONS: REPORT SORTED BY CONSTRUCTION PACKAGES & SOFT COSTS

Report Period: October 2017

		September 2017			October 2017				
Group by Contract & SCC	CATEGORY ITEM	September 2017 Base	September 2017 Allocated Contingency	September 2017 Base + Allocated Contingency (YOE)	October 2017 Base	October 2017 Allocated Contingency	October 2017 Base + Allocated Contingency (YOE)	BUDGET TRANSFERS [September 2017] vs. [October 2017]	Cost Report Notes
10-50	CONSTRUCTION CONTRACT PACKAGES	1,147,655,094	34,267,909	1,181,923,003	1,148,050,002	33,873,001	1,181,923,003	0	
1250	UTILITY RELOCATION PACKAGE #1	12,134,906		12,134,906	12,134,906		12,134,906	0	
	Contract 1250 Form B Credit	(2,275,419)		(2,275,419)	(2,275,419)		(2,275,419)	0	
1251	UTILITY RELOCATION PACKAGE #2	20,744,696		20,744,696	20,744,696		20,744,696	0	
	Contract 1251 Form B Credit	(7,618,412)		(7,618,412)	(7,618,412)		(7,618,412)	0	
1252	GUIDEWAY TUNNEL	235,078,785	834,715	235,913,500	235,078,785	834,715	235,913,500	0	29
	Contract 1252 Form B Credit	(254,050)		(254,050)	(254,050)		(254,050)	0	
1300	CN1300 STATIONS TOTAL	847,403,206	32,273,194	879,676,400	847,798,114	31,878,286	879,676,400	0	30
1253: UMS	UNION SQUARE/MARKET STREET STATION [UMS]	296,384,124	17,646,466	314,030,590	296,779,032	17,251,558	314,030,590	0	
	UMS 1253 Form B Credit	(528,370)		(528,370)	(528,370)		(528,370)	0	
1254: CTS	CHINA TOWN STATION [CTS]	250,532,270	7,035,540	257,567,810	250,532,270	7,035,540	257,567,810	0	
	CTS 1254 Form B Credit	(451,703)		(451,703)	(451,703)		(451,703)	0	
1255: YBM	YERBA BUENA/ MOSCONE STATION [YBM]	158,398,825	4,690,176	163,089,001	158,398,825	4,690,176	163,089,001	0	
	YBM 1255 Form B Credit	(100,000)		(100,000)	(100,000)		(100,000)	0	
1256: STS	SURFACE TRACKWORK & SYSTEMS [STS]	142,087,986	2,901,013	144,988,999	142,087,986	2,901,013	144,988,999	0	
	STS 1256 SFPUC SEWER MAIN CREDIT	(2,925,296)		(2,925,296)	(2,925,296)		(2,925,296)	0	
	STS 1256 Form B Credit	(1,000,000)		(1,000,000)	(1,000,000)		(1,000,000)	0	
OTHER	OTHER CONSTRUCTION TOTAL	47,446,751	1,160,000	48,606,751	47,446,751	1,160,000	48,606,751	0	
40.06	PUBLIC ART PROGRAM	8,175,555	1,160,000	9,335,555	8,175,555	1,160,000	9,335,555	0	
40.08	CN1300 JOB READINESS PROGRAM - OUTREACH	1,060,000		1,060,000	1,060,000		1,060,000	0	30
40.02	MISC. CONSTR CONTRCT WK (TRACTION POWER FOR 1251)	258,202		258,202	258,202		258,202	0	
40.01	CONTRACT 1300 SOIL PROCESS	500,000		500,000	500,000		500,000	0	31
50.01	TEMPORARY LICENSE AGREEMENT (ATCS CENTRAL CONTROL)	487,972		487,972	487,972		487,972	0	
50.06	MTA FARE COLLECTION EQUIPMENT	5,400,000		5,400,000	5,400,000		5,400,000	0	
50.06	BART FARE COLLECTION EQUIPMENT	700,000		700,000	700,000		700,000	0	

7.6 BUDGET REVISIONS: REPORT SORTED BY CONSTRUCTION PACKAGES & SOFT COSTS

Report Period: October 2017

		September 2017			October 2017				
Group by Contract & SCC	CATEGORY ITEM	September 2017 Base	September 2017 Allocated Contingency	September 2017 Base + Allocated Contingency (YOE)	October 2017 Base	October 2017 Allocated Contingency	October 2017 Base + Allocated Contingency (YOE)	BUDGET TRANSFERS [September 2017] vs. [October 2017]	Cost Report Notes
40.02	JOB ORDER CONTRACTS (JOCS) - CONSTRUCTION	117,255		117,255	117,255		117,255	0	
40.08	AON RISK INSURANCE	18,088,750		18,088,750	18,088,750		18,088,750	0	
40.02	PUBLIC AGENCIES UTILITY COORDINATION	3,713,215		3,713,215	3,713,215		3,713,215	0	
40.02	DEPARTMENT OF PARKING AND TRAFFIC (DPT)	1,200,000		1,200,000	1,200,000		1,200,000	0	
50.03	UNION SQUARE/ MARKET STREET STATION POWER FEED	2,959,826		2,959,826	2,959,826		2,959,826	0	
50.03	UNION SQUARE/ MARKET STREET STATIONS PERMANENT POWER	(2,350,000)		(2,350,000)	(2,350,000)		(2,350,000)	0	
50.03	CHINATOWN STATION POWER FEED	2,959,826		2,959,826	2,959,826		2,959,826	0	
50.03	CHINATOWN STATION PERMANENT POWER	(2,350,000)		(2,350,000)	(2,350,000)		(2,350,000)	0	
50.03	YERBA BUENA/ MOSCONE STATION [YBM] POWER FEED	3,125,222		3,125,222	3,125,222		3,125,222	0	
50.03	YERBA BUENA/ MOSCONE STATION [YBM] PERMANENT POWER	(2,368,540)		(2,368,540)	(2,368,540)		(2,368,540)	0	
50.03	SURFACE STATION POWER FEED	11,839		11,839	11,839		11,839	0	
50.04	COMMUNICATION CONNECTION COSTS	5,757,629		5,757,629	5,757,629		5,757,629	0	
60	ROW, LAND, EXISTING IMPROVEMENTS	32,246,321	0	32,246,321	32,246,321	0	32,246,321	0	
60.01	PURCHASE OR LEASE OF REAL ESTATE	30,065,810	0	30,065,810	30,065,810	0	30,065,810	0	32
60.02	RELOCATION OF EXISTING HOUSEHOLDS	2,180,511		2,180,511	2,180,511		2,180,511	0	
70	VEHICLES	13,309,000	13,076,653	26,385,653	13,309,000	13,076,653	26,385,653	0	
70.01	LIGHT RAIL	13,309,000	13,076,653	26,385,653	13,309,000	13,076,653	26,385,653	0	33
70.07	SPARE PARTS								
80	PROFESSIONAL SERVICES	310,518,041	18,221,079	328,739,120	310,518,041	18,221,079	328,739,120	0	
80.01	PRELIMINARY ENGINEERING	46,202,674		46,202,674	46,202,674		46,202,674	0	
80.02	FINAL DESIGN	61,318,331		61,318,331	61,318,331		61,318,331	0	
80.03	PROJECT MANAGEMENT FOR DESIGN & CONSTRUCTION	89,012,545	13,905,845	102,918,390	89,012,545	13,905,845	102,918,390	0	

7.6 BUDGET REVISIONS: REPORT SORTED BY CONSTRUCTION PACKAGES & SOFT COSTS

Report Period: October 2017

		September 2017			October 2017				
Group by Contract & SCC	CATEGORY ITEM	September 2017 Base	September 2017 Allocated Contingency	September 2017 Base + Allocated Contingency (YOE)	October 2017 Base	October 2017 Allocated Contingency	October 2017 Base + Allocated Contingency (YOE)	BUDGET TRANSFERS [September 2017] vs. [October 2017]	Cost Report Notes
80.04	CONSTRUCTION ADMINISTRATION & MANAGEMENT	91,096,881	2,956,812	94,053,693	91,096,881	2,956,812	94,053,693	0	
80.05	INSURANCES	6,800,000		6,800,000	6,800,000		6,800,000	0	
80.06	LEGAL: PERMITS. REVIEW FEES BY OTHER AGENCIES	8,212,604		8,212,604	8,212,604		8,212,604	0	
80.07	SURVEYS, TESTING, INVESTIGATION. INSPECTION	933,100		933,100	933,100		933,100	0	
80.08	START-UP	6,941,907	1,358,422	8,300,329	6,941,907	1,358,422	8,300,329	0	
	ALL SCC CATEGORIES 10 TO 80	1,503,728,456	65,565,641	1,569,294,097	1,504,123,364	65,170,733	1,569,294,097	0	34
90	UNALLOCATED CONTINGENCIES			9,005,906			9,005,906		35
	TOTAL PROJECT COST 10 TO 100			1,578,300,003			1,578,300,003		
	TOTAL CONTINGENCY			74,571,547			74,176,639		
	CONTINGENCY MINIMUM			60,000,000			60,000,000		
	BELOW OR ABOVE MINIMUM			14,571,547			14,176,639		

COST STATUS BY CATEGORY	SCC CODES	Supplemental 2013 Budget/Original Budget	BUDGET September 2017	BUDGET TRANSFERS	BUDGET October 2017	October 2017 CTD	Remaining Budget (Column D - Column E)	October 2017 EAC	October 2017 Contingency	Cost Report Notes
		A	B	C	D	E	F	G	H	
GUIDEWAY & TRACK ELEMENTS	SCC 010	282,227,872	285,227,879	0	285,227,879	250,281,345	34,946,534	285,070,038	834,715	36
STATIONS, STOPS, TERMINALS, INTERMODAL	SCC 020	573,099,645	587,057,267	(394,908)	586,662,359	361,753,097	224,909,262	565,353,159	31,878,286	36
SITWORK & SPECIAL CONDITIONS	SCC 040	235,514,097	214,296,030	394,908	214,690,938	202,621,939	12,069,000	225,176,760	1,160,000	36
SYSTEMS	SCC 050	90,774,397	95,341,827	0	95,341,827	29,831,990	65,509,836	95,576,083		36
ROW, LAND, EXISTING IMPROVEMENTS	SCC 060	37,511,799	32,246,321	0	32,246,321	30,732,020	1,514,301	32,246,321		
VEHICLES	SCC 070	26,385,653	26,385,653	0	26,385,653	10,598,347	15,787,306	13,309,000	13,076,653	
PRELIM ENGINEERING	SCC 080.01	46,202,673	46,202,674	0	46,202,674	46,202,675	(1)	46,202,674		
FINAL DESIGN	SCC 080.02	61,137,604	61,318,331	0	61,318,331	61,199,308	119,023	61,318,331		
PM FOR DESIGN & CONSTRUCTION	SCC 080.03 - 080.04	197,146,664	196,972,082	0	196,972,082	134,616,194	62,355,889	180,109,425	16,862,657	
OTHER PROF SRVCS	SCC 080.05 - 080.08	24,416,118	24,246,033	0	24,246,033	11,688,777	12,557,256	22,887,611	1,358,422	
UNALLOC CONTINGENCY	SCC 090	3,883,480	9,005,903	0	9,005,903		9,005,903		9,005,906	
Grand Total		1,578,300,000	1,578,300,001	0	1,578,300,001	1,139,525,690	438,774,311	1,527,249,402	74,176,639	

SCC DESCRIPTION	October 2017 BUDGET	October 2017 CTD
010 - GUIDEWAY & TRACK ELEMENTS	285,227,879	250,281,345
020 - STATIONS, STOPS, TERMINALS, INTERMODAL	586,662,359	361,753,097
040 - SITEWORK & SPECIAL CONDITIONS	214,690,938	202,621,939
050 - SYSTEMS	95,341,827	29,831,990
060 - ROW, LAND, EXISTING IMPROVEMENTS	32,246,321	30,732,020
070 - VEHICLES (number)	26,385,653	10,598,347
080 - PROFESSIONAL SERVICES (applies to Cats. 10-50)	328,739,120	253,706,953
090 - UNALLOCATED CONTINGENCY	9,005,903	
Grand Total	1,578,300,001	1,139,525,690

SCC DESCRIPTION	October 2017 BUDGET	October 2017 CTD
010.02-Guideway: At grade semi-exclusive (allows cross-traffic)	2,860,000	1,020,000
010.06-Guideway: Underground cut & cover	69,816,407	63,199,677
010.07-Guideway: Underground tunnel	201,340,746	177,995,153
010.09-Track: Direct fixation	6,761,089	5,447,916
010.12-Track: Special (switches, turnouts)	4,449,637	2,618,600
020.01-At-grade station, stop, shelter, mall, terminal, platform	7,602,857	1,608,488
020.02-Aerial station, stop, shelter, mall, terminal, platform	2,901,013	0
020.03-Underground station, stop, shelter, mall, terminal, platform	554,456,652	355,628,278
020.07-Elevators, escalators	21,701,837	4,516,331
040.01-Demolition, Clearing, Earthwork	12,355,615	12,078,515
040.02-Site Utilities, Utility Relocation	60,820,234	66,422,072
040.03-Haz. mat'l, contam'd soil removal/mitigation, ground water treatments	7,534,128	5,469,151
040.04-Environmental mitigation, e.g. wetlands, historic/archeologic, parks	1,122,899	687,590
040.05-Site structures including retaining walls, sound walls	2,706,431	2,706,431
040.06-Pedestrian / bike access and accommodation, landscaping	9,790,995	3,017,407
040.07-Automobile, bus, van accessways including roads, parking lots	6,579,099	4,640,843
040.08-Temporary Facilities and other indirect costs during construction	113,781,537	107,599,929
050.01-Train control and signals	28,127,939	7,459,819
050.02-Traffic signals and crossing protection	12,562,529	10,838,063
050.03-Traction power supply: substations	21,465,073	9,493,250
050.04-Traction power distribution: catenary and third rail	12,441,113	1,681,354
050.05-Communications	12,030,586	359,503
050.06-Fare collection system and equipment	6,100,000	0
050.07-Central Control	2,614,586	1
060.01-Purchase or lease of real estate	30,065,810	28,322,590
060.02-Relocation of existing households and businesses	2,180,511	2,409,430
070.01-Light Rail	26,385,653	10,598,347
080.01-Preliminary Engineering	46,202,674	46,202,675
080.02-Final Design	61,318,331	61,199,308
080.03-Project Management for Design and Construction	102,918,390	68,835,412
080.04-Construction Administration & Management	94,053,693	65,780,781
080.05-Professional Liability and other Non-Construction Insurance	6,800,000	6,340,196
080.06-Legal; Permits; Review Fees by other agencies, cities, etc.	8,212,604	4,497,714
080.07-Surveys, Testing, Investigation, Inspection	933,100	850,867
080.08-Start up	8,300,329	0
090.00-Unallocated Contingency	9,005,903	
Grand Total	1,578,300,001	1,139,525,690

[A] Cost Account Description	BUDGET	ACTUAL COSTS				[G] VARIANCE (B - F)	COST REPORT NOTES
	[B] October 2017 Budget (YOE)	[C] PRIOR MONTH Total	[D] PRIOR MONTH Monthly	[E] CURRENT Monthly	[F] CURRENT Total		
TOTAL PRELIMINARY ENGINEERING	46,542,061	46,542,061	0	0	46,542,061	0	37
11 - SFMTA PROJECT MANAGEMENT	8,800,164	8,253,957	0	0	8,253,957	546,208	38
12 - SFMTA ENGINEERING SERVICES	11,425,594	11,425,594	0	0	11,425,594	0	39
16 - DEPARTMENT OF PARKING AND TRAFFIC (DPT)	921,906	802,883	0	0	802,883	119,023	
21 - ARTS COMMISSION	1,500,570	1,500,570	0	0	1,500,570	0	40
22 - FIRE DEPARTMENT	33,825	33,825	0	0	33,825	0	
23 - CITY ATTORNEY'S OFFICE	1,234,754	1,234,754	0	0	1,234,754	0	
24 - RISK MANAGEMENT	0	0	0	0	0	0	
26 - PLANNING	99,604	99,604	0	0	99,604	0	
27 - DEPARTMENT OF PUBLIC HEALTH (DPH)	4,420	4,420	0	0	4,420	0	
29 - CITY AUDITOR	336,735	336,735	0	0	336,735	0	41
32 - DPW - IDC ENGINEERING (HYDRAULIC)	3,336,432	3,336,432	0	0	3,336,432	0	
34 - DPW - IDC CONSTRUCTION (CAPTITAL)	17,462	17,462	0	0	17,462	0	
36 - DPW - BSM INFRASTRUCTURE (MAPPING)	76,549	76,549	0	0	76,549	0	
39 - DPW - PCS SITE ASSESSMENT & REMEDIATION (SAR)	13,993	13,993	0	0	13,993	0	
51 - 821 HOWARD STREET	1,005,653	1,005,653	0	0	1,005,653	0	
55 - 651 BRANNAN	2,294,910	2,294,910	0	0	2,294,910	0	42
63 - CENTRAL SUBWAY PARTNERSHIP - AECOM-EPC JV CONTRACT 149	26,793,234	26,793,234	0	0	26,793,234	0	43
66 - ANIL VERMA	395,204	395,204	0	0	395,204	0	44
67 - HILL INTERNATIONAL CONTRACT 156	6,716,294	6,716,294	0	0	6,716,294	0	45
68 - ARTHUR GALLAGER & CO. CS 164	6,800,000	6,340,196	0	0	6,340,196	459,804	
71 - TUNNEL/UTILITIES - CONTRACT # CONTRACT 155-1	5,469,336	5,469,336	0	0	5,469,336	0	46
72 - STATIONS - CONTRACT # CONTRACT 155-2	26,220,609	26,220,609	0	0	26,220,609	0	47
73 - SYSTEMS/INTEGRATION - CONTRACT 155-3	11,432,312	11,432,312	0	0	11,432,312	0	48
331 - BAY AREA RAPID TRANSIT (BART)	146,427	146,427	0	0	146,427	0	
332 - SAN FRANCISCO COUNTY TRANSPORTATION AUTHORITY (SFCTA)	0	0	0	0	0	0	
TOTAL FINAL DESIGN	115,075,988	113,950,952	0	0	113,950,952	1,125,035	
11 - SFMTA PROJECT MANAGEMENT	15,589,933	10,068,418	(25,806)	257,592	10,326,010	5,263,923	
1.3.011.01.080.03 - CM:SFMTA LABOR-PROJECT MANAGEMENT	15,589,933	10,068,418	(25,806)	257,592	10,326,010	5,263,923	
12 - SFMTA ENGINEERING SERVICES	2,923,582	2,476,991	3,220	5,335	2,482,326	441,256	
1.3.012.02.080.04 - CM: SFMTA LABOR-ENGINEERING CONTRACT 1252	123,582	57,648	0	0	57,648	65,934	
1.3.012.06.080.04 - CM: SFMTA LABOR-ENGINEERING CONTRACT 1300	2,800,000	2,419,343	3,220	5,335	2,424,678	375,322	
13 - SFMTA CONSTRUCTION MANAGEMENT	37,118,350	15,818,672	2,562	(3,673,785)	12,144,887	24,973,463	
1.3.013.01.080.04 - CM:SFMTA LABOR-CONSTR. MANAGEM	37,118,350	15,818,672	2,562	(3,673,785)	12,144,887	24,973,463	
16 - DEPARTMENT OF PARKING AND TRAFFIC (DPT)	3,659,313	2,046,821	(1,530)	27,890	2,074,711	1,995,456	
1.3.016.01.080.04 - DPT CONTRACT 1300 SUPPORT UMS	299,600	88,313	494	943	89,255	210,345	
1.3.016.01.080.04 - DPT CONTRACT 1300 SUPPORT CTS	274,900	80,737	(1,898)	14,458	95,195	179,705	
1.3.016.01.080.04 - DPT CONTRACT 1300 SUPPORT YBM	238,400	133,699	(127)	6,973	140,672	97,728	
1.3.016.01.080.04 - DPT CONTRACT 1300 SUPPORT STS	876,876	254,235	0	1,217	255,452	621,424	

[A] Cost Account Description	BUDGET	ACTUAL COSTS				[G] VARIANCE (B - F)	COST REPORT NOTES
	[B] October 2017 Budget (YOE)	[C] PRIOR MONTH Total	[D] PRIOR MONTH Monthly	[E] CURRENT Monthly	[F] CURRENT Total		
1.3.016.02.040.08 - DPT: FIELD OPS TUNNEL [B84]	0	1,464	0	0	1,464	(1,464)	
1.3.016.02.040.08 - DPT: FIELD OPS TUNNEL [B86]	0	204,261	0	0	204,261	(204,261)	
1.3.016.06.040.02 - DPT:DPT TRAFFIC SHOP CONTRACT 1300	1,200,000	0	0	0	0	1,200,000	
1.3.016.08.040.08 - DPT:PCOS:2UTL [68A]	400,728	400,728	0	0	400,728	0	
1.3.016.08.040.08 - DPT:SSD CN:2UTL	0	108,020	0	0	108,020	(108,020)	
1.3.016.08.080.04 - DPT:SSD [1326]	252,536	252,536	0	0	252,536	0	
1.3.016.08.080.04 - DPT:SSD [13BN]	23,302	23,302	0	0	23,302	0	
1.3.016.08.080.04 - DPT:SSD [13CN]	963	963	0	0	963	0	
1.3.016.08.080.04 - DPT:SSD [B85]	92,008	92,008	0	0	92,008	0	
1.3.016.03.040.08 - PCOS:1300/UMS [68CPT544132W.CPT544132W]	0	161,753	0	0	161,753	(161,753)	
1.3.016.05.040.08 - PCOS:1300/YBM [68CPT544132Y.CPT544132Y]	0	4,052	0	0	4,052	(4,052)	
1.3.016.09.040.08 - PCOS:1300/STS [68CPT544132Z.CPT544132Z]	0	240,750	0	4,299	245,049	(245,049)	
17 - MOTIVE POWER	2,195	0	0	0	0	2,195	
1.3.017.07.040.02 - PWR:SFMTA-MOTIVE POWER-UTL.REL	2,195	0	0	0	0	2,195	
18 - SFMTA OPERATIONS	400,000	65,618	-6,962	-6,962	58,656	235,063	
1.3.018.04.040.02 - OPS:SUPPORT TO CONTRACT 1300/CTS	100,000	26,469	0	0	26,469	73,531	
1.3.018.06.080.07 - OPS:SUPPORT TO CONTRACT 1300 - UMS O/L	50,255	24,468	(6,962)	(6,962)	17,506	32,749	
1.3.018.06.080.07 - OPS:SUPPORT TO CONTRACT 1300/UMS	249,745	14,681	0	0	14,681	235,063	
19 - OTHER SFMTA	700,000	944,829	0	0	944,829	(244,829)	
1.3.019.07.080.07 - OTH.MTA SFMTA-SURVEY; TSTG [6840]	1,800	714	0	0	714	1,086	
1.3.019.08.040.08 - OTH.MTA 1251 MATERIALS	150,000	126,149	0	0	126,149	23,851	
1.3.019.08.080.07 - OTH.MTA OPERATION SUPPORT DUR	548,200	817,966	0	0	817,966	(269,766)	
21 - ARTS COMMISSION	12,010,886	3,587,813	(6,907)	134,903	3,722,716	8,288,170	
1.3.021.01.040.06 - ARTS:CTYCO-ARTS COMMISSION CONSTRUCTION COSTS	4,772,555	0	0	0	0	4,772,555	
1.3.021.01.080.03 - ARTS:CTYCO-ARTS COMMISSION [1227]	1,934,893	388,167	0	0	388,167	1,546,726	49
1.3.021.01.080.04 - ARTS:CTYCO-ARTS COMMISSION [PWE335MPFUNA.CPT5441227]	21,000	12,465	0	0	12,465	8,535	
1.3.021.06.080.03 - ARTS:CTYCO-ARTS COMMISSION PM [285MC.132J]	623,268	616,576	(6,692)	11,499	628,076	(4,807)	
1.3.021.01.080.03 - ARTS:CTYCO-ARTS COMMISSION [PWA335MPFUNA.CPT5441327]	5,639	2,324	(3,315)	6,188	8,512	(2,873)	
1.3.021.01.080.03 - ARTS:CTYCO-ARTS COMMISSION [PWE335MPFUNA.CPT5441327]	4,439	4,439	0	0	4,439	0	
1.3.021.06.040.06 - ARTS:CTYCO-ARTS COMMISSION [68CPT5441327.CPT5441327]	1,500,000	1,393,660	0	0	1,393,660	106,340	
1.3.021.06.040.06 - ARTS:CTYCO-ARTS COMMISSION [285MCPFUNA.CPT5441327]	1,903,000	1,170,181	3,099	117,215	1,287,397	615,603	
1.3.021.01.080.03 - ARTS:CTYCO-ARTS COMMISSION [132J]	86,091	0	0	0	0	86,091	
1.3.021.97.040.06 - ARTS:ARTS COMMISSION ALLOC CO	1,160,000	0	0	0	0	1,160,000	
23 - CITY ATTORNEY'S OFFICE	2,171,781	1,474,969	(39,652)	0	1,474,969	696,812	
1.3.023.01.080.06 - ATTY:CN LEGAL-CITY ATTORNEY OF	2,171,781	1,474,969	(39,652)	0	1,474,969	696,812	
25 - PUBLIC UTILITIES COMMISSION SEWER	(2,925,296)	0	0	0	0	(2,925,296)	
1.3.025.09.040.02 - STS.1256: SITE UTILITIES SFPUC SEWER MAIN	(2,925,296)	0	0	0	0	(2,925,296)	
26 - PLANNING	137,062	26,697	0	0	26,697	110,365	
1.3.026.01.080.06 - CM:CTYCO-PLANNING DEPARTMENT	137,062	26,697	0	0	26,697	110,365	
28 - PUBLIC UTILITIES COMMISSION WATER	4,242,012	3,502,784	163,186	80,184	3,582,968	659,044	
1.3.028.02.040.02 - CM:CTYCO-PUBLIC UTIL COMM. (PUC)	0	4,745	0	0	4,745	(4,745)	
1.3.028.02.040.08 - PUC: FIELD OPERATIONS TUNNEL	398,400	508,800	0	0	508,800	(110,400)	

[A] Cost Account Description	BUDGET	ACTUAL COSTS				[G] VARIANCE (B - F)	COST REPORT NOTES
	[B] October 2017 Budget (YOE)	[C] PRIOR MONTH Total	[D] PRIOR MONTH Monthly	[E] CURRENT Monthly	[F] CURRENT Total		
1.3.028.02.080.04 - PUC:MTA CSP CN1252 [470465]	105,000	91,587	0	0	91,587	13,413	
1.3.028.03.040.02 - PUC:CDD CONTRACT 1300/UMS SUPPORT	606,354	209,113	(6,003)	12,006	221,119	385,235	
1.3.028.03.080.04 - PUC:CMB CONTRACT 1300/UMS INSPECTION	230,000	34,508	0	0	34,508	195,492	
1.3.028.04.040.02 - PUC:CDD CONTRACT 1300/CTS SUPPORT	271,755	201,959	1,716	0	201,959	69,796	
1.3.028.04.080.04 - PUC:CMB CONTRACT 1300/CTS INSPECTION	115,000	35,686	(3,450)	2,956	38,641	76,359	
1.3.028.05.040.02 - PUC:CDD CONTRACT 1300/YBM SUPPORT	450,282	342,018	(1,329)	7,981	350,000	100,282	
1.3.028.05.080.04 - PUC:CMB CONTRACT 1300/YBM INSPECTION	184,000	59,550	2,411	8,520	68,070	115,930	
1.3.028.06.040.02 - PUC:CMB CONTRACT 1300/SFWD AWSS MATERIAL	225,079	225,776	697	1,918	227,693	(2,614)	
1.3.028.07.040.02 - PUC:PUC CDD WATER CONNECTION CONTRACT 1250	248,035	291,501	0	0	291,501	(43,466)	
1.3.028.07.080.04 - PUC:PUC CMB INSPECTION CONTRACT 1250	74,468	113,844	0	0	113,844	(39,376)	
1.3.028.08.040.02 - PUC:PUC CDD WATER CONNECTION CONTRACT 1251 [445]	340,310	318,130	0	0	318,130	22,180	
1.3.028.08.080.04 - PUC:PUC CMB INSPECTION CONTRACT 1251	266,252	289,424	0	0	289,424	(23,172)	
1.3.028.09.040.02 - PUC:CMB CONTRACT 1300/STS SUPPORT	520,077	541,386	141,386	21,410	562,796	(42,719)	
1.3.028.09.080.04 - PUC:CMB CONTRACT 1300/STS INSPECTION	207,000	234,758	27,758	25,394	260,152	(53,152)	
32 - DPW - IDC ENGINEERING (HYDRAULIC)	1,150,459	263,953	(293)	4,461	268,414	783,722	
1.3.032.01.080.04 - CM:DPW:1424J-BUREAU OF ENGINEERING (BOE) [AB12]	(285,405)	(285,405)	0	0	(285,405)	0.00	
1.3.032.03.080.04 - DPW IDC HYDRAULIC CN1300 UMS SUPPORT	297,938	37,178	(919)	1,839	39,017	258,921	
1.3.032.04.080.04 - DPW IDC HYDRAULIC CN1300 CTS SUPPORT	295,639	22,125	0	0	22,125	273,514	
1.3.032.05.080.04 - DPW IDC HYDRAULIC CN1300 YBM SUPPORT	301,882	32,315	(527)	1,054	33,368	268,514	
1.3.032.06.080.04 -1424J-BOE LABOR [PWE1X5MPFUNA.CPT544112B112]	85,275	85,275	0	0	85,275	0.00	50
1.3.032.06.080.04-1424J-BOE LABOR [PWE1X5MPFUNA.CPT544112C112]	109,658	109,658	0	0	109,658	0.00	51
1.3.032.06.080.04 -1424J-BOE LABOR [PWE1X5MPFUNA.CPT544112D112]	15,791	15,791	0	0	15,791	0.00	52
1.3.032.06.080.04 -1424J-BOE LABOR [PWE1X5MPFUNA.CPT544112E112]	11,193	11,193	0	0	11,193	0	53
1.3.032.06.080.04 -1424J-BOE LABOR [PWE1X5MPFUNA.CPT544112F112]	107,798	107,798	0	0	107,798	0	54
1.3.032.06.080.04 -1424J-BOE LABOR [PWE1X5MPFUNA.CPT544112G112]	21,690	47,917	0	0	47,917	(26,227)	55
1.3.032.08.080.04 - DPW.HYRDDPW-BOE IDC ENG SVC DC	9,000	0	0	0	0	9,000	
1.3.032.09.080.04 - DPW IDC HYDRAULIC CN1300 STS SUPPOR	180,000	80,109	1,153	1,569	81,678	98,322	
34 - DPW - IDC CONSTRUCTION (CAPITAL)	6,703,969	6,345,071	0	0	6,345,071	358,898	
1.3.034.01.080.04 - DPW:BCM LABOR [2113]	2,140,142	2,140,142	0	0	2,140,142	0	
1.3.034.02.080.04 - DPW:CONSTR:1252 CM [CD12]	1,207,603	1,207,603	0	0	1,207,603	0	
1.3.034.02.080.04 - DPW:CONSTR:1252 CM [13AC12]	138,397	138,397	0	0	138,397	0	
1.3.034.06.080.04 - DPW:SITE ASSESSMENT & REMEDIATION (SAR) [132112]	506,858	506,858	0	0	506,858	0	
1.3.034.06.080.04 - DPW:CONSTR:1300 CM [13CP12]	2,710,969	2,352,071	0	0	2,352,071	358,898	
36 - DPW - BSM INFRASTRUCTURE (MAPPING)	465,562	111,741	0	0	111,741	353,821	
1.3.036.01.080.04 - DPW:MPPG:DPW-BUREAU OF ST USE	367,129	32,680	0	0	32,680	334,449	
1.3.036.02.080.04 - DPW:MPPG:1300-DPW-BUREAU OF ST USE [13CG12]	50,000	33,084	0	0	33,084	16,916	
1.3.036.02.080.06 - DPW:MPPG:DPW-BUREAU OF ST USE [13CF]	48,433	45,977	0	0	45,977	2,456	
37 - DPW - PCS MATERIAL TESTING LABORATORY	83,100	0	0	0	0	83,100	
1.3.037.01.080.07 - DPW.MTL.LABDPW-MATERIAL TESTIN	83,100	0	0	0	0	83,100	
39 - DPW - PCS SITE ASSESSMENT & REMEDIATION (SAR)	613,853	438,455	0	0	438,455	175,398	
1.3.039.01.080.04 - DPW:SITE ASSESSMENT & REMEDIATION (SAR) [2213]	92,459	92,459	0	0	92,459	0	
1.3.039.01.080.04 - DPW:SITE ASSESSMENT & REMEDIATION (SAR) [2250]	78,400	78,400	0	0	78,400	0	

[A] Cost Account Description	BUDGET	ACTUAL COSTS				[G] VARIANCE (B - F)	COST REPORT NOTES
	[B] October 2017 Budget (YOE)	[C] PRIOR MONTH Total	[D] PRIOR MONTH Monthly	[E] CURRENT Monthly	[F] CURRENT Total		
1.3.039.01.080.04 -DPW:SITE ASSESSMENT & REMEDIATION (SAR) [2257]	151,515	151,515	0	0	151,515	0	
1.3.039.01.080.04 - DPW:SITE ASSESSMENT & REMEDIATION (SAR) [2313]	24,343	24,343	0	0	24,343	0	
1.3.039.01.080.04 - DPW:SITE ASSESSMENT & REMEDIATION	58,757	10,109	0	0	10,109	48,648	
1.3.039.01.080.04 - DPW:SITE ASSESSMENT & REMEDIATION (SAR) [CE13]	31,367	31,367	0	0	31,367	0	
1.3.039.01.080.04 - DPW:SITE ASSESSMENT & REMEDIATION (SAR) [CH13]	100,000	8,621	0	0	8,621	91,379	
1.3.039.01.080.04 - DPW:SITE ASSESSMENT & REMEDIATION (SAR)	17,000	0	0	0	0	17,000	
1.3.039.02.080.04 - DPW: SITE ASSESSMENT & REMEDIATION (SAR) – CN1252 [13CE11]	18,632	16,880	0	0	16,880	1,753	
1.3.039.02.080.04 - DPW: SITE ASSESSMENT & REMEDIATION (SAR) – CN1300 [13CH11]	41,379	24,761	0	0	24,761	16,618	
46 - MACY'S WEST - SFPUC SEWER WORK	258,202	258,202	0	0	258,202	0	
1.3.046.08.040.02 - MCY.SWRC. CONTRACT: MACY'S-SEW	258,202	258,202	0	0	258,202	0	
51 - 821 HOWARD STREET	770,843	626,721	579	1,426	628,147	142,696	
1.3.051.01.080.03 - ODC.HWRD:ODCs - 821 HOWARD STR	696,753	600,167	0	462	600,629	96,124	
1.3.051.02.080.04 - ODC.HWRD:ODCs - TUNNEL CONTRACT 1252	10,000	1,056	0	0	1,056	8,944	
1.3.051.06.080.04 - ODC.HWRD:ODCs - STATION CONTRACT 1300	55,000	15,829	0	744	16,573	38,427	
1.3.051.06.080.04 - ODC.HWRD:W/MTA INST WTR SVC @ STS&YBM TRAILER	9,090	9,669	579	220	9,889	(799)	
55 - 651 BRANNAN	10,348	10,348	0	0	10,348	0	
1.3.055.01.080.03 - CM:ODCs - 651 BRANNAN STREET	10,348	10,348	0	0	10,348	0	56
63 - CENTRAL SUBWAY PARTNERSHIP - AECOM-EPC JV CONTRACT 149	49,490,087	37,422,065	500,000	(1,420,000)	36,002,065	13,488,022	
1.3.063.01.080.03 - CM:PM:AECOM.CS149 OM-EPC JV CS149-PM	8,948,966	5,017,804	0	0	5,017,804	3,931,162	57
1.3.063.01.080.04 - CM:AECOM.CS149OM-EPC JV CS-149 [3B]	2,074,243	1,969,213	0	0	1,969,213	105,030	
1.3.063.01.080.04 - CM:AECOM.CS149OM-EPC JV CS-149 [3E]	7,000,000	6,386,250	0	0	6,386,250	613,750	
1.3.063.01.080.03 - CM:AECOM.CS149OM-EPC JV CS-149 [3E][PM]	1,596,563	1,596,563	0	0	1,596,563	0	
1.3.063.01.080.04 - CM:AECOM.CS149OM-EPC JV CS-149 [3F]	4,101,465	4,101,466	0	0	4,101,466	(0)	
1.3.063.01.080.03 - CM:AECOM.CS149OM-EPC JV CS-149 [3F][PM]	1,025,366	1,025,366	0	0	1,025,366	0	
1.3.063.01.080.04 - CM:AECOM.CS149OM-EPC JV CS-149 [3G]	1,587,361	7,785,337	400,000	(1,136,000)	6,649,337	(5,061,976)	
1.3.063.01.080.03 - CM:AECOM.CS149OM-EPC JV CS-149 [3G][PM]	1,846,334	1,946,334	100,000	(284,000)	1,662,334	184,000	
1.3.063.01.080.04 - CM:AECOM.CS149OM-EPC JV CS-149 [9B]	11,042	11,042	0	0	11,042	0	
1.3.063.01.080.04 - CM:AECOM.CS149OM-EPC JV CS-149 [9D]	550,000	515,694	0	0	515,694	34,306	
1.3.063.01.080.04 - CM:AECOM.CS149OM-EPC JV CS-149 [9E]	600,000	523,943	0	0	523,943	76,057	
1.3.063.01.080.04 - CM:AECOM.CS149OM-EPC JV CS-149 [9F]	461,196	461,196	0	0	461,196	0	
1.3.063.01.080.04 - CM:AECOM.CS149OM-EPC JV CS-149 [9G]	201,760	501,912	0	0	501,912	(300,152)	
1.3.063.01.080.04 - FD:CM:EPC JV CS49-PM [123A]	5,579,945	5,579,945	0	0	5,579,945	0	
1.3.063.97.080.03 - AECOM.CS149 ALLOCAT CONTING	13,905,845					13,905,845	
64 - CN1300 JOB READINESS PROGRAM	1,060,000	71,344	0	0	71,344	988,656	58
1.3.064.06.040.08 - CN1300 JOB READINESS PROGRAM	1,060,000	71,344	0	0	71,344	988,656	
67 - HILL INTERNATIONAL CONTRACT 156	11,000,000	2,743,959	13,344	(190,150)	2,553,809	8,446,191	
1.3.067.01.080.03 - HILL.CS156:HILL INTL. CS-156 [1336]	920,426	920,426	0	0	920,426	0	
1.3.067.01.080.03 - HILL.CS156:HILL INTL. CS-156 [1337]	533,148	533,148	0	0	533,148	0	
1.3.067.01.080.03 - HILL.CS156:HILL INTL. [1330]	127,261	127,261	0	0	127,261	0	
1.3.067.01.080.03 - HILL INTERNATIONAL CS156 AWP 2016 [68CPT5441340.CPT5441340]	8,852,240	883,631	0	0	883,631	7,968,609	
1.3.067.01.080.03 - HILL INTERNATIONAL CS156 AWP 2017 [68CPT5441346.CPT5441346]	566,925	279,494	13,344	(190,150)	89,344	477,581	
69 - BAYLAND SOIL PROCESS CONTRACT 175	500,000	255,144	0	0	255,144	244,856	59

[A] Cost Account Description	BUDGET	ACTUAL COSTS				[G] VARIANCE (B - F)	COST REPORT NOTES
	[B] October 2017 Budget (YOE)	[C] PRIOR MONTH Total	[D] PRIOR MONTH Monthly	[E] CURRENT Monthly	[F] CURRENT Total		
1.3.069.06.040.01 - BAYLAND.CS175:BAYLAND SOIL PROCESS [133K]	500,000	255,144	0	0	255,144	244,856	
71 - TUNNEL/UTILITIES - CONTRACT # CONTRACT 155-1	2,158,846	2,098,247	0	627	2,098,874	59,972	
1.3.071.01.080.04 - CM: CS155.1 DESIGN SUPPORT DURING CM [1232]	0	(87,201)	0	0	(87,201)	87,201	60
1.3.071.02.080.04 - CM: CS155.1 DESIGN SUPPORT DURING CM [1332]	2,158,846	2,185,449	0	627	2,186,076	(27,230)	
72 - STATIONS - CONTRACT # CONTRACT 155-2	9,612,416	12,109,407	402,701	(1,517,685)	10,591,722	(979,306)	
1.3.072.01.080.04 - CM: CS155.2 DESIGN SUPPORT DURING CM [1233]	51,351	51,351	0	0	51,351	0	61
1.3.072.01.080.04 - CM: CS155.2 DESIGN SUPPORT DURING CM [1333]	9,561,065	12,058,056	402,701	(1,517,685)	10,540,372	(979,307)	
73 - SYSTEMS/INTEGRATION - CONTRACT 155-3	4,828,269	3,553,424	46,622	(844,500)	2,708,924	2,119,345	
1.3.073.01.080.04 - CM: CS155.3 DESIGN SUPPORT DURING CM [1236]	90,000	89,791	0	0	89,791	209	
1.3.073.01.080.04 - CM: CS155.3 DESIGN SUPPORT DURING CM [1334]	4,738,269	3,463,633	46,622	(844,500)	2,619,133	2,119,136	
81 - UTILITIES RELOCATION #1 (PORTAL & MOS) - CONTRACT 1250	11,968,150	11,968,150	0	0	11,968,150	0	
1.3.081.07.040.01 - UR1.CONTRACT 1250:SITWORK: DEMOLIT	167,458	167,458	0	0	167,458	0	
1.3.081.07.040.02 - UR1.CONTRACT 1250:SITWORK: UTILITI	10,099,341	10,099,341	0	0	10,099,341	0	
1.3.081.07.040.03 - UR1.CONTRACT 1250:SITWORK:HAZMAT	453,321	453,321	0	0	453,321	0	
1.3.081.07.040.08 - UR1.CONTRACT 1250:SITWORK:TEMPORAR	1,248,030	1,248,030	0	0	1,248,030	0	
82 - UTILITIES RELOCATION #2 (UMS) - CONTRACT 1251	20,669,081	20,669,081	0	0	20,669,081	(0)	62
1.3.082.08.040.01 - UR2.CONTRACT 1251:SITWORK: DEMOLIT	752,240	752,240	0	0	752,240	0	
1.3.082.08.040.02 - UR2.CONTRACT 1251:SITWORK:UTILITI	10,202,543	10,202,543	0	0	10,202,543	(0)	
1.3.082.08.040.03 - UR2.CONTRACT 1251:SITWORK:HAZMAT	172,712	172,712	0	0	172,712	0	
1.3.082.08.040.05 - UR2.CONTRACT 1251:SITWORK:STRUCTU	2,706,431	2,706,431	0	0	2,706,431	0	
1.3.082.08.040.06 - UR2.CONTRACT 1251:SITWORK:PEDESTRA	319,317	319,317	0	0	319,317	0	
1.3.082.08.040.07 - UR2.CONTRACT 1251:SITWORK:AUTO/BUS	190,362	190,362	0	0	190,362	0	
1.3.082.08.040.08 - UR2.CONTRACT 1251:SITWORK:TEMP FAC	6,325,476	6,325,476	0	0	6,325,476	0	
GUIDEWAY TUNNELS TOTAL	235,913,500	233,589,322	0	0	233,589,322	2,324,178	
83 - GUIDEWAY TUNNELS - CONTRACT # 1252 BASE	233,584,015	231,914,862	0	0	231,914,862	1,669,153	63
1.3.083.02.010.06 - CONTRACT 1252:GUIDEWAY:UNDERGRND CUT	60,446,425	60,446,425	0	0	60,446,425	0	
1.3.083.02.010.07 - CONTRACT 1252:GUIDEWAY:UNDERGROUND	105,423,090	105,181,925	0	0	105,181,925	241,165	
1.3.083.02.020.03 - CONTRACT 1252: STATIONS: UNDERGROUND	21,685,000	21,685,000	0	0	21,685,000	0	
1.3.083.02.040.01 - CONTRACT 1252:SITWORK:DEMO CLEARING	2,440,000	2,440,000	0	0	2,440,000	0	
1.3.083.02.040.02 - CONTRACT 1252:SITWORK:UTILITIES & RE	10,895,000	10,487,676	0	0	10,487,676	407,324	
1.3.083.02.040.03 - CONTRACT 1252:SITWORK:HAZMAT&MITIGAT	200,000	0	0	0	0	200,000	
1.3.083.02.040.04 - CONTRACT 1252:SITWORK:ENVIRON. MITIG	300,000	54,292	0	0	54,292	245,708	
1.3.083.02.040.06 - CONTRACT 1252:SITWORK:PED/BIKE ACCES	50,000	4,532	0	0	4,532	45,468	
1.3.083.02.040.07 - CONTRACT 1252:SITWORK:AUTO/BUS ACCES	1,345,000	1,345,000	0	0	1,345,000	0	
1.3.083.02.040.08 - CONTRACT 1252:SITWORK:TEMP FACILITIE	30,799,500	30,270,012	0	0	30,270,012	529,488	
83 - GUIDEWAY TUNNELS - CONTRACT # 1252 CMODs	1,494,770	1,674,459	0	0	1,674,459	(179,690)	64
1.3.083.83.010.06 - CONTRACT 1252: CONTRACT MOD	112,251	112,251	0	0	112,251	0	
1.3.083.83.010.07 - CONTRACT 1252: CONTRACT MOD	1,941,810	1,670,233	0	0	1,670,233	271,576	
1.3.083.83.020.03 - CONTRACT 1252: CONTRACT MOD	1,004,156	1,004,156	0	0	1,004,156	0	
1.3.083.83.040.02 - CONTRACT 1252: CONTRACT MOD	1,035,588	935,588	0	0	935,588	100,000	
1.3.083.83.040.03 - CONTRACT 1252: CONTRACT MOD	453,475	453,475	0	0	453,475	0	
1.3.083.83.040.08 - CONTRACT 1252: CONTRACT MOD	(3,052,510)	(2,501,244)	0	0	(2,501,244)	(551,266)	

[A] Cost Account Description	BUDGET	ACTUAL COSTS				[G] VARIANCE (B - F)	COST REPORT NOTES
	[B] October 2017 Budget (YOE)	[C] PRIOR MONTH Total	[D] PRIOR MONTH Monthly	[E] CURRENT Monthly	[F] CURRENT Total		
1.3.083.93.010.07 - CONTRACT 1252: TUNNEL ALLOC CONTING	834,715	0	0	0	0	834,715	65
CONTRACT 1300 - STATIONS, TRACKWORK AND SYSTEMS TOTAL	879,676,400	532,805,477	10,021,827	15,208,259	548,013,736	331,662,664	66
84 - UNION SQUARE/MARKET STREET STATION (UMS) - WORK PACKAGE 1253	294,030,590	207,285,328	2,896,424	5,093,491	212,378,819	81,651,771	20
1.3.084.03.020.03 - UMS.1253: UNDERGROUD STATION	253,081,452	180,754,257	2,700,925	5,128,550	185,882,807	67,198,645	
1.3.084.03.020.07 - UMS.1253: ELEVATORS ESCALATOR	9,465,694	1,898,851	0	0	1,898,851	7,566,843	
1.3.084.03.040.01 - UMS.1253: DEMOLITION CLEARING	6,071,588	6,054,088	139,999	0	6,054,088	17,500	
1.3.084.03.040.02 - UMS.1253: SITE UTILITIES UTIL	4,360,395	3,093,359	0	29,978	3,123,337	1,237,058	
1.3.084.03.040.03 - UMS.1253: HAZARDOUS MATERIALS	550,000	357,024	0	(190,800)	166,224	383,776	
1.3.084.03.040.04 - UMS.1253: ENVIRONMENTAL MITIGA	244,500	224,500	0	(30,000)	194,500	50,000	
1.3.084.03.040.06 - UMS.1253: PEDESTRIAN/BIKE	18,969	12,501	0	0	12,501	6,468	
1.3.084.03.040.07 - UMS.1253: AUTOMOBILE BUS ACCE	1,158,410	106,201	25,000	62,500	168,701	989,709	
1.3.084.03.040.08 - UMS.1253: TEMPORARY FACILITIES	11,139,701	9,874,588	10,000	73,263	9,947,851	1,191,850	
1.3.084.03.050.02 - UMS.1253: TRAFFIC SIGNALS AND	4,773,076	4,615,576	20,000	20,000	4,635,576	137,500	
1.3.084.03.050.03 - UMS.1253: TRACTION POWER SUPPL	1,815,534	198,704	0	0	198,704	1,616,830	
1.3.084.03.050.04 - UMS.1253: TRACTION POWER DISTR	216,957	67,178	0	0	67,178	149,779	
1.3.084.03.050.05 - UMS.1253: COMMUNICATIONS	1,134,314	28,501	500	0	28,501	1,105,813	
84 - UNION SQUARE/MARKET STREET STATION (UMS) CMODs	2,748,442	2,173,683	0	394,908	2,568,591	179,851	
1.3.084.84.020.03 - CMOD:UMS.1253: UNDERGROUD STATION	60,746	21,258	0	0	21,258	39,488	
1.3.084.84.020.07 - CMOD:UMS.1253: ELEVATORS, ESCALATORS	90,000	90,000	0	0	90,000	0	
1.3.084.84.040.01 - CMOD:UMS.1253: DEMOLITION CLEARING	944,987	944,987	0	0	944,987	0	
1.3.084.84.040.02 - CMOD:UMS.1253: SITE UTILITIES UTIL	1,494,678	959,407	0	394,908	1,354,315	140,363	
1.3.084.84.040.03 - CMOD:UMS.1253: HAZARDOUS MATERIALS	81,907	81,907	0	0	81,907	0	
1.3.084.84.040.08 - CMOD:UMS.1253: TEMPORARY FACILITIES	76,124	76,124	0	0	76,124	0	
1.3.084.94.020.03 - UMS.1253: AC: ALLOC CONTING	17,251,558	0	0	0	0	17,251,558	67
85 - CHINATOWN STATION (CTS) - WORK PACKAGE 1254	247,567,810	151,906,938	3,576,230	4,071,057	155,977,995	91,589,815	
1.3.085.04.010.07 - CTS.1254: GUIDEWAY: UNDERGROUND TUNNEL	76,417,579	63,108,383	2,947,891	3,650,718	66,759,101	9,658,478	
1.3.085.04.020.03 - CTS.1254: UNDERGROUND STATION	133,001,053	63,242,467	311,140	319,640	63,562,107	69,438,946	
1.3.085.04.020.07 - CTS.1254: ELEVATORS ESCALATOR	6,812,856	1,225,001	0	0	1,225,001	5,587,855	
1.3.085.04.040.01 - CTS.1254: DEMOLITION CLEARING	400,000	400,000	0	0	400,000	0	
1.3.085.04.040.02 - CTS.1254: SITE UTILITIES UTIL	6,001,718	4,933,586	0	0	4,933,586	1,068,132	
1.3.085.04.040.03 - CTS.1254: HAZARDOUS MATERIALS	350,000	306,500	294,000	0	306,500	43,500	
1.3.085.04.040.04 - CTS.1254: ENVIRONMENTAL MITIGA	325,665	206,064	0	80,000	286,064	39,601	
1.3.085.04.040.06 - CTS.1254: PEDESTRIAN/BIKE	15,000	0	0	0	0	15,000	
1.3.085.04.040.07 - CTS.1254: AUTOMOBILE BUS ACCE	225,677	29,500	0	0	29,500	196,177	
1.3.085.04.040.08 - CTS.1254: TEMPORARY FACILITIES	16,571,322	16,125,272	10,000	10,000	16,135,272	436,050	
1.3.085.04.050.02 - CTS.1254: TRAFFIC SIGNALS AND	1,599,593	1,237,224	10,699	10,699	1,247,923	351,670	
1.3.085.04.050.03 - CTS.1254: TRACTION POWER SUPPL	4,063,927	996,000	0	0	996,000	3,067,927	
1.3.085.04.050.04 - CTS.1254: TRACTION POWER DISTRIBUTION	124,481	81,940	0	0	81,940	42,541	
1.3.085.04.050.05 - CTS.1254: COMMUNICATIONS	1,658,938	15,000	2,500	0	15,000	1,643,938	
85 - CHINATOWN STATION (CTS) CMODs	2,964,460	1,591,921	0	559,848	2,151,769	812,691	68
1.3.085.85.020.03 - CMOD:CTS.1254: UNDERGROUND STATION	75,000	0	0	0	0	75,000	
1.3.085.85.040.01 - CMOD:CTS.1254: POWER POLE	155,956	148,212	0	0	148,212	7,744	

[A] Cost Account Description	BUDGET	ACTUAL COSTS				[G] VARIANCE (B - F)	COST REPORT NOTES
	[B] October 2017 Budget (YOE)	[C] PRIOR MONTH Total	[D] PRIOR MONTH Monthly	[E] CURRENT Monthly	[F] CURRENT Total		
1.3.085.85.040.02 - CMOD:CTS.1254: SITE UTILITIES UTIL	401,572	337,200	0	0	337,200	64,372	
1.3.085.85.040.03 - CMOD:CTS.1254: HAZARDOUS MATERIALS	2,274,225	1,048,802	0	559,848	1,608,650	665,575	
1.3.085.85.040.08 - CMOD:CTS.1254: TEMPORARY FACILITIES	57,707	57,707	0	0	57,707	0	
1.3.085.95.020.03 - CTS.1254: AC: ALLOC CONTING	7,035,540	0	0	0	0	7,035,540	69
86 - YERBA BUENA MOSCONE STATION (YBM) - WORK PACKAGE 1255	158,089,000	110,880,259	1,658,391	1,601,580	112,481,839	45,607,161	
1.3.086.05.020.03 - YBM.1255: UNDERGROUND STATION	118,405,840	83,970,468	1,337,394	1,336,350	85,306,818	33,099,022	
1.3.086.05.020.07 - YBM.1255: ELEVATORS ESCALATOR	5,333,287	1,302,479	33,072	0	1,302,479	4,030,808	
1.3.086.05.040.01 - YBM.1255: DEMOLITION CLEARING	657,000	657,000	0	0	657,000	0	
1.3.086.05.040.02 - YBM.1255: SITE UTILITIES UTIL	7,163,278	6,384,200	36,600	202,500	6,586,700	576,578	
1.3.086.05.040.03 - YBM.1255: HAZARDOUS MATERIALS	2,629,439	1,865,355	0	0	1,865,355	764,084	70
1.3.086.05.040.04 - YBM.1255: ENVIRONMENTAL MITIGA	100,000	0	0	0	0	100,000	
1.3.086.05.040.06 - YBM.1255: PEDESTRIAN/BIKE	16,665	1	0	0	1	16,664	
1.3.086.05.040.07 - YBM.1255: AUTOMOBILE BUS ACCE	1,542,725	1,188,821	140,920	39,284	1,228,105	314,620	
1.3.086.05.040.08 - YBM.1255: TEMPORARY FACILITIES	15,564,753	12,950,380	56,905	13,446	12,963,826	2,600,927	
1.3.086.05.050.02 - YBM.1255: TRAFFIC SIGNALS AND	1,726,492	1,674,754	10,000	10,000	1,684,754	41,738	
1.3.086.05.050.03 - YBM.1255: TRACTION POWER SUPPL	3,708,425	831,300	0	0	831,300	2,877,125	
1.3.086.05.050.05 - YBM.1255: COMMUNICATIONS	1,241,096	55,501	43,500	0	55,501	1,185,595	
86 - YERBA BUENA MOSCONE STATION (YBM) CMODs	309,825	(182,059)	0	0	(182,059)	491,884	
1.3.086.86.020.03 - CMOD:YBM.1255: UNDERGROUND STATION	(1,833,869)	(1,833,869)	0	0	(1,833,869)	0	
1.3.086.86.040.01 - CMOD:YBM.1255: DEMOLITION CLEARING	266,386	259,386	0	0	259,386	7,000	70
1.3.086.86.040.02 - CMOD:YBM.1255: SITE UTILITIES UTIL	1,585,079	1,135,684	0	0	1,135,684	449,395	
1.3.086.86.040.03 - CMOD:YBM.1255: HAZARDOUS MATERIALS	150,828	150,828	0	0	150,828	0	
1.3.086.86.040.04 - CMOD:YBM.1255: ENVIRONMENTAL MITIGA	102,734	102,734	0	0	102,734	0	
1.3.086.86.040.06 - CMOD:YBM.1255: PEDESTRIAN/BIKE	35,489	0	0	0	0	35,489	
1.3.086.86.040.08 - CMOD:YBM.1255: TEMPORARY FACILITIES	3,178	3,178	0	0	3,178	0	
1.3.086.96.020.03 - YBM.1255: AC: ALLOC CONTING	4,690,176	0	0	0	0	4,690,176	71
87 - SURFACE TRACKWORK AND SYSTEMS -WORK PACKAGE 1256	139,989,000	57,122,656	1,875,782	3,631,043	60,753,699	79,235,301	
1.3.087.09.010.02 - STS.1256: GUIDEWAY: AT-GRADE SEMI-EXCLUSIVE (ALLOWS CROSS TR	2,860,000	745,000	37,500	275,000	1,020,000	1,840,000	
1.3.087.09.010.06 - STS.1256: GUIDEWAY: UNDERGROUND CUT & CVR	9,257,731	2,401,751	255,750	239,250	2,641,001	6,616,730	
1.3.087.09.010.07 - STS.1256: GUIDEWAY: UNDERGROUN	16,723,552	3,983,893	16,230	400,000	4,383,893	12,339,659	
1.3.087.09.010.09 - STS.1256: TRACK DIRECT FIXATION	6,761,089	4,797,916	975,000	650,000	5,447,916	1,313,174	
1.3.087.09.010.12 - STS.1256: TRACK: SPECIAL	4,449,637	2,618,600	0	0	2,618,600	1,831,037	
1.3.087.09.020.01 - STS.1256: AT-GRADE STATION	7,602,857	1,598,488	10,000	10,000	1,608,488	5,994,369	
1.3.087.09.040.02 - STS.1256: SITE UTILITIES, UTILITY RELOCA	17,464,046	13,646,220	290,225	305,000	13,951,220	3,512,826	
1.3.087.09.040.03 - STS.1256: HAZARDOUS MATERIALS	200,000	191,960	43,000	0	191,960	8,040	70
1.3.087.09.040.04 - STS.1256: ENVIRONMENTAL MITIGATION	50,000	50,000	25,000	0	50,000	0	70
1.3.087.09.040.07 - STS.1256: AUTOMOBILE BUS ACCE	2,116,925	1,629,425	25,000	49,750	1,679,175	437,750	
1.3.087.09.040.08 - STS.1256: TEMPORARY FACILITIES	13,896,832	11,416,351	0	0	11,416,351	2,480,480	
1.3.087.09.050.01 - STS.1256: TRAIN CONTROL AND SIGNALS	27,543,451	7,376,819	17,900	33,000	7,409,819	20,133,632	
1.3.087.09.050.02 - STS.1256: TRAFFIC SIGNALS AND	4,463,368	3,168,932	62,177	100,878	3,269,810	1,193,558	
1.3.087.09.050.03 - STS.1256: TRACTION POWER SUPPL	9,889,014	2,090,263	0	1,420,000	3,510,263	6,378,751	
1.3.087.09.050.04 - STS.1256: TRACTION POWER DISTRIBUTION	6,099,675	1,146,537	0	148,165	1,294,702	4,804,973	
1.3.087.09.050.05 - STS.1256: COMMUNICATIONS	7,996,237	260,500	118,000	0	260,500	7,735,737	

[A] Cost Account Description	BUDGET	ACTUAL COSTS				[G] VARIANCE (B - F)	COST REPORT NOTES
	[B] October 2017 Budget (YOE)	[C] PRIOR MONTH Total	[D] PRIOR MONTH Monthly	[E] CURRENT Monthly	[F] CURRENT Total		
1.3.087.09.050.07 - STS.1256: CENTRAL CONTROL	2,614,586	1	0	0	1	2,614,585	
87 - SURFACE TRACKWORK AND SYSTEMS (STS) CMODs	2,098,986	2,026,751	15,000	(143,668)	1,883,083	215,903	
1.3.087.89.040.02 - CMOD:STS.1256: SITE UTILITIES, UTILITY RELOCA	930,702	955,938	0	(143,668)	812,270	118,432	
1.3.087.89.040.03 - CMOD:STS.1256: HAZARDOUS MATERIALS	18,221	18,219	0	0	18,219	2	
1.3.087.89.040.08 - CMOD:STS.1256: TEMPORARY FACILITIES	1,053,547	1,052,594	15,000	0	1,052,594	953	
1.3.087.89.050.01 - CMOD:STS.1256: TRAIN CONTROL	96,516	0	0	0	0	96,516	
1.3.087.99.020.01 - STS.1256: AC: ALLOC CONTING	2,901,013	0	0	0	0	2,901,013	72
141 - CONSTRUCTION ADMINISTRATION	2,956,812	0	0	0	0	2,956,812	
1.3.141.97.080.04 - CONSTR.ADMIN:ALLOC CONTING	2,956,812	0			0	2,956,812	
142 - LEGAL/PERMITS	2,014,204	0	0	0	0	2,014,204	
1.3.142.01.080.06 - LGL.PRMTSF:LEGAL; PERMITS	2,014,204	0	0	0	0	2,014,204	
144 - STARTUP	8,300,329	0	0	0	0	8,300,329	
1.3.144.01.080.08 - STRT: STARTUP	6,941,907	0	0	0	0	6,941,907	
1.3.144.97.080.08 - STRTA: AC STARTUP ALLOC CONTIN	1,358,422	0			0	1,358,422	
151 - TEMPORARY LICENSE AGREEMENT	17,000	0	0	0	0	17,000	
1.3.151.01.080.06 - TEMP.LICPORARY LICENSE AGREEME	17,000	0	0	0	0	17,000	
170 - COMMUNICATIONS CONNECTIONS	5,757,629	0	0	0	0	5,757,629	
1.3.170.01.050.04 - COMM.CONNN:COMMUNICATION CONN	5,757,629	0	0	0	0	5,757,629	
181 - AON RISK INSURANCE CS 163	18,113,750	18,798,132	0	0	18,798,132	(684,382)	
1.3.181.01.040.08 - AON.CS163 AON RISK INS.	18,088,750	18,773,132	0	0	18,773,132	(684,382)	
1.3.181.01.080.03 - AON.CS171 AON RISK INS. STUDY	25,000	25,000	0	0	25,000	0	
191 - FARE COLLECTION CONTRACTOR	5,400,000	0	0	0	0	5,400,000	
1.3.191.01.050.06 - FARE.CONsul:FARE COLLECTION	5,400,000	0	0	0	0	5,400,000	
192 - THALES T&S CENTRAL CONTROL	487,972	50,000	0	0	50,000	437,972	
1.3.192.01.050.01 - THALES T&S ATCS	487,972	50,000	0	0	50,000	437,972	
202 - JOC2-022.0	63,938	0	0	0	0	63,938	
1.3.202.01.040.02 - JOC2-022:15&22 POTHOLING UTIL1 LGHT FNDS	63,938	0	0	0	0	63,938	
203 - JOC2-029.0	53,317	0	0	0	0	53,317	
1.3.203.07.040.02 - JOC0292-029: RELOCATE VAULTS-S	53,317	0	0	0	0	53,317	
302 - PG&E	1,988,173	3,956,983	0	0	3,956,983	(1,968,810)	
1.3.302.03.050.03 - PGE PERMANENT POWER UMS	(2,350,000)	0	0	0	0	(2,350,000)	
1.3.302.03.050.03 - PGE POWER FEED UMS	2,959,826	1,387,761	0	0	1,387,761	1,572,065	
1.3.302.04.050.03 - PGE PERMANENT POWER CTS	(2,350,000)	0	0	0	0	(2,350,000)	
1.3.302.04.050.03 - PGE POWER FEED CTS	2,959,826	0	0	0	0	2,959,826	
1.3.302.05.050.03 - PGE PERMANENT POWER YBM	(2,368,540)	0	0	0	0	(2,368,540)	
1.3.302.05.050.03 - PGE POWER FEED YBM	3,125,222	2,569,222	0	0	2,569,222	556,000	
1.3.302.09.050.03 - PGE POWER FEED STS	11,839	0	0	0	0	11,839	
331 - BAY AREA RAPID TRANSIT (BART)	951,356	60,455	0	0	60,455	890,901	
1.3.331.01.080.04 - CM:SFMTA LABOR-ENG SVCS-IRP/BART/SF	50,000	33,152	0	0	33,152	16,848	
1.3.331.01.080.06 - CM: BAY AREA RAPID TRANSIT (BART) [122A]	901,356	27,304	0	0	27,304	874,052	
333 - AMERICAN PUBLIC TRANSP. ASSOCIATION (APTA) CS-APTA	146,500	62,112	0	0	62,112	84,388	
1.3.333.01.080.03 - APTA:APTA - IRP [2G]	46,500	31,054	0	0	31,054	15,446	

[A] Cost Account Description	BUDGET	ACTUAL COSTS				[G] VARIANCE (B - F)	COST REPORT NOTES
	[B] October 2017 Budget (YOE)	[C] PRIOR MONTH Total	[D] PRIOR MONTH Monthly	[E] CURRENT Monthly	[F] CURRENT Total		
1.3.333.01.080.03 - APTA:APTA - IRP [2C]	100,000	31,058	0	0	31,058	68,942	
334 - BART FARE COLLECTION SYSTEM	700,000	0	0	0	0	700,000	
1.3.334.01.050.06 - BART:BART FARE COLLECTION EQP	700,000	0	0	0	0	700,000	
401 - ECONOMIC AND WORKFORCE DEVELOPMENT (EWD)	17,600	17,600	0	0	17,600	0	
1.3.401.01.080.04 - EWD: MAYORS OFFICE ECON DEV	17,600	17,600	0	0	17,600	0	
402 - DEPARTMENT OF TECHNOLOGY	242,371	237,534	0	0	237,534	4,837	
1.3.402.07.050.04 - DT:1UTL:COMM. CONNECTIONS	166,756	166,179	0	0	166,179	577	
1.3.402.08.050.04 - DT:2UTL:COMM.CONNECTIONS	75,615	71,354	0	0	71,354	4,261	
404 - DEPARTMENT OF BUILDING INSPECTION (DBI)	1,204,081	1,204,081	0	0	1,204,081	0	
1.3.404.01.080.06 - DPT OF BUILDING INSPECTION	1,204,081	1,204,081	0	0	1,204,081	0	
491 - FORM B - REIMBURSEMENT	(12,227,954)	0	0	0	0	(12,227,954)	
1.3.491.02.040.02 - FORMB - CONTRACT 1252 UTILITY REIMBUR	(254,050)	0	0	0	0	(254,050)	73
1.3.491.03.040.02 - FORMB - UMS:CONTRACT 1300 UTILITY REIMBURSEMENT	(528,370)	0	0	0	0	(528,370)	74
1.3.491.04.040.02 - FORMB - CTS:CONTRACT 1300 UTILITY REIMBURSEMENT	(451,703)	0	0	0	0	(451,703)	75
1.3.491.05.040.02 - FORMB - YBM:CONTRACT 1300 UTILITY REIMBURSEMENT	(100,000)	0	0	0	0	(100,000)	76
1.3.491.07.040.02 - FORMB - CONTRACT 1250 UTILITY REIMBUR	(2,275,419)	0	0	0	0	(2,275,419)	78
1.3.491.08.040.02 - FORMB - CONTRACT 1251 UTILITY REIMBUR	(7,618,412)	0	0	0	0	(7,618,412)	79
1.3.491.09.040.02 - FORMB - STS:CONTRACT 1300 UTILITY REIMBURSEMENT	(1,000,000)	0	0	0	0	(1,000,000)	80
TOTAL CONSTRUCTION PHASE	1,349,149,982	929,740,619	11,072,890	8,067,596	937,808,215	411,548,017	
1.4.091.01.070.01 - LRVS: LIGHT RAIL VEHICLES RFP [34B]	1,324,123	1,319,773	0	0	1,319,773	4,350	
1.4.091.01.070.01 - LRVS: LIGHT RAIL VEHICLES PROJECT MGT [68E]	828,009	828,009	0	0	828,009	0	
1.4.091.01.070.01 - LRVS: LRV PROCUREMENT ODC	25,000	0	0	0	0	25,000	
1.4.091.01.070.01 - LRVS: LRV PROCUREMENT	11,131,868	10,446,915	8,284,202	(1,996,350)	8,450,565	2,681,304	
1.4.091.97.070.01 - LRVA:AC: VEHICLES ALLOC CONTI	13,076,653					13,076,653	23
TOTAL VEHICLES	26,385,654	12,594,697	8,284,202	(1,996,350)	10,598,347	15,787,307	
1.5.015.01.060.01 - RE: EASEMENT ACQUISIT	400,000	322,939	0	0	322,939	77,061	
1.5.015.01.060.01 - RE: REAL EST SITE ACQ	15,955,637	14,307,667	0	0	14,307,667	1,647,970	
1.5.015.01.060.01 - RE: REAL ESTATE	766,272	766,272	0	0	766,272	0	
1.5.015.01.060.01 - RE: REC & PARK MOU	6,987,624	6,987,624	0	0	6,987,624	0	
1.5.015.01.060.01 - RE:-DEPT OF TRANSPOR	2,686,000	2,686,000	0	0	2,686,000	0	
1.5.015.01.060.01 - RE:-LICENSES FEES	400,000	381,311	0	0	381,311	18,689	
1.5.023.01.060.01 - ATTY:REAL ES	2,764,373	2,764,872	0	0	2,764,872	(499)	
1.5.101.01.060.02 - RES.RELO: RELOCATION COST	1,275,200	1,289,701	0	0	1,289,701	(14,501)	
1.5.102.01.060.02 - COMM.RELO-RELOC COMMERCIAL	905,311	1,119,729	0	0	1,119,729	(214,418)	
TOTAL ROW, LAND, EXISTING IMPROVEMENTS	32,140,418	30,626,116	0	0	30,626,116	1,514,302	
90 - CONTINGENCY	74,176,633	0	0	0	0	74,176,633	
1.7.500.91.090.00 - UNALLOCATED CONTINGENCY	9,005,903					9,005,903	81
TOTAL ALLOCATED CONTINGENCY	65,170,730					65,170,730	
TOTAL PROJECT COST	1,578,300,004	1,133,454,444	19,357,092	6,071,246	1,139,525,690	438,980,565	

Connecting people. Connecting communities.

7.1 Program Project Budget	
1	The Central Subway Project (CSP) (SFMTA Capital Program CPT 544) is defined in the FTA-SFMTA October 2012 Full Funding Grant Agreement with a budget of \$1.578 billion.
2	The TBM Retrieval Shaft Relocation (SFMTA Capital Program CPT 690) is one of four capital projects that is related to CSP. These projects are reported for background information as needed outside of the main body of the Project Monthly Progress Report.
3	The Chinatown Plaza (CPT 718) is for Chinatown Station enhancement capital project. The project has funding outside of the Central Subway Project. The construction is carried out in Contract 1300 Contract Modifications.
4	CPT 665 is a Real Estate project to relocation in compliance with California regulations for business relocations but outside of the Central Subway Project as defined by the FTA FFGA.
5	CPT 705 is an SFMTA capital improvement between the Agency and community stakeholders outside of the Central Subway Project.
6	Utility company reimbursements (Form B) result in funds received for work carried out on behalf of utilities concurrent to CSP work to achieve efficiencies.
7	PG&E Power Feed reimbursement funds are the refunds from PG&E when completion of Stations construction and switch to permanent power.
8	BART Elevator funds are reimbursements for work carried out on behalf of BART to install BART Powell Street Station elevator.
9	The Tutor Perini - CAD Files funds are the result of payments by the contractor for project documentation not included in the contract.
10	SFPUC Sewer Main funds are reimbursements for work carried out on behalf of San Francisco PUC (includes 10% construction contingency).
11	Traffic Effectiveness Project funded Contract Modification #40 for Culvert, Street & Sidewalk Restoration in North Beach are reimbursements for work carried out in Contract 1252 on behalf of SFMTA SSD.
12	SFPUC 24" Water Main funds are reimbursements for work carried out in Contract 1252 Contract Modification #41 on behalf of San Francisco PUC (includes construction management cost).
13	SFPUC North Beach 24" Water Main Additional Work funds are reimbursements for work carried out in Contract 1252 Contract Modification #48 on behalf of San Francisco PUC (includes construction management cost).
14	CN1300 Contract Modification #6 is funded by Chinatown Plaza (CPT 718) project.
15	Traffic Effectiveness Project funded Contract Modification #51 for support for North Beach Restoration, OCS and Streetlighting which are reimbursements for work carried out in Contract 1252.
16	Public Works' funds are for reimbursements for work carried out on behalf of Public Works MOU for Water Line above YBM Station.

Connecting people. Connecting communities.

7.4 Contingency Management Trend Report

17	In Oct 2014 Report, updated Contract 1250 contract cost to segregate contract amount and contract modification amount. Note that September 2013 Supplemental Authorized Contingency "column f" did not include completed contract.
18	In Oct 2014 Report, updated Contract 1251 contract cost to segregate contract amount and contract modification amount. Note that September 2013 Supplemental Authorized Contingency "column f" did not include completed contract.
19	Contract 1252 Original Contract Value "column a" and Original Contingency "column f" did not match September 2013 Supplemental due to Supplemental were used the revised value to reflect Contract Modifications #3-#18. Reduced Contract 1252 contingency to reflect CMod #20 for retrieval shaft relocation cost \$5.15M funded by CPT690, CMod #40 for Culvert, Street & Sidewalk Restoration cost \$694,651 funded by Traffic Effectiveness Project (TEP), and CMod #41 for install 24" Water Main in North Beach cost \$328,860 funded by SFPUC. In August 2015 report, release \$15M CN1252 Tunnel assigned contingency to program unallocated contingency. In March 2106 report, reduced Contract 1252 contingency by \$377,435 cost to reflect certification of five CMODS. CMod#49, #52 and #53 total \$221,967 are funded by CPS. CMod#51 Support for North Beach Restoration, OCS and Streetlighting cost of \$155,468 is being funded by TEP. Released \$155,468 CN1252 allocated contingency to program's unallocated contingency. In May 2016 report, reduced Contract 1252 contingency by \$185,913 cost to reflect certification of two CMODS. In July 2016 report, increased Contract 1252 contingency by \$15,259 cost to reflect certification of one CMOD. In October 2016 report, increased Contract 1252 contingency by \$319,658 to reflect certification of three credit CMODS.
20	BART Elevator scope and SFPUC Sewer Main scope is in Contract 1300; effort will be funded by BART. In January 2015 Report, corrected Station Contract value to match awarded amount.
21	In March 2016 Report, lowered Contract 1300 Stations CTS contingency by \$75,000 because Contract Modification #6 was funded by Project CPT718. In Nov 2016 report, reversed moving contingency.
22	In April 2015 report, real estate budget stated in RAMP Rev5 is \$36.7M, including \$1M contingency. The cost workbook ROW & contingency budget reflects this with \$36,511,799 and \$1,000,000 respectively. Revised cost book ROW budget & contingency to be \$37,511,799. The \$4,265,478 Caltrans lease savings is allocated to ROW allocated contingency. In February 2017, released \$5,265,478 from completed phase Real Estate assigned contingency to program unallocated contingency.
23	In Dec 2014 Report, redistributed LRV budget to reflect recent firm bid cost per vehicle (\$3,327,250/unit) from vehicle procurement contract award. (SFMTA Board meeting 15JUL14, calendar item #11). Vehicle line item total budget remains unchanged, redistributed fund by reducing base amount to \$13,309,000, column "c" and increased allocated contingency column "h", by same amount.
24	In Oct 2014 Report, made two corrections: i) revised Professional Services, Original Contract Value "column a" from \$310,518,041 to \$310,618,041, ii) revised Original Cogency. "column f" unallocated contingency from \$3,883,481 to \$3,845,945. In April 2015 report, used \$500K program contingency for CS-175 Bayland Soil Process contract. In August 2015 Report, added \$15M from Contract 1252. In March 2016 Report, the \$155,468 costs funded by other project offset credits added to program's unallocated contingency. In August 2016 Report, used \$15M to UMS contingency and \$5M to CTS contingency. In February 2017, increased \$5,265,478 from real estate contingency to program unallocated contingency and used \$1M for CN1300 Job Readiness Program contract.

Connecting people. Connecting communities.

25	The total Central Subway Project budget of \$1.578 billion, based on the October 2012 FFGA with the FTA, is the primary MPR report reference.
26	Estimate at Completion is shown at Column "e".
27	Estimate at Completion vs. Budget variance is shown at Column "k".

7.5 Contract Modification/Trend Log - Contract 1300 Stations

28	Reported all trend cost for Contractor Change Order Requests and Proposed Contract Change and applied probability to forecasted trends. In April 2016 Report, reviewed probability formula and adjusted cost. In May 2017, updated probability formula and adjusted cost.
----	---

7.6 Budget Revisions: Report Sorted by Construction Packages

29	In Dec 2014 Report, reduced CN1252 allocated contingency by \$28K to execute Contract Modification #46, see Report 7.5 Detail Contingency Usage Report. In August 2015 report, release \$15M CN1252 Tunnel assigned contingency to program unallocated contingency. In March 2016 report, five contract modifications certified totaling \$377,435 of which \$155,468 is using another source of funding. Released \$155,648 from CN1252 Tunnel assigned contingency to program unallocated contingency. In May 2016 Report, reduced CN1252 allocated contingency by \$186K to execute Contract Modification #54 and #55, see Report 7.5 Detail Contingency Usage Report. In October 2016 Report, increased CN1252 allocated contingency by \$319,658 to execute three contract modifications (#57, #58 and #59), see Report 7.5 Detail Contingency Usage Report.
30	In February 2017 report, initiated budget from program unallocated contingencies for CN1300 Job Readiness Program. CN1300 Job Readiness Program budget was part of CN1300 base value, a deduction contract modification will lower CN1300 contract value.
31	In April 2015, initiated budget from program unallocated contingencies for CS-175 Bayland Soil Process contract, refer to Note 20.
32	In February 2017, released completed phase real estate assigned contingency \$5,265,478 to program unallocated contingency.
33	In Dec 2014 Report, redistributed LRV budget to reflect recent firm bid cost per vehicle (\$3,327,250/unit) from vehicle procurement contract award. (SFMTA Board meeting 15JUL14, calendar item #11). Vehicle line item total budget remains unchanged, redistributed fund by reducing base amount to \$13,309,000 and increased allocated contingency by same amount.
34	In October 2016 report, 1252 program contingency increased by \$319,658 due to execution of three contract modifications as credit offsets. In November 2016 report, took away \$75,000 funding from program's unallocated contingency and moved to CTS allocated contingency. In February 2017 report, initiated budget from program unallocated contingencies for CN1300 Job Readiness Program. CN1300 Job Readiness Program budget was part of CN1300 base value, a deduction contract modification will lower CN1300 contract value. Also released \$5,265,478 assigned real estate contingency to program unallocated contingency. In June 2017, initiated budget from Contract 1251's contract value (true final administrative close out cost) to program unallocated contingency, a deduction contract modification that lowered CN1251's contract value by \$125,501.

Connecting people. Connecting communities.

35	In April 2015 report, program contingency decreased by \$500,000. In August 2015 report, release \$15M CN1252 Tunnel assigned contingency to program unallocated contingency. In March 2016 report, released \$155,468 from Contract 1252 Tunnel assigned contingency and \$75,000 from Contract 1300 Stations assigned contingency totaling \$230,956. In August 2016, released a total of \$20M unassigned contingency to assigned contingency; \$15M to CN1300 UMS station and \$5M to CTS station. In February 2017 report, initiated budget from program unallocated contingencies for CN1300 Job Readiness Program. CN1300 Job Readiness Program budget was part of CN1300 base value, a deduction contract modification will lower CN1300 contract value. Also released \$5,265,478 assigned real estate contingency to program unallocated contingency. In July 2017, increased program unallocated contingency by \$125,501 due to CN1251's revised contract value.
----	--

7.7 Budget Expenditures by SCC Codes

36	In March 2017, added new columns for "Supplemental 2013 Budget" and "Remaining Budget". In April, added new column for "Contingency". In May 2017, added new column for "Report Note". In May 2017, breakdown the combined SCC codes 10 to 50 into individual row for 10, 20, 40, 50 categories. Assigned SCC code to all CN1300 potential changes. Contract 1300 Station assigned contingency SCC are 20.01 and 20.03. The budget transfer is using assigned contingency to process contract modifications. In June 2017, adjusted and realigned SCC codes.
----	--

7.9 Detail Monthly Expenditure Report

Phase 1 Preliminary Engineering

37	In February 2017, line item budget was adjusted to line-up expenditures. Famis cost for Preliminary Engineering (PE) is \$48,210,903.71. Cost Report for Preliminary Engineering (PE) is \$46,542,060. Some Design cost reported in Famis were moved to Design Phase.
----	---

Phase 2 Design Phase

38	Famis cost adjustment to transfer Project Management cost from July 2013 to Phase 3 Construction Phase.
39	Famis Phase 1 PE Index Code: 357906.CPT5441112 cost is \$10,222,939 \$8,949,300 is reported in Cost Report Phase 1 PE and the balance of \$1,273,639 is reported in Phase 2 Design.
40	1.2.021.01.080.03 - FD:CTYCO-ARTS COMMISSION [357909ART001.CPT5441227]: FAMIS: \$1,425,167 Cost Report: \$1,425,167 cost is reported in Phase 2 Design, 1.2.021.01.080.03 Cost Transfer: Remaining cost is reported in Phase 3 Construction, 1.3.021.01.080.03 - ARTS:CTYCO-ARTS COMMISSION [357909ART001.CPT5441227]
41	In December 2016 Report, Central Subway Project has re-activated CSA Audit Work Order to perform overhead audit for three consultant forms.

Connecting people. Connecting communities.

42	1.2.055.01.080.02 - FD:ODCs - 651 BRANNAN STREET [35CPT5441241.CPT5441241]: FAMIS: \$2,294,910 Cost Report: \$2,294,910 1.2.055.01.080.02 Cost Transfer: Future costs to be allocated to 1.3.055.01.080.02 - FD:ODCs - 651 BRANNAN STREET [35CPT5441241.CPT5441241]
43	1.2.063.01.080.03 - AECOM.CS149 OM-EPC JV CS149-PM [68CPT544133D.CPT544133D]: FAMIS: \$4,698,167 Cost Report: \$4,698,167 on 1.2.063.01.080.03 Cost Transfer: Future costs to 1.3.063.01.080.03 - AECOM.CS149 OM-EPC JV CS149-PM [68CPT544133D.CPT544133D]
44	AVA Cost \$395,204 is reported in Phase 2 Final Design 1.2.066.01.080.03
45	In January 2017 Report, remove variance amount of (\$920,555) that was incorrectly reported in August 2016.
46	1.2.071.01.080.02 - FD:FINAL DESIGN-DP1 [35CPT5441232.CPT5441232]: FAMIS: \$5,608,147 Cost Report: \$5,469,336 Cost Transfer: \$138,811 to 1.3.071.01.080.04 - FD:FINAL DESIGN-DP1 [35CPT5441232.CPT5441232]
47	1.2.072.01.080.02 - FD:FINAL DESIGN-DP2 [35CPT5441233.CPT5441233]: FAMIS: \$26,268,511 COST REPORT: \$26,220,609 COST TRANSFER: \$47,902 to 1.3.072.01.080.04 - FD:FINAL DESIGN-DP2 [35CPT5441233.CPT5441233]
48	1.2.073.01.080.02 - FD:FINAL DESIGN-DP3 [35CPT5441236.CPT5441236]: FAMIS: \$11,502,372 COST REPORT: \$11,432,312 COST TRANSFER: \$70,060 to 1.3.073.01.080.04 - CM: DP3 [35CPT5441236.CPT5441236]

Phase 3 CONSTRUCTION PHASE	
49	1.3.021.01.080.03 - ARTS:CTYCO-ARTS COMMISSION [357909ART001.CPT5441227]: FAMIS: \$1,525,982 Cost Report: \$1,425,167 1.2.021.01.080.03 Cost Transfer: any future costs to 1.3.021.01.080.03
50	In January 2017 Report, revised SCC Code from 1.2.032.02.080.02 -1424J-BOE LABOR [PWE1X5MPFUNA.CPT544112B112] to 1.3.032.06.080.04 to correct incorrect SCC assignment for DPW support to construction phase.
51	In January 2017 Report, revised SCC Code from 1.2.032.02.080.02 -1424J-BOE LABOR [PWE1X5MPFUNA.CPT544112C112] to 1.3.032.06.080.04 to correct incorrect SCC assignment for DPW support to construction phase.
52	In January 2017 Report, revised SCC Code from 1.2.032.02.080.02 -1424J-BOE LABOR [PWE1X5MPFUNA.CPT544112D112] to 1.3.032.06.080.04 to correct incorrect SCC assignment for DPW support to construction phase.

Connecting people. Connecting communities.

53	In January 2017 Report, revised SCC Code from 1.2.032.02.080.02 -1424J-BOE LABOR [PWE1X5MPFUNA.CPT544112E112] to 1.3.032.06.080.04 to correct incorrect SCC assignment for DPW support to construction phase.
54	In January 2017 Report, revised SCC Code from 1.2.032.02.080.02 -1424J-BOE LABOR [PWE1X5MPFUNA.CPT544112F112] to 1.3.032.06.080.04 to correct incorrect SCC assignment for DPW support to construction phase.
55	In January 2017 Report, revised SCC Code from 1.2.032.02.080.02 -1424J-BOE LABOR [PWE1X5MPFUNA.CPT544112G112] to 1.3.032.06.080.04 to correct incorrect SCC assignment for DPW support to construction phase.
56	1.3.055.01.080.02 - FD:ODCs - 651 BRANNAN STREET [35CPT5441241.CPT5441241]: FAMIS: \$2,294,910 Cost Report: \$2,294,910 1.2.055.01.080.02 - FD:ODCs - 651 BRANNAN STREET [35CPT5441241.CPT5441241] Cost Transfer: Future costs to be allocated to 1.3.055.01.080.02
57	1.3.063.01.080.03 - AECOM.CS149 OM-EPC JV CS149-PM [68CPT544133D.CPT544133D]: FAMIS: \$4,698,167 Cost Report: \$4,698,167 on 1.2.063.01.080.03 Cost Transfer: Future costs to 1.3.063.01.080.03 - AECOM.CS149 OM-EPC JV CS149-PM [68CPT544133D.CPT544133D]
58	In February 2017, transferred \$1,060,000 from programs unallocated contingency to initiate CN1300 JOB READINESS contracts, (cost account code 1.3.064.06.040.08). A deductive Construction Modification to CN1300 will process.
59	Used \$500K program contingency for CS-175 Bayland Soil Process contract. Refer to Report Notes #20.
60	1.3.071.01.080.04 - FD:FINAL DESIGN-DP1 [35CPT5441232.CPT5441232]: FAMIS: \$5,608,147 Cost Report: \$5,469,336 Cost Transfer: \$138,811 to 1.3.071.01.080.04 - FD:FINAL DESIGN-DP1 [35CPT5441232.CPT5441232]
61	1.3.072.01.080.04 - FD:FINAL DESIGN-DP2 [35CPT5441233.CPT5441233]: FAMIS: \$26,268,511 COST REPORT: \$26,220,609 COST TRANSFER: \$47,902 to 1.3.072.01.080.04 - FD:FINAL DESIGN-DP2 [35CPT5441233.CPT5441233]
62	Contract 1251 Final cost is \$20,794,582.
63	In March 2016, July 2016 and October 2016, contract 1252 modifications budget and actuals have been realigned and adjusted to reflect actuals costs.
64	In March 2016, July 2016 and October 2016, contract 1252 modifications budget and actuals have been realigned and adjusted to reflect actuals costs.
65	Revised Contract 1252 allocated contingency SCC code from 040.08 to 010.07.
66	In July 2015 Report, used Contract 1300 Contractor schedule to report budget and actual cost. The Standard Cost Categories (SCC) allocation changed from previous reports. In August 2015 Report, adjusted some of Contract 1300 Contractor SCC assignment to match most of previous SCC assignment. In March 2016, \$75,000 Cmod#6 subtracted from CN1300 Stations contingency (using CPT718 funding) and transferred to Program contingency; this lead to the total CN1300 Station budget being lowered.

Connecting people. Connecting communities.

67	Revised Contract 1300/UMS allocated contingency SCC code from 040.08 to 020.03.
68	In March 2016 Report, reduced Contract 1252 contingency by \$377,435 cost to reflect certification of five CMODS.
69	Revised Contract 1300/CTS allocated contingency SCC code from 040.08 to 020.03.
70	Negative Current or Prior Monthly expenditure is due to replenish allowance expenses by approved Contract Modifications.
71	Revised Contract 1300/YBM allocated contingency SCC code from 040.08 to 020.03.
72	Revised Contract 1300/STS allocated contingency SCC code from 040.08 to 020.01.
73	Revised Form B Reimbursements SCC code from 900.01 to 040.02
74	Revised Form B Reimbursements SCC code from 900.01 to 040.02
75	Revised Form B Reimbursements SCC code from 900.01 to 040.02
76	Revised Form B Reimbursements SCC code from 900.01 to 040.02
77	Revised Form B Reimbursements SCC code from 900.01 to 040.02
78	Revised Form B Reimbursements SCC code from 900.01 to 040.02
79	Revised Form B Reimbursements SCC code from 900.01 to 040.02
80	Revised Form B Reimbursements SCC code from 900.01 to 040.02
81	Increase Program contingency \$1,023,508. Refer to Report Notes #11 and #12. In April 2015 report, program contingency decreased by \$500,000. Refer to Report Notes #20. In August 2015 report, release \$15M CN1252 Tunnel assigned contingency to program unallocated contingency. In March 2016 report, program unallocated contingency increased by \$230,468. In August 2016, released \$20M to CN1300 Construction assigned contingency from program unallocated contingency. In February 2017, used \$1,060,000 for CN1300 Job Readiness Program from unallocated contingency, refer to Note 31. Also, released \$5,265,478 assigned real estate contingency to program unallocated contingency, refer to Note 33.

Appendix B

DETAIL SCHEDULE REPORTS

SCHEDULE HIGHLIGHTS

The Master Project Schedule (MPS) below includes progress through October 2017. The October 2017 Schedule Update submittal from Contract 1300 Contractor was not submitted as the CN1300 Contractor has not provided the updated corrections to their June, through September 2017 Schedule Updates. The Contract 1300 schedule represented in this report is based on the SFMTA October 2017 Schedule Update.

The MPS shows a forecast Revenue Service Date of December 2019.

The controlling critical (longest) path of the MPS runs through CTS Excavation succeeded by Headhouse Concrete work, Electrical activities, STS Startup & Testing, Commissioning and Pre-Revenue Activities to the Baseline Finish and Revenue Service Date. See Appendix B – Longest Path. The latest schedule shows the longest path running through the Chinatown Station (CTS). Contractor is required to implement a Recovery Schedule to put the Project back on schedule.

Schedule Contingency is fully utilized on the critical path of the MPS, which is below the Minimum Schedule Contingency level of 6 months. A schedule re-evaluation will be performed, utilizing the updated Contract 1300 Schedule. Recovery options are being implemented in key areas as work proceeds. SFMTA continues to meet with Contractor to discuss all schedule concerns and comments. Excavation and Support of the Top Center Drift, Center Bench and Invert Steps of the South Platform Cavern continues. Despite expected ground conditions as described in the GBR, TPC's mining productivity has not been as planned. In an effort to recover some lost time, the Engineer of Record authorized a change of working sequence allowing TPC to perform South Drift excavation of the Crossover prior to completing the South Platform Cavern excavation. These changes allowed Contract 1300 Schedule to maintain the current forecasted Revenue Service Date of 10 December 2019 for the fifth month without additional delay.

Contract 1300 Contractor submitted thirty four (34) Schedule Updates from December 2014 to September 2017. SFMTA rejected twenty (20) Schedule Updates from January 2016 to April 2016 and June 2016 to September 2017 due to multiple and repetitive issues that vary from incorrect working sequences to unrealistic forecasted completion dates to artificially steering the schedule longest path through certain portions of the project. SFMTA approved as noted December 2014 through December 2015, and May 2016 Schedule Updates. Contractor has been directed to develop a Recovery Schedule as required by Contract to mitigate the current forecasted project delay. The 18 month "gap" of missing Schedule Updates at the beginning of the job has interfered with efficient resolution of Contractor's assertions of Unavoidable Delay to the project-wide Substantial Completion date, which is additionally impacting the Contractors review of options for schedule recovery.

Contract 1300 - WP1253 UMS / WP1254R CTS / WP1255 YBM / WP1256 STS:

The Contractor, Tutor Perini Corporation's (TPC) baseline schedule is incorporated into the master program schedule. The preliminary SFMTA Contract 1300 October 2017 schedule is used within the October Report. The SFMTA Contract 1300 October 2017 schedule is based on the approved baseline schedule logic with adjustments made for fixing retained logic and lags. The SFMTA will continue to use the SFMTA Contract 1300 schedule update as a forecasting

tool going forward until the Contract 1300 Contractor submits an acceptable schedule that addresses all of SFMTA scheduling concerns.

Work Package P-1254R (CTS) has performed the following work this month:

- Excavated headhouse to 16' below Temp Level 5 walers and struts
- 95% completed excavation and support for Platform Cavern North (PCN) Center Drift (top heading, bench, invert)
- 80% completed on Cross Over Cavern (COC) Left Side Drift
- Completed on COC Right Side Drift (top heading and invert)
- 30% completed COC Center Drift (top heading, bench, invert)
- Continued street work (minor), ongoing monitoring and surveying
- Completed barrel vault installation for PCN
- 40% completed barrel vault installation for COC (through Reach 1, 2, and 3 of 7)

Work Package P-1254R (CTS) will perform the following work next month

- Platform Cavern North – complete center drift top heading, bench, and invert
- Begin placing smoothing layer of shotcrete for PCN
- Cross Over Cavern – complete Left Side Drift Top Heading and Invert
- Cross Over Cavern – continue Center Drift Excavation (top heading, bench, and invert)
- Complete compensation grouting

Activity ID	Activity Name	2017			2018			
		Oct	Nov	Dec	Jan	Feb	Mar	Apr
CENTRAL SUBWAY PROJECT								
Construction Phase								
Construction CN-1300								
Construction CTS Station P-1254R								
CTS 03 11 00 c	CTS_Fabricate: Deck Formwork							
CTS.31.71.670	Excavate & Construct Right Sidewall & Headwall 268 Lf							
CTS.33.51.110	CTS_Perform: Utilities: Gas Line Washington/Stockton							
CTS.31.20.130	Excavate for Temp Level 1 Struts							
CTS.31.43.140	CTS_Compensation Grouting - As Required							
CTS.33.31.300V	CTS_Backfill & Complete Permanent Sewer Work In Washington St.							
CTS.31.71.630	Demo Sidewalls & Repair Headwall South Platform Cavern 176Lf							
CTS.31.71.520	Initial Excavation & Support - South Emergency Egress Tunnel							
CTS.31.50.140	Install Temp Level 1 Struts & Wales & Preload							
CTS.31.71.660	Excavate & Construct Left Sidewall & Headwall 268 Lf							
CTS 26 05 73 d1	CTS_ Elect: O/C Protective Device Coord Study Gather Power System Data							
CTS.31.71.530	Complete Excavation & Support - South Emergency Egress Tunnel							
CTS.31.20.110	Excavate for Compensation Grout Tubes							
CTS.32.13.270	Re-open Washington Street							
CTS 08 06 71 c	CTS_Manufacture: Door Hardware							
CTS 08 85 00 d1	CTS_Construct: Luminous Ceilings Mockup							
CTS 07 43 53 e1	CTS_Prepare In-Place: Glass Wall Panels Mockup							
C3.745V	CTS_SU Drill & Install Dewatering Wells - In Stockton St - 24 ea							
CTS 26 05 73 e1	CTS_ Elect: O/C Protective Device Coord Study Perform Fault Current Study							
CTS.31.43.120	CTS_Install Compensation Grout Tubes & Pretreat - South Of Washington St							
CTS.31.71.475	Excavation / Support Center Bench Invert & Construct Headwall for North Platform							
CTS.31.74.870	Final Lining South Emergency Egress Tunnel							
CTS 23 05 48 c	CTS_Manufacture: Noise,Vibration,Seismic Control							
CTS.31.43.130	CTS_Install Compensation Grout Tubes & Pretreat - North Of Washington St							
C.3.880	South Emergency Egress Tunnel M.E.P							
CTS.31.71.485	Demo Sidewall, Repair Headwall for North Platform Cavern Excavation							
CTS 26 05 73 f1	CTS_ Elect: O/C Protective Device Coord Study Perform Coordination Study							
CTS.32.13.270	Re-open Washington Street							
CTS.33.11.220	CTS_Complete Water Distribution - Washington St							
CTS 09 24 00 d1	CTS_Prepare: Veneer Plastering Mockup							
CTS 09 67 00 h1	CTS_Prepare: Terrazzo Stair Mockups							

Work Package P-1253 (UMS) has performed the following work this month:

- Platform Station: Continued construction of wale encasements at Platform and Mezzanine levels
- Emergency exit stairs 3 and 4: Continued F/R/P for walls, stairs, and landings
- North Concourse: Continued HVAC shaft construction including wale encasement and wall construction at Fan Level. F/R/P permanent struts and deck slabs at Concourse level
- South Concourse: Continued escalator ramp walls and slab transition
- Ellis Street: Continued pavement restoration work at Ellis Street

Work Package P-1253 (UMS) will perform the following work next month:

- Platform Station: Continue construction of wale encasements at Platform and Mezzanine Levels. Commence scallop wall constructions at Platform level
- Emergency exit stairs 3 and 4: Complete structural work including surface restoration

- North Concourse: Complete structural work at Fan level and Concourse level
 - South Concourse: Commence topping slab to escalator slab
- Ellis Street: Complete pavement restoration of Ellis Street including Market/Stockton sidewalks

Activity ID	Activity Name	2017			2018			
		Oct	Nov	Dec	Jan	Feb	Mar	Apr
CENTRAL SUBWAY PROJECT								
Construction Phase								
Construction CN-1300								
Construction UMS Station P-1253								
UMS.12.10.9010	UMS_Initiate Art work Project Kick Off meeting- Suspended Stainless Scroll Sculp							
UMS.12.10.9020	UMS_Initiate Art work Project Kick Off meeting- Suspended Composite Acrylic/ GI							
UMS.12.10.9030	UMS_Initiate Art work Project Kick Off Meeting- Graphics for Glass Roof System/							
UMS.32.12.0100	UMS_Pave -Stockton/Market Intersection							
UMS.RES8.2	UMS-Temporary Resource Activity For Transfer to V8.2 DO NOT DELETE !!!!!!!							
UMS.31.50.0780	UMS_Backfill, Install Utilities & Restore Street North Of Geary							
UMS.03.37.0700	UMS_Install Drain Pipe & Grout Fill Void Between Piles - Roof To Concourse Lev							
CN1300-CM-076	UMS_CN_Install HVAC Supply Air Duct & Grilles (In Union Square Garage Lvl 2)							
UMS.07.13.0206	UMS_Install Waterproofing System - Exterior Walls to Platform Strut Level - Pour							
UMS.31.20.1345	UMS_Remove Temporary Struts & Wales For South Concourse Escalator							
UMS.03.30.1001	UMS_Rebar/ Exterior Walls - Invert to Platform Strut Level - Pour #1							
CN1300-CM-096	UMS_CN_Install HVAC Air Duct Risers to Conc Duct Below							
CN1300-CM-086	UMS_Demo Garage Roof Slab							
UMS 08 88 10 a0	UMS_Convene PreConstruction Meeting - Fire Rated Glass Floor							
UMS.07.13.0207	UMS_Install Waterproofing System - Exterior Walls to Platform Strut Level - Pour							
UMS.23.73.0315	UMS_CN_Install Air Cooled Condensing Unit #2							
UMS.03.30.1001a	UMS_Form/East Exterior Wall - Invert to Platform Strut Level - Pour #1							
UMS.03.30.1001b	UMS_Form/ West Exterior Wall - Invert to Platform Strut Level - Pour #1							
UMS.03.30.1002	UMS_Rebar/ Exterior Walls - Invert to Platform Strut Level - Pour #2							
UMS.03.30.1011b	UMS_Place Concrete / West Exterior Architectural Walls - Invert to Platform Strut							
UMS.03.30.1011a	UMS_Place Concrete / East Exterior Architectural Walls - Invert to Platform Strut							
CN1300-CM-066	UMS_CN_Install HVAC Air Duct Risers to Lvl 3 (In Union Square Garage Lvl 2)							
UMS.03.30.1002a	UMS_Form/ East Exterior Wall - Invert to Platform Strut Level - Pour #2							
UMS.03.30.1002b	UMS_Form/ West Exterior Wall - Invert to Platform Strut Level - Pour #2							
CN1300-CM-106	UMS_Complete Demo South Headwall							
UMS.03.30.1003	UMS_Rebar/ Exterior Walls - Invert to Platform Strut Level - Pour #3							
UMS.03.30.1012b	UMS_Place Concrete / West Exterior Architectural Walls - Invert to Platform Strut							
UMS.03.30.1012a	UMS_Place Concrete / East Exterior Architectural Walls - Invert to Platform Strut							
UMS.31.43.150	UMS_Compensation Grouting - As Required							
UMS.08.62.0140	UMS_Install Laminated Glass Roof Walk System Garage Terrace Level							
UMS.23.73.0325	UMS_CN_Install Air Cooled Condensing Unit #3							
UMS.03.30.1003a	UMS_Form/ East Exterior Walls - Invert to Platform Strut Level - Pour #3							
UMS.03.30.1003b	UMS_Form/ West Exterior Walls - Invert to Platform Strut Level - Pour #3							
UMS.03.30.1004	UMS_Rebar/ Exterior Walls - Invert to Platform Strut Level - Pour #4							
UMS.03.30.1013b	UMS_Place Concrete / West Exterior Architectural Walls - Invert to Platform Strut							
UMS.03.30.1013a	UMS_Place Concrete / East Exterior Architectural Walls - Invert to Platform Strut							

Work Package P-1255 (YBM) has performed the following work this month:

- Continued to replace the force main and AWSS at 4th & Howard
- Continued to investigate utility conflicts for 36" force main at Howard ongoing
- Poured handicap ramp and sidewalk at 4th and Folsom
- Continued Stair 4 shoring and excavation
- 80% completed on electrical rough-in on Mezzanine – Station box
- 60% completed on electrical rough-in on Concourse – Station box
- Completed F/R/P Platform walls, installed metal decking and Platform deck rebar
- Completed Under Platform MEP rough-in
- 60% completed on electrical rough-in on Headhouse-Invert
- Stripped Stair 6 wall forms (Headhouse Invert)
- Continued F/R/P Headhouse Concourse deck

- Began MEP Rough-in at Headhouse-Concourse
- Began F/R/P Stair 5 at Headhouse-Concourse

Work Package P-1255 (YBM) will perform the following work next month:

- Continue utility work at intersection of 4th & Folsom and 4th & Howard
- Complete Stair 4 shoring and excavation
- F/R/P Stair 4 footing rebar
- Continue working on Stair 4 walls
- Place PG&E and AT&T utilities in Stair 4 area per PCC 159
- Complete electrical on Mezzanine – Station Box
- Pour topping slab Mezzanine – Station box
- Continue electrical rough-in on Concourse, pour Station Concourse topping slab
- Complete F/R/P of platform walls
- F/R/P Stair 1 Walls (Station Platform)
- Install Elevators 1 and 2 (Station Platform)
- Install Escalators 1 and 2 (Station Platform)
- Begin Rough-in Fire Sprinkler (Headhouse Invert)
- Continue F/R/P Headhouse-Concourse deck
- Begin MEP rough-in at Headhouse-Concourse
- Begin F/R/P Stair 6 at Headhouse-Concourse

Activity ID	Activity Name	2017			2018			
		Oct	Nov	Dec	Jan	Feb	Mar	Apr
CENTRAL SUBWAY PROJECT								
Construction Phase								
Construction CN-1300								
Construction YBM Station P-1255								
YBM.03.11.00.c	YBM_Pre-Fabricate: Formwork (03.11.00)							
YBM.OTHER.FUNDI	YBM.OTHER.FUNDING							
YBM.31.20.280	Excavate/ Remove existing Utilities East Side Roof Slab							
YBM.34.22.0350	YBM_UP_Install: Elect: Pull Negative Feeder Cable, Coil & Protect(Traction Pow							
YBM.33.11.760	Form/Rebar Pour East Half Roof Slab Pour 2							
YBM.33.11.770	Form/Rebar Pour East Half Roof Slab Pour 3							
YBM.33.11.810	Form/Rebar Pour East Half Roof Slab Pour 1							
YBM.33.11.780	Form/Rebar Pour East Half Roof Slab Pour 4							
YBM.03.30.1120	F/R/P Station Concrete walls above Platform, GL 00-02							
YBM.03.30.1140	F/R/P Station Concrete Stair #8, Platform, GL 00-01							
YBM.07.14.790	Waterproofing/ Test @ East Half Roof Slab							
YBM.03.30.1680	Form/Rebar Pour East Half Roof Slab Pour 5							
YBM.03.30.830	2" Protective Concrete Pour/ Cure East Half Roof Slab							
YBM.03.30.1160	F/R/P Concourse Level Columns							
YBM.34.21.1005	YBM_PL 001 Station Platform: Install - Traction Power Box PS01 @ NB Track - S							
YBM.34.21.1045	YBM_PL 001 Station Platform: Install - Traction Power Box PS03 @ SB Track - Se							
YBM.34.21.1025	YBM_PL 001 Station Platform: Install - Traction Power Box PS02 @ SB Track - S							
YBM.33.11.800	Form/Rebar Pour East Half Roof Slab Pour 6							
YBM.03.30.1110	F/R/P Station Concrete Platform, GL 06-11							
YBM.03.30.1450	FRP Stair #2 from Platform to Concourse Level							
YBM.03.30.1490	Seismic Joints- Platform Level, Station (North and south wall at Tunnel)							
YBM.34.21.0955	YBM_PL 001 Station Platform: Install - Traction Power PS05 @ NB Track - Sect							
YBM.34.21.0945	YBM_PL 001 Station Platform: Install - Traction Power PS06 @ SB Track - Sect							
YBM.34.21.1055	YBM_PL 001 Station Platform: Install - Traction Power Box PS04 @ NB Track - S							
YBM.03.30.1150	F/R/P Station Concrete Stair #9, Platform, GL 10-11							
YBM.03.30.1170	F/R/P Walls Concourse Level- Headhouse along Slurry walls							
YBM.12.10.120	YBM_Initiate Art work Project Kick Off meeting- Granite Art Panels- Concourse Lt							
YBM.08.85.00.d1	YBM_Construct: Luminous Ceilings Mockup							
YBM.07.43.53.e1	YBM_Prepare In-Place: Glass Wall Panels Mockup							
YBM.31.20.610	Install Temp deck @ Headhouse							
YBM.03.53.100	2" Max Concrete Topping Slab, Platform							

Work Package P-1256 (STS) has performed the following work this month:

- Continued 18" AWSS installation on 4th/Brannan intersection
- Continued 12" water line installation at 4th/Bryant
- Completed 27" and 24" sewer installation at 4th/Townsend
- Continued OCS pole installation
- Completed excavation and grading for track slab except at major intersections
- Completed surface track drain installation
- Continued track plinth construction and track installation inside tunnels
- Completed pavement renovation except at major intersections

Work Package P-1256 (STS) will perform the following work next month:

- Complete 18" AWSS installation
- Complete MRY ductbank installation
 - Continue OCS pole installation
 - Complete domestic water installation
 - Continue pavement renovation at major intersections
 - Continue rail installation in tunnel
 - Commence excavation for track slab at major intersections
 - Commence track installation

- Commence OCS installation

Activity ID	Activity Name	2017			2018			
		Oct	Nov	Dec	Jan	Feb	Mar	Apr
CENTRAL SUBWAY PROJECT								
Construction Phase								
Construction CN-1300								
Construction STS P-4256								
STS.34.22.3350	STS_Pull & Terminate TP Cables MRY Ductbanks MH 1895 to 1896 - 4th Street/f							
STS.34.42.1080	STS_Install: Security - SB Portal Intrusion Devices							
STS.26.05.0290	STS_Install: Tunnel Electrical - Unistrut For Conduit & Signal Supports - NB Porta							
STS.26.05.0530	STS_Install: Tunnel Electrical - Unistrut For Conduit & Signal Supports - SB Porta							
STS.33.11.230	STS_Install: Utilities: Water Distribution 12" Main/Casing - 4th St @ Bryant Inters							
STS.33.51.110	STS_Install: Utilities: Gas Distribution 4" Main/Casing - 4th St @ Bryant Intersect							
STS.28.20.1790	STS_Install: Tunnel Electrical - CCTV Cameras - SB Portal To Moscone							
STS.34.42.0600	STS_Install: Train Control - Train Control Signals - SB Portal to Moscone							
STS.34.42.2270	STS_Install: Train Control - Train Control Conduit - & JB's NB Portal To Moscone							
STS.34.42.2310	STS_Install: Train Control - Train Control Conduit - & JB's SB Portal To Moscone							
STS.28.20.1830	STS_Install: Tunnel Electrical - CCTV Pull Wire & Terminate SB Portal To Moscor							
STS.34.42.2560	ATSC Systems- Intermediate Design							
STS.33.11.170	STS_Install: Utilities: Auxiliary Water Supply 12" Main 4th St (Through Brannan St)							
STS.33.11.340	STS_Install: Utilities: Track Drainage- 4th St (Brannan St To Bluxome St)							
STS.26.05.120	STS_Install: Utilities: 230Kv Electrical Transmission Casing - Assist PG&E - 4th							
STS.26.05.0370	STS_Install: Tunnel Electrical - Telephone Conduit - & JB's NB Portal To Moscon							
STS.26.05.0560	STS_Install: Tunnel Electrical - Telephone Conduit - & JB's SB Portal To Moscon							
STS.26.05.0720	STS_Install: Tunnel Electrical - Unistrut For Conduit & Signal Supports - NB Mosc							
STS.26.05.0910	STS_Install: Tunnel Electrical - Unistrut For Conduit & Signal Supports - SB Mosc							
STS.26.05.0430	STS_Install: Tunnel Electrical - Lighting Fixtures - NB Portal To Moscone							
STS.26.05.0630	STS_Install: Tunnel Electrical - Emerg Tel/SFFD Tel/Blue Lights - SB Portal To M							
STS.26.05.1970	STS_Install: Tunnel Electrical - Emerg Tel/SFFD Tel/Blue Lights - NB Portal To M							
STS.27.32.0610	STS_Install: Tunnel Electrical - Radiax Conduit - & JB's SB Portal To Moscone							
STS1240	STS_Pothole: Utilities: Pothole for Gas Distribution							
STS.34.42.0980	STS_Install: Train Control - Train Control Signals - SB Moscone to Union Square							
STS.26.05.3810	STS_Install: Tunnel Electrical - Pull & Terminate Emerg Tel/SFFD Tel/Blue Lights							
STS.26.05.0540	STS_Install: Tunnel Electrical - Electrical Lighting Conduit & JB's - SB Portal To M							
STS.26.05.0550	STS_Install: Tunnel Electrical - Electrical Power Conduit & JB's - SB Portal To M							
STS.26.05.0620	STS_Install: Tunnel Electrical - Lighting Fixtures - SB Portal To Moscone							
STS.26.05.0360	STS_Install: Tunnel Electrical - Electrical Power Conduit & JB's - NB Portal To M							
STS.26.05.4020	STS_Install: Tunnel Electrical - Electrical Lighting Conduit & JB's - NB Portal To M							

SCHEDULE REVISIONS

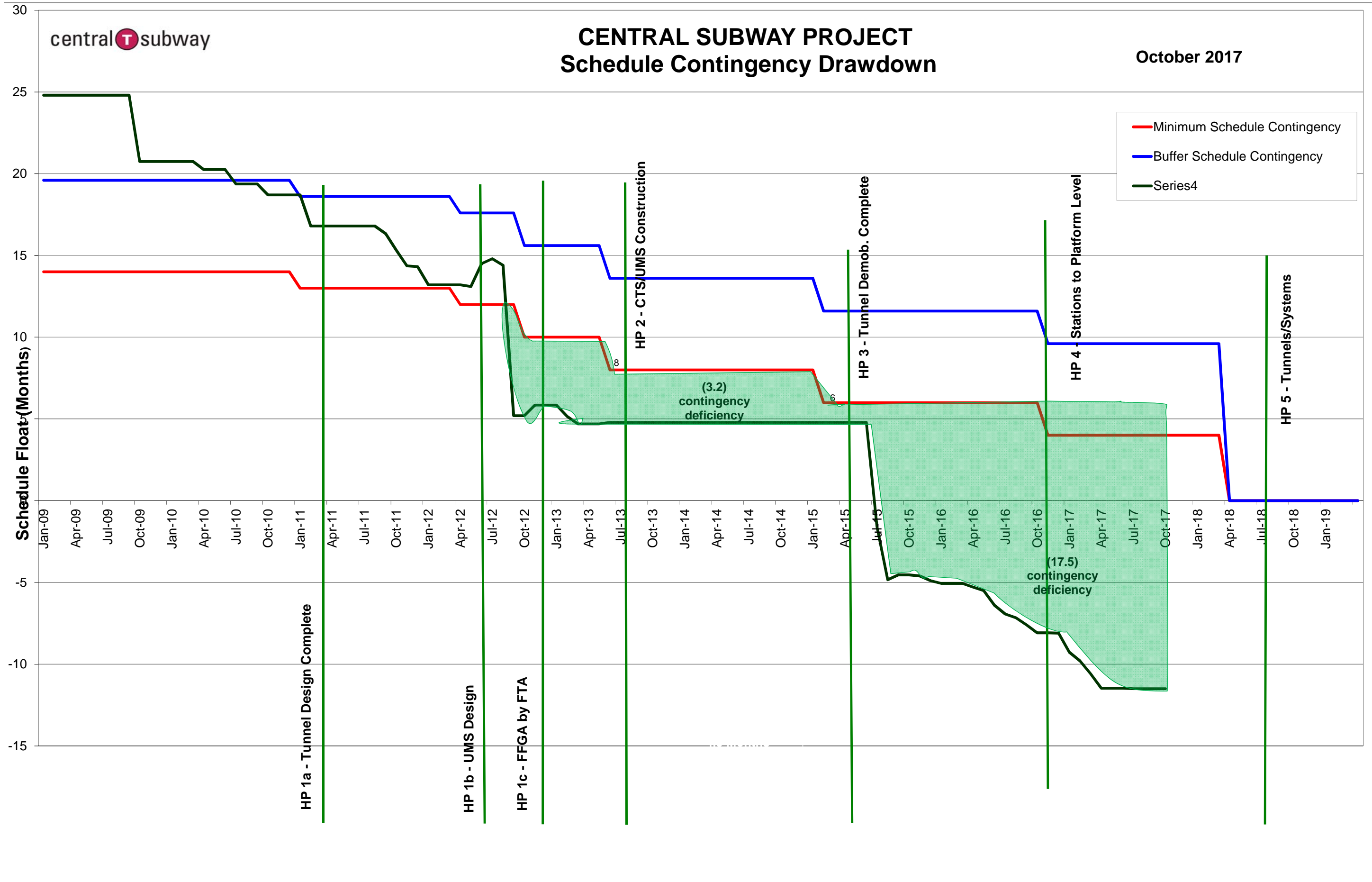
The SFMTA Contract 1300 October 2017 schedule update was added this period to the Central Subway Project Master Schedule.

LIST OF SCHEDULE REPORTS

- 1.1. Schedule Contingency Drawdown
- 1.2. Master Summary Schedule
- 1.3. Program Critical Path Schedule
- 1.4. Construction Contract Summary Schedule
- 1.5. Detail Schedule for Remaining Work

CENTRAL SUBWAY PROJECT Schedule Contingency Drawdown

October 2017



Activity ID	Activity Name	Original Duration	Start	Finish	2018				2019				2020					
					Q3	Q4	Q1	Q2	Q3	Q4	Q1	Q2	Q3	Q4	Q1	Q2	Q3	
CENTRAL SUBWAY PROJECT		4419	03-Jun-03 A	12-May-20	CENTRAL SUBWAY PROJECT													
Program Level Milestones		4397	03-Jun-03 A	16-Jan-20	Program Level Milestones													
PJD1000	Central Subway Project Start	0	03-Jun-03 A															
MS0004A	Tunnel Excavation Complete - Project Milestone #4A	0		05-Sep-14 A														
MS0019	Baseline Finish Date: 12-26-2018	0		16-Jan-20*	◆ Baseline Finish Date: 12-26-2018													
MS0009	CSP Revenue Service Date	0		16-Jan-20*	◆ CSP Revenue Service Date													
Preliminary Engineering Phase		2661	03-Jun-03 A	07-Jan-10 A														
Final Design		1811	08-Jan-10 A	17-Jun-13 A														
Light Rail Vehicles		2411	15-Apr-13 A	20-Nov-19	Light Rail Vehicles													
Real Estate		3130	01-Aug-08 A	26-Oct-17	Real Estate													
Construction Phase		2700	04-Jan-10 A	12-May-20	Construction Phase													
Construction Support and Costs		3047	04-Jan-10 A	12-May-20	Construction Support and Costs													
Construction Utility Contract #1- MOS & Portal CN-1250		505	04-Jan-10 A	23-May-11 A														
Construction Utility Contract #2 - UMS CN-1251		643	12-Jan-11 A	15-Oct-12 A														
Construction Tunnels CN-1252		1518	08-Jun-11 A	26-Oct-17	Construction Tunnels CN-1252													
Construction CN-1300		1704	03-Jun-13 A	24-Sep-19	Construction CN-1300													
CN- 1300 Milestone		1635	17-Jun-13 A	24-Sep-19	CN- 1300 Milestone													
Construction UMS Station P-1253		1704	17-Jun-13 A	27-Jun-19	Construction UMS Station P-1253													
Construction CTS Station P-1254R		1572	17-Jun-13 A	27-Jun-19	Construction CTS Station P-1254R													
Construction YBM Station P-1255		1651	10-Jun-13 A	27-Jun-19	Construction YBM Station P-1255													
Construction STS P-1256		1626	03-Jun-13 A	11-Sep-19	Construction STS P-1256													
Project Start Up		652	04-Apr-18	16-Jan-20	Project Start Up													
Unallocated Contingency		555	26-Oct-17	15-Jan-20	Unallocated Contingency													
CO1.700	Cost Activity Unallocated Contingency (LOE) - 1.7.500.99.090.00 - Contingency	555	26-Oct-17	15-Jan-20	Cost Activity Unallocated Contingency													

Activity ID	Activity Name	Original Duration	Start	Finish	Total Float	2018		2019				2020				2021		
						Q3	Q4	Q1	Q2	Q3	Q4	Q1	Q2	Q3	Q4	Q1	Q2	
CENTRAL SUBWAY PROJECT																		
Program Level Milestones						0	10-Dec-19	10-Dec-19										
MS0019	Baseline Finish Date: 12-26-2018	0		10-Dec-19*	-241												◆ Baseline Finish Date: 12-26-2018	
MS0009	CSP Revenue Service Date	0		10-Dec-19*	-241												◆ CSP Revenue Service Date	
Construction Phase						573	23-Aug-17 A	10-Dec-19										
Construction CN-1300						456	23-Aug-17 A	26-Jun-19										
CN- 1300 Milestone						0	26-Jun-19	26-Jun-19										
MS-10	Substantial Completion - 1,700 Calendar Days (SP-4.B) { 10-Feb-18 }	0		26-Jun-19*	-502												◆ Substantial Completion - 1,700 Calendar Days (SP-4.B) { 10-Feb-18 }	
Construction CTS Station P-1254R						456	23-Aug-17 A	26-Jun-19										
CTS.31.71.700	Excavate & Support Center Drift	90	23-Aug-17 A	16-Jan-18	-351												■ Excavate & Support Center Drift	
CTS.31.71.720	Excavate & Support Center Bench - Crossover	90	04-Sep-17 A	26-Jan-18	-351												■ Excavate & Support Center Bench - Crossover	
CTS.31.71.730	Excavate & Construct Invert - Crossover	85	27-Sep-17 A	13-Feb-18	-351												■ Excavate & Construct Invert - Crossover	
CTS.31.50.330	Install Temp Level 6 Struts & Wales & Preload	10	14-Feb-18	27-Feb-18	-350												■ Install Temp Level 6 Struts & Wales & Preload	
CTS.31.71.740	Demo Sidewalls, Repair Headwall & Top Joint - Crossover	10	14-Feb-18	27-Feb-18	-351												■ Demo Sidewalls, Repair Headwall & Top Joint - Crossover	
CTS.31.20.335	Excavate to 3' Below Level 7 Struts EL -7.5 Col 4.0-11.0	15	16-Feb-18	08-Mar-18	-350												■ Excavate to 3' Below Level 7 Struts EL -7.5 Col 4.0-11.0	
CTS.31.50.370	Install Temp Level 7 Struts & Wales & Preload	10	26-Feb-18	09-Mar-18	-350												■ Install Temp Level 7 Struts & Wales & Preload	
CTS.31.20.380	Excavate Headhouse to Invert Slab EL -18.67	12	12-Mar-18	27-Mar-18	-350												■ Excavate Headhouse to Invert Slab EL -18.67	
CTS.31.74.700	Place Smoothing Concrete - Final Lining invert - Crossover Cavern	15	14-Mar-18	30-Mar-18	-424												■ Place Smoothing Concrete - Final Lining invert - Crossover Cavern	
CTS.31.20.010	Prep Invert Slab, Install Ground Mat, Gravel, Mud Slab	5	28-Mar-18	03-Apr-18	-350												■ Prep Invert Slab, Install Ground Mat, Gravel, Mud Slab	
CTS.31.74.705	Install Waterproofing - Final Lining invert - Crossover Cavern	15	31-Mar-18	17-Apr-18	-424												■ Install Waterproofing - Final Lining invert - Crossover Cavern	
CTS.07.13.320	Install Waterproofing - Invert Slab	5	04-Apr-18	10-Apr-18	-350												■ Install Waterproofing - Invert Slab	
CTS.03.53.028	CTS_UP - FRP Topping Concrete @ Base Slab - Head House	1	11-Apr-18	11-Apr-18	-350												■ CTS_UP - FRP Topping Concrete @ Base Slab - Head House	
CTS.03.30.030	Form/Rebar/Pour - Invert Slab (Head House)	14	12-Apr-18	01-May-18	-350												■ Form/Rebar/Pour - Invert Slab (Head House)	
CTS.31.74.715	Install Rebar & Grout Piping - Final Lining invert - Crossover Cavern	20	18-Apr-18	10-May-18	-424												■ Install Rebar & Grout Piping - Final Lining invert - Crossover Cavern	
CTS.03.30.035	Form/Rebar/Pour/Strip - Columns & Walls Invert Slab to Platform Level	10	02-May-18	15-May-18	-350												■ Form/Rebar/Pour/Strip - Columns & Walls Invert Slab to Platform Level	
CTS.31.74.710	Place Smoothing Concrete - Final Lining Invert -Cross Cut Cavern	6	11-May-18	17-May-18	-424												■ Place Smoothing Concrete - Final Lining Invert -Cross Cut Cavern	
CTS.31.74.725	Place Concrete - Final Lining invert - Crossover Cavern	20	11-May-18	02-Jun-18	-424												■ Place Concrete - Final Lining invert - Crossover Cavern	
CTS.03.30.050	Form/Rebar/Pour - Platform Level Slab - Headhouse	15	16-May-18	06-Jun-18	-350												■ Form/Rebar/Pour - Platform Level Slab - Headhouse	
CTS.31.74.960	Install Waterproofing & Grout Pipes - Final Lining Invert -Cross Cut Cavern	5	18-May-18	23-May-18	-424												■ Install Waterproofing & Grout Pipes - Final Lining Invert -Cross Cut Cavern	
CTS.31.74.970	Install Rebar - Final Lining Invert -Cross Cut Cavern	10	24-May-18	04-Jun-18	-424												■ Install Rebar - Final Lining Invert -Cross Cut Cavern	
CTS.31.74.980	Place Concrete - Final Lining Invert -Cross Cut Cavern	10	05-Jun-18	15-Jun-18	-424												■ Place Concrete - Final Lining Invert -Cross Cut Cavern	
CTS.03.30.060	Concrete Cure/Strip - Platform Level Slab	5	07-Jun-18	13-Jun-18	-350												■ Concrete Cure/Strip - Platform Level Slab	
CTS.31.50.110	CTS_CN Remove Level 5 Struts & Wales	5	14-Jun-18	20-Jun-18	-350												■ CTS_CN Remove Level 5 Struts & Wales	
CTS.31.74.990	Install Waterproofing - Final Lining Arches - Crosscut Cavern	15	16-Jun-18	03-Jul-18	-424												■ Install Waterproofing - Final Lining Arches - Crosscut Cavern	
CTS.03.30.065	Form/Rebar/Pour/Strip - Columns Platform Slab to Concourse Level (3 ea)	5	21-Jun-18	27-Jun-18	-350												■ Form/Rebar/Pour/Strip - Columns Platform Slab to Concourse Level (3 ea)	
CTS.31.74.10	Install Rebar & Grout Piping - Final Lining Arches - Crosscut Cavern	15	22-Jun-18	09-Jul-18	-424												■ Install Rebar & Grout Piping - Final Lining Arches - Crosscut Cavern	
CTS.03.11.080	CTS_CN Install Falsework - For Headhouse Concourse Level Slab	10	28-Jun-18	12-Jul-18	-350												■ CTS_CN Install Falsework - For Headhouse Concourse Level Slab	
CTS.31.74.350	Shotcrete Final Lining Arches - Crosscut Cavern	20	03-Jul-18	25-Jul-18	-424												■ Shotcrete Final Lining Arches - Crosscut Cavern	
CTS.03.30.095	CTS_CN Form/Rebar/Pour - Headhouse Concourse Level Slab	15	06-Jul-18	26-Jul-18	-350												■ CTS_CN Form/Rebar/Pour - Headhouse Concourse Level Slab	
CTS.03.30.760	Shore/Rebar/Form Pour Track Slab - Crosscut Cavern	15	26-Jul-18	15-Aug-18	-350												■ Shore/Rebar/Form Pour Track Slab - Crosscut Cavern	
CTS.03.30.075	CTS_CN Form/Rebar/Pour/Strip - Columns Concourse Slab to Intermediate Level	5	27-Jul-18	02-Aug-18	-350												■ CTS_CN Form/Rebar/Pour/Strip - Columns Concourse Slab to Intermediate Level (3 ea)	
CTS.03.11.120	Install Falsework - For Intermediate Level Slab	10	03-Aug-18	16-Aug-18	-350												■ Install Falsework - For Intermediate Level Slab	
CTS.03.30.130	Form/Rebar/Pour - Intermediate Level Slab	10	08-Aug-18	21-Aug-18	-350												■ Form/Rebar/Pour - Intermediate Level Slab	
CTS.03.30.780	Rebar/Form/ Pour Platforms - Crosscut Cavern	20	09-Aug-18	06-Sep-18	-350												■ Rebar/Form/ Pour Platforms - Crosscut Cavern	
CTS.03.30.085	Form/Rebar/Pour/Strip - Columns Intermediate Slab to Lower Mezz Level	5	22-Aug-18	28-Aug-18	-350												■ Form/Rebar/Pour/Strip - Columns Intermediate Slab to Lower Mezz Level	
CTS.03.30.770	Shore/Rebar/Form Pour Concourse Level Slab - Crosscut Cavern	15	23-Aug-18	13-Sep-18	-350												■ Shore/Rebar/Form Pour Concourse Level Slab - Crosscut Cavern	
CTS.03.11.160	CTS_LM Install Falsework - For Lower Mezz Level Slab	10	29-Aug-18	12-Sep-18	-350												■ CTS_LM Install Falsework - For Lower Mezz Level Slab	
CTS.03.30.170	CTS_LM Form/Rebar/Pour - Lower Mezz Level Slab	14	04-Sep-18	21-Sep-18	-350												■ CTS_LM Form/Rebar/Pour - Lower Mezz Level Slab	

Activity ID	Activity Name	Original Duration	Start	Finish	Total Float	2018				2019				2020				2021		
						Q3	Q4	Q1	Q2	Q3	Q4	Q1	Q2	Q3	Q4	Q1	Q2			
CTS.09.83.664	CTS_PL 05 Spray - Set Up Scaffold- Platform Level	5	14-Sep-18	20-Sep-18	-350															
CTS.09.83.544	CTS_PL 05 Spray - Acoustical Vermiculite Wall Plaster NB - Sector 2	5	21-Sep-18	27-Sep-18	-350															
CTS.03.30.185	CTS_LM Concrete Cure - Lower Mezz Level Slab	5	24-Sep-18	28-Sep-18	-350															
CTS.09.83.554	CTS_PL 05 Spray - Acoustical Vermiculite Wall Plaster SB - Sector 2	6	28-Sep-18	05-Oct-18	-350															
CTS.04.22.017	CTS_CN - Build - CMU Partition Walls - Head House Concourse Level	15	01-Oct-18	19-Oct-18	-350															
CTS.34.21.122	CTS_PL Station Platform: Install - Traction Power Box PS01 @ SB Track - Sect	3	08-Oct-18	10-Oct-18	-350															
CTS.34.05.160	CTS_PL Install Conduit SB Positive Feeder Box PS01 to PS05 (Traction Power)	5	11-Oct-18	17-Oct-18	-350															
CTS.34.05.170	CTS_PL Install Conduit SB Positive Feeder Box PS01 to PS07 (Traction Power)	5	18-Oct-18	24-Oct-18	-350															
CTS.23.31.666	CTS_PL 18 - Main Elect Rm: Install - HVAC: Ductwork	9	22-Oct-18	01-Nov-18	-350															
CTS.34.05.180	CTS_PL Install:Conduit SB Positive Feeder Box PS02 to PS08 (Traction Power)	4	25-Oct-18	30-Oct-18	-350															
CTS.03.46.980	CTS_PL Station Platform: Install - GFRC Perforated Wall Panel System SB - S	15	31-Oct-18	20-Nov-18	-350															
CTS.26.11.125	CTS_PL 18 - Main Elect Rm: Install - Elect Substation & Switchboard DS2	10	02-Nov-18	15-Nov-18	-350															
CTS.26.11.140	CTS_PL 18 - Main Elect Rm: Install - Elect Substation & Switchboard DS1	10	16-Nov-18	03-Dec-18	-350															
CTS.03.46.164	CTS_PL Station Platform: Install - GFRC Perforated Ceiling Panels - Sector 2	15	21-Nov-18	13-Dec-18	-350															
CTS.26.11.135	CTS_PL 18 - Main Elect Rm: Install - Elect Substation & SWGR SG2	10	04-Dec-18	17-Dec-18	-350															
CTS.14.31.265	Set Escalator Trusses 1 & 2 (Concourse to Platform) - Crosscut	2	14-Dec-18	17-Dec-18	-350															
CTS.26.11.145	CTS_PL 18 - Main Elect Rm: Install - Elect Substation & SWGR SG1	9	18-Dec-18	31-Dec-18	-350															
CTS.14.31.275	CTS_PL Assemble Components Escalator #1	14	18-Dec-18	08-Jan-19	-350															
CTS.26.11.165	CTS_PL 18 - Main Elect Rm: Install Conduit From Pull Boxes PB1 & PB2 to Su	7	02-Jan-19	10-Jan-19	-350															
CTS.14.31.415	CTS_PL Assemble Components Escalator #2	15	09-Jan-19	29-Jan-19	-350															
CTS.26.11.195	CTS_PL 18 - Main Elect Rm:Install Conduit Substations SG1 & SG2 To Substat	6	11-Jan-19	18-Jan-19	-350															
CTS.26.11.205	CTS_PL 18 - Main Elect Rm:Install Conduit Substations SG1 & SG2 To A/C TP	5	21-Jan-19	25-Jan-19	-350															
CTS.26.11.235	CTS_PL 18 - Main Elect Rm:Pull & Terminate Power Cable Substations SG1 Tr	5	28-Jan-19	01-Feb-19	-350															
CTS.09.66.616	CTS_PL Station Platform Cross-Cut Cavern: Install - Terrazzo Flooring Sector 2	5	30-Jan-19	05-Feb-19	-350															
CTS.26.11.900	CTS_PL 18 - Main Elect Rm: Energize Main Substation SG1 & SG2	5	04-Feb-19	08-Feb-19	-350															
CTS.09.66.618	CTS_PL Station Platform Cross-Cut Cavern: Install - Terrazzo Cove Base Sect	5	06-Feb-19	12-Feb-19	-350															
CTS.26.11.905	CTS_PL 18 - Main Elect Rm: Energize Substation DS1 & DS2	5	11-Feb-19	15-Feb-19	-350															
CTS.34.21.915	CTS_PL 18 - Main Elect Rm: Energize A/C TPSS Equipment	5	11-Feb-19	15-Feb-19	-350															
CTS.09.66.620	CTS_PL Station Platform Cross-Cut Cavern: Grind & Polish - Terrazzo Floorin	10	13-Feb-19	26-Feb-19	-350															
CTS.26.24.990	CTS_UP_02 - Equip Corridor- Energize - 5kV Switchgear "SG-TV"	1	18-Feb-19	18-Feb-19	-350															
CTS.34.21.935	CTS_PL 18 - Main Elect Rm: Energize DC TPSS Equipment	5	18-Feb-19	22-Feb-19	-350															
CTS.26.24.10	CTS_UP_02 - Equip Corridor Energize MCC - Emergency Ventilation	1	19-Feb-19	19-Feb-19	-350															
CTS.23.88.10	CTS_UP_04 - Emerg Fan Rm: Start-Up & Test Tunnel Ventilation Fans	3	20-Feb-19	22-Feb-19	-350															
CTS.14.24.255	CTS-PL 05: Assemble Elevator #1	15	27-Feb-19	19-Mar-19	-350															
CTS.14.24.265	CTS-PL 05: Assemble Elevator #2	13	20-Mar-19	05-Apr-19	-350															
CTS.14.24.275	CTS-PL 05: Install Elevator Power & Controls	9	08-Apr-19	18-Apr-19	-350															
CTS.08.44.265	CTS_PL Install Elevators 1 & 2 Glass Enclosure - Crosscut Platform Level	9	08-Apr-19	18-Apr-19	-350															
CTS.08.44.580	Install Elevators 1 & 2 Glass Enclosure - Crosscut Concourse Level	9	08-Apr-19	18-Apr-19	-350															
CTS.14.24.285	CTS-PL 05: Startup & Test Elevators 1&2	4	19-Apr-19	24-Apr-19	-350															
CTS.14.24.295	CTS-PL 05:Inspections - Elevators 1&2	1	25-Apr-19	25-Apr-19	-350															
CTS.01.80.00	CTS- Building Systems Start-up & Testing	44	25-Apr-19	26-Jun-19	-350															
Construction STS P-1256		83	25-Feb-19	20-Jun-19	-350															
STS.34.42.425	Startup & Testing - Tunnel & ATSC Systems	83	25-Feb-19	20-Jun-19	-350															
Project Start Up		167	26-Jun-19	10-Dec-19	-349															
STU1010	S&S Certification / Pre-Revenue Activities	115	26-Jun-19	10-Dec-19	-241															
BUF0018	Muni Float	0	10-Dec-19	10-Dec-19	-241															

Activity Name	Original Duration	Start	Finish	2012				2013				2014				2015				2016				2017				2018				2019			
				Q1	Q2	Q3	Q4	Q1	Q2	Q3	Q4	Q1	Q2	Q3	Q4	Q1	Q2	Q3	Q4	Q1	Q2	Q3	Q4	Q1	Q2	Q3	Q4	Q1	Q2	Q3	Q4	Q1	Q2	Q3	Q4
CENTRAL SUBWAY PROJECT	2232	08-Jun-11 A	24-Sep-19																																
Construction Phase	2232	08-Jun-11 A	24-Sep-19																																
Construction Tunnels CN-1252	1518	08-Jun-11 A	15-May-15 A																																
1252 Tunnel Contract BIH	1518	08-Jun-11 A	15-May-15 A																																
Contract Milestones	1437	08-Jun-11 A	15-May-15 A																																
General Conditions	1480	01-Aug-11 A	15-May-15 A																																
4th & Bryant St TBM Launch Box Construction	686	30-Mar-12 A	02-Jun-14 A																																
Moscone Station Headwalls	430	14-May-12 A	20-Sep-13 A																																
UMS Station Headwalls	425	24-Jul-12 A	22-Nov-13 A																																
UMS - Remove Geary to Ellis OCS	5	24-Jul-12 A	26-Jul-12 A																																
UMS - Setup Traffic Control for Headwall Construction	1	30-Jul-12 A	30-Jul-12 A																																
North Headwall	237	27-Feb-13 A	22-Nov-13 A																																
South Headwall	404	31-Jul-12 A	22-Nov-13 A																																
4th St and Market Compensation Grouting	707	28-Jan-13 A	30-Apr-15 A																																
Southbound Tunneling	451	27-Apr-13 A	13-Oct-14 A																																
Ellis St Compensation Grouting	561	31-Jul-12 A	09-May-14 A																																
Green St Compensation Grouting	320	05-Aug-13 A	30-Jun-14 A																																
Retrieval Shaft	1070	31-Oct-11 A	20-Mar-15 A																																
Cross Passage 1-5	339	22-Mar-14 A	16-Apr-15 A																																
Cross Passage 1	79	14-Jun-14 A	13-Sep-14 A																																
Cross Passage 2	105	10-May-14 A	09-Sep-14 A																																
Cross Passage 3	127	31-Mar-14 A	28-Aug-14 A																																
Cross Passage 4	114	22-Mar-14 A	31-Jul-14 A																																
Cross Passage 5	277	31-May-14 A	16-Apr-15 A																																
Portal Structure	196	02-Sep-14 A	15-Apr-15 A																																
Contract Close Out	307	03-Mar-14 A	15-May-15 A																																
Construction CN-1300	1704	03-Jun-13 A	24-Sep-19																																
CN- 1300 Milestone	1635	17-Jun-13 A	24-Sep-19																																
Construction UMS Station P-1253	1704	17-Jun-13 A	27-Jun-19																																
Construction CTS Station P-1254R	1572	17-Jun-13 A	27-Jun-19																																
Construction YBM Station P-1255	1651	10-Jun-13 A	27-Jun-19																																
Construction STS P-1256	1626	03-Jun-13 A	11-Sep-19																																

Activity ID	Activity Name	Original Duration	Start	Finish	Total Float	2018		2019				2020				2021	
						Q3	Q4	Q1	Q2	Q3	Q4	Q1	Q2	Q3	Q4	Q1	Q2
CENTRAL SUBWAY PROJECT																	
Light Rail Vehicles																	
Real Estate																	
Construction Phase																	
Construction Support and Costs																	
Construction CN-1300																	
CN- 1300 Milestone																	
No 13-Disp																	
Construction UMS Station P-1253																	
Preconstruction																	
Engineering & Procurement																	
Site Work / Utility Relocation																	
Drilled Shafts																	
Roof Deck Excavation,Construction,Restoration																	
Excavation & Support																	
Concrete/Shotcrete																	
Surface Level																	
Concourse Level																	
Intermediate Strut Level																	
Mezzanine Level																	
Platform Strut Level																	
Platform Level																	
UMS.07.13.0206	UMS_Install Waterproofing System - Exterior Walls to Platform Strut Level - Pour #6	2	24-Oct-17 A	30-Oct-17	-229												
UMS.03.30.1001	UMS_Rebar/ Exterior Walls - Invert to Platform Strut Level - Pour #1	3	27-Oct-17	31-Oct-17	-286												
UMS.07.13.0207	UMS_Install Waterproofing System - Exterior Walls to Platform Strut Level - Pour #7	2	31-Oct-17	01-Nov-17	-228												
UMS.03.30.1001a	UMS_Form/East Exterior Wall - Invert to Platform Strut Level - Pour #1	2	01-Nov-17	02-Nov-17	-286												
UMS.03.30.1001b	UMS_Form/ West Exterior Wall - Invert to Platform Strut Level - Pour #1	2	01-Nov-17	02-Nov-17	-286												
UMS.03.30.1002	UMS_Rebar/ Exterior Walls - Invert to Platform Strut Level - Pour #2	3	01-Nov-17	03-Nov-17	-286												
UMS.03.30.1011b	UMS_Place Concrete / West Exterior Architectural Walls - Invert to Platform Strut Level - Pour #	1	03-Nov-17	03-Nov-17	-286												
UMS.03.30.1011a	UMS_Place Concrete / East Exterior Architectural Walls - Invert to Platform Strut Level - Pour #1	1	03-Nov-17	03-Nov-17	-286												
UMS.03.30.1002a	UMS_Form/ East Exterior Wall - Invert to Platform Strut Level - Pour #2	2	06-Nov-17	07-Nov-17	-286												
UMS.03.30.1002b	UMS_Form/ West Exterior Wall - Invert to Platform Strut Level - Pour #2	2	06-Nov-17	07-Nov-17	-286												
UMS.03.30.1003	UMS_Rebar/ Exterior Walls - Invert to Platform Strut Level - Pour #3	3	06-Nov-17	08-Nov-17	-286												
UMS.03.30.1012b	UMS_Place Concrete / West Exterior Architectural Walls - Invert to Platform Strut Level - Pour #	1	08-Nov-17	08-Nov-17	-286												
UMS.03.30.1012a	UMS_Place Concrete / East Exterior Architectural Walls - Invert to Platform Strut Level - Pour #2	1	08-Nov-17	08-Nov-17	-286												
UMS.03.30.1003a	UMS_Form/ East Exterior Walls - Invert to Platform Strut Level - Pour #3	2	09-Nov-17	13-Nov-17	-286												
UMS.03.30.1003b	UMS_Form/ West Exterior Walls - Invert to Platform Strut Level - Pour #3	2	09-Nov-17	13-Nov-17	-286												
UMS.03.30.1004	UMS_Rebar/ Exterior Walls - Invert to Platform Strut Level - Pour #4	3	09-Nov-17	14-Nov-17	-286												
UMS.03.30.1013b	UMS_Place Concrete / West Exterior Architectural Walls - Invert to Platform Strut Level - Pour #	1	14-Nov-17	14-Nov-17	-286												
UMS.03.30.1013a	UMS_Place Concrete / East Exterior Architectural Walls - Invert to Platform Strut Level - Pour #3	1	14-Nov-17	14-Nov-17	-286												
UMS.03.30.1004a	UMS_Form/ East Exterior Wall - Invert to Platform Strut Level - Pour #4	2	15-Nov-17	16-Nov-17	-286												
UMS.03.30.1004b	UMS_Form/ West Exterior Wall - Invert to Platform Strut Level - Pour #4	2	15-Nov-17	16-Nov-17	-286												
UMS.03.30.1005	UMS_Rebar/ Exterior Walls - Invert to Platform Strut Level - Pour #5	3	15-Nov-17	17-Nov-17	-242												
UMS.03.30.1014b	UMS_Place Concrete / West Exterior Architectural Wall - Invert to Platform Strut Level - Pour #4	1	17-Nov-17	17-Nov-17	-286												
UMS.03.30.1014a	UMS_Place Concrete / East Exterior Architectural Wall - Invert to Platform Strut Level - Pour #4	1	17-Nov-17	17-Nov-17	-286												
UMS.03.30.1005b	UMS_Form/ West Exterior Walls - Invert to Platform Strut Level - Pour #5	2	20-Nov-17	21-Nov-17	-242												
UMS.03.30.1005a	UMS_Form/ East Exterior Walls - Invert to Platform Strut Level - Pour #5	2	20-Nov-17	21-Nov-17	-240												
UMS.03.30.1006	UMS_Rebar/ Exterior Walls - Invert to Platform Strut Level - Pour #6	3	20-Nov-17	22-Nov-17	-242												
UMS.03.30.1015b	UMS_Place Concrete / West Exterior Architectural Walls - Invert to Platform Strut Level - Pour #	1	22-Nov-17	22-Nov-17	-242												
UMS.03.30.1015a	UMS_Place Concrete / East Exterior Architectural Walls - Invert to Platform Strut Level - Pour #5	1	22-Nov-17	22-Nov-17	-240												

Activity ID	Activity Name	Original Duration	Start	Finish	Total Float	2018				2019				2020				2021	
						Q3	Q4	Q1	Q2	Q3	Q4	Q1	Q2	Q3	Q4	Q1	Q2		
UMS.03.30.1006a	UMS_Form/ East Exterior Walls - Invert to Platform Strut Level - Pour #6	2	27-Nov-17	28-Nov-17	-240														
UMS.03.30.1006b	UMS_Form/ West Exterior Walls - Invert to Platform Strut Level - Pour #6	2	27-Nov-17	28-Nov-17	-242														
UMS.03.30.1007	UMS_Rebar/ Exterior Walls - Invert to Platform Strut Level - Pour #7	3	27-Nov-17	29-Nov-17	-242														
UMS.03.30.1016b	UMS_Place Concrete / West Exterior Architectural Walls - Invert to Platform Strut Level - Pour #6	1	29-Nov-17	29-Nov-17	-242														
UMS.03.30.1016a	UMS_Place Concrete / East Exterior Architectural Walls - Invert to Platform Strut Level - Pour #6	1	29-Nov-17	29-Nov-17	-240														
UMS.03.30.1007a	UMS_Form/ East Exterior Wall - Invert to Platform Strut Level - Pour #7	2	30-Nov-17	01-Dec-17	-240														
UMS.03.30.1007b	UMS_Form/ West Exterior Wall - Invert to Platform Strut Level - Pour #7	2	30-Nov-17	01-Dec-17	-242														
UMS.03.30.1017b	UMS_Place Concrete / West Exterior Architectural Wall - Invert to Platform Strut Level - Pour #7	1	04-Dec-17	04-Dec-17	-242														
UMS.03.30.1017a	UMS_Place Concrete / East Exterior Architectural Wall - Invert to Platform Strut Level - Pour #7	1	04-Dec-17	04-Dec-17	-240														
UMS.03.30.1301	UMS_Form / Rebar Platform Stem Walls Pour #1	3	03-May-18	07-May-18	-252														
UMS.03.30.1311	UMS_Place Concrete Platform Stem Walls Pour #1	1	08-May-18	08-May-18	-252														
UMS.03.30.1302	UMS_Form / Rebar Platform Stem Walls Pour #2	3	08-May-18	10-May-18	-252														
UMS.03.30.1321	UMS_Shore & Set Soffit - Platform Pour #1	3	09-May-18	11-May-18	-252														
UMS.03.30.1312	UMS_Place Concrete Platform Stem Walls Pour #2	1	11-May-18	11-May-18	-252														
UMS.03.30.1303	UMS_Form / Rebar Platform Stem Walls Pour #3	3	11-May-18	15-May-18	-252														
UMS.03.30.1331	UMS_Form / Rebar - Platform Pour #1	3	14-May-18	16-May-18	-252														
UMS.03.30.1322	UMS_Shore & Set Soffit - Platform Pour #2	3	14-May-18	16-May-18	-252														
UMS.03.30.1313	UMS_Place Concrete Platform Stem Walls Pour #3	1	16-May-18	16-May-18	-252														
UMS.03.30.1304	UMS_Form / Rebar Platform Stem Walls Pour #4	3	16-May-18	18-May-18	-252														
UMS.03.30.1341	UMS_Place Concrete - Platform Pour #1	1	17-May-18	17-May-18	-246														
UMS.03.30.1323	UMS_Shore & Set Soffit - Platform Pour #3	3	17-May-18	21-May-18	-252														
UMS.03.30.1332	UMS_Form / Rebar - Platform Pour #2	3	17-May-18	21-May-18	-252														
UMS.03.30.1314	UMS_Place Concrete Platform Stem Walls Pour #4	1	21-May-18	21-May-18	-252														
UMS.03.30.1305	UMS_Form / Rebar Platform Stem Walls Pour #5	3	21-May-18	23-May-18	-211														
UMS.03.30.1342	UMS_Place Concrete - Platform Pour #2	1	22-May-18	22-May-18	-248														
UMS.03.30.1324	UMS_Shore & Set Soffit - Platform Pour #4	3	22-May-18	24-May-18	-252														
UMS.03.30.1333	UMS_Form / Rebar - Platform Pour #3	3	22-May-18	24-May-18	-252														
UMS.03.30.1315	UMS_Place Concrete Platform Stem Walls Pour #5	1	24-May-18	24-May-18	-211														
UMS.03.30.1306	UMS_Form / Rebar Platform Stem Walls Pour #6	3	24-May-18	29-May-18	-211														
UMS.03.30.1343	UMS_Place Concrete - Platform Pour #3	1	25-May-18	25-May-18	-250														
UMS.03.30.1325	UMS_Shore & Set Soffit - Platform Pour #5	3	25-May-18	30-May-18	-211														
UMS.03.30.1334	UMS_Form / Rebar - Platform Pour #4	3	25-May-18	30-May-18	-252														
UMS.03.30.1316	UMS_Place Concrete Platform Stem Walls Pour #6	1	30-May-18	30-May-18	-211														
UMS.03.30.1307	UMS_Form / Rebar Platform Stem Walls Pour #7	3	30-May-18	01-Jun-18	-211														
UMS.03.30.1344	UMS_Place Concrete - Platform Pour #4	1	31-May-18	31-May-18	-252														
UMS.03.30.1326	UMS_Shore & Set Soffit - Platform Pour #6	3	31-May-18	04-Jun-18	-211														
UMS.03.30.1335	UMS_Form / Rebar - Platform Pour #5	3	31-May-18	04-Jun-18	-211														
UMS.03.30.1317	UMS_Place Concrete Platform Stem Walls Pour #7	1	04-Jun-18	04-Jun-18	-211														
UMS.03.30.1345	UMS_Place Concrete - Platform Pour #5	1	05-Jun-18	05-Jun-18	-207														
UMS.03.30.1327	UMS_Shore & Set Soffit - Platform Pour #7	3	05-Jun-18	07-Jun-18	-211														
UMS.03.30.1336	UMS_Form / Rebar - Platform Pour #6	3	05-Jun-18	07-Jun-18	-211														
UMS.03.30.1346	UMS_Place Concrete - Platform Pour #6	1	08-Jun-18	08-Jun-18	-209														
UMS.03.30.1337	UMS_Form / Rebar - Platform Pour #7	3	08-Jun-18	12-Jun-18	-211														
UMS.03.30.1347	UMS_Place Concrete - Platform Pour #7	1	13-Jun-18	13-Jun-18	-211														
Structural Steel		20	01-Jun-18	28-Jun-18	-252														
Masonry		240	04-Sep-17 A	17-Aug-18	-225														
Mechanical		321	06-Mar-17 A	18-Jan-19	-265														
Electrical		387	10-Jul-17 A	07-May-19	-322														
Electrical - Transportation		223	10-Jan-18	21-Nov-18	-231														
Architectural Finishes		324	03-Jan-17 A	23-Jan-19	-262														

Activity ID	Activity Name	Original Duration	Start	Finish	Total Float	2018				2019				2020				2021	
						Q3	Q4	Q1	Q2	Q3	Q4	Q1	Q2	Q3	Q4	Q1	Q2		
Conveyances																			
	Stairs	283	27-Oct-17	11-Dec-18	-226														
	Startup & Testing	61	29-Jan-19	23-Apr-19	-315														
	No 13-Disp	1587	26-Nov-13 A	26-Jun-19	64														
Construction CTS Station P-1254R																			
	Preconstruction	15	16-Jan-18	05-Feb-18	4														
	Site Work / Utility Relocation	362	26-Oct-17	02-Apr-19	122														
	Excavation & Support	639	29-Mar-17 A	06-Nov-18	-192														
	Tunnel / Cavern Mining	124	14-Apr-16 A	27-Feb-18	-220														
	Platform Level	124	14-Apr-16 A	27-Feb-18	-220														
CTS.31.71.800	TB-4 SEM Additional Flashcrete	30	14-Apr-16 A	06-Feb-18	-285														
CTS.31.71.810	TB-5 SEM Additional Shotcrete	30	14-Apr-16 A	06-Feb-18	-285														
CTS.31.71.820	TB-6 SEM Additional Lattice Girders	30	14-Apr-16 A	06-Feb-18	-285														
CTS.31.71.830	TB-7 SEM Additional Steel Arches	30	14-Apr-16 A	06-Feb-18	-285														
CTS.31.71.840	TB-8 SEM Additional Face Bolts	30	14-Apr-16 A	06-Feb-18	-285														
CTS.31.71.850	TB-9 SEM Additional Metal Sheets	30	14-Apr-16 A	06-Feb-18	-285														
CTS.31.71.870	TB-11 SEM Additional Grout Holes	30	14-Apr-16 A	06-Feb-18	-285														
CTS.31.71.880	TB-12 SEM Additional Permeation Grouting	30	14-Apr-16 A	06-Feb-18	-285														
CTS.31.71.890	TB-13 SEM Additional Pocket Excavation	30	14-Apr-16 A	06-Feb-18	-285														
CTS.31.71.900	TB-14 SEM Additional Drilled Gravity Dewatering Pipes/ Gravity Well Points	30	14-Apr-16 A	06-Feb-18	-285														
CTS.31.71.910	TB-15 SEM Additional Vacuum Well Points	30	14-Apr-16 A	06-Feb-18	-285														
CTS.31.71.780	TB-2 SEM Additional Grouted Pipe Spiles	30	14-Apr-16 A	06-Feb-18	-285														
CTS.31.71.790	TB-3 SEM Additional Barrel Vault Pipes	30	14-Apr-16 A	06-Feb-18	-285														
CTS.31.71.770	TB-1 SEM Additional Rebar Spiles	30	14-Apr-16 A	06-Feb-18	-285														
CTS.31.71.630	Demo Sidewalls & Repair Headwall South Platform Cavern 176Lf	10	26-Jun-17 A	08-Nov-17	-349														
CTS.31.71.475	Excavation / Support Center Bench Invert & Construct Headwall for North Platform Cavern Excav	35	31-Jul-17 A	18-Dec-17	-271														
CTS.31.71.700	Excavate & Support Center Drift	90	23-Aug-17 A	16-Jan-18	-351														
CTS.31.71.485	Demo Sidewall, Repair Headwall for North Platform Cavern Excavation	10	04-Sep-17 A	03-Jan-18	-271														
CTS.31.71.720	Excavate & Support Center Bench - Crossover	90	04-Sep-17 A	26-Jan-18	-351														
CTS.31.71.730	Excavate & Construct Invert - Crossover	85	27-Sep-17 A	13-Feb-18	-351														
CTS.31.71.520	Initial Excavation & Support - South Emergency Egress Tunnel	10	26-Oct-17	08-Nov-17	-143														
CTS.31.71.530	Complete Excavation & Support - South Emergency Egress Tunnel	5	09-Nov-17	16-Nov-17	-143														
CTS.31.71.740	Demo Sidewalls, Repair Headwall & Top Joint - Crossover	10	14-Feb-18	27-Feb-18	-351														
	Cavern Lining	217	17-Nov-17	17-Sep-18	-333														
	Concrete/Shotcrete	279	12-Feb-18	07-Mar-19	-325														
	Structural Steel	102	10-Oct-18	06-Mar-19	-327														
	Masonry	102	27-Jul-18	20-Dec-18	-315														
	Mechanical	193	28-Jun-18	25-Mar-19	-337														
	Misc Metal	191	28-Jun-18	29-Mar-19	-332														
	Electrical	200	10-Jul-18	15-Apr-19	-342														
	Electrical - Transportation	79	21-Sep-18	15-Jan-19	-322														
	Architectural Finishes	259	11-Apr-18	17-Apr-19	-301														
	Conveyances	95	14-Dec-18	25-Apr-19	-359														
	Startup & Testing	44	25-Apr-19	26-Jun-19	-350														
	No 13-Disp	1492	13-Nov-13 A	27-Jun-19	63														
Construction YBM Station P-1255																			
	Preconstruction	15	16-Jan-18	05-Feb-18	4														
	Excavation & Support	507	25-Apr-16 A	19-Jul-18	-139														
	Concrete/Shotcrete	317	27-Mar-17 A	13-Nov-18	-212														
	Entrance Roof Level	19	22-Jun-18	19-Jul-18	-127														

Activity ID	Activity Name	Original Duration	Start	Finish	Total Float	2018				2019				2020				2021	
						Q3	Q4	Q1	Q2	Q3	Q4	Q1	Q2	Q3	Q4	Q1	Q2		
Surface Level																			
All Levels																			
Concourse Level																			
YBM.22.14.200	YBM_CN Install Domestic Water- Concourse Sector 2	5	29-May-17 A	27-Feb-18	-99														
YBM.03.30.1170	F/R/P Walls Concourse Level- Headhouse along Slurry walls	10	09-Oct-17 A	21-Nov-17	-216														
YBM.03.30.1160	F/R/P Concourse Level Columns	8	12-Oct-17 A	06-Nov-17	-216														
YBM.03.30.1190	F/R/P Interior Walls Headhouse Concourse Level	10	22-Nov-17	07-Dec-17	-216														
YBM.03.30.1240	FRP Concrete Curb for CMU Walls Headhouse Concourse Level	5	23-Jan-18	29-Jan-18	-206														
YBM.04.22.1230	CMU Walls Headhouse Concourse Level	14	30-Jan-18	16-Feb-18	-206														
YBM.03.30.1550	F/R/P Walls Concourse Level- Station along Slurry wall Col H	5	07-Feb-18	13-Feb-18	-205														
YBM.03.30.1570	F/R/P In-Fill Walls at Mezzanine GL D	5	14-Feb-18	20-Feb-18	-205														
YBM.03.30.1560	F/R/P Walls Concourse Level To Surface Level along Slurry walls Col 11& D GL 08-11	15	14-Feb-18	06-Mar-18	-205														
YBM.22.14.160	YBM_CN Install Air Replenishment Piping-Concourse Level	5	19-Feb-18	23-Feb-18	-117														
YBM.22.14.210	YBM_MZ Install Vents & Drains- Headhouse Concourse	5	26-Feb-18	02-Mar-18	-117														
YBM.22.14.220	YBM_CN Install Domestic Water- Headhouse Concourse	5	05-Mar-18	09-Mar-18	-117														
YBM.05.52.610	Install SS Emergency Exit Gate- Concourse Level	5	13-Jul-18	19-Jul-18	-223														
YBM.05.52.620	Install Tube Steel Structure for Station Agebt Booth, Concourse Level	5	07-Nov-18	13-Nov-18	-289														
Mezzanine Level																			
YBM.03.30.1200	Form Deck Headhouse Mezz Level Slab GL 05-08	10	08-Dec-17	21-Dec-17	-216														
YBM.03.30.1210	Rebar/ Pour Headhouse Mezz Level Slab GL-05-08	15	15-Dec-17	08-Jan-18	-216														
YBM.03.30.1520	Form Deck Headhouse Mezz Level Cantilever Slab GL 8-11	10	22-Dec-17	08-Jan-18	-200														
YBM.03.30.1220	Strip Form/ shore Deck from Concourse Slab to Mezz Level Slab	10	09-Jan-18	22-Jan-18	-206														
YBM.03.30.1530	Rebar/ Pour Headhouse Mezz Level Cantilever Slab GL 08-11	15	09-Jan-18	29-Jan-18	-205														
YBM.03.30.1270	F/R/P Mezz Level Columns	8	16-Jan-18	25-Jan-18	-216														
YBM.03.30.1280	F/R/P Walls Mezz Level- Headhouse along Slurry walls GL 05-08	9	26-Jan-18	07-Feb-18	-216														
YBM.03.30.1540	Install Re-Bracing - Headhouse Mezz Level Cantilever Slab GL-05-08	6	30-Jan-18	06-Feb-18	-205														
YBM.03.30.1300	F/R/P Interior Walls Headhouse Mezz Level	5	08-Feb-18	14-Feb-18	-216														
YBM.03.30.1360	FRP Concrete Curb for CMU Walls Headhouse Mezz Level	5	19-Apr-18	25-Apr-18	-198														
YBM.04.22.1370	CMU Walls Headhouse Mezz to Under Surface Level	15	26-Apr-18	16-May-18	-198														
YBM.22.14.170	YBM_MZ Install Vents & Drains- Headhouse Mezzanine	5	17-May-18	23-May-18	-160														
YBM.22.14.180	YBM_MZ Install Domestic Water- Headhouse Mezzanine	5	17-May-18	23-May-18	-160														
Platform Level																			
Mechanical																			
Electrical																			
Electrical - Transportation																			
Conveyances																			
Startup & Testing																			
No 13-Disp																			
Construction STS P-1256																			
Preconstruction																			
Concrete/Shotcrete																			
Tunnel Concrete																			
Structural Steel																			
Electrical																			
Electrical - Transportation																			
Trackwork																			
Track System Work																			
All Levels																			
STS.34.42.2560	ATSC Systems- Intermediate Design	90	06-Apr-15 A	08-Nov-17	-239														
STS.34.42.2570	ATSC Systems- Final Design	90	03-Aug-15 A	03-Jan-18	-239														
STS.34.42.2580	ATSC Systems- Factory Acceptance Test Complete	90	16-May-16 A	10-Jan-18	-239														

Activity ID	Activity Name	Original Duration	Start	Finish	Total Float	2018		2019				2020				2021	
						Q3	Q4	Q1	Q2	Q3	Q4	Q1	Q2	Q3	Q4	Q1	Q2
STS.34.42.2590	ATSC Systems- Hardware Equipment Procurement	120	06-Jun-16 A	07-Feb-18	-239												
STS.34.42.2610	ATSC Systems- Installation, Software Testing	147	06-Jun-16 A	14-Sep-18	-239												
STS.34.42.2600	ATSC Systems- Deliver Hardware	40	08-Feb-18	04-Apr-18	-239												
STS.34.42.2630	ATSC Systems- Substantial Completion	5	21-Jun-19	27-Jun-19	-338												
STS.34.42.2640	ATSC Systems- Final Acceptance	50	28-Jun-19	09-Sep-19	-338												
STS.34.42.2620	ATSC Systems- Rest of Allowance	2	10-Sep-19	11-Sep-19	-338												
Startup & Testing		83	25-Feb-19	20-Jun-19	-350												
No 13-Disp		1403	09-Jan-14 A	26-Jun-19	64												
Unallocated Contingency		533	26-Oct-17	10-Dec-19	-241												

Appendix C

PROJECT SCOPE AND FUNDING OVERVIEW

Project Overview

The Central Subway Project will construct a modern, efficient light-rail line that will improve public transit in San Francisco. This new 1.7-mile extension of Muni's T Third Line will provide direct connections to major retail, sporting and cultural venues while efficiently transporting people to jobs, educational opportunities and other amenities throughout the city.

The Central Subway Project is Phase 2 of the San Francisco Municipal Transportation Agency's (SFMTA) Third Street Light Rail Transit Project. Phase 1 of the project constructed a 5.1-mile light-rail line along the densely populated 3rd Street corridor. It began revenue service in April 2007, restoring light-rail service to a high transit-ridership area of San Francisco for the first time in 50 years.

The Central Subway Project will extend the T Third Line from the 4th Street Caltrain Station to Chinatown, providing a direct, rapid transit link from the Bayshore and Mission Bay areas to SoMa, Union Square and downtown.

Four new stations will be built along the 1.7-mile project alignment—an above-ground station at 4th and Brannan streets and three underground stations at Moscone Center, Union Square and Chinatown.

The Central Subway will run through the burgeoning technology and digital-media hub in SoMa, where dozens of companies have taken up residence along the 4th Street corridor. Increased



Project Overview - continued

transit options will attract new employers – the Central Subway makes travel more convenient throughout the corridor and improves connections to downtown, local and regional rail and the Muni bus system.

The Central Subway Project will contribute to San Francisco’s economic competitiveness and help secure the city’s status of a regional, national and global hub. It will provide a pollution-free transit option that will reduce the environmental impact of transportation in the city, save natural resources, reduce traffic congestion and improve public transit for thousands of San Franciscans.

Funding Overview

The Central Subway Project is funded by the federal government, the State of California, the Metropolitan Transportation Commission, the San Francisco County Transportation Authority (SFCTA) and the City and County of San Francisco.

The majority of funding for the Central Subway Project is expected to be provided by the Federal Transit Administration’s (FTA) New Starts program, with a total commitment over the life of the project of \$942.2 million. To date, \$41 million in Department of Transportation Congestion Mitigation and Air Quality Improvement Program funds have been committed and expended.

With the addition in the December 2013 MPR of work to relocate the retrieval site for two tunnel boring machines (TBMs), the SFMTA’s baseline budget for the Central Subway Project is \$1.588 billion. In total, about half of the Third Street Light Rail Transit Project’s funding is from federal sources, with the remaining half from state and local sources. This is in line with the expectations of the FTA for New Starts-financed programs.

The table below summarizes the local, state and federal fund sources for both phases of the T Third Line including with the addition of the retrieval shaft to the Phase 2 totals.

	T Third (Phase 1)	Central Subway (Phase 2 + Retrieval Shaft Relocation)	Total (Phase 1 + Phase 2 + Retrieval Shaft Relocation)	Percentage of Total
Federal	\$123.380	\$983.225	\$1,106.605	49.5%
State	\$160.700	\$471.100	\$631.800	28.2%
Local	\$364.380	\$133.675	\$498.055	22.3%
Total	\$648.460	\$1,588.000	\$2,236.460	100.0%

All amounts in millions of dollars

The six charts that follow summarize use of fund sources by phase and with the addition of the retrieval shaft relocation additional budget and funding:

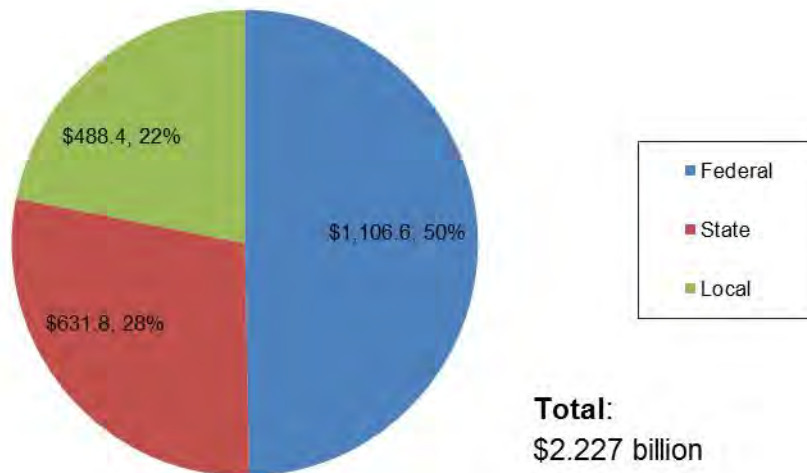
- Phase 1 + Phase 2 of the T Third Line federal, state and local funding percentages previous to the addition of the retrieval shaft relocation budget and funding in December 2013.

Funding Overview - continued

- Phase 2 Central Subway Project only total funding source percentages previous to the addition of the retrieval shaft relocation budget and funding.
- Phase 2 Central Subway Project only detail of the six State and Local funding sources previous to the addition of the retrieval shaft relocation.
- The next three charts that follow are the above three data sets above with the retrieval shaft relocation budget and funding added to the overall presentation.

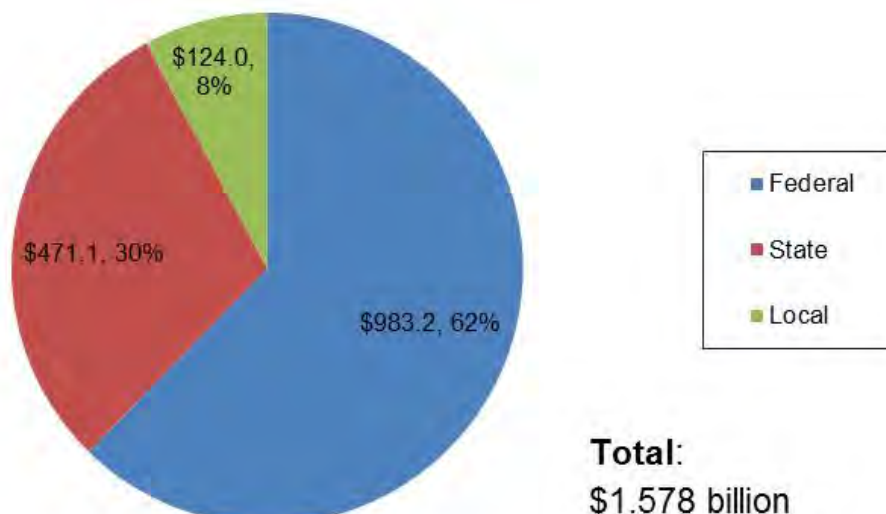
Third Street Light Rail Transit Project Funding

Phase 1 + Phase 2
(\$ in millions)



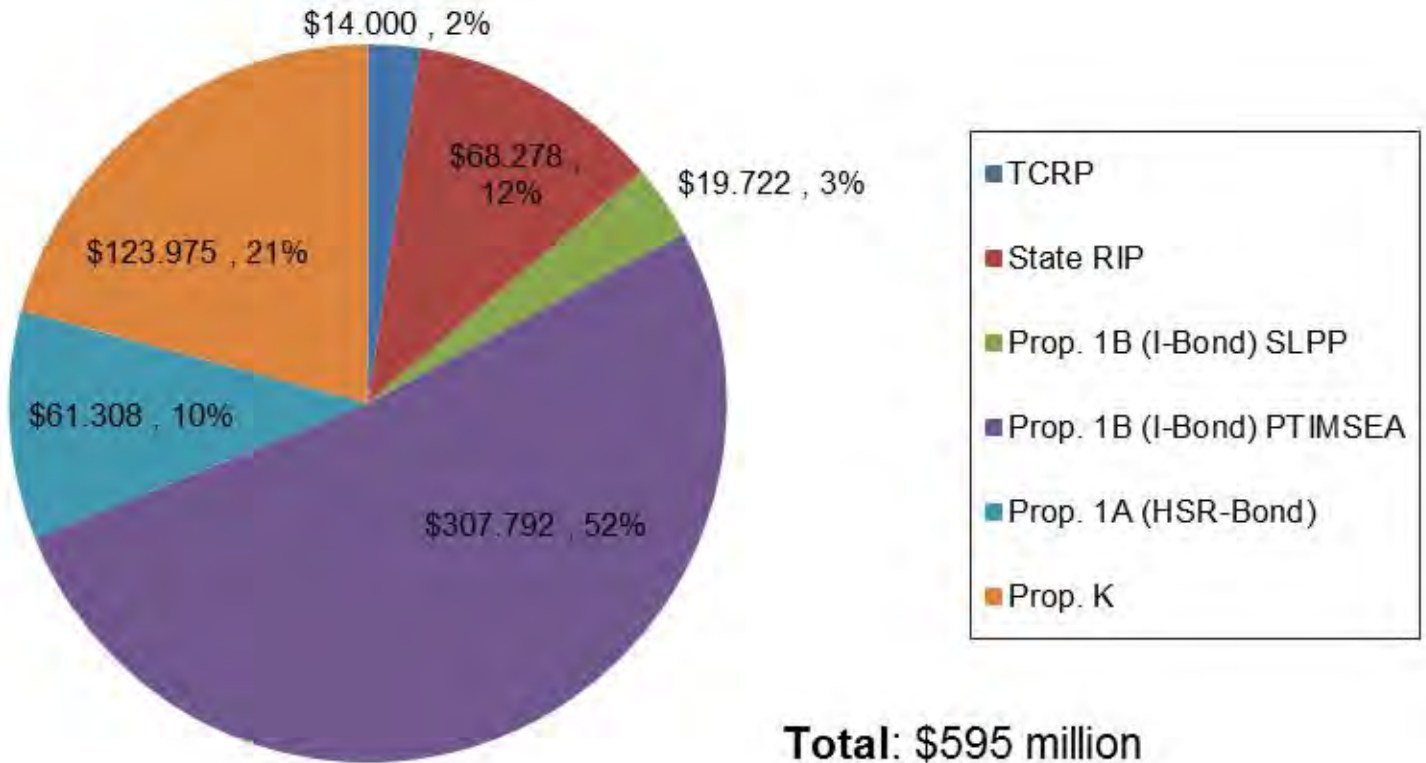
Central Subway Project Funding

Phase 2
(\$ in millions)



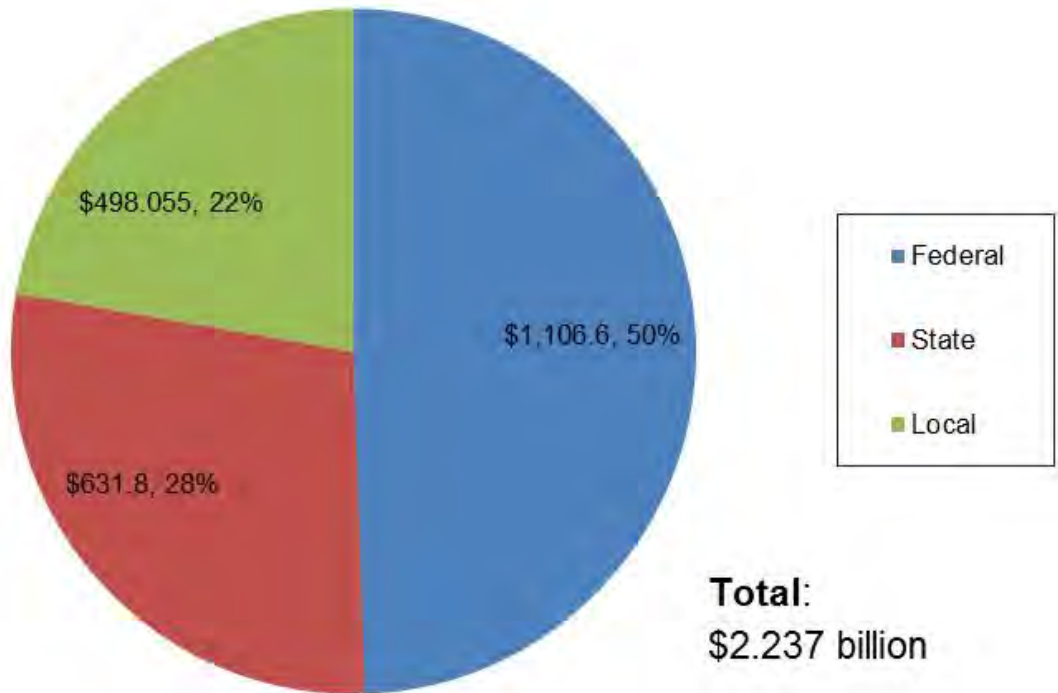
State and Local Funding

Phase 2
(\$ in millions)



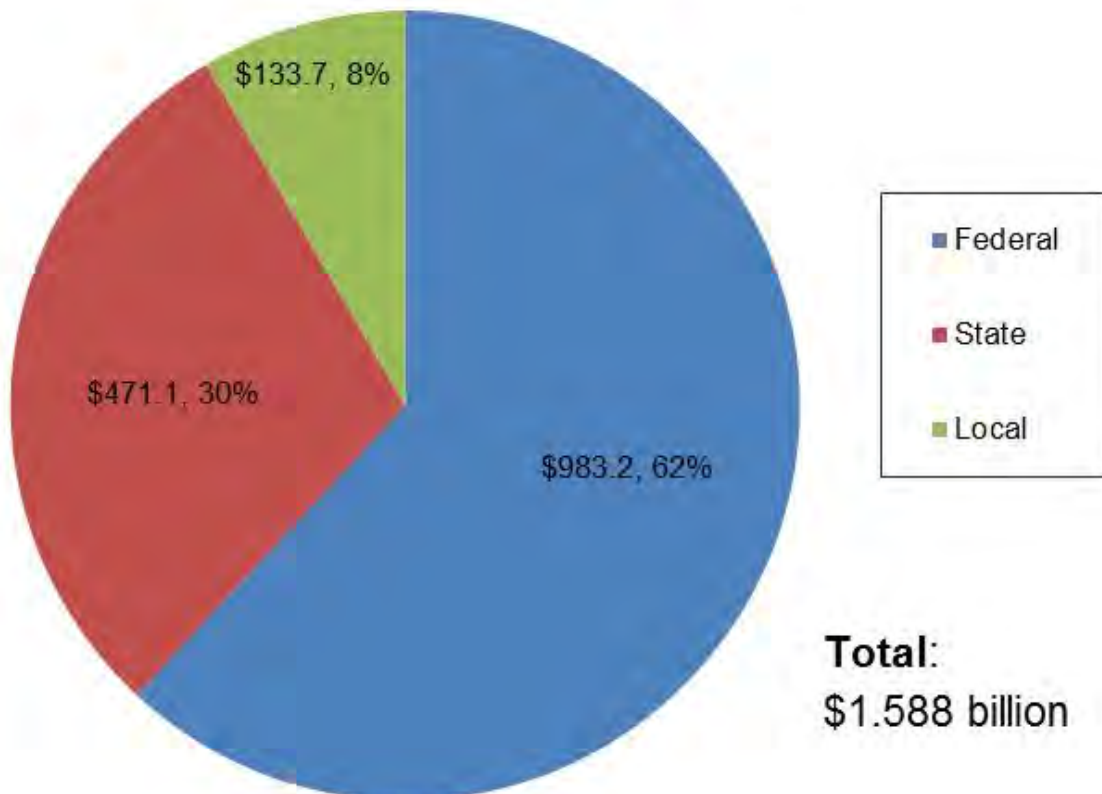
Third Street Light Rail Transit Project Funding

Phase 1 + Phase 2 + Retrieval Shaft Relocation
(\$ in millions)

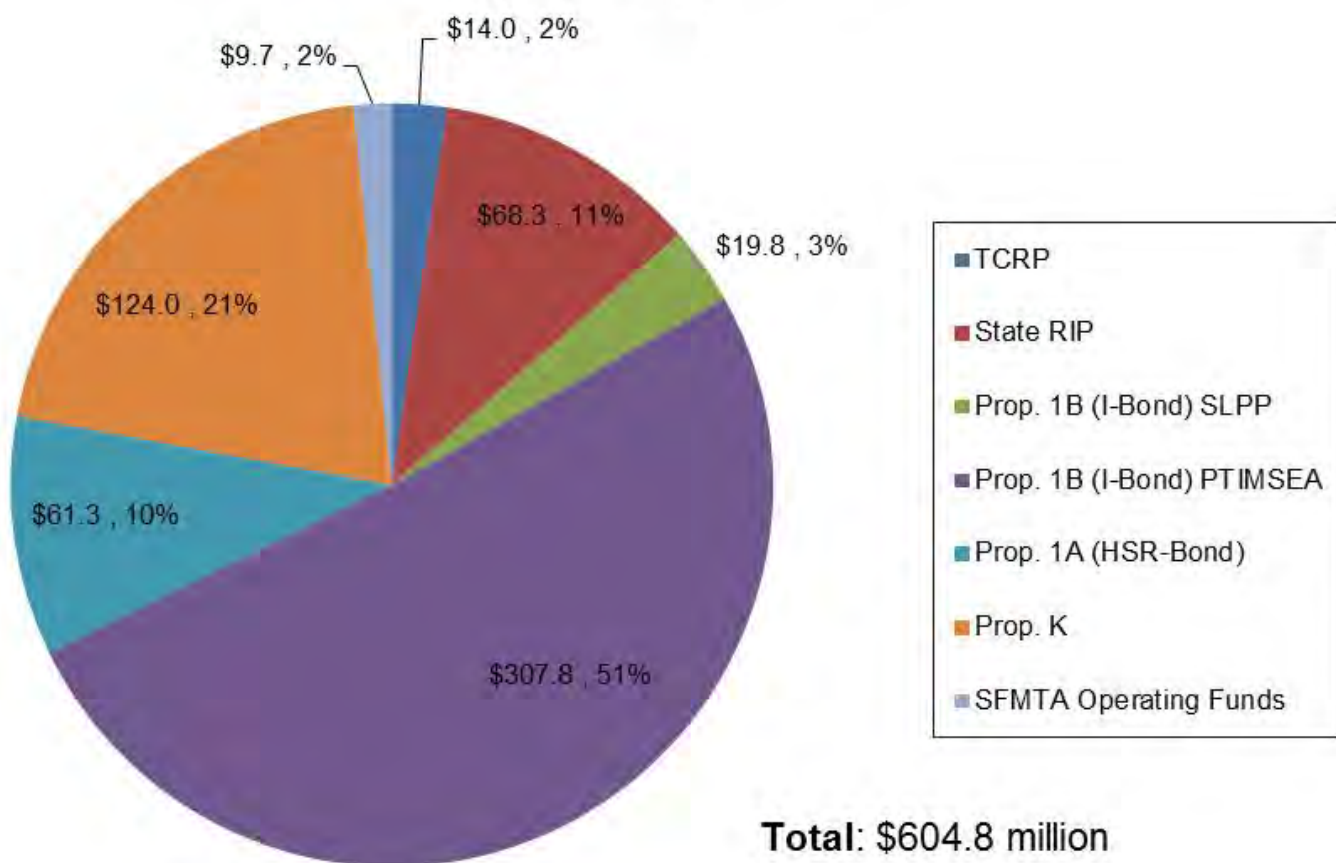


Central Subway Project Funding

Phase 2 + Retrieval Shaft Relocation
(\$ in millions)



State and Local Funding Phase 2 + Retrieval Shaft Relocation (\$ in millions)



Appendix D

COMPLETED CONTRACTS

Moscone Station and Portal Utility Relocation

Contract 1250

Contractor: Synergy Project Management, Inc.

Budget/Expenditures

Category	Amount
Original Budget	\$11,227,316
Expenditures Final	\$11,968,150
Utility Reimbursements	(\$2,275,419)
Final Program Cost	\$9,692,731
Budget Impact (Underrun)	(\$1,534,585)

Contract Details

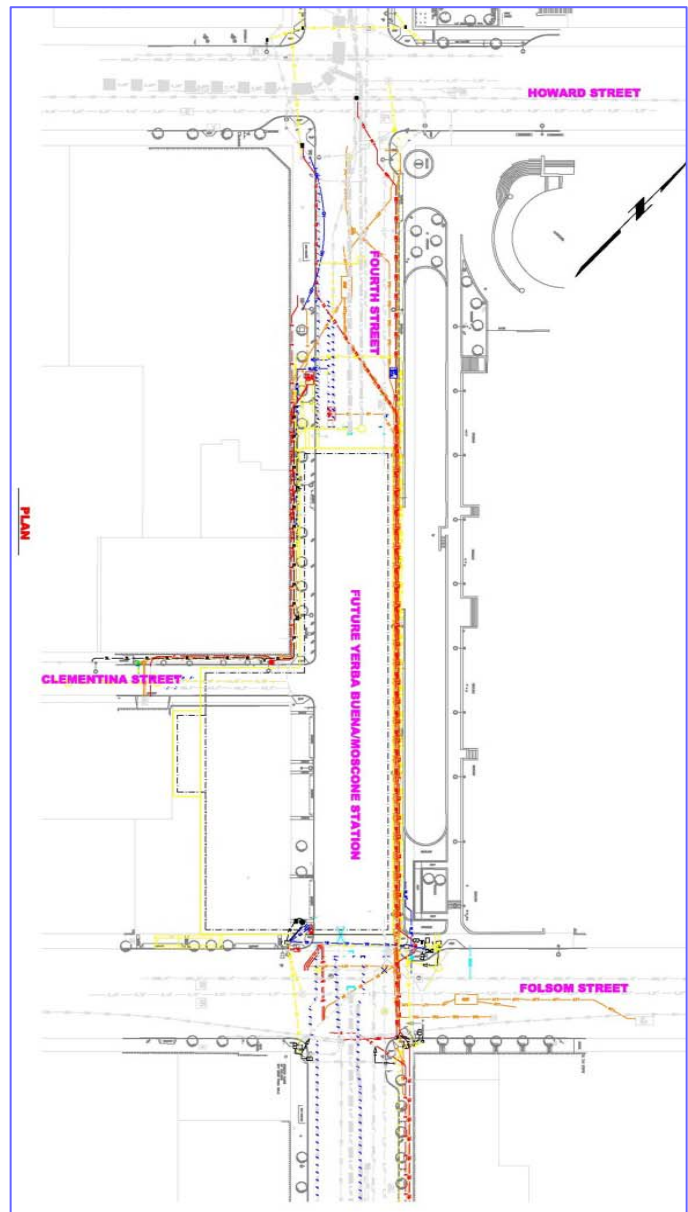
Contract Awarded:	November 17, 2009
Notice to Proceed:	January 4, 2010
Substantial Completion:	June 23, 2011
Contract Award Value:	\$ 9,273,939
Modifications Final :	\$ 2,694,211
Final Contract Value:	\$11,968,150

Status

- Work complete
- Project closeout administration and documentation
- Final Completion Date: June 23, 2011

Description

This project relocates utilities within the footprint of the proposed Yerba Buena/Moscone Station and the 4th Street Portal where the tunnel boring machines will descend underground. Also included is installation of building protections and monitoring of buildings adjacent to utility trenches.



Union Square/Market Street Station Utility Relocation

Contract 1251

Contractor: Synergy Project Management, Inc.

Budget/Expenditures	
Category	Amount
Original Budget	\$22,199,847
Expenditures Final	\$20,699,081
Utility Reimbursements	(7,413,510)
Final Program Costs	\$13,176,169
Budget Impact (Underrun)	(\$9,023,678)

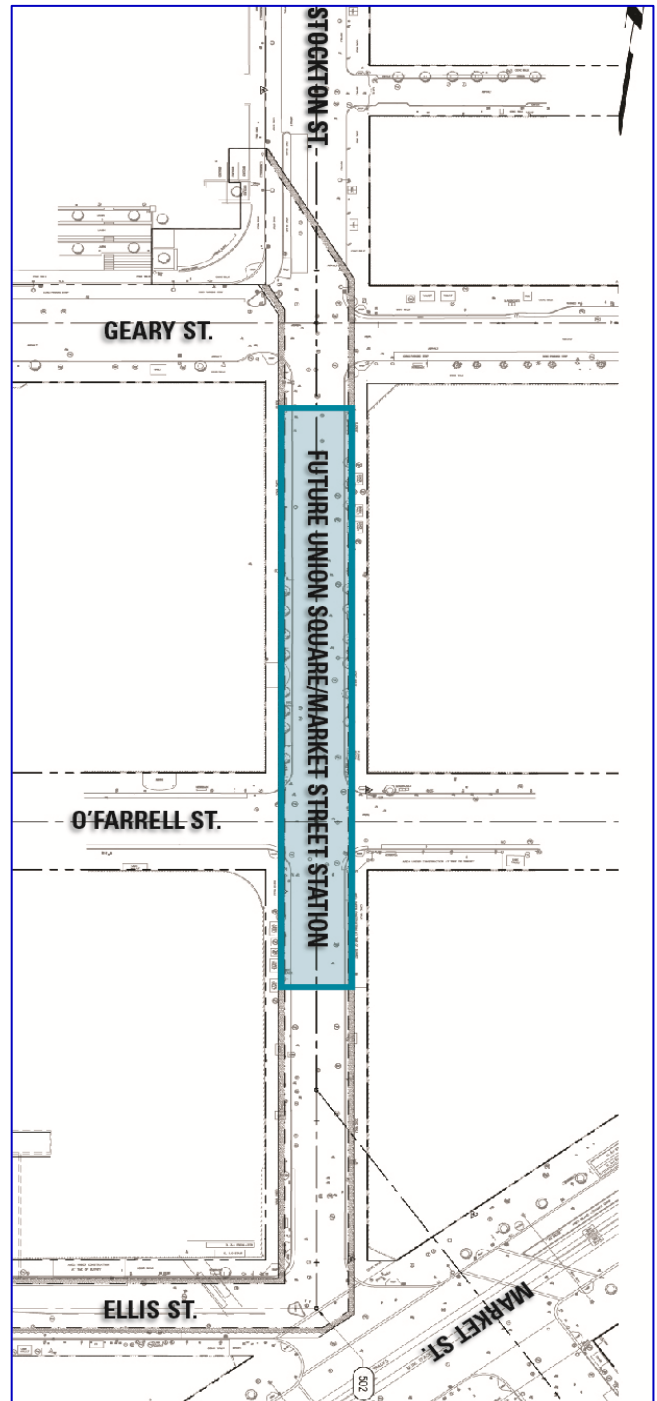
Contract Details	
Contract Awarded:	December 7, 2010
Notice to Proceed:	January 12, 2011
Substantial Completion:	August 16, 2012
Contract Award Value:	\$16,832,550
Modifications Final:	\$3,836,531
Final Contract Value:	\$20,669,081

Status

- Final completion on October 15, 2012
- Completed punch list work
- Project Final Acceptance on November 15, 2013
- Completed final construction contract administrative closeout in June 2017

Description

This project relocates utilities for the Union Square/Market Street Station and temporarily reroutes existing trolley coach lines around the construction.



Central Subway Pagoda Palace Demolition

Contract 1277 Contractor: MH Construction

Work Description

Demolish and clear the former Pagoda Theater for use the site to recover the tunnel boring machines when tunnels are completed in 2015. Locate and supply contractor facilities and installations. Obtain permits and approvals and coordinate work with City agencies and utility companies. Furnish and install signs and distribute notices to the local community prior to commencing with construction, cleanup and remove of debris from the site.

- Contract funded by SFMTA Operating funds
- Work was substantially completed September 24, 2013
- Completed administrative closeout in June 2016

Budget/Expenditures	
Category	Amount
Current Budget	\$648,976
Expenditures to Date	\$648,976

Contract Details	
Contract Awarded:	June 12, 2013
Notice to Proceed:	July 15, 2013
Substantial Completion:	Sept. 24, 2013
Contract Award Value:	\$498,995
Modifications to Date:	\$149,981
Current Contract Value:	\$648,976



Central Subway Tunneling

Contract 1252 Contractor: Barnard Impregilo Healy Joint Venture

Description of Work

1.5-mile twin bore tunnels from Hwy I-80 to North Beach using two tunnel boring machines (TBMs). Contractor procurement and installation of the TBMs; construction of the TBM launch box and retrieval shaft excavation support; Yerba Buena/Moscone Station and Union Square/Market Street Station end walls; tunnel excavation and installation of precast segmental lining, the 4th Street portal transition to the surface and cross passages. Throughout, settlement monitoring and protection of existing utilities, buildings and BART tunnels.

Status

- Final Completion Date: May 15, 2015
- Administrative closeout in progress

Budget/Expenditures	
Category	Amount
Current Budget	\$235,913,500
Other Project Budget	\$5,150,000
Other Offset Credits	\$1,291,078
Expenditures to Date	\$234,881,397

Contract Details	
Contract Awarded:	June 28, 2011
Notice to Proceed 1:	January 27, 2012
Notice to Proceed 2:	March 14, 2012
Partial NTP 3:	April 12, 2012
Notice to Proceed 3:	October 15, 2012
Substantial Completion:	April 13, 2015
Contract Award Value:	\$233,584,015
Modifications to Date:	\$8,270,765
Current Contract Value:	\$241,854,780



Appendix E

SBE PARTICIPATION

Quarterly Report

Current Report: July 2017 – September 2017

PROGRAM SUPPORT CONTRACTS – SBE PARTICIPATION

Appendix E presents the Central Subway Program Small Business Enterprise or SBE goals and the actual SBE participation achieved to date – as of September 30, 2017.¹

CS Program SBE Summary Table for Professional Services and Construction Contracts

The summary compares the dollar value of the Base Contracts, the SBE Contract Goals, the percent and dollar value expended to date and the SBE actual participation to date.

Appendix E - Monthly Progress Report - Reported Quarterly in 2017

CS Program SBE Summary Table for Professional Services and Construction Contracts

Contract No.	Contractor	Services/Segment	A	B	C	D	E	F	G	
			Contract Amount	SFMTA SBE Contract Goal	Contract Expenditure to Date (Est.)	SBE Actual to Date	SBE Contract \$s = A * B	SBE Amount to Date = C * D	Contractor's SBE Goal (in Bid)	
A Project Professional Services Contracts			millions		millions		millions	millions		
1	149	CS Partnership	Project Management	\$85.14	30%	\$62.68	32.6%	\$25.54	\$20.43	31.4%
2	156	Hill International	Project Controls Task 1	\$17.11	26%	\$9.85	29.2%	\$4.45	\$2.88	26.0%
3	155-1	PB Telemon	Tunnels Design	\$7.94	30%	\$7.94	30.2%	\$2.38	\$2.40	31.6%
4	155-2	CS Design Group	Stations Design	\$37.05	30%	\$36.63	35.5%	\$11.12	\$13.00	36.4%
5	155-3	HNTB, Inc.- B&C	Systems, Track & Surface Station Design	\$17.23	30%	\$14.57	26.4%	\$5.17	\$3.85	30.0%
Subtotal Professional Services				\$164.48		\$131.67		\$48.66	\$42.55	
B Project Construction Contracts			millions		millions		millions	millions		
1	1250	Synergy Inc	Utility Relocation 1	\$11.97	20%	\$11.97	97.2%	\$2.39	\$11.63	96.4%
2	1251	Synergy Inc	Utility Relocation 2	\$20.79	20%	\$20.79	87.4%	\$4.16	\$18.18	94.9%
3	1252	BIH	Tunnels and Portal - in Construction	\$241.29	6%	233.59	5.8%	\$14.48	\$13.51	6.1%
4	1277	MH Construction	Pagoda Demolition	\$0.65	100%	\$0.65	100.0%	\$0.65	\$0.65	100.0%
5	1300	Tutor-Perini	Stations/Track/Systems - in Construction	847.40	20%	\$535.93	19.2%	\$169.48	\$102.99	25.5%
Subtotal Construction Contracts				\$1,122.11		\$802.93		\$191.16	\$146.95	
Contract	Contractor	Services/Segment	Base Contract	SFMTA Goal	Expenditur	SBE	= A * B	= C * D	Bid Goal	
			A	B	C	D	E	F	G	

SBE Summary Table Notes and Sources:

- a) Column A is the base contract amount awarded. Column B is the Agency SBE goal percent for each contract awarded.
The SFMTA SBE Contract Goals are also on the Central Subway web site under the listing of on-going contracts – see “**Closed and Awarded Contracts**” at this link: <http://centralsubwaysf.com/content/closed-and-awarded-contracts>
- b) Column C shows each contract's current amount expended to date (estimated) including accruals. Column D is the actual SBE percent level of each contract based on payments to date.
Column E is the expected SBE dollar amount when the contract amount is completed and the SFMTA SBE goal achieved using this calculation: Columns A * B = Column E, the SBE Expected \$ Amount.
Column F is the actual SBE dollar amount out of the total contract expenditure to date:

¹ An SBE is a for-profit, small business concern with a three (3) year average gross revenue not exceeding \$14 million or \$12 million, depending on the scope of work to be performed, that is certified under any of the following programs: the State of California's Small Business Program with the Department of General Services ("State Program"), the City and County of San Francisco's LBE Program ("City Program"), or the California Unified Certification Program ("Federal DBE program").

Columns C * D = Column F, the SBE Expended \$ Amount.

The source of the SBE Actual percent to date and dollar amounts are Progress Payment Applications and Contractor's monthly submittals that may include the current estimated accruals. The BIH SBE percent is from the contractor's progress payment #40, Form 6.

- c) Column G, the Contractor's SBE Goal in the submitted bid, is background information that is not calculated in the table. The table source of the Contractor's SBE Goals is from the SFMTA Contract Compliance Office. A Contractor's SBE goal in the bid is one source used by SFMTA Contract Compliance to assess and propose the Agency's SBE goal for a contract.
- d) The three construction contracts shown in **bold type, 1250, 1251 and 1277**, with gray background, are completed contracts. Little to no changes will be shown in future reports.
- e) The SBE Hill International Actual to Date SBE participation is 29.2% for the overall SFMTA contract. The Hill International data is for the Central Subway Task 1 portion of the Hill International contract to provide SFMTA Project Controls services and systems.
- f) The SBE SFMTA goal for Contract 1300 Tutor-Perini is 20% SBE with a provision of 50% for trucking.

The 1300 Tutor-Perini SBE percent Actual is based on the SBE data provided in Progress Payment #45, September 2017, SFMTA SBE FORM No. 6.

- g) The SBE SFMTA goal for Contract 1277 MH Construction was based on an SBE set-aside.

SBE Participation Details

The two tables that follow present the Central Subway's professional services and construction contract amounts, expenditures and SBE levels with additional details.

Active Professional Services Contracts - SBE Participation Details

As of: 9/30/2017

Contract:	Project Management and Construction management	
Contract No.	CS-149 Central Subway Partnership*	
Status:	On-going	
	Base Contract Value	\$85,139,092
	Approved Change Orders	-0-
	Current Contract Value	\$85,139,092
	Expended to Date (est.)	\$62,684,498
	% Expended	73.6%
	SBE SFMTA Goal	30.0%
	SBE Participation	32.6%
Contract:	Project Controls Cost and Schedule Support	
Contract No.	CS 156 Hill International Task 1*	
Status:	On-going	
	Base Contract Value	\$17,112,873
	Approved Change Orders	-0-
	Current Contract Value	\$17,112,873
	Expended to Date (est.)	\$9,846,888
	% Expended	57.5%
	SBE SFMTA Goal	26.0%
	SBE Participation	29.2%
Contract:	Design Package 1 for CNs 1250, 1251 and 1252 Tunnels	
Contract No.	CS-155-1 PB / Telemon*	
Status:	Design is completed. Construction support ongoing	
	Base Contract Value	\$5,795,000
	Approved Change Orders (7)	\$2,145,159
	Current Contract Value	\$7,940,159
	Expended to Date (est.)	\$7,937,601
	% Expended	100.0%
	SBE SFMTA Goal	30.0%
	SBE Participation	30.2%
Contract:	Design Package 2 for 1253 UMS, 1254 CTS, 1255 YBM Stations.	
Contract No.	CS-155-2 Central Subway Design Group*	
Status:	Design is completed. Construction support ongoing	
	Base Contract Value	\$35,428,038
	Approved Change Orders (1)	\$1,626,722
	Current Contract Value	\$37,054,760
	Expended to Date (est.)	\$36,629,789
	% Expended	98.9%
	SBE SFMTA Goal	30.0%
	SBE Participation	35.5%
Contract:	DP 3 Systems, Track work, Surface station.	
Contract No.	CS-155-3 HNTB-B&C*	
Status:	Design is completed. Construction support ongoing	
	Base Contract Value	\$16,864,250
	Approved Change Orders (5)	\$368,002
	Current Contract Value	\$17,232,252
	Expended to Date (est.)	\$14,570,305
	% Expended	84.6%
	SBE SFMTA Goal	30.0%
	SBE Participation	26.4%

* denote accrual

Active and Completed Construction Contracts - SBE Participation Details

		<i>Data as of:</i>	9/30/2017
Contract:	Synergy Inc Utility Relocation 1 YBM & Launch Box		
Contract No.	1250		
Status:	Contract is completed and closed out		
	Base Contract Value		\$9,273,939
	Approved Change Orders		\$2,694,211
	Final Contract Value		\$11,968,150
	% Expended		100%
	SBE SFMTA Goal		20%
	SBE Participation To Date		97.2%
Contract:	Synergy Inc Utility Relocation 2 UMS		
Contract No.	1251		
Status:	Contract is completed and closed out		
	Base Contract Value		\$16,832,550
	Approved Change Orders		3,836,531
	Final Contract Value		\$20,699,081
	% Expended		100%
	SBE SFMTA Goal		20.0%
	SBE Participation To Date		87.4%
Contract:	Pagoda Palace Demolition / MH Construction		
Contract No.	1277		
Status:	Contract is completed and closed out		
	Base Contract Value		\$498,995
	Approved Change Orders		\$149,981
	Current Contract Value		\$648,976
	Expended to Date (est.)		\$648,976
	% Expended		100.00%
	SBE SFMTA Goal		100.0%
	SBE Participation To Date		100.0%
Contract:	Tunnels Barnard/Impregilo/Haley		
Contract No.	1252		
Status:	Construction is underway and ongoing		
	Base Contract Value		\$233,584,015
	Approved Change Orders		\$8,255,506
	Current Contract Value		\$241,839,521
	Expended to Date (est.)		\$233,589,322
	% Expended		96.6%
	SBE SFMTA Goal		6.0%
	SBE Participation To Date		5.8%
Contract:	Stations and Systems / Tutor Perini		
Contract No.	1300		
Status:	Construction is underway and ongoing		
	Base Contract Value		\$839,676,400
	Approved Change Orders		\$7,726,806
	Current Contract Value		\$847,403,206
	Expended to Date (est.)		\$535,928,574
	% Expended		63.2%
	SBE SFMTA Goal		20.0%
	SBE Participation To Date		19.2%

Photos on the next page:

In September 2017, a view at Yerba Buena station where a formwork deck is being built across the full length of headhouse. Workers assemble utility conduits and pipes to be installed under Yerba Buena/Moscone Station platform. The lowest level of temporary bracing has been removed from inside the station box following completion of the invert slab. At STS station, pavement renovation along 4th Street.

central subway

Central Subway Project Office
530 Bush Street, Suite 400
San Francisco, CA 94108
Email: central.subway@sfmta.com



www.centra subwaysf.com



www.twitter.com/central_subway



www.facebook.com/centra subway



www.centra subwayblog.com



www.youtube.com/municaentra subwaysf



www.flickr.com/municaentra subway

This document is published by the SFMTA and the City and County of San Francisco as a service to individuals and agencies interested in the Central Subway Project. Funding for the Central Subway is made possible through funds provided by the Federal Transit Administration, the State of California, the Metropolitan Transportation Commission and the San Francisco County Transportation Authority.



SFMTA
Municipal
Transportation
Agency

