

central subway

Preparing for the Holidays

Unrolling the green carpet of the 2016 Winter Walk, on Stockton between Ellis and Geary.



Progress Report

November 2016



SFMTA
Municipal
Transportation
Agency

This page intentionally left blank

Table of Contents

Executive Summary	5
Key Milestones	6
Costs and Schedule	7
Costs	7
Earned Value Analysis	7
Schedule Highlights.....	8
Master Project Schedule	10
Contracts & Construction	11
Contract 1300 Stations, Surface, Track and Systems.....	12
Work Package1254 Chinatown Station	13
Work Package1253 Union Square / Market Street Station	16
Work Package1255 Yerba Buena / Moscone Station	19
Work Package1256 Systems, Trackwork & Stations	23
Program Components	25
Community Outreach	25
Quality Assurance	26
Risk Management	28
Program Safety & Security	29
Technical Capacity	31
Staffing	32
Third-Party Agreements and Licenses	33
LRV Procurement.....	33
Current Construction Activity and Progress Photos	34

See Table of Content page that follows for Cover Photo captions.

Table of Contents - continued

Appendices

Appendix A: Cost Report.....	A1
Appendix B: Schedule Report.....	B1
Appendix C: Program Overview of Scope and Funding.....	C1
Appendix D: Completed Contracts	D1
Appendix E: SBE Participation by Contract (Reported Quarterly).....	E1
Central Subway Project Contact Information.....	E5



Cover photo: Workers carefully unroll sections of the famous green turf of the holiday season Winter Walk, on Stockton between Ellis and Geary. This festive plaza has been constructed atop the Union Square/Market Street Station worksite for the last two years, and has been celebrated by shoppers, locals, and tourists alike. **More photos can be found starting on page 35.**

Above photos: Work to begin excavating the platform cavern and future track crossover cavern has begun from inside the cross-cut cavern, already excavated under the Washington and Stockton intersection. As with the cross-cut cavern, work will be conducted in phases, with shotcrete sprayed on steel mesh for reinforcing.

See the Appendix E final page for CS websites hyperlinks and public outreach on line resources. The Project main web site is at: <http://www.centalsubwaysf.com/>



Work to excavate the lowest level of the Yerba Buena/Moscone Station box under 4th Street has reached its lowest level.

Executive Summary

Continued excavation at YBM, UMS and CTS Stations as we advance to the respective station inverts. STS continues tunnel invert drain pipe and catch basins installations in the Southbound and Northbound tunnels.

Chinatown Station - Headhouse excavated to 16' below Temp Level 5.0 walers and struts. Completed barrel vaults for North and South Platform Caverns, both installation and grouting. Incidental street work (minor), ongoing monitoring and surveying. Primary lining and headwall completed for the North Emergency Egress (NEE) Shaft and Tunnel.

Union Square/Market Street Station - North Concourse: Install instrumentation and utilities. Platform Station: Continue to excavate to below intermediate strut level and install structural steel. UMS Garage: Completed FRP of elevator and escalator pits and in-ground utilities. Commenced excavation of SOG edge beams, and thickened slab for CMU Wall footing for the UMS North Entrance.

Yerba Buena/Moscone Station - Completed street paving on the east side of 4th Street, north of the north headwall, south of Howard Street intersection. Excavation and installation of Level 6 temporary struts beneath Concourse slab in the Station box is in progress. Began excavation to Invert level (section 1 of 6 near north headwall). Completed placement of concrete stairs for Stair 1 at north headwall. Began interior wall placement in Concourse Level.

Surface, Track and Systems– Continued 78" sewer rehabilitation. Continued tunnel drainage system installation. Continued tunnel invert slab drain pipe and catch basins work. Continued MRY ductbank installation. Continued AWSS installation. Continued pavement renovation.

Tunnel - Contract administrative closeout is ongoing.

Total project costs to date are \$1,006.01 million, an increase of \$8.40 million over last month. The total cost to date equals 63.74% of the total project budget of \$1.578 billion. The Master Project Schedule forecasts a Revenue Service Date of August 2019.

The Stations Contractors' Safety Reports shows that one recordable accident took place this month. The rates of work site accident incidents by the man hours worked, continue to be below industry standards - see tables on page 30.

Key Milestones

Building the 2016 holiday season Winter Walk



1 Crews clean up the work site, remove pedestrian barriers, and grade the site

MILESTONE	DATE EXPECTED
General	
Revenue Service	August 2019
Contract 1300 Stations, Surface, Track, Systems	
Notice to Proceed (NTP 1)	June 17, 2013 (A)
Notice to Proceed (NTP 2)	January 12, 2014 (A)
Substantial Completion	February 10, 2018



2 Green turf, lighting, and seating are installed



3 Shoppers and pedestrians enjoy the open space and holiday comfort

Costs and Schedule

Costs (See Appendix A for Details)

The Current Cost Estimate (CCE) for the Central Subway Project is **\$1.578 billion** in year of expenditure dollars (\$YOE). This total project cost is shown at the top of Report 7.1, Program Project Budget. This capital cost projection incorporates allocated and unallocated contingencies to cover the risks associated with the project completion.

Total net incurred costs for the project are \$1,006.01 million, a \$8.40 million increase over last month. The cost to date figure reflects expenditures through FAMIS 786 Report (\$957.38 million) plus the utilities joint trench Form B Reimbursement payment (\$11.12 million), invoices currently being processed (\$23.77 million) and estimates of outstanding pay requests (\$3.26 million). This incurred amount equals 63.74% of the total project budget of \$1.578 billion.

The current funding level to date is \$1,329.79 million. This represents 84% of the total project budget.

Earned Value Analysis

In November 2016 Report, the Preliminary Earned Value Analysis reports is based on the SFMTA October Schedule Update. The Planned Value, Earned Value, Actual Cost, Percent Complete and resulting indexes as follows:

Preliminary November Earned Value

Overall Budgeted Cost:	\$1,578,300,000
Planned Value:	\$1,302,951,194
Earned Value:	\$1,005,221,845
Actual Cost:	\$1,006,007,800
Schedule Performance Index (SPI):	0.77
Cost Performance Index (CPI):	1.00
Percent Complete:	63.7%

Schedule Highlights

The Master Project Schedule (MPS) below includes progress through November 2016. The November 2016 Schedule Update submittal from Contract 1300 Contractor is rejected due to incorrect schedule logic. The Contract 1300 schedule represented in this report is based on the SFMTA November 2016 Schedule Update.

The MPS shows a forecast Revenue Service Date of August 2019.

The controlling critical (longest) path of the MPS runs through CTS Excavation succeeded by STS Startup & Testing, Commissioning and Pre-Revenue Activities to the Baseline Finish and Revenue Service Date. See Appendix B – Longest Path. The latest schedule shows the longest path running through the Chinatown Station (CTS). Contractor is required to implement a Recovery Schedule to put the Project back on schedule.

Schedule Contingency is fully utilized on the critical path of the MPS, which is below the Minimum Schedule Contingency level of 6 months. A schedule re-evaluation will be performed, utilizing the updated Contract 1300 Schedule. Recovery options are being implemented in key areas as work proceeds. SFMTA continues to meet with Contractor to discuss all schedule concerns and comments. Installation of the South Platform Cavern Barrel Vaults completed along with the Break-out of the Top Right Center Heading at the South Platform Caverns. Excavation and Support of the Top Right Heading & Bench then began and maintained consistent level of production. TPC has continued the mitigation effort to institute two-twelve hours shifts or six days per week, in an effort to recover some lost time. Contract 1300 Schedule shows no delay in November and maintains the prior month's forecast Revenue Service Date of August 29, 2019.

Contract 1300 Contractor submitted twenty-four (24) Schedule Updates from December 2014 to November 2016. SFMTA rejected fourteen (14) Schedule Updates from September 2015 to April 2016 and June to November 2016. SFMTA approved as noted the May 2016 Schedule Update. Contractor has been directed to develop a Recovery Schedule as required by Contract and correct out-of-sequence and Retained Logic driving many of the forecast dates. Review of schedule updates as well as identifying recovery options is ongoing.

Contract 1300 - WP1253 UMS / WP1254R CTS / WP1255 YBM / WP1256 STS:

The Contractor, Tutor Perini Corporation's (TPC) baseline schedule is incorporated into the master program schedule. The preliminary SFMTA Contract 1300 November 2016 schedule is used within the November Report. The SFMTA Contract 1300 November 2016 schedule is based on the approved baseline schedule logic with adjustments made for fixing retained logic and lags. The SFMTA will continue to use the SFMTA Contract 1300 schedule update as a forecasting tool going forward until the Contract 1300 Contractor submits an acceptable schedule that addresses all of SFMTA scheduling concerns.



Crews on 4th Street in SoMa along the future surface portion of the alignment are conducting street restoration improvements one portion of the blocks at a time.

Schedule Highlights - Continued

Work Package P-1254R (CTS) has performed the following work this month:

- Head house- excavated to 16' below Temp Level 5.0 walers and struts
- Completed Barrel Vaults for North and South Platform Caverns, both installation and grouting
- Incidental street work (minor), ongoing monitoring and surveying
- Primary lining and headwall completed for the North Emergency Egress (NEE) Shaft and Tunnel

Work Package P-1253 (UMS) has performed the following work this month:

- North Concourse: Install instrumentation and utilities. Perform chipping of north headwall
- Platform Station: Continue to excavate below intermediate strut level and install structural steel. Excavate and install support in Emergency Egress Stairs 3&4 on O'Farrell Street
- UMS North Entrance - Completed FRP of elevator and escalator pits and in-ground utilities. Installed temporary support of south wall. UMS North Entrance - PCC-125 – Commenced excavation of SOG edge beams, and thickened slab for CMU Wall footing. Union Square Garage deck over new ramp - Stripped formwork and shoring. Installed waterproofing (95% complete). Union Square Garage Ramps - PCC-144 restoration work on the new Union Square Garage ramp progressed to approximately 95% complete

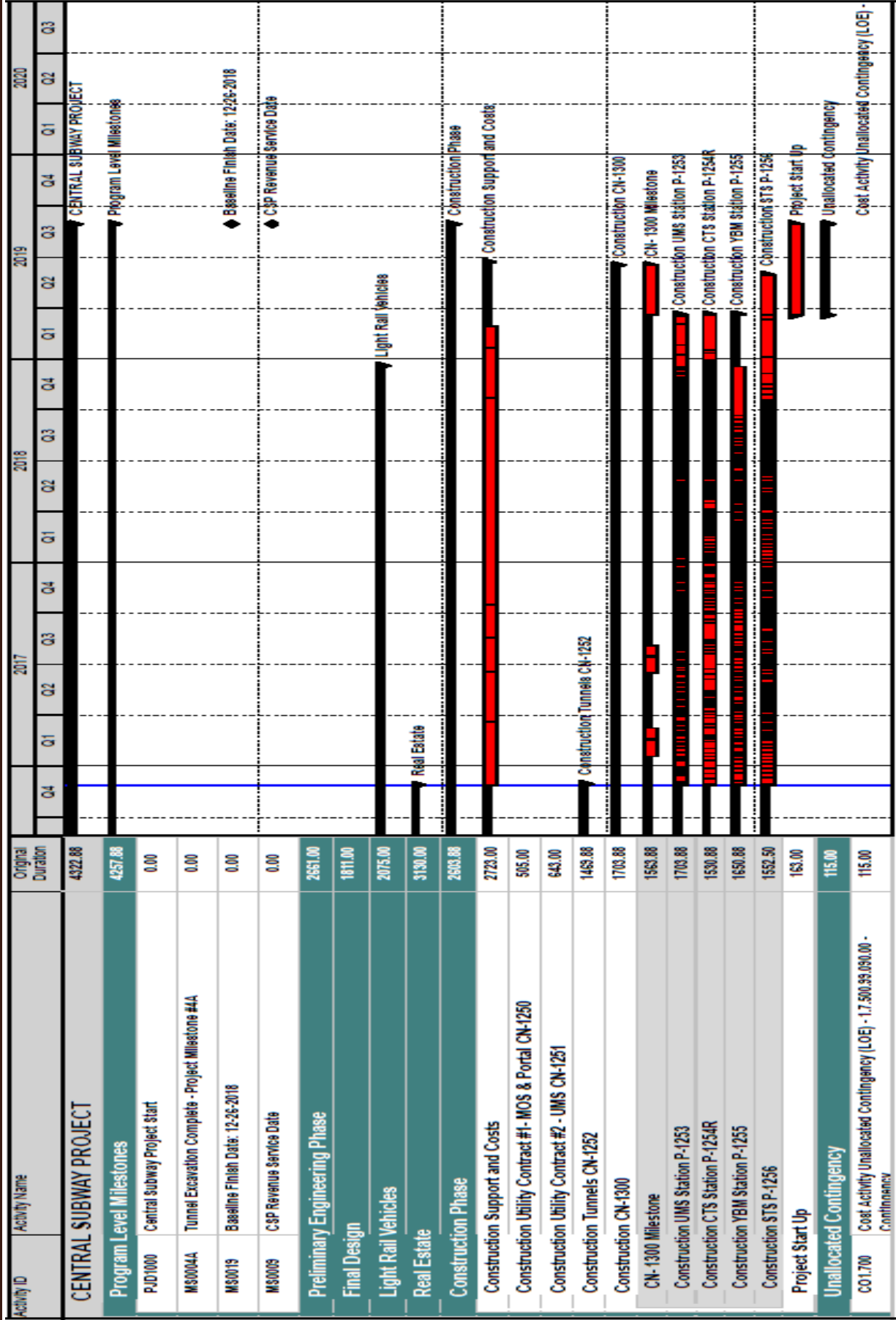
Work Package P-1255 (YBM) has performed the following work this month:

- Completed street paving on east side of 4th Street north of the north headwall, south of Howard Street intersection
- Excavation and installation of Level 6 Temporary Struts beneath Concourse slab in Station Box is in progress
- Began excavation to Invert level (section 1 of 6 near north headwall)
- Completed placement of concrete stairs for Stair 1 at north headwall
- Began installation of metal stairs at Stair 1
- Began interior wall placement in Concourse Level

Work Package P-1256 (STS) has performed the following work this month:

- Completed work on the 78" sewer offset manhole at 4th/Bluxome
- Completed work on the 78" sewer offset manhole at 4th/Townsend
- Completed work on the 78" sewer crown reconstruction at 4th/Brannan
- Continue MRY ductbank at 4th/Brannan intersection
- Continue MRY ductbank at 4th/Bryant intersection
- Continue MRY ductbank at 4th/Townsend intersection
- Completed AWSS lateral installation on 4th Street north of Townsend
- Continue pavement renovation on 4th Street between King and Bluxome

Master Project Schedule





Workers inspect steel mesh and shotcrete installation work at the right side drift of the south station platform cavern.

Contracts & Construction

Construction Contracts In Progress

Contract 1300: Combined Work Packages 1253, 1254, 1255, 1256

- Contractor: Tutor - Perini Corporation
- Amount: \$843.70 million
- Contract Status: 51.66% complete construction

Contracts Completed

[See Appendix D](#)

Contract 1250: Moscone Station and Portal Utilities Relocation

Contract 1251: Union Square/Market Street Station Utility Relocation

Contract 1277: Pagoda Theater Site Demolition (Funded separately from the CS Project budget)

Contract 1252: Central Subway Tunneling

Contract SBE Participation (Updated Quarterly) [See Appendix E](#)

Stations, Surface, Track and Systems

Contract 1300 Contractor: Tutor-Perini Corporation

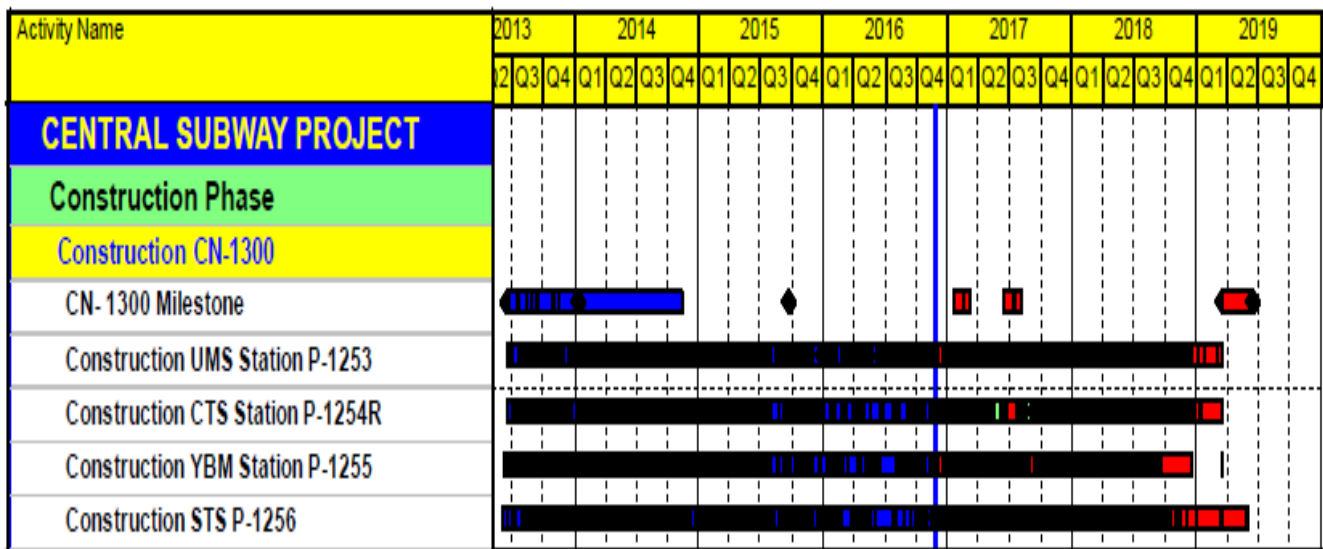
Description of Work

The Contract 1300 scope is to construct the Central Subway's three subway stations, one surface station, construct the 2,000 feet of surface track, and install track and operating systems throughout the new alignment. The separate station and systems work packages are presented in the following pages.

Work includes station finishes, AC and DC substations, elevators, escalators, lighting, emergency ventilation fans, HVAC fire alarm/ suppression/ protection, Cutter Soil Mixing, secant pile bottom up and Sequential Excavation Method construction, settlement monitoring, building protection, connecting to and modifying the BART Powell Street Station, PA, CCTV, signage, installation of fare collection equipment and station start-up and commissioning.

Contract Details		Budget/Expenditures▲	
Contract Awarded:	May 21, 2013	Current Budget	\$879,676,400
Notice to Proceed:	June 17, 2013	Other Project Offset Credits	\$2,960,721
Substantial Completion:	February 10, 2018	Expenditures to Date	\$439,253,940
Contract Award Value:	\$839,676,400		
Modifications to Date:	\$4,026,614		
Current Contract Value :	\$843,703,014		

1300 Summary Schedule



Chinatown Station

Contract 1300 - Work Package 1254R



Description of Work

This Work Package is to construct one subway station. Includes station finishes, AC and DC Traction Power substations elevators, escalators, lighting, emergency ventilation fans, HVAC fire alarm/ suppression/ protection, slurry wall top-down construction, settlement monitoring, building protection, PA, CCTV, signage, installation of fare collection equipment and station start-up and commissioning.

Current Work Status

- Head house- excavated to 16' below Temp Level 5.0 walers and struts
- Completed Barrel Vaults for North and South Platform Caverns, both installation and grouting
- Incidental street work (minor), ongoing monitoring and surveying
- Primary lining and headwall completed for the North Emergency Egress (NEE) Shaft and Tunnel



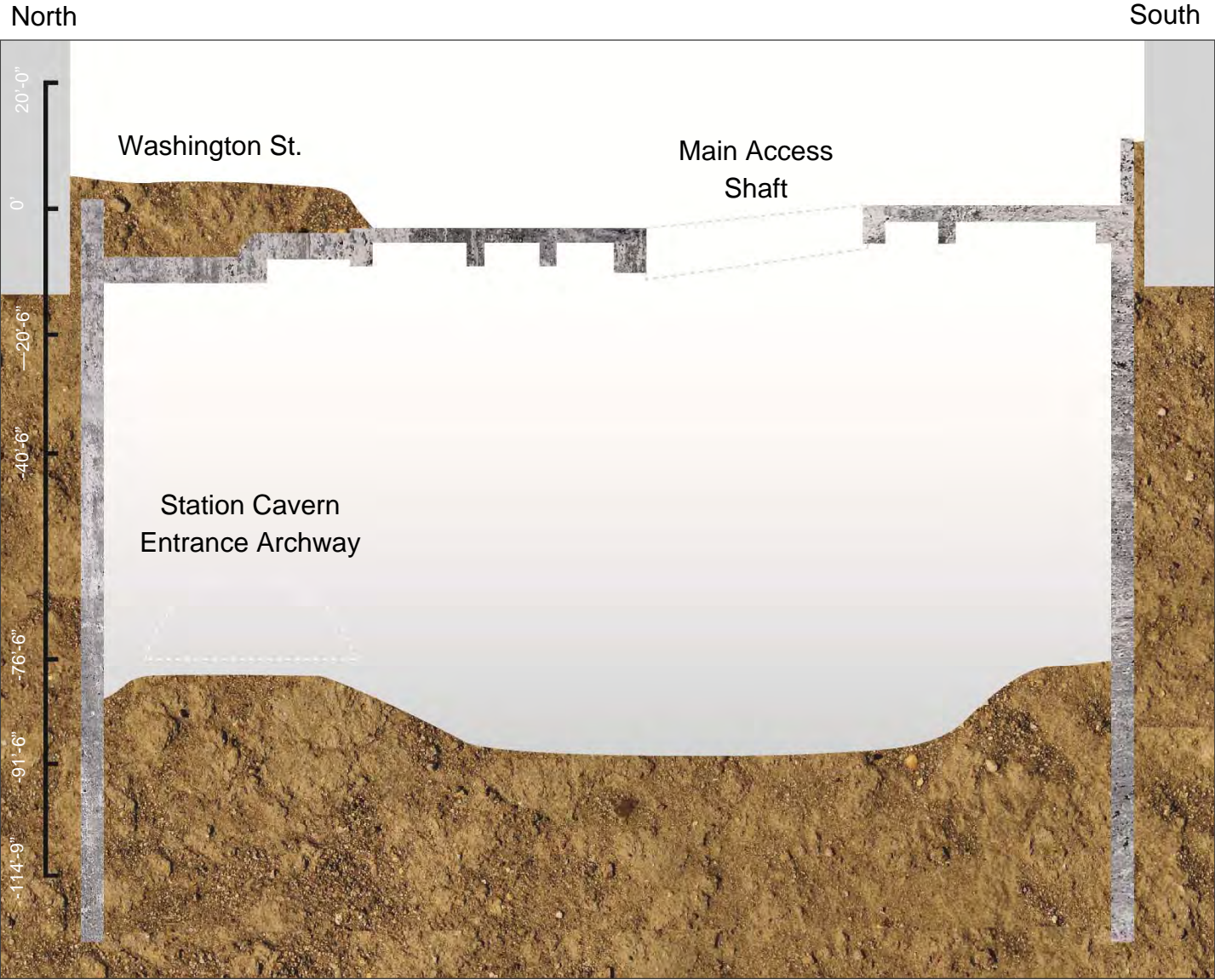
Work Expected Next Month

- NEE Tunnel Smoothing coat of shotcrete
- Platform Caverns (North and South) – begin break-in and excavation of left and right side drift top Heading and temporary invert
- Joint trench work along Chinese United Methodist Church on Washington Street begins
- Complete PG&E street work in Stockton/ Washington St intersection, install electrical conduit and one 2" gas line

Three Month Look Ahead

- Head house: Provide logistic support area for tunnel excavation
- North to South Platform Cavern excavation will be ongoing

Station Excavation and Construction Progress Section



Chinatown Station Construction Status - Continued

Contract Details	
Contract Awarded:	May 21, 2013
Notice to Proceed:	June 17, 2013
Substantial Completion:	February 10, 2018
Contract Award Value:	\$247,567,810
Modifications to Date:	\$2,859,843
Current Contract Value:	\$250,427,653

Budget/Expenditures ▲	
Current Budget	\$257,567,810
Other Project Offset Credits	\$54,488
Expenditures to Date	\$123,433,810

CTS Three Month Schedule

Activity ID	Activity Name	2016		2017		
		Nov	Dec	Jan	Feb	Mar
CENTRAL SUBWAY PROJECT						
Construction Phase						
Construction CN-1300						
Construction STS P-1256						
STS.33.11.210	STS_Install: Utilities: Auxiliary Water Supply 12" Main 4th St (Through Townsend St Intersectio					
STS.33.31.420	STS_Install New CB's Manhole, 10" & 15" Sewer Piping @ 4th St/Townsend - West Side					
STS.34.42.1080	STS_Install: Security - SB Portal Intrusion Devices					
STS.26.05.120	STS_Install: Utilities: 230Kv Electrical Transmission Casing - Assist PG&E - 4th St @ Bryant I					
STS.33.11.170	STS_Install: Utilities: Auxiliary Water Supply 12" Main 4th St (Through Brannan St Intersection)					
STS.33.51.150	STS_Pothole: Utilities: Pothole for Gas Distribution					
STS.33.31.630	Sewer Manhole relocation at King St/ 4th Street					
STS.33.51.115	STS_PG&E Design Detail Period: Utilities: Gas Distribution 6" Main/Casing - 4th St - Bryant To					
STS.33.11.270	STS_Install: Utilities: Sewer: Casing for 10" Force Main - 4th St Sta @ Brannan St Intersector					
STS.33.11.340	STS_Install: Utilities: Track Drainage- 4th St (Brannan St To Bluxome St)					
STS.33.31.260	STS_Install New 18" Sewer Lateral In Welsh St To Future 48" Manhole					
STS.33.11.350	STS_Install: Utilities: Track Drainage- 4th St (Bluxome St To Townsend St)					
STS.33.31.250	STS_Install New Manhole, Sewer Piping & Catch Basins - East Side Welsh St/4th St Intersectic					
STS.33.31.400	STS_Install New 27" Sewer PipeCasing Connecting Offset Manhole To East MH @ 4th St/Towr					
STS.33.31.445	Install New 48" Gravity Sewer Main Manhole @ 4th/Welsh St					
STS.33.31.410	STS_Install New CB's, 10" & 24" Sewer Piping @ 4th St/Townsend - East Side					
STS.33.31.450	Install New 48" Gravity Sewer Main - Bryant St To Welsh St.					
STS.33.31.470	Install New 48" Gravity Sewer Main Manhole @ 4th/Freelon St					
STS.26.05.0290	STS_Install: Tunnel Electrical - Unistrut For Conduit & Signal Supports - NB Portal to Moscone					
STS.26.05.0530	STS_Install: Tunnel Electrical - Unistrut For Conduit & Signal Supports - SB Portal to Moscone					
STS.33.31.390	STS_Install New Sewer Manhole @ 4th St/Townsend - East Side					

Schedule: Contract 1300 November 2016 Update

Union Square/Market Street Station

Contract 1300 Work Package 1253

Description of Work

This Work Package is to construct one subway station. Includes station finishes, AC and DC Traction Power substations elevators, escalators, lighting, emergency ventilation fans, HVAC fire alarm/ suppression/ protection, slurry wall top-down construction, settlement monitoring, building protection, PA, CCTV, signage, installation of fare collection equipment and station start-up and commissioning.

Current Status This Month

- North Concourse: Install instrumentation and utilities. Perform chipping of north headwall
- Platform Station: Continue to excavate below intermediate strut level and install structural steel. Excavate and install support in Emergency Egress Stairs 3&4 on O'Farrell Street
- UMS North Entrance - Completed FRP of elevator and escalator pits and in-ground utilities. Installed temporary support of south wall. UMS North Entrance - PCC-125 – Commenced excavation of SOG edge beams, and thickened slab for CMU Wall footing
- Union Square Garage deck over new ramp - Stripped formwork and shoring. Installed waterproofing (95% complete). Union Square Garage Ramps - PCC-144 restoration work on the new Union Square Garage ramp progressed to approximately 95% complete

Work Expected Next Month

- Nighttime lane closures expected for jet grout coring and utility work. The project will be preparing for Winter Walk
- North Concourse: Continue to install utilities. Complete chipping of north headwall.
- Platform Station: Continue to excavate and support intermediate strut level and begin temporary strut level 1. Excavate and install support in Emergency Egress Stairs 3&4 on O'Farrell Street. Complete verification coring for jet grout
- Ellis Annex: Install OCS overhead cables and permanent poles, lightweight concrete, and backfill



- UMS North Entrance – FRP Slab on Grade. Commence erection of structural steel. Commence excavation of Fan Level Trench along GL 17. Union Square Garage - Complete installation and commission utilities within existing garage


Three Month Look Ahead

- Holiday moratorium
- Platform Station: Continue install utilities and restore street; dewatering; install permanent wales; excavate bench; install studs, mesh, drain pipe & shotcrete pile walls
- Access Shaft: break through battered piles & frame construction
- UMS North Entrance – Complete structural steel, surface level deck, and fan level trench excavation. Union Square Garage – Open new ramp for public use

Station Excavation and Construction Progress Section

North

South



Union Square Market Street Station Construction - Continued

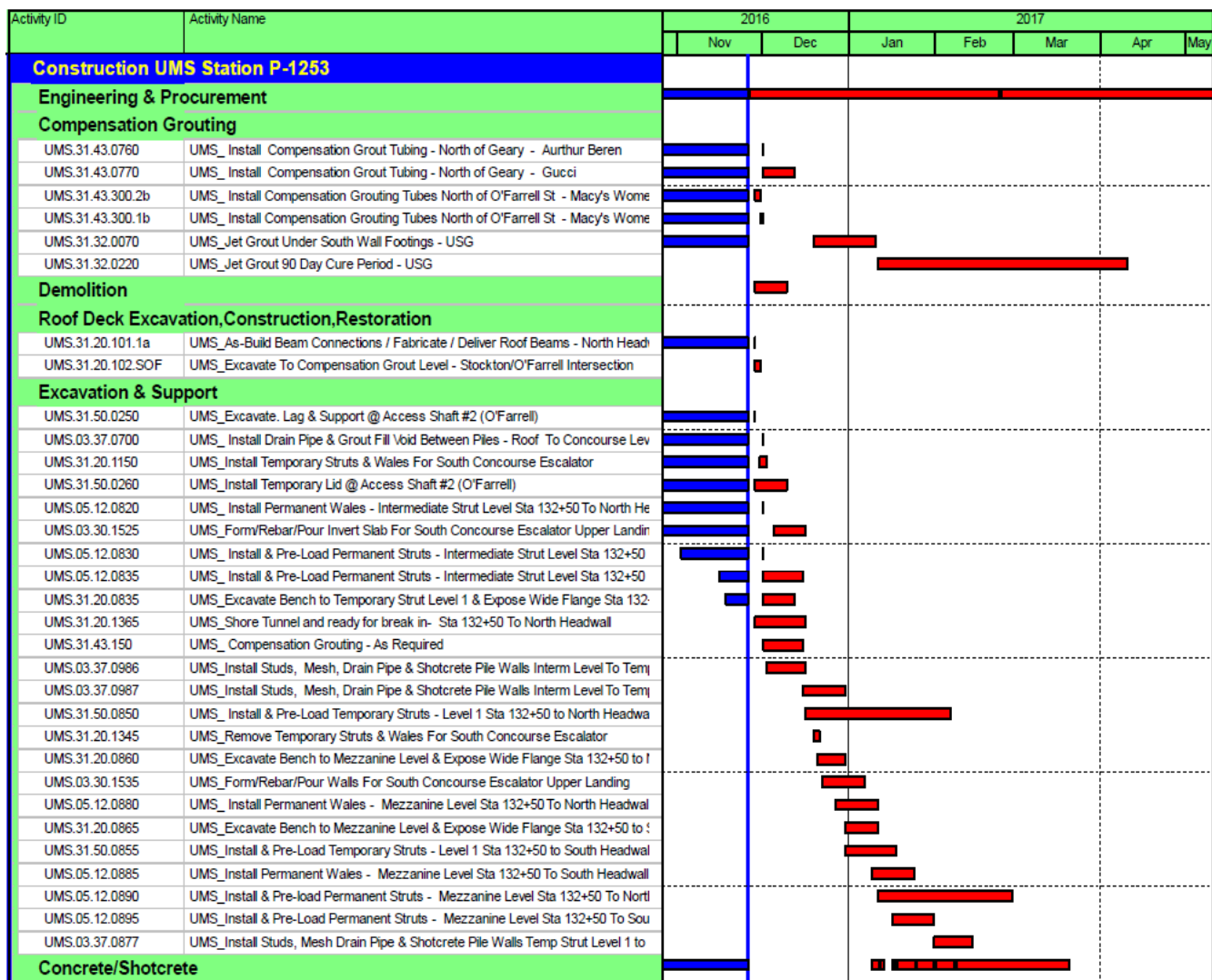
Contract Details

Contract Awarded:	May 21, 2013
Notice to Proceed:	June 17, 2013
Substantial Completion:	February 10, 2018
Contract Award Value:	\$294,030,590
Modifications to Date:	\$370,327
Current Contract Value:	\$294,400,917

Budget/Expenditures ▲

Current Budget	\$314,030,590
Expenditures to Date	\$175,555,835

UMS Three Month Schedule



Schedule: Contract 1300 November 2016 Update

Yerba Buena/Moscone Station

Contract 1300 - Work Package 1255



Description of Work

This Work Package is to construct one subway station. Includes station finishes, AC and DC Traction Power substations elevators, escalators, lighting, emergency ventilation fans, HVAC fire alarm/ suppression/ protection, slurry wall top-down construction, settlement monitoring, building protection, PA, CCTV, signage, installation of fare collection equipment and station start-up and commissioning.

Current Status

- Completed street paving on east side of 4th Street north of the north headwall, south of Howard Street intersection
- Excavation and installation of Level 6 Temporary Struts beneath Concourse slab in Station Box is in progress
- Began excavation to Invert level (section 1 of 6 near north headwall)
- Completed placement of concrete stairs for Stair 1 at north headwall
- Began installation of metal stairs at Stair 1
- Began interior wall placement in Concourse Level





Work Expected Next Month

- Begin interior wall placement in Mezzanine Level
- Continue installation of Level 6 Temporary Struts
- Continue excavation to Invert Level beneath Level 6 Temporary Struts (prepare 2 of 6 sections for placement of base and mud slab)
- Begin placement of rebar in Invert Level section 1 of 6
- Begin installation of station power electrical vaults on Folsom Street

Three Month Look Ahead

- Complete installation of Level 6 Temporary Struts
- Excavate to bottom of Invert Level
- Prepare to place Invert within Station limits
- Continue interior walls
- Continue placement of metal stairs within Station Box
- Continue installation of station power electrical vaults on Folsom Street
- Complete utility work, street and sidewalk restoration on west side of 4th Street north of the north headwall and south of Howard Street intersection

Station Excavation and Construction Progress Section

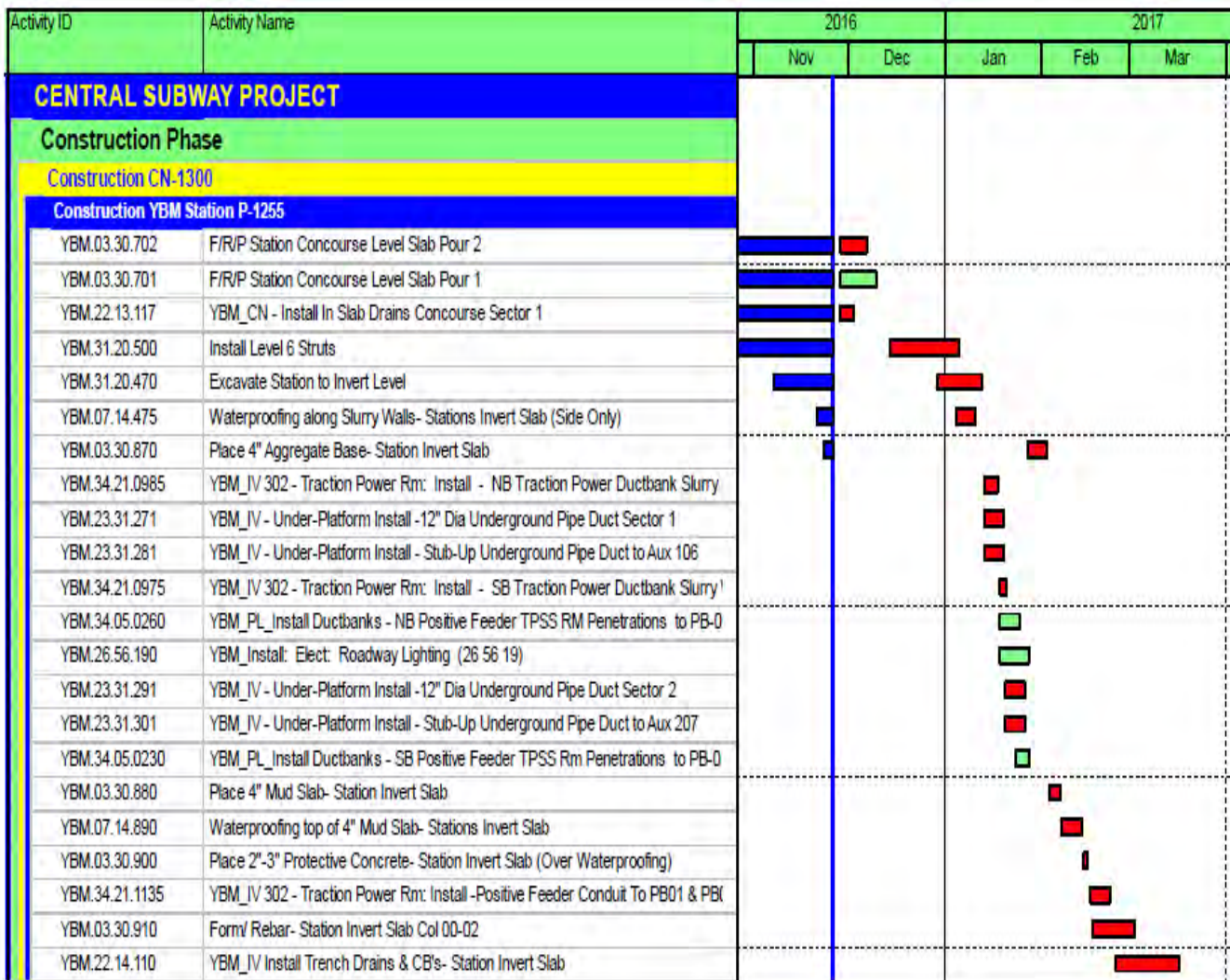


Yerba Buena Moscone Station Construction - Continued

Contract Details	
Contract Awarded:	May 21, 2013
Notice to Proceed:	June 17, 2013
Substantial Completion:	February 10, 2018
Contract Award Value:	\$158,089,000
Modifications to Date:	(\$587,543)
Current Contract Value:	\$157,501,457

Budget/Expenditures ▲	
Current Budget	\$163,089,000
Other Project Offset Credits	\$273,467
Expenditures to Date	\$90,621,507

YBM Three Month Schedule



Schedule: Contract 1300 November 2016 Update

Systems, Trackwork, & Surface Station

Contract 1300 - Work Package 1256

Description of Work

This Work Package is to construct one Surface Station. Includes light rail track and systems, track invert, track safety walkways; light rail track and systems constructed on the 2,000 foot surface for the alignment from the tunnel portal, south to the tie-in to the existing Muni T-Line at Fourth and King Streets; and the surface Fourth and Brannan Street (FBS) Station.

Current Status

- Completed work on the 78" sewer offset manhole at 4th/Bluxome
- Completed work on the 78" sewer offset manhole at 4th/Townsend
- Completed work on the 78" sewer crown reconstruction at 4th/Brannan
- Continue MRY ductbank at 4th/Brannan intersection
- Continue MRY ductbank at 4th/Bryant intersection
- Continue MRY ductbank at 4th/Townsend intersection
- Completed AWSS lateral installation on 4th Street north of Townsend
- Continue pavement renovation on 4th Street between King and Bluxome



Work Expected Next Month

- Continued 48" sewer rehabilitation
- Continued 78" sewer rehabilitation
- Continued MRY ductbank installation
- Continued AWSS installation
- Continued pavement renovation
- Continued track drain and tunnel invert construction

Three Month Look Ahead

- Continued waterline installation
- Continued AWSS installation
- Continued MRY ductbank installation
- Continued 36" sewer force main installation
- Continued 48" sewer force main installation
- Continued 78" sewer rehabilitation
- Continued track drain and tunnel invert construction
- Continued permanent pavement renovation
- Start track installation

Systems, Trackwork, & Surface Station Construction - Continued

Contract Details	
Contract Awarded:	May 21, 2013
Notice to Proceed:	June 17, 2013
Substantial Completion:	February 10, 2018
Contract Award Value:	\$139,989,000
Modifications to Date:	\$1,383,986
Current Contract Value:	\$141,372,986

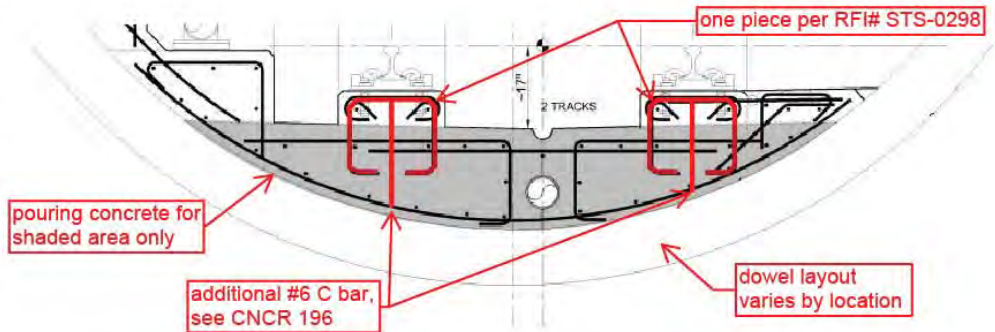
Budget/Expenditures	
Current Budget	\$144,989,000
Other Project Offset Credits	\$2,632,766
Expenditures to Date	\$46,736,555

Systems, Track and Surface Station Three Month Schedule

Activity ID	Activity Name	2016		2017		
		Nov	Dec	Jan	Feb	Mar
CENTRAL SUBWAY PROJECT						
Construction Phase						
Construction CN-1300						
Construction STS P-1256						
STS.33.11.210	STS_Install: Utilities: Auxiliary Water Supply 12" Main 4th St (Through Townsend St Intersectio					
STS.33.31.420	STS_Install New CB's Manhole, 10" & 15" Sewer Piping @ 4th St/Townsend - West Side					
STS.34.42.1080	STS_Install: Security - SB Portal Intrusion Devices					
STS.26.05.120	STS_Install: Utilities: 230Kv Electrical Transmission Casing - Assist PG&E - 4th St @ Bryant I					
STS.33.11.170	STS_Install: Utilities: Auxiliary Water Supply 12" Main 4th St (Through Brannan St Intersection)					
STS.33.51.150	STS_Pothole: Utilities: Pothole for Gas Distribution					
STS.33.31.630	Sewer Manhole relocation at King St/ 4th Street					
STS.33.51.115	STS_PG&E Design Detail Period: Utilities: Gas Distribution 6" Main/Casing - 4th St -Bryant To					
STS.33.11.270	STS_Install: Utilities: Sewer: Casing for 10" Force Main - 4th St Sta @ Brannan St Intersector					
STS.33.11.340	STS_Install: Utilities: Track Drainage- 4th St (Brannan St To Bluxome St)					
STS.33.31.260	STS_Install New 18" Sewer Lateral In Welsh St To Future 48" Manhole					
STS.33.11.350	STS_Install: Utilities: Track Drainage- 4th St (Bluxome St To Townsend St)					
STS.33.31.250	STS_Install New Manhole, Sewer Piping & Catch Basins - East Side Welsh St/4th St Intersectio					
STS.33.31.400	STS_Install New 27" Sewer PipeCasing Connecting Offset Manhole To East MH @ 4th St/Towr					
STS.33.31.445	Install New 48" Gravity Sewer Main Manhole @ 4th/Welsh St					
STS.33.31.410	STS_Install New CB's, 10" & 24" Sewer Piping @ 4th St/Townsend - East Side					
STS.33.31.450	Install New 48" Gravity Sewer Main - Bryant St To Welsh St.					
STS.33.31.470	Install New 48" Gravity Sewer Main Manhole @ 4th/Freelon St					
STS.26.05.0290	STS_Install: Tunnel Electrical - Unistrut For Conduit & Signal Supports - NB Portal to Moscone					
STS.26.05.0530	STS_Install: Tunnel Electrical - Unistrut For Conduit & Signal Supports - SB Portal to Moscone					
STS.33.31.390	STS_Install New Sewer Manhole @ 4th St/Townsend - East Side					

Schedule: Contract 1300 November 2016 Update

STS Invert Slab Progress



**Total length for both tunnels is approx. 10,240 feet.
Measured progress is combined for both tunnels.
Red = 90% complete, 9,250 feet
Blue = 10% to be completed, 1,000 feet**

Program Components

Community Outreach

Outreach public information, events and presentations for November 2016 include:

- Continue noise mitigation meetings with Tutor Perini and community stakeholders
- Ongoing outreach to merchants and residents
- Conducted Community Advisory Group Meeting and tour of Union Square/Market Street Station site
- Conducted Central Subway tours for Chinatown TRIP (Transportation Research and Improvement Project)
- Conducted meetings and face-to-face visits with various merchant stakeholders along the alignment
- Preparation and dissemination of construction notices
- Produced quarterly construction update video and other multimedia content
- Responded to constituent complaints, and performed graffiti abatement

Outreach in Support of Mitigation and Monitoring

Team members participated in weekly progress to address neighborhood concerns

Outreach and communication efforts continue in Chinatown, Union Square, and SOMA

Weekly photo documentation of project work and editing

Distributed fliers and conducted site visits to inform stakeholders of night work

Weekly construction update emails sent to list of approximately 700 residents and stakeholders

Distributed monthly construction update to STS and CTS neighborhood; CTS flier are bi-lingual

Media Coverage

Central Subway Media Coverage			
Date	Title (with link to story)	Source	Reporter/Writer
11/16/16	Transit Director: 'Unknown' if Trump Threat to Federal Funding Will Hurt Muni	Examiner	Joe Fitzgerald Rodriguez
11/21/16	Stockton Street's Car Free Christmas- And Beyond?	SF Chronicle	Michael Cabanatuan and Evan Sernoffsky
11/22/16	Muni Mulls Policy to Name Stations After People	SFBay	Jerold Chinn

Quality Assurance

Quality Assurance monthly activity of oversight, surveillance, audits, proactive feedback and QA records actively involves the Project construction management staff, the resident engineers, the prime construction contractor and their subcontractors.

Stations and Systems Contract CN1300 Quality Assurance Monitoring – On Going/As Reported Previously

- UMS structural steel installation – Continued inspection/acceptance/documentation by Smith Emery CWI's of all welds associated with the ongoing Installation of some structural and mostly excavation support steel
- TPC QC Daily Inspection Reports posted to CM13 which includes TPC's Specialty Subcontractor's QC checklists and associated documentation and Smith Emery Inspection Reports; TPC's subcontractor that provides laboratory and Inspection Services – including Special Inspections required for the City of San Francisco's Department of Building Inspection (DBI) for all permitted work
- Preparatory and Initial Phase Meetings continue as scheduled. Additional Initial Phase Meetings are conducted at the request of the SFMTA or TPC QC as circumstances demand or as unanticipated issues occur. As noted previously, additional Initial Phase Meetings are usually very effective in preventing recurring unsatisfactory work, primarily because responsible Field Supervision is required to attend
- Sequential Excavation Method (SEM) Meetings (daily at 8:00 am at the CTS site) and Instrumentation/Monitoring and Construction Management Task Force (CMTF) Meetings (Tuesdays and Thursdays at 9:00 am)
- Bi-Weekly Quality Task Force (QTF) Meetings – ongoing dialog regarding; planning for upcoming Work, identification and mitigation of in-process potentially unsatisfactory work, generation of CNCRs, welding inspection documentation and other items related to TPC's QC efforts in implementing TPC's approved Quality Control Program (QCP)
- Weekly Work Package Progress Meetings for STS, YBM, UMS and CTS
- Monthly Project Risk Mitigation and Safety and Security and weekly CMB Meetings

Document comment and review:

- Contractor's submittals, e.g., review of welding, concrete (including shotcrete) and other Quality related submittals/comments as requested to support the RE's and CM, and RFIs related to quality and welding.
- QA Staff continues random/spot checks of the 1300 Contractor's Field Testing lab results; the now few items requiring further action/investigation (missing or inconsistent data, compressive strength results that appear to have a very broad range of values, failure to adequately identify the location where tests/specimens are taken and such) are brought to the attention of the Contractor.
- Contractor Non Conformance Reports (CNCR) Status as indicated in the TPC QC CNCR Log:
20 (+1 from last month) CNCRs are currently posted to the CNCR Log as INITIAL entries (C1300 is required to generate a CNCR within 24 hours of becoming aware of 10 (+5 from last month) CNCRs are currently posted to the CNCR Log as DISPOSITIONED and are being reviewed by associated SFMTA RE to verify that the Contractor's proposed what appears to be non conforming work).

Quality Assurance - Continued

- 18 (+8 from last month) CNCRs are currently posted to the CNCR Log as DISPOSITIONED and are being reviewed by associated SFMTA RE to verify that the Contractor's proposed disposition is appropriate)
- 9 (+2 from last month) CNCRs are currently posted to the CNCR Log as DISPOSITIONED (NOT ACCEPTABLE) and have been returned to the Contractor because the RE's review of the Contractor's proposed disposition determined that the proposed disposition is not appropriate and must be revised)
- 17 (+3 from last month) CNCRs are currently posted to the CNCR Log as APPROVED because the suggested REPAIR dispositions have been approved and the CNCRs will remain open until the approved REPAIR procedure is performed
- 161 (same as last month) CNCRs are currently posted to the CNCR Log as CLOSED
- 33 (same as last month) CNCRs are currently posted to the CNCR Log as VOIDED (subsequent evaluation of the INITIAL CNCRs determined that a CNCR is not warranted)
- 258 (+14 from last month) CNCRs are currently posted to the CNCR Log

QA Issues:

- None to report for this period

QA Concerns:

- TPC performing work prior to receipt of approval status of required submittals/RIFs with/without knowledge of TPC QC remains a potential item(s) of concern. Note that TPC QC's preparation for both Preparation and Initial Phase Meetings, which includes comprehensive listing and status of all associated submittals, is greatly facilitating the performance of acceptable Work. Additionally, through SFMTA's refusal to release SFMTA Hold Points primarily for concrete placement, results in TPC QC ensuring that all required submittals/RIFs/CNCRs, that often manifest themselves "at the last minute" prior to placement of concrete, have been approved
- TPC's Record Document (as-built) effort refinement, to include CNCRs and a timely recording of Work performed that is different than what is required by the latest approved Conformed Design Drawings; note that a meeting was held with the UMS RE and ARE and TPC's PE and Office/ Filed Engineer in which it was agreed that TPC's current As-Build effort is closer to meeting the intent of the Record Document requirements of the Contract; sans Utility As-Builts (which are to be provided for our review) and for clarification of some existing redline mark-ups. Quality Assurance Surveillance QAS077, currently underway, will identify any document any lack of conformance with the Record Document Specification Section 01 78 39
- Revision of and adherence to approved Required Excavation Support System (RESS) sheets at CTS, as expressed by the RE/DSP's Senior Engineers, at the daily SEM Meetings. Note that the required changes to and approval thereof of RESS sheets, prior to the start of effected Work, is being implemented in a most acceptable manner

Other Program QA Practices Implemented

- Close-out of Corrective Action Requests: Close outs continued from Quality Assurance staff's Audits, Surveillances and PMOC Quarterly Reviews. The status is tracked in the Corrective Action Log that is provided to the project team and the FTA PMOC.
- TPC's response to Quality Assurance Audit Report QAA 026, Implementation of TPC's Quality Control Program (QCP) was received and as resources allow, is currently under review with some additional documentation/information required prior to audit closeout; specifically associated with documentation related to mechanical couplers. No change for September 2016.

Risk Management

Risk Mitigation Management Meeting No. 88 was held on November 3, 2016. The Risk Assessment Committee reviewed and discussed the projects Construction Risks with ratings above 6; and Active Construction Risks rated below 6.

To date, the Project is tracking thirty eight (38) remaining construction risk items and, one (1) remaining requirement risk on the Project Risk Register. During the risk meeting the Risk Committee will focus on the top 10 risk items identified on the Risk Register and assessed as currently representing the greatest risk exposure to the Project. The status of these risk items are closely monitored and updated monthly by the Risk Owner. With the use of an individual risk mitigation status sheet, written documentation is provided by the owner to demonstrate the assigned mitigation strategy is successfully being implemented.

The other 29 risk listed on the Project Risk Register is viewed in rotation, as they relate to current construction activities taking place.

Top Ten Risk

Risk #	Risk Description	Risk Owner	Risk Category	Risk Rating
232	Behind Schedule - Unable to Recover from Delay to 1300 Contract	ES	C	12
233	Shotcrete Substitution - Final Finish Concrete Lining is Inferior	DJ	C	9
240	Unresolved Assignment of Schedule Delay Responsibility (may lead to increase cost)	ES	C	8
243	Contractor becomes complacent in third party insurance claims - could increase cost to the project	AH	C	8
234	Sequential Excavation Method at CTS - Contractor's propose method will induce subsidence	DJ	C	7
52	Unacceptable settlement and impact on major utilities at CTS. (OLD SEWERS AND OTHERS WITHIN 20FT SPACE BETWEEN TOP OF CAVERN AND STREET LEVEL)	DJ	C	6
46	Public complaints result in unanticipated restrictions on construction at CTS. (schedule and estimate for underground work assumes 6 day work week and 2 shifts per day)	DJ	C	6
238	Quality Program is ineffective in processing the nonconformance items causing schedule impacts	ML	C	6
205	Prolong period of CMod's creates additional cost/causes bad blood between Resident Engineer and Contractor	ES	C	6
229	CN1300 System Acceptance Testing	AH	C	6

Program Safety & Security

The San Francisco Municipal Transportation Agency is committed to the highest practical level of safety and security standards and practices in the public transit industry. The Safety and Security Management Plan (SSMP) components are reported on below as appropriate including, Safety and Security Committee, the Fire Life Safety and Security Committee the Construction Conformance Verification and Documentation and Contractor Safety and Security.

Project Management/Construction Management (PMCM) Team

Safety bulletin boards have subjects covering the complacency and daily job briefings.

Safety Summary for the 1300 Stations Systems Track Construction Package

During the month of November, safety work on the 1300 contract progressed as follows:

STS had no injuries in November.

UMS had no injuries in November.

YBM had no injuries in November.

CTS had no injuries in November.

Table 1300 Stations Construction Safety Record

Table 1300 below summarizes the Month to Date and Project to Date for the Stations, Systems and Track Construction contractor and subcontractors.

Next Month Look Ahead

1300 Contract

1. At the CTS station, continuing the north and south excavations of the station drifts.
2. At the UMS station, excavating the station under Stockton Street.
3. At the YBM station, working towards completing the platform level of the station.
4. At the STS station, TPC will finish pouring various sections of the invert during November.

Program Safety & Security - continued

Project Safety Record - Contract 1300

Through Month End -Nov 2016

SAFETY GOALS

OSHA Recordable Accidents, <3.4
Lost Time Cases, <1.6

JOB TO DATE	Tutor	Subs	Total Project	Rate*
OSHA Recordable Accidents	5	1	6	0.82
Job Transfer or Restricted Duty Cases	0	0	0	0.00
Lost Time Cases	1	0	1	0.14
Total Project Incidents	6	1	7	0.96
Man Hours Worked Through M/E November 2016	701,519	756,708	1,458,227	

YEAR TO DATE (Month ,Day, Year to Month, Day, Year)	Tutor	Subs	Total Project	Rate*
OSHA Recordable Accidents	3	0	3	1.04
Job Transfer or Restricted Duty Cases	0	0	0	0.00
Lost Time Cases	1	0	1	0.35
Total Project Incidents	4	0	4	1.38
Man Hours Worked Through M/E November 2016	299,804	279,863	579,667	

* Rate is calculated based on number of incidents divided by total number of man hours worked multiplied by 200,000 man hours.

OSHA Recordable Accidents - 2008 Construction Industry Rate for Highway, Street, and Bridge Construction = 3.9

*Classifications change at a later date due to additional information becoming available, thereby, changing the numbers on the chart. For example, what was once classified as an accident can become a first aid which leads it to no longer being recordable.

Technical Capacity

No Project positions are currently open or unfilled.



Two workers address a utility trench near a newly-constructed manhole structure on 4th, near Bluxome.

Staffing

The Central Subway Staffing Table shows Planned and Actual full-time equivalent staff (FTEs) working on the Program by organizational function and responsibility.

	Sep-2016		Oct-2016		Nov-2016	
	Planned	Actual	Planned	Actual	Planned	Actual
Project Management						
Program Management	6.60	6.00	6.60	6.00	6.60	6.00
Quality Assurance	1.80	2.30	1.80	2.30	1.80	2.30
Contract Administration	1.40	1.40	1.40	1.40	1.40	1.40
Community Outreach	5.50	4.00	5.50	4.00	5.50	4.00
Finance	2.00	2.00	2.00	2.00	2.00	2.00
Project Controls	4.80	6.30	4.80	6.30	4.80	6.30
Subtotal	22.10	22.00	22.10	22.00	22.10	22.00
Construction Management						
CM - CN 1252	1.00	1.00	1.00	1.00	1.00	1.00
CM - CN 1300	29.98	30.98	29.98	30.98	29.98	30.98
Design Support - CN 1252	0.00	0.00	0.00	0.00	0.00	0.00
Design Support - CN 1300	12.40	12.40	12.40	12.40	12.40	12.40
Subtotal	43.38	44.38	43.38	44.38	43.38	44.38
Start Up						
Start Up / Safety & Security	3.00	2.10	3.00	2.10	3.00	2.10
Subtotal	3.00	2.10	3.00	2.10	3.00	2.10
Total	68.48	68.48	68.48	68.48	68.48	68.48

Third-Party Agreements

No activity in this reporting month.

LRV Procurement

SFMTA has initiated a new light rail vehicle procurement to acquire up to 260 vehicles over the next 15 years. The scope includes the design, manufacture, delivery and testing of up to 260 light rail vehicles together with associated services, spare parts, special tools, training and documentation. This includes an initial delivery of 24 cars, scheduled for delivery in 2018 to supplement the fleet when the SFMTA's Third Street Phase 2 - Central Subway Project extension opens.

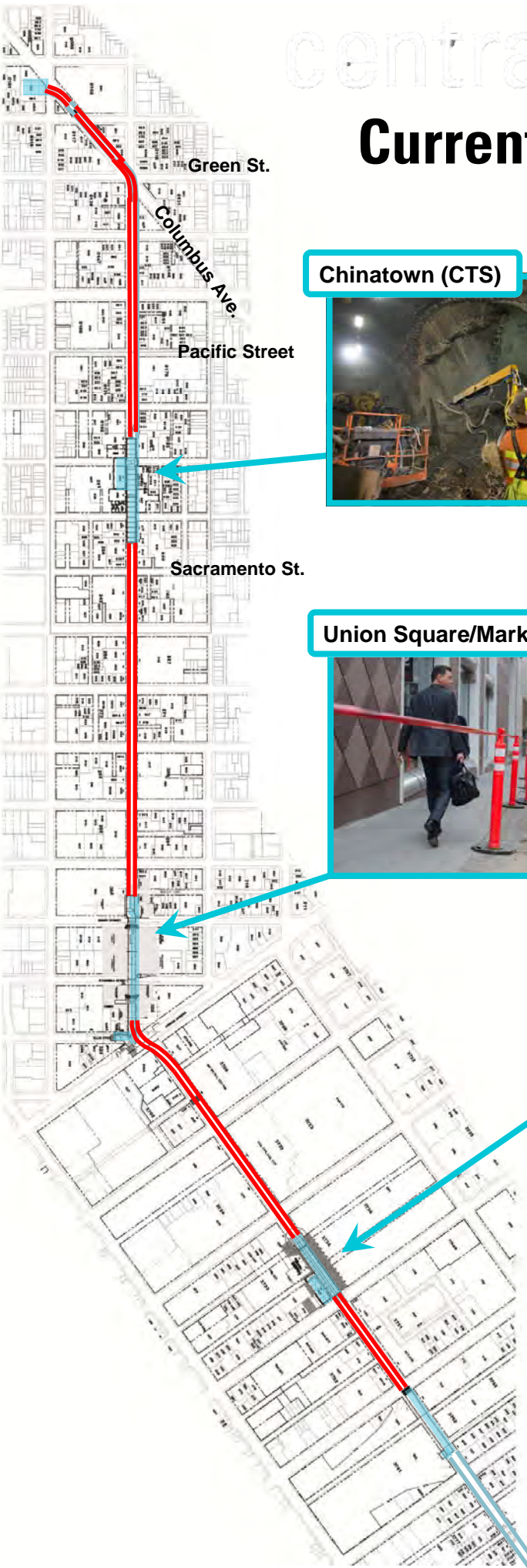
Production of the first nine cars continues; the first two vehicles are in testing. The first vehicle started dynamic testing on the test track in Sacramento. The Compression test is scheduled on the fourth vehicle for the first week in November. Floor sample is being prepared to conduct the floor fire test, also scheduled for November.



Project Safety officer Jeff Kraus greets TPC safety officer Gilbert Williams near street repaving work at 4th and Townsend.

central **T** subway

Current Construction Activity



Chinatown (CTS)



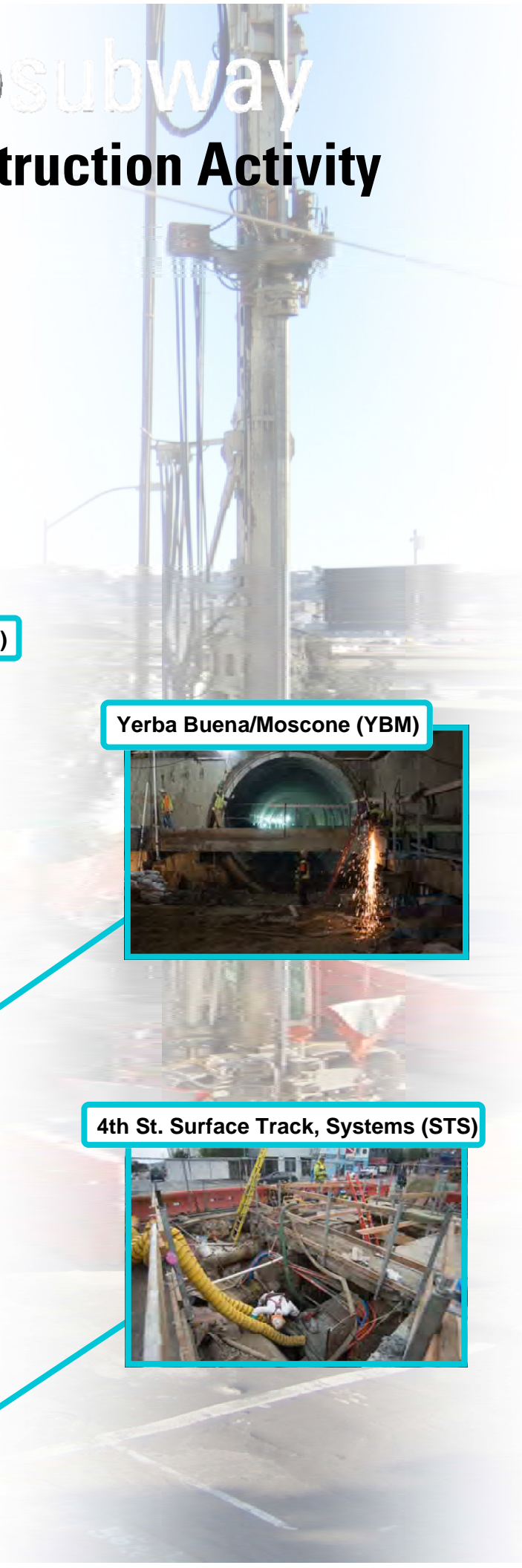
Union Square/Market Street (UMS)



Yerba Buena/Moscone (YBM)



4th St. Surface Track, Systems (STS)





With the first phase of drilling and soil grouting complete, work to excavate the side drifts of the south platform cavern area has begun.



A large excavator fitted with a special grinding wheel slowly works its way through the previous excavation's shotcrete wall and the soil beyond.



Workers suit-up with safety harnesses before being lifted toward the ceiling of the cross-cut cavern to inspect shotcrete reinforcing work.



A worker coordinates with a bulldozer at the bottom of the headhouse to offload soil excavated from the cross-cut cavern and station cavern.



Site restoration work to prepare for the 2016 Winter Walk on Stockton, south of Geary.



Work to excavate the next level of the station box has begun under Stockton Street. This work is carried out underneath the Winter Walk and soil is removed at night.




A mechanic fixes a large jackhammer used during excavation work inside the station box under Stockton.




Shoppers and groups of friends walk up the completed Winter Walk on Stockton between Ellis and Geary.



Sparks fly as workers install temporary steel bracing inside the station box under 4th Street in SoMa.



Steelworkers fashion brackets and other materials on the surface of the work site, at Clementina and 4th.



A worker uses an angle grinder to smooth edges of a large steel beam used in temporary reinforcing inside the station box, at the platform level.



Workers install concrete forms at the base of the exterior slurry walls and grade the north end of the station box, to prepare for eventual invert slab construction.

STS



Workers have been conducting sewer reconstruction work at the 4th and Brannan intersection, where a new section of sewer is being fitted to the old.




A large, reinforced concrete manhole cover is being constructed at the 4th and Townsend intersection.

STS—Continued



Workers have been resurfacing sections of 4th Street following the end of utility work in certain areas.



A nearly-complete sewer manhole structure emerges at a worksite at 4th and Townsend in SoMa.

Appendix A

DETAIL COST REPORTS

1. PROJECT COST

The Current Cost Estimate (CCE) for the Central Subway Project is **\$1.578 billion** in year of expenditure dollars (\$YOE). This total project cost is shown at the top of Report 7.1, Program Project Budget. This capital cost projection incorporates allocated and unallocated contingencies to cover the risks associated with the project completion.

Total net incurred costs for the project are \$1,006.01 million, a \$8.40 million increase over last month. The cost to date figure reflects expenditures through FAMIS 786 Report (\$967.86 million) plus the utilities joint trench Form B Reimbursement payment (\$11.12 million), invoices currently being processed (\$23.77 million) and estimates of outstanding pay requests (\$3.26 million). This incurred amount equals 63.74% of the total project budget of \$1.578 billion.

The current funding level to date is \$1,329.79 million. This represents 84% of the total project budget.

CONTRACT	PP NO	PP PERIOD TO	PROG PYMT AMOUNT		CONTRACT	PP NO	PP PERIOD TO	PROG PYMT AMOUNT
CS155.1	66	5/31/2015	\$ 2,121.00		CS155.3*	77	8/31/2016	\$ 85,000.00
CS155.1	67	6/30/2015	\$ 1,180.00		CS155.3*	78	9/30/2016	\$ 85,000.00
CS155.1	66&67	8/31/2015	\$ 3,005.81		CS155.3*	79	10/31/2016	\$ 85,000.00
CS155.1	68&69	10/31/2015	\$ 8,465.57		CS155.3*	80	11/30/2016	\$ 85,000.00
CS155.1*	70&71	12/31/2015	\$ 7,898.00		CN 1252	40	7/31/2016	\$ 510,008.61
CS155.1*	72&73&74	3/31/2016	\$ 13,280.00		CN 1300	34	10/31/2016	\$ 6,300,453.00
CS155.1*	75&76&77	6/30/2016	\$ 24,327.00		CN 1300	35	11/30/2016	\$ 10,126,604.00
CS155.1*	78&79&80	9/30/2016	\$ 65,000.00		CS149	87	4/30/2016	\$ 500,904.15
CS155.1*	81&82	11/30/2016	\$ 30,000.00		CS149	88	5/31/2016	\$ 503,067.87
CS155.2	74	4/30/2016	\$ 342,507.82		CS149	89	6/30/2016	\$ 601,764.64
CS155.2	75	5/31/2016	\$ 394,062.37		CS149	90	7/31/2016	\$ 435,230.96
CS155.2	76	6/30/2016	\$ 511,507.98		CS149	91	2016 Recon.	\$ 144,227.82
CS155.2	77	7/31/2016	\$ 353,575.05		CS149	92	8/31/2016	\$ 434,156.04
CS155.2	78	8/31/2016	\$ 382,761.90		CS149	93	9/30/2016	\$ 499,401.54
CS155.2	79	9/30/2016	\$ 524,314.56		CS149	94	10/31/2016	\$ 459,554.76
CS155.2*	80	10/31/2016	\$ 520,000.00		CS149*	95	11/30/2016	\$ 500,000.00
CS155.2*	81	11/30/2016	\$ 520,000.00		CS156	66	5/31/2016	\$ 68,806.97
CS155.3	71	2/29/2016	\$ 66,209.13		CS156	67	6/30/2016	\$ 64,676.96
CS155.3	72	3/31/2016	\$ 115,627.45		CS156	68	7/31/2016	\$ 62,475.64
CS155.3	73	4/30/2016	\$ 75,726.03		CS156	69	8/31/2016	\$ 60,523.81
CS155.3	74	5/31/2016	\$ 85,409.17		CS156	70	9/30/2016	\$ 68,652.84
CS155.3*	75	6/30/2016	\$ 85,000.00		CS156	71	10/31/2016	\$ 61,095.64
CS155.3*	76	7/31/2016	\$ 85,000.00		CS156*	72	11/30/2016	\$ 55,461.74
					other accruals*		11/30/2016	\$ 1,009,229.13
					* Estimated Amount			\$ 27,023,274.96

2. CONTINGENCY ALLOCATIONS AND USAGE

The current Total Project Contingency is **\$79.55 million**, which is a \$19.55 million favorable balance against the current Minimum Contingency level of \$60 million. The Contingency Drawdown Curve is shown in Report 7.3. Follows by Report 7.4 Contingency Management Trend Report with the Remaining Contingency after Approved Changes Deducted contingency items in column “i”.

Both Contract 1252 Tunnel and Contract 1300 Station did not process any contract modifications in this reporting period. Refer to Report 7.5 for approved contract modifications and potential changes.

3. BUDGET TRANSFERS

No budget transfers in this reporting period.

4. FORM B

The Utilities Joint Trench Form B Details is listed in the Table A2 below. Total utilities joint trench Form B Reimbursement payment to three construction contracts is \$11.12 million.

TABLE A2: UTILITIES JOINT TRENCH FORM B DETAILS	[A] Mar 2015 BUDGET	[B] EXPENDED TO DATE	Associated Cost Account
1.3.491.07.040.02 - FORM B - CN1250 UTILITY REIMBURSEMENT	(2,275,419)	2,463,325	1.3.081.07.040.02 - 1UTL:SITWORK: UTILITIES & RELOC
1.3.491.08.040.02 - FORM B - CN1251 UTILITY REIMBURSEMENT	(7,618,412)	3,608,217	1.3.082.08.040.02 - 2UTL:SITWORK:UTILITIES&RELOCATE
1.3.491.02.040.02 - FORM B - CN1252 UTILITY REIMBURSEMENT	(254,050)	4,256,660	1.3.083.02.040.02 - TUNN:Sitework:Utilities & Relocate
1.3.491.04.040.02 - FORM B - CTS: CN1300 UTILITY REIMBURSEMENT	(451,703)		
1.3.491.09.040.02 - FORM B - STS: CN1300 UTILITY REIMBURSEMENT	(1,000,000)		
1.3.491.03.040.02 - FORM B - UMS: CN1300 UTILITY REIMBURSEMENT	(528,370)	572,014	1.3.084.03.040.02 - UMS.1253: SITE UTILITIES, UTILITY RELOCA
1.3.491.05.040.02 - FORM B - YBM: CN1300 UTILITY REIMBURSEMENT	(100,000)	221,203	1.3.086.05.040.02 - YBM.1255: SITE UTILITIES, UTILITY RELOCA
TOTAL	(12,227,954)	11,121,418	

5. EARNED VALUE (EV) ANALYSIS

In November 2016 Report, the Preliminary Earned Value Analysis reports is based on the SFMTA October Schedule Update. The Planned Value, Earned Value, Actual Cost, Percent Complete and resulting indexes as follows:

Preliminary October Earned Value

Overall Budgeted Cost:	\$1,578,300,000
Planned Value:	\$1,302,951,194
Earned Value:	\$1,005,221,845
Actual Cost:	\$1,006,007,800
Schedule Performance Index (SPI):	0.77
Cost Performance Index (CPI):	1.00
Percent Complete:	63.7%

SFMTA, EV Chart

November 30, 2016 Update

Activity ID	Activity Name	Start	Finish	Performance % Complete	Budgeted Total Cost	Planned Value Cost (PV)	Earned Value Cost (EV)	Actual Total Cost (AC)	CPI	SPI
CENTRAL SUBWAY PROJECT										
		06/03/03 A	09/02/21	63.63%	1,578,300,000.98	1,302,851,194.28	1,005,221,945.49	1,006,007,799.59	1.00	0.77
	Preliminary Engineering Phase	06/03/03 A	01/07/10 A	100%	46,542,061.02	46,542,061.02	46,542,061.02	46,542,060.88	1.00	1.00
	Final Design	01/08/10 A	06/17/13 A	100%	115,075,987.06	115,075,987.06	115,075,987.06	114,309,158.66	1.01	1.00
	Light Rail Vehicles	04/15/13 A	12/19/18	8.25%	26,385,653.00	13,309,000.00	2,177,131.58	2,147,782.08	1.01	0.16
	Real Estate	08/01/08 A	11/29/16	82.4%	37,405,895.00	35,172,957.19	30,822,332.40	30,625,552.78	1.01	0.88
	Construction Phase	01/03/10 A	12/21/19	60.28%	1,348,215,480.90	1,082,851,189.01	810,604,333.43	812,383,245.19	1.00	0.74
	Construction Support and Costs	01/03/10 A	12/21/19	49.73%	188,862,849.06	105,014,941.49	99,384,592.66	109,533,394.38	0.91	0.95
	Construction Utility Contract #1- MDS & Portal CN-12	01/04/10 A	05/23/11 A	100%	11,968,150.00	11,968,150.00	11,968,150.00	11,968,150.00	1.00	1.00
	Construction Utility Contract #2- UMS CN-1251	01/12/11 A	10/15/12 A	100%	20,794,582.00	20,794,582.00	20,794,582.00	20,794,582.00	1.00	1.00
	Construction Tunnels CN-1252	06/08/11 A	11/29/16	93.05%	235,913,500.00	251,069,109.46	233,608,894.28	233,793,899.81	1.00	0.93
	Construction CN-1300	06/03/13 A	06/17/19	51.66%	879,676,369.84	704,004,406.05	444,848,114.48	436,293,219.00	1.02	0.63
	Unallocated Contingency	03/19/19	08/29/19	0%	4,674,924.00	0.00	0.00	0.00	0.00	0.00
	Project Management	08/29/19	09/02/21	0%	0.00	0.00	0.00	0.00	0.00	0.00

The preliminary Contract 1300 cost shows Earned Value Cost \$9M higher than Actual Cost.

Earned Value Analysis and Definitions

SPI is a measure of schedule efficiency on a project. It is the ratio of earned value (EV) to planned value (PV). A SPI equal to or greater than one indicates more work was completed than planned and a value of less than one indicates less work was completed than planned. A value of less than 0.9 is unfavorable.

CPI is a measure of cost efficiency on a project. It is the ratio of earned value (EV) to actual cost value (AC). A CPI equal to or greater than one indicates a cost under run and a value of less than one indicates a cost overrun. A value of less than 0.9 is unfavorable.

The following earning rules are established for each of the phase:

Cost Element Group	Planned Value (Primavera)	Earned Value (Primavera)	Actual Cost (SFMTA Cost Accounting (SAP))
Prelim. Engineering	Expenditure Plan Level of Effort (LOE)	Equals to Planned Value (LOE)	Time Keeping; Vendor Accruals and Invoices
Final Design	Expenditure Plan Level of Effort (LOE)	Equals to Planned Value (LOE)	Time Keeping; Vendor Accruals and Invoices
Procurement	Planned Delivery Date	Actual Delivery Date	Time Keeping; Vendor Accruals and Invoices
Real Estate	Expenditure Plan Level of Effort (LOE)	Equals to Planned Value (LOE)	Time Keeping; Vendor/ Material Accruals and Invoices
Construction	Schedule of Work	% Complete* x Budget at Completion (BAC)	Vendor Accruals and Invoices
Sub-Total	Performance Measurement Baseline (PMB)	Total Earned Value	Total Actual Cost
Below the Line	+ Contingency		
Total	Approved Budget		

6. FUNDING SUMMARY

The Funding Available Table below shows the total awarded funds to date vs. the total committed funds from the Project’s seven funding sources.

Funding Available Table		
	Funding	
	Committed Funding Sources	Total Awarded Funds to Date
Federal		
Sect. 5309-NS	\$942,200	\$769,196
CMAQ	\$41,025	\$41,025
Federal Subtotal	\$983,225	\$810,221
State		
TCRP	\$14,000	\$14,000
State RIP	\$88,000	\$12,498
Prop. 1B (I-Bond) PTIMSE	\$307,792	\$307,792
Prop. 1A (HSR-Bond)	\$61,308	\$61,308
State Subtotal	\$471,100	\$395,598
Local		
Prop. K	\$123,975	\$123,975
Local Subtotal	\$123,975	\$123,975
CPT 544 Total	\$1,578,300	\$1,329,794

7. LIST OF COST REPORTS

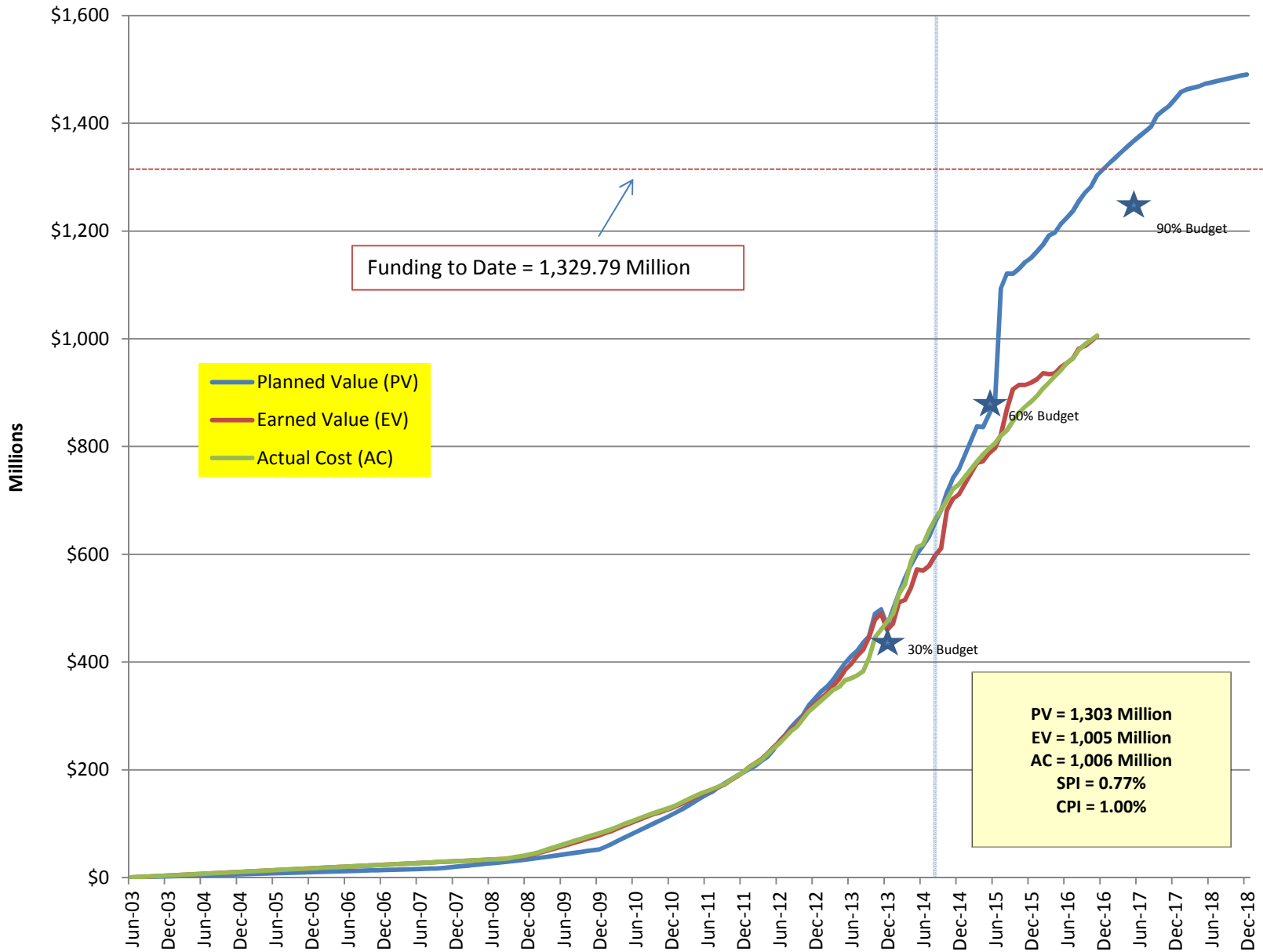
- 7.1 Program Project Budget
- 7.2 Earned Value Cash Flow
- 7.3 Contingency Drawdown Curve
- 7.4 Summary Contingency Management Trend Report
- 7.5 Detail Contingency Usage Report
- 7.6 Budget Revisions: Report sorted by Construction Packages & Soft Costs
- 7.7 Project Budget & Expenditure Report: Sorted by SCC Summary
- 7.8 Budget & Expenditure Report: Sorted by SCC Details
- 7.9 Detail Monthly Expenditure Report: grouped by Project Phase
- 7.10 Cost Report Notes

October 2016 Revision 1 of the following reports:

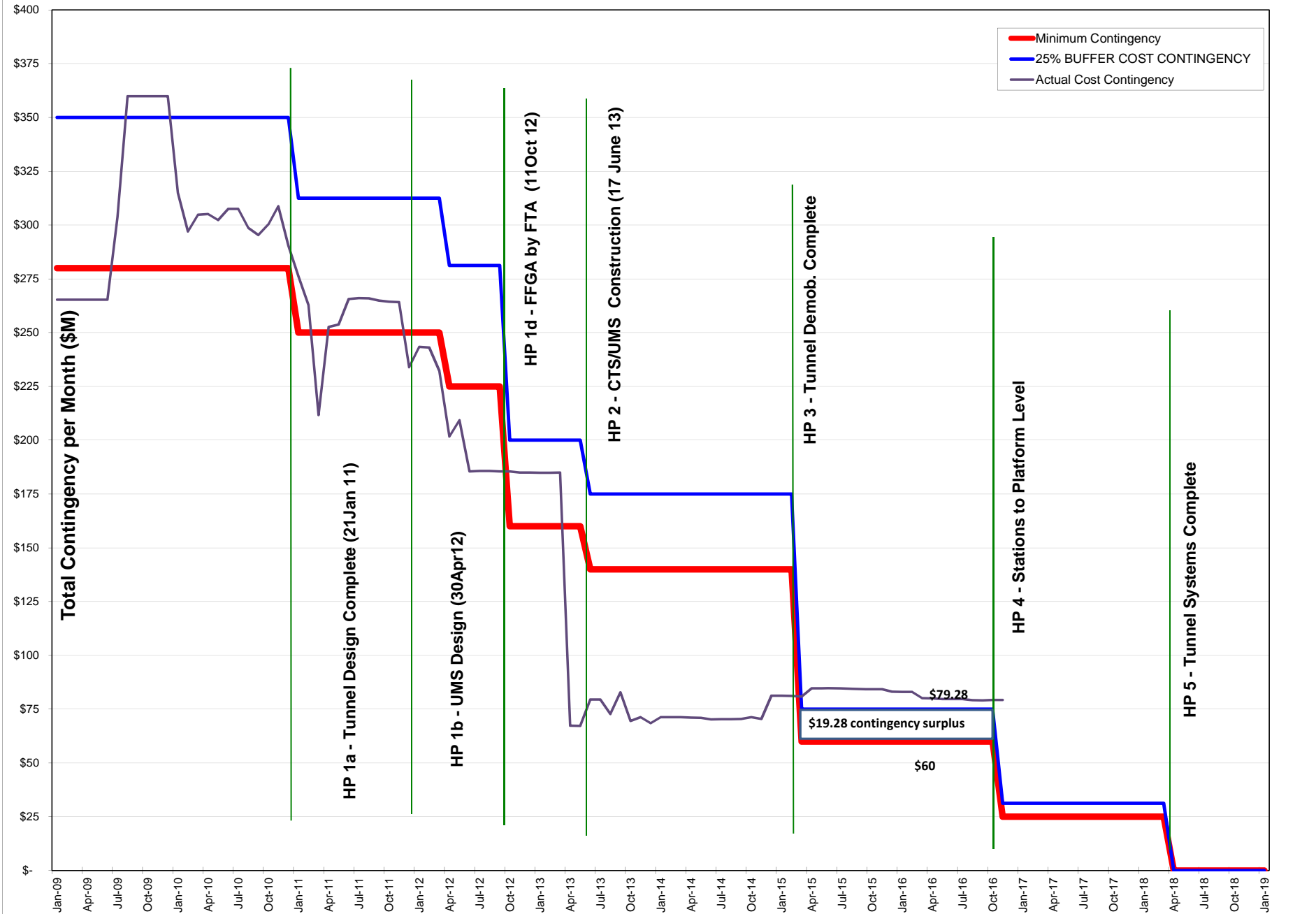
- 7.3 Contingency Drawdown Curve
- 7.6 Budget Revisions: Report sorted by Construction Packages & Soft Costs

A. Central Subway Project						
Project	Name	Amount	PM	Funding Source	Reporting	Cost Report Notes
1	CPT544 Central Subway Project	\$1,578,300,000	J. Funghi	62% Fed, 30% State, 8% Local	yes	1
Total:		\$1,578,300,000				
B. Related SFMTA Capital Improvement Projects						
Project	Name	Amount	PM	Funding Source	Reporting	
2	CPT690 TBM Retrieval Shaft Relocation	\$9,700,000	Funghi/Magary	MTA Operating Funds	no	2
3	CPT718 Chinatown Metro Plaza	\$6,980,000	J. Funghi	Transbay Redevelopment	no	3
4	CPT665 Central Subway Project - Goodwill	\$2,367,750	K. Magary	I-Bond Interest	no	4
5	CPT705 MOH - Broadway/Sansome	\$8,000,000	K. Magary	MTA Operating Funds	no	5
Total:		\$27,047,750				
C. Central Subway Project - Project Offset Credits						
	From	Amount	Index	Notes	Reporting	
1	2009-2016 Utility Co. - Form B Reimbursement	\$12,227,954	--	Construction contracts	yes	6
2	2017-2019 PG&E - Power Feed Reimbursement	\$7,624,540	--	Not yet bill PG&E	yes	7
3	6/26/2013 BART Elevator	\$90,000	68CPT544135B	Not yet rec'd BART Funds	yes	8
4	11/6/2013 Tutor Perini - CAD Files	\$2,500	68CPT5441236	Deposit to Design Index	yes	9
5	1/27/2014 SFPUC - Sewer Main	\$2,925,296	68W251	Certified in Contract 1300	yes	10
6	8/27/2014 SFMTA Traffic Effectiveness Project funded	\$694,651	68W324/686D42	Contract 1252 CMod #40	yes	11
7	9/27/2014 SFPUC - 24" Water Main	\$328,857	68CPT544135A	Contract 1252 CMod #41	yes	12
8	2/15/2015 Chinatown Plaza Construction Estimate	\$75,000	68CPT7181341	Contract 1300 CMod #6	yes	13
9	3/27/2015 SFPUC - 24" Water Main Additional Work	\$112,102	68W409	Contract 1252 CMod #48	yes	14
10	3/15/2016 Support for North Beach Restoration, OCS and Streetlighting	\$155,468	68T7373342D2/D3	Contract 1252 CMod #51	yes	14a
11	6/27/2016 DPW - MOU for Water Line above YBM Station	\$273,467	68W592	Certified in Contract 1300	yes	14b
Total:		\$24,509,835				

Earned Value Cash Flow Curve



Cost Contingency Drawdown



COST ELEMENT	CONTRACT COST					CONTINGENCY					BUDGET	VARIANCE	Cost Report Notes	
	ORIGINAL CONTRACT VALUE / September 2013 SUPPLEMENTAL BUDGET	APPROVED CHANGES	CURRENT CONTRACT VALUE	POTENTIAL CHANGES	ESTIMATE AT COMPLETION (EAC)	ORIGINAL CONTINGENCY / Sep 2013 SUPPLEMENTAL CONTINGENCY (Exclude CN 1250 & CN1251)	CONTINGENCY ADJUSTMENT TRANSFERS	REVISED AUTHORIZED CONTINGENCY (Exclude CN1250 & CN1251)	REMAINING CONTINGENCY AFTER APPROVED CHANGES DEDUCTED [h - b]	REMAINING CONTINGENCY AFTER POTENTIAL CHANGES DEDUCTED [i - d]	ORIGINAL CONTRACT VALUE + REVISED AUTHORIZED CONTINGENCY [a + h]	BUDGET - ESTIMATE AT COMPLETE [j - e]		
	a	b	c	d	e	f	g	h	i	j	j	k		
SCC 10-50 CONSTRUCTION CONTRACT PACKAGES														
1250	UTILITY RELOCATION PACKAGE #1 <i>Contract 1250 Department of Technology</i>	9,273,939 166,756	2,694,211	11,968,150 166,756		11,968,150 166,756	1,953,377	740,834	2,694,211		11,968,150 166,756		15	
1251	UTILITY RELOCATION PACKAGE #2 <i>Contract 1251 Department of Technology</i>	16,832,550 75,615	3,962,032	20,794,582 75,615		20,794,582 75,615	5,367,297	(1,405,265)	3,962,032		20,794,582 75,615		16	
1252	GUIDEWAY TUNNEL	233,584,015	1,494,770	235,078,785	170,654	235,249,439	23,658,464	(21,328,979)	2,329,485	834,715	235,913,500	664,061	17	
1300	STATIONS <i>1253 UNION SQUARE/MARKET ST STATION [UMS]</i>	839,676,400 294,030,590	4,026,614 370,327	843,703,014 294,400,917	27,302,003 16,617,847	871,005,017 311,018,764	20,000,000 5,000,000	19,925,000 15,000,000	40,000,000 20,000,000	35,973,386 19,629,673	8,671,383 3,011,826	879,676,400 314,030,590	8,671,383 3,011,826	18
	<i>1254 CHINA TOWN STATION [CTS]</i>	247,567,810	2,859,843	250,427,653	3,288,826	253,716,479	5,000,000	5,000,000	10,000,000	7,140,157	3,851,331	257,567,810	3,851,331	19
	<i>1255 YERBA BUENA/ MOSCONE STATION [YBM]</i>	158,089,000	(587,543)	157,501,457	3,985,353	161,486,810	5,000,000	5,000,000	5,000,000	5,587,543	1,602,190	163,089,000	1,602,190	
	<i>1256 SURFACE TRACKWORK & SYSTEMS [STS]</i>	139,989,000	1,383,986	141,372,986	3,409,977	144,782,963	5,000,000	5,000,000	5,000,000	3,616,014	206,037	144,989,000	206,037	
OTHER		31,233,501		31,233,501	0	31,233,501	1,160,000		1,160,000	1,160,000	1,160,000	32,393,501	1,160,000	
SCC 10 - 50 Construction Sub-total		1,130,842,776	12,177,626	1,143,020,402	27,472,657	1,170,493,059	44,818,464	(1,403,979)	43,489,485	37,968,101	10,495,444	1,180,988,503	10,495,444	
SCC 60-80 SOFT COSTS PACKAGES														
60	ROW, LAND, EXISTING IMPROVEMENTS	36,511,799	(4,265,478)	32,246,321		32,246,321	1,000,000	4,265,478	5,265,478	5,265,478	5,265,478	37,511,799	5,265,478	20
70	VEHICLES	24,108,712	(10,799,712)	13,309,000		13,309,000	2,276,941	10,799,712	13,076,653	13,076,653	13,076,653	26,385,653	13,076,653	21
80	PROFESSIONAL SERVICES	310,518,041		310,518,041		310,518,041	18,221,079		18,221,079	18,221,079	18,221,079	328,739,120	18,221,079	
SCC 60 - 80 Construction Sub-total		371,138,552	(15,065,190)	356,073,362		356,073,362	21,498,020	15,065,190	36,563,210	36,563,210	36,563,210	392,636,572	36,563,210	
SCC 90	UNALLOCATED CONTINGENCY						3,845,945	828,979	4,674,924	4,674,924	4,674,924	4,674,924	4,674,924	22
TOTAL		1,501,981,328	(2,887,564)	1,499,093,764	27,472,657	1,526,566,421	70,162,429	14,490,190	84,727,619	79,206,235	51,733,578	1,578,299,999	51,733,578	
											Total Project Budget	1,578,300,000	23	
											Estimate At Completion	1,526,566,421	24	
											Variance	51,733,578	25	

Note #17 - Adjusted Contract 1252 Guideway Tunnel contingency "column g" to reflect construction contract modifications #20, #40, #41, #48 and #51 were funded by other funding sources.

Contract Modification/Trend Log - Contract 1252 Tunnel

Awarded NTE Amount: \$233,584,015.00
Substantial Completion: 4/15/2015

Revised NTE Amount \$235,078,784.60
Revised Substantial Completion 4/15/2015

Contract Modifications			Amount	
No.	Description	COR/PCC No.	CMod	Contract NTE
1	Amendment of Insurance Requirements	n/a	\$0.00	\$233,584,015.00
2	Amendment of General Liability Insurance Requirements	n/a	(\$3,040,713.00)	\$230,543,302.00
3	Relocation of PG&E Ductbank & Removal/Reinstall TODCO Scaffolding	CORs 10 & 29	\$6,633.37	\$230,549,935.37
4	Investigate 48" Pipe at UMS S. Headwall	PCC 9	\$75,000.00	\$230,624,935.37
5	LB/MOS Oil Filled Pipe Abatement and MOS Asbestos Pipe Abatement	CORs 7, 22 & 27	\$23,912.54	\$230,648,847.91
6	Arch. Support at MOS Station N. Headwall	COR 12	\$16,892.96	\$230,665,740.87
7	Revisions to MOS N. Headwall Elevation	PCC 1	\$20,358.23	\$230,686,099.10
8	UMS Reduced Duration	COR 21	\$0.00	\$230,686,099.10
9	48" Pipe Investigation and Removal at the UMS Headwalls	PCC 11	\$150,000.00	\$230,836,099.10
10	PG&E Impacts to Launch Box and Flagger	CORs 6 & 41	\$8,618.96	\$230,844,718.06
11	Bart Annex Wall	PCC 7	\$15,500.00	\$230,860,218.06
12	LB - Concrete Manhole and Slurry Pipe Removal	COR 38	\$3,820.84	\$230,864,038.90
13	Retrieval Shaft - Pipe/Duct Bank Removal	CORs 31, 47, 50, 58, 66	\$9,908.04	\$230,873,946.94
14	MOS - 16"Pipe Removal @ N/S Headwalls	CORs 39, 44	\$4,551.99	\$230,878,498.93
15	MOS - S. Headwall Asbestos Pipe Abatement	COR 26	\$27,629.64	\$230,906,128.57
16	UMS Utility Removal/Construct Wall	CORs 46, 48, 68	\$21,150.28	\$230,927,278.85
17	MOS – 16" Steel Pipe Removal at N/S Headwalls/Enlarge Tie-In Hole	CORs 73, 76, 81	\$5,056.63	\$230,932,335.48
18	SFWD Support Work	PCC 13	\$20,000.00	\$230,952,335.48
19	Additional BART Instrumentation	PCC 6	\$307,860.75	\$231,260,196.23
20	Relocation of Retrieval Shaft	PCC 10	\$5,150,000	funded by CPT690
21	Columbus Ave. Restoration	NA	\$261,057.00	\$231,521,253.23
22	LB - Jet Grout Quantity Overrun	COR 070	\$599,900.00	\$232,121,153.23
23	Old Navy - Comp. Grout DSCs	COR 079	\$259,373.00	\$232,380,526.23
24	SFWD Excavation, Support and Backfilling	PCC 13	\$13,982.00	\$232,394,508.23
25	Cross Passage 5 - VECP	COR 087	(\$2,674.00)	\$232,391,834.23
26	Various CORs	CORs 9, 24, 37, 45, 51, 61, 71, 77, 83, 99	\$73,700.00	\$232,465,534.23
27	MOS – Reroute traffic signal lines / Equipment Standby	CORs 11, 17	\$80,719.00	\$232,546,253.23
28	PCC 12 - Comp.Grout Mtls., Accel. at R. Shaft, Haz. Mtls @ R.Shaft, Obst. at CSM panel W6 (NTE Amount CMod)	FA CoS 006, 007, 008, 009	\$81,937.00	\$232,628,190.23
29	AWSS Conflict with Water Line, AWSS Restraining at Launch Box, AT&T Vault Conflict with Sewer Main	COR 1, 2, 3	\$73,045.00	\$232,701,235.23
30	MOS Headwall End-stops	COR 018	\$144,000.00	\$232,845,235.23

Connecting people. Connecting communities.

31	Launch Box - Slurry Wall Obstructions	COR 32, 34, 42, 43, 62, 65, 67	\$234,438.00	\$233,079,673.23
32	COR 8 + Markup - Associated w/ COR 001, COR 002, and COR 003	COR 1, 2, 3, 8	\$168,000.00	\$233,247,673.23
33	LB - Pre-Excavation for Slurry Walls	COR 015	\$125,000.00	\$233,372,673.23
34	Modifications to Tunnel Alignment at Market Street - Initial Design Costs	PCC 012 Part 1	\$39,930.00	\$233,412,603.23
35	Deleted AWSS Work at Union St. and Columbus Ave.	PCC 015	(\$187,181.00)	\$233,225,422.23
36	Curb Ramp Work at NE Corner of 4th and Harrison Streets (Force Account)	FA CO 011	\$5,023.00	\$233,230,445.23
37	Staging Yard Hazardous Material	COR 30, 54, 75	\$401,933.00	\$233,632,378.23
38	Modifications to AWSS Facilities at 4th and Bryant Streets	PCC 014	\$35,925.00	\$233,668,303.23
39	MOS N. Headwall Impacts, LB – Jet Grout Overrun	COR 85, 70	\$240,333.00	\$233,908,636.23
40	Culvert, Street & Sidewalk Restoration in N.Beach (includes QC testing)	PCC 20	\$694,651.00	funded by TEP
41	Install Water Main in North Beach	PCC 20	\$328,860.00	funded by SFPUC
42	UMS - Shoring Impacts due to 48" ATT Pipe at SW Headwall	COR 069	\$29,463.00	\$233,938,099.23
43	UMS Tangent Pile SRB-H DSC, UMS Jet Grout Column No. 18 DSC	COR 096, COR 102	\$60,870.00	\$233,998,969.23
44	Subcontractor Substitution	NA	\$0.00	\$233,998,969.23
45	Modifications to Tunnel Alignment - Construction Costs	PCC 12	\$883,693.00	\$234,882,662.23
46	MOS 20" Conflict with 16" AWSS @ South Headwall	COR 082	\$28,160.00	\$234,910,822.23
47	CDF Encasement on 42" RCP	COR 005	\$95,000.00	\$235,005,822.23
48	North Beach Water Main Additional Work	PCC 20	\$112,102.20	funded by SFPUC
49	Various CORS and FACOS; FACO 13-15, 17-19; COR 116, 118-121	FACO 13-15, 17-19; COR 116, 118-121	\$180,010.41	\$235,185,832.64
50	Contract Milestone Changes		\$0.00	\$235,185,832.64
51	PCC 020 - Supp 1 - North Beach Restoration, OCS and Streetlighting		\$155,468.17	funded by TEP
52	PCC 19 - Piping, Conduit and Casing at 4th Street Portal		\$11,678.00	\$235,197,510.64
53	COR 117 - Retrieval Shaft Impacts		\$30,278.08	\$235,227,788.72
54	Material Hardness at the Retrieval Shaft		\$166,182.81	\$235,393,971.53
55	PCC 020 - Supp 2 - North Beach Sewer Work		\$19,730.14	\$235,413,701.67
56	Deleted Water Utility Replacement/Water, Sewer, MRY and AWSS Design Changes	PCC 24, 28	(\$15,259.00)	\$235,398,442.67
57	YBM Concrete Overpour and Jet Grout at Headwalls	COR 072	(\$84,509.00)	\$235,313,933.67
58	Credit - Delete AWSS Material Supply		(\$201,288.32)	\$235,112,645.35
59	Credit - 1 No. AMTS Unit		(\$33,860.75)	\$235,078,784.60
Sub Total:			\$1,494,769.60	

Pending Contract Modifications		COR/PCC No.	Estimated	
Description			Amount	Time
I	Other Pending Contract Modifications	Cmod # TBD	\$170,653.95	
Sub Total:			\$170,653.95	

Contract Modification/Trend Log - Contract 1300 Stations

Awarded NTE Amount	\$839,676,400	\$843,703,014
Substantial Completion	2/10/2018	2/10/2018

	UMS	CTS	YBM	STS	COST REPORT NOTES
Potential Changes	16,617,847	3,288,826	3,985,353	3,409,977	26
Forecasted - Trends	3,967,100	1,697,682	540,760	227,306	
Negotiation					
Change of date range to receive art	(10,001)				
UMS Geoprobe Credit	(15,600)				
UMS Powell St. Elevator Site Hazmat	16,028				
STS Traffic Signal and SL Changes				298,307	
STS Comm and Elec Cabinets Relocati				67,221	
STS - OCS Pole Changes				12,706	
UMS - PCC 027 (Escalator Barricade)	(9,227)				
YBM COR 24 (E) gas In conflict AWSS			31,892		
CTS-FACO#39- Soil Testing cmply OAB		5,478			
UMS-FACO #32 8" Waterline Conf NDSC	75,291				
UMS FACO #31 NDSC Incomplete PGE DB	165,944				
UMS-FACO #19 Street Light at Stock.	2,361				
STS-FACO #48 Work Related St Lght				2,051	
UMS FACO #34 Becho Obstruct J Piles	7,435				
UMS FACO #45 Blocked Stubs PG&E	7,500				
UMS FACO #38 Pile H3 & H4 Piles	15,438				
YBM PCC 41 Install #7 Box Clementin			38,501		
UMS Sewer Line Conflict	744,465				
UMS MRY Duct Bank-East Conflict	41,038				
UMS FACO #52 NDSC Transite Pipe	4,497				
STS - PCC#28 Portal Dowels				(1,753)	
UMS - N. Entrance Art Glass and Gla	0				
USG COR 261 8" Wall at Grid 11B	5,632				
STS - Deletion of ARS (Revision 1)				(4,689,000)	
YBM COR 63 Buried objects in P-86			24,648		
STS COR 100 DSC Zayo PVC Conf w SW				80,082	
STS COR 210 WD pit size increase				21,988	
CTS PCC 001 Delete DB on Stockton		(84,018)			
STS COR #92 PG&E Vault Conf 12 AWSS				78,074	
UMS - PCC #29 (Concrete Wale Suppt)	41,424				
CTS COR 041 FACO #4 JT Unid. Cond		28,026			
YBM COR 49 Buried timber piles			88,230		
CTS-COR#201 Swr Line & Station Roof		46,046			
YBM COR 115 C1250 unencased JT			9,843		
STS COR 272 Pier AWSS Conflict				24,287	
STS COR 258 WD/PVC Conflict				87,511	
STS COR 211 SW conf AWSS 4th/Freelo				4,561	
STS COR #229 Multi E Util Conf w N				8,284	
STS COR #88 Modify CBs and Culverts				4,395	
STS COR 101 Cleaning for non-78" SW				58,906	
STS COR 113 DSC PVC Conduit/WL Conf				11,997	

Contract Modification/Trend Log - Contract 1300 Stations

Awarded NTE Amount	\$839,676,400	\$843,703,014
Substantial Completion	2/10/2018	2/10/2018

	UMS	CTS	YBM	STS	COST REPORT NOTES
STS COR 164 DSC 8" AWSS Lat Conf 78				4,077	
STS COR #187 DB Conf w N 12 Water				37,012	
UMS COR 189 NDSC Pipe Conflict	2,566				
STS COR #241 2-In WD Line w Offset				5,386	
STS COR 254 DSC 4" Confl w 36" FM				25,197	
STS COR 290 E CB PVC Confl WD AWSS				3,329	
UMS COR 301 Concr. Overpour and PVC	14,792				
UMS - DCW and Hose Bibbs	29,159				
STS PCC 063 Del ATT/TSIC/PGE on 4th				(36,495)	
STS COR 073 AWSS Incorrectly Shown				35,134	
STS COR 067 FACO #41 GW Lead Filter				22,695	
STS COR 090 Subsurface Obstrc				20,452	
STS COR 091 PG&E Vault Conf 16" Wtr				40,001	
STS COR 093 12" Water Conf 12" Tee				5,001	
STS COR 094 Unknown DB Conf 12" Wtr				20,001	
STS COR 074 AWSS Offset/Sewer Demo				108,384	
STS COR 198 NDSC Out of Spec Cover				8,123	
STS COR 367 DSC Conf w/ CP and FM				36,256	
STS COR 371 Conflicts w/ 12" AWSS				8,402	
UMS Roof Deck - Schedule Recovery	80,841				
STS PCC 066 Add CS ATCS Emer Stop B				205,873	
STS COR 387 Oil Line Confl SW MH				6,124	
YBM COR 385 PG&E Damage to Work			2,500		
UMS COR 391 AT&T Duct Bank Conflict	25,001				
UMS COR 389 4" Steel line asbestos	20,001				
STS COR 392 Util at 4th-Town SW MH				13,246	
STS COR 401 AWSS Layout 4th/King				31,866	
STS COR 409 Conc in confl w/ (N) FM				3,466	
STS COR 416 Conc DB/wall/lines conf				81,783	
USG COR 435 Work Stoppage	50,001				
USG Hydrant Relocation on Geary St.	65,163				
USG COR 415 Glass Roof Steel Elev.	10,001				
STS COR 443 AWSS Procurement Delay				5,777	
STS COR 454 Addtl Conflicts w/ 8" W				21,586	
CTS PCC 050 Chinatown Plaza		0			
USG Door Openings in Shear Walls	41,774				
UMS COR 466 Asbestos Conduit	21,344				
UMS COR 417 Redesigned Manhole	14,385				
STS COR 469 SW Cleaning 4th/King				1,836	
UMS COR 489 TCP, Rdwy and USG Demo	100,001				
USG Removal of Existing Column	4,116				
YBM PCC 79 Install 12in WM to Howar			209,888		
YBM COR 95 UST Removal Folsom			196,191		
YBM COR 249 Utility conflicts Folso			93,425		

Contract Modification/Trend Log - Contract 1300 Stations

Awarded NTE Amount	\$839,676,400	\$843,703,014
Substantial Completion	2/10/2018	2/10/2018

	UMS	CTS	YBM	STS	COST REPORT NOTES
STS COR 089 Extra Sewer Work				29,468	
USG PCC 73 Acceleration of Work	102,203				
YBM COR 50 Contam soil along H Line			39,560		
STS COR 480 Conc confl w (N) FM				886	
YBM COR 248 Transite pipe Folsom			1,501		
YBM COR 267 Design SW hatch Stair 5			10,848		
UMS COR 493 Steel Shape Inside Pile	25,001				
UMS COR 510 6" VCP Side Sewer	19,696				
STS COR 519 Re-pressure test WD				2,739	
STS COR 523 AV & GV on 8" WD Main				1,601	
STS COR 530 Tunnel Track Machine				20,064	
STS COR 536 Util in Conf w 36" FM				66,287	
STS COR 558 CB in conf w AWSS				866	
STS PCC 084 Removal of ATT DB & Vau				112,619	
UMS COR 565 GEN Emer Vent Design	500,001				
YBM COR 564 Concrete Encased PG&E			15,000		
UMS COR 578 Elev./Escalator Monitor	137,101				
UMS COR 579 Elevators 1-4 SFFD	41,648				
YBM COR 581 SFFD Montor Panel			29,862		
STS COR 584 Debris confl w/ culvert				6,275	
UMS COR 600 Hydrocarbon Odor	50,001				
CTS PCC#25 Stairs 5, 6, 7 Mods		21,672			
YBM COR 116 Archaeological Discovery			124,268		
YBM PCC 82 Delete Scope Due to Hote			(39,025)		
STS PCC #51 Inventor Tmp Crossover				23,420	
STS Track Switch Machine Change				391,909	
STS COR 447 Added Exc for SFWD POC				29,423	
STS COR 520 Lat Conf AWSS				3,867	
STS COR 522 Thickened Str. Stan				7,046	
STS COR 533 Conc wall confl util				39,170	
YBM COR 566 WD Tie-In @ Folsom			6,302		
CTS COR 582 Monitor at Agent Booth		95,958			
STS COR 601 Conc Enc in cn. w W lin				2,827	
STS COR 615 Sump Pump Pit Cover				1,064	
STS COR 621 Additional WD Exc. per				26,293	
STS COR 623 Unkn Con Structure				2,966	
STS COR 639 Util conf w/ 12" AWSS				29,233	
STS COR 641 SW delay due to conf ut				10,025	
STS COR 650 Asbestos conf w/ ATT DB				4,518	
YBM PCC 76 AWSS, SSFM, WM Design			627,854		
CTS - PCC #036 (CMU Wall Bracing)		19,552			
UMS COR 636 Bi-Fold Door Tube Steel	24,911				
UMS COR 652 Elev. 1 & 2 Cond. Shaft	19,895				
UMS COR 661 Card Acc & Dr alrm Pnts	10,001				

Contract Modification/Trend Log - Contract 1300 Stations

Awarded NTE Amount	\$839,676,400	\$843,703,014
Substantial Completion	2/10/2018	2/10/2018

	UMS	CTS	YBM	STS	COST REPORT NOTES
YBM COR 45 Abandoned sewer not slur			7,492		
STS COR 657 Tunnel Ca Bsn Dsn Chang				20,001	
CTS COR 695 Mod to Grondng System		10,001			
STS COR 664 Threaded Dowels				10,001	
UMS COR 689 Pil Ovstrss at Outrigrs	10,001				
YBM COR 711 Conduit for AC Swichgea			10,001		
UMS COR 710 Alrm Sys Dsgn & Asso Mt	10,001				
UMS COR 709 Potbl Gen Tap Box	10,001				
CTS COR 706 Glas Canpy Trench Drain		10,001			
YBM COR 624 CMU Wall Supports			56,209		
CTS COR 625 Added Cane Detc Rail		1,889			
CTS COR 626 Ad HSS & Plt @ H Beam		5,130			
CTS COR 627 Add HSS Col @ Tickt Mac		3,404			
STS COR 632 Omit Unist & add Anr Bt				6,293	
STS COR 634 Forc Mn Dsn PCO 329				132,332	
CTS COR 640 East Leg swer Siplne		61,264			
STS COR 644 Wod Pier Cnf w AWSS				13,258	
STS COR 655 Unkn Cnc St / cn w cbsn				1,224	
STS COR 662 Foo cnf with catch bsn				1,257	
STS COR 666 Ukn Con Vlt/con N36"				10,118	
STS COR 677 Fir Supsion stnpip Mat				3,895	
UMS COR 687 Trant Pipe at St 134+00	10,001				
STS COR 703 Tunl Wakway Expn jnts				3,412	
YBM COR 705 Del bems & Embds/Ven sh			(17,893)		
UMS COR 707 Prc /Ins Gas by PG& E	(9,680)				
UMS PCC 103 PG&E S.light at Maiden	6,831				
USG PCC 68 Ramp Barriers Handrail	33,214				
UMS COR 726 Beam 213 Stair Opening	10,001				
UMS COR 729 N&S Uti House Adv Ltbox	208,768				
USG COR 734 Casing Column Conflict	10,001				
UMS COR 738 Unfishd Sur @ Seis Jnts	10,001				
UMS COR 743 Ovrhd Bi-Fold Door SDs	10,001				
USG COR 745 14 line wall Tube Suprt	10,001				
USG COR 293 Water on N.Concourse	10,001				
UMS COR 511 NDSC 10" VCP Culvert	7,124				
YBM COR 719 Elv 1&2 frm Trcn to Hyd			(5,000)		
YBM COR 724 Anti-Graffiti Film			100,000		
STS COR 736 Addition Rein Handholes				6,340	
UMS PCC 115 Decking Support WT	(15,363)				
UMS PCC 122 Drain Piping Grout Dtls	630,104				
STS PCC 096 4th Street SW Slip Lini				216,048	
UMS COR 762 Bm Fram at Strs 3 & 4	10,001				
UMS COR 770 Fiil Void Sp with CDF	10,001				
UMS COR 775 Con W Plac of St Lt Pol	3,001				

Contract Modification/Trend Log - Contract 1300 Stations

Awarded NTE Amount	\$839,676,400	\$843,703,014
Substantial Completion	2/10/2018	2/10/2018

	UMS	CTS	YBM	STS	COST REPORT NOTES
UMS COR 773 Excava Support Design	5,001				
STS COR 755 AWSS Material Delay				1,495	
STS COR 772 Recon Unkn Prop Drn Ln				2,200	
USG PCC 127 Footing Elev Suvey Diff	13,771				
USG PCC 128 Dowls of Rbar Conn Dtls	170,189				
USG COR 259 Lead Paint on Columns	87,455				
USG PCC 31 HVAC Trench Mod.	235,133				
UMS PCC 146 FD-1 Floor Drain	6,291				
STS COR 787 AT&T Dct Bnk InCw N 36"				35,001	
UMS-Relocation of Traffic Signal Co	32,275				
UMS PCC 149 Solar/Low-e Coating	23,290				
USG COR 635 Plza Lvl Bm to Cnc Wall	10,001				
USG COR 279 SFMTA CSP Field	10,001				
UMS COR 781 Uility Trench Supp Slab	20,001				
UMS COR 789 Strs 3&4 SOE Shotcrete	10,001				
CTS COR 795 Rmvl of Emr Push Buttns		10,001			
STS COR 803 SFMTA External IT Feeds				10,001	
USG COR 805 Fotngs 16A As Built Dim	10,001				
STS COR 807 Tunnel Invret Slab				10,001	
USG COR 509 Soil Nail Shotcrete Wal	896,524				
YBM COR 800 Escalator Submittals			100		
USG COR 801 Column 14A Demolition	25,000				
USG PCC 110 Term of Built Up Colus	72,224				
UMS COR 778 DSC (E) 6" & 8" St. Lne	2,071				
YBM COR 806 Stair 1 embed submittal			(10,001)		
STS COR 813 Permissive Signal				10,001	
USG COR 383 Slab Conn. at GL C&D	15,000				
STS COR 834 Thales ATCS TC Pwr Dist				10,001	
USG COR 837 Conc Slb Conn Clarfctn	10,001				
YBM COR 815 Revised Curb Alignment			2,500		
STS COR 823 Unkn Brck Ctch Basin				1,723	
USG PCC 105 Adj to Row X and Row Y	167,698				
YBM COR 86 AT&T Side Sewer Conflict			78,296		
YBM PCC 21 Delete Instrument & Monit			(50,195)		
YBM COR 390 Chip Mezzanine Headwall			55,602		
YBM COR 841 Design Chng Stair 1 run			8,952		
YBM PCC 163 Deluge Calculations			8,727		
YBM COR 838 Abrasive Stair Nosing			19,807		
YBM COR 485 Chip Concourse Headwall			30,001		
YBM PCC 69 SW Bulb-out at Stair#1			40,001		
CTS COR 847 Jont Trnch Cnfg Chnge		10,001			
STS COR 852 Caltrans Encrocmt Prmt				10,001	
UMS COR 858 Esc Elc Pwr Cont Docms	20,840				
USG COR 868 Drainge Pipe & 6" Slab	10,001				

Contract Modification/Trend Log - Contract 1300 Stations

Awarded NTE Amount	\$839,676,400	\$843,703,014
Substantial Completion	2/10/2018	2/10/2018

	UMS	CTS	YBM	STS	COST REPORT NOTES
UMS COR 861 Fire Protec Deulge Vlve	10,001				
UMS COR 872 Ligt Pole Foun @ BRT WI	10,001				
STS COR 633 Lighting Arrests Signal				10,001	
YBM PCC 061 Escalator Pit Provision			46,809		
YBM PCC 99 Art Glass Changes			34,040		
UMS COR 877 Elv Elc Powr Cont Docun	17,400				
STS COR 862 Tactile Warn Surf				10,001	
STS COR 880 Ex Dbk in con Ins SC				10,001	
YBM COR 871 Electric Power Elevators			10,001		
USG COR 882 HSS Beam Termination	10,001				
CTS COR 876 Elv Elc Power Con Docs		10,001			
UMS COR 879 Escl Rcwj to Mach Rooms	10,001				
UMS COR 878 O'farrell Sewer Damage	10,001				
CTS COR 866 ATCS/Thals Sngl Pwr Sor		10,001			
UMS COR 885 Light Pole Foundation	10,001				
STS COR 891 Phase 2 Pavment Renvtin				10,001	
CTS COR 899 Add Soil Samp & Testing		10,001			
CTS COR 898 Pltfrm Cav Final lining		10,001			
STS COR 906 Existing Catch Basin				10,001	
UMS COR 902 CMU Wall Dril Epx Clarf	10,001				
Proposed Contract Change (PCC)					
YBM_CTS PCC 33 Platform Gate Revisio			57,403		
CTS Delete PGE Work at Vault 732		(50,000)			
UMS MRY Duct Bank-West	54,981				
Deletion of ARS (Part II)				(52,409)	
YBM PCC 56 OCS Pole Foundations			551		
CTS PCC 067 Wall Shift North Access		(1,097)			
UMS Preload Rqmt for Concourse Level	10,001				
UMS Jet Grout at O'Farrell	35,001				
YBM PCC 37 SFAC Node Sculpture			50,797		
YBM PCC 59 Pavers Basis of Design			7,516		
UMS Locate PG&E Conduits	20,001				
CTS PCC 083 Switchgear Breakers		30,001			
YBM PCC 85 Ticketing Hall Changes			(14,034)		
UMS PCC 86 Headwall Soffit Pile	20,001				
USG PCC 87 Tiebacks, L2, GL 14-15	40,001				
USG PCC 89 E. Light Pole Foundation	2,501				
UMS PCC 71 Rerouting of Slab Drains	0				
YBM PCC 91 Concourse Beam Revision			15,000		
UMS PCC 93 Ellis Deck Seismic Joint	10,001				
STS PCC 095 Frame/Grate Change				(50,001)	
YBM PCC 97 Change Concourse Opening			8,020		
CTS PCC 98 Slurry Wall Wr Proofing		20,001			
USG PCC 101 Elev. Machine Rooms	10,000				

Contract Modification/Trend Log - Contract 1300 Stations

Awarded NTE Amount	\$839,676,400	\$843,703,014
Substantial Completion	2/10/2018	2/10/2018

	UMS	CTS	YBM	STS	COST REPORT NOTES
CTS PCC 104 Water Leak NE HH		20,001			
USG PCC 116 Demo Column, Const Beam	30,000				
UMS PCC 118 Elevator Hoist Beams	0				
CTS PCC 120 Prov Cond-Lft-net System		0			
STS PCC 121 PG&E Pnts Streetlightig				242,370	
STS PCC 117 PDS Signs Moun Bracket				0	
USG PCC 123 South Wall Ground Beams	4,001				
USG PCC 124 Irrigation Main	10,000				
USG PCC 129 Escalator Work Point	75,000				
YBM PCC 130 HVAC VRV's			(23)		
USG PCC 133 Sheet Metal HVAC Duct	20,000				
USG PCC 134 Temp South Wall Support	40,001				
UMS PCC 136 Transformer Vault 3138	8,199				
UMS PCC 94 Clean out MRY Ductbank	18,060				
USG PCC 102 Fire & Life Safety	27,000				
USG PCC 106 Edge of Slab for 8" Conn	10,001				
USG PCC 107 Light Pole Footings	10,001				
USG PCC 108 Con Wok chges du to DSC	10,001				
USG PCC 109 Rein Dtls for Struc Con	10,001				
USG PCC 111 Conc Cemo & Rev Con Dtl	10,001				
USG PCC 112 Glass Walk Roof System	10,001				
USG PCC 113 Elv/Esc Pit Floor Slope	10,001				
USG PCC 125 Foot,SOG & Str St Chang	50,001				
YBM PCC 131 Add Rec Room CN316			693		
YBM PCC 132 Raise Pit Floor Elev 4			60,000		
YBM PCC 138 Add Rec Room SU310			781		
YBM PCC 140 Stair 3, Escalators 1&2			20,000		
USG PCC 142 Storage Light & Elect.	22,000				
USG PCC 144 Conc. Finishing/Repairs	54,500				
YBM PCC 145 Stair 7/Escalators 3, 4			20,000		
USG PCC 147 Geary Streetlight	10,000				
YBM PCC 148 Elev.3, 4 Hoist Beam MP			40,000		
UMS PCC 150 South HW Wale Connection	13,245				
USG PCC 155 16-D Footing Demolition	18,000				
UMS PCC 153 Geary Catch Basin	(5,000)				
YBM PCC 126 Changes to Kiosks			50,000		
USG PCC 141 Wtrproof & Drn at Plaza	88,585				
USG PCC 143 Wall Conn, at GL 10/B	1,500				
PCC 151 STS LED Street Lamps				33,001	
YBM PCC 152 HVAC to CN104, CN318			100,000		
YBM PCC 159 PG&E Ductbank Changes			(10,000)		
STS PCC 160 ATCS Change Reverse Run				400,001	
STS PCC 114 Rev1 Stdpipe & Cond				30,001	
USG PCC 154 Trench Drain at 17 Line	1,000				

Contract Modification/Trend Log - Contract 1300 Stations

Awarded NTE Amount	\$839,676,400	\$843,703,014
Substantial Completion	2/10/2018	2/10/2018

	UMS	CTS	YBM	STS	COST REPORT NOTES
USG PCC 156 CMU Footings	0				
USG PCC 157 Plaza Level Vent Shaft	0				
USG PCC 158 Elev. Pit CDF Backfill	0				
YBM PCC 162 Deluge Valve Door			20,000		
UMS PCC 166 Booth Cord Grommets	1,000				
CTS PCC 167 Drn for Gls Canopy on E		5,001			
UMS PCC 168 Swing Gates Attachment	9,000				
CTS PCC 169 JT, SW and PG&E Changes		10,001			
YBM PCC 171 Additional PTZ CCTV			2,000		
CTS PCC 177 Add Esc 5 & 6 Supp		1			
CTS PCC 178 Add Beams and Embeds		1			
CTS PCC 179 Added Gromets		1			
CTS PCC 180 Extra WD Work for 12" L		1			
USG PCC 164 GL 14 Waterproofing	0				
USG PCC 165 Arch. Precast Support	0				
CTS PCC 170 SFWD Supp Work		31,001			
USG PCC 174 Fan Trench Strut Clar.	0				
USG PCC 175 Drainage Under Slab	0				
YBM PCC 182 Primers & Vents for FDs			75,000		
YBM PCC 183 Electric Power Elevators			150,000		
USG PCC 185 Wall at Line 10 and Hyd	0				
YBM PCC 187 HVAC Duct			0		
STS PCC 188 ATCS Pwr Src at CTS				1	
GEN PCC 189 Anti-Graffiti Film			200,001		
UMS PCC 195 Reinf. of Wall to Slab	0				
UMS PCC 202 CIP Wall Connection	0				
Change Order Request (COR)					
UMS DSC Existing Piles at 136+50	2,134				
UMS-FACO #50 UMS Parking Garage	10,659				
UMS-FACO #30 NDSC Inadequate CDF	157,462				
STS- AT&T Conduit Changes				22,290	
CTS COR 255 Additional Instruments		429,777			
STS COR 270 SW AWSS Conflict				8,280	
STS COR 297 TC for Track Work at 4t				150,001	
YBM COR 157 1-in Gas service break			30,000		
UMS COR 110 DSC Obst. at JG Columns	2,062,420				
YBM COR 75 Concrete Overpour P-34			169,775		
UMS COR 300 14 HDPE at Geary	(307)				
CTS COR 372 DSC Potholing @ N Acces		9,846			
STS COR 402 3x5 SW Confl w/ VCP SW				10,001	
UMS COR 403 Waterproofing at BART	63,285				
STS COR 404 Contam Soil in MRY DB				12,303	
STS COR 014 Addtl MNHS for 78" SW				20,217	
STS COR 406 Addtl TC at 4th/King				675,001	

Contract Modification/Trend Log - Contract 1300 Stations

Awarded NTE Amount	\$839,676,400	\$843,703,014
Substantial Completion	2/10/2018	2/10/2018

	UMS	CTS	YBM	STS	COST REPORT NOTES
STS COR 411 Delay 8" WL miss serv				7,501	
CTS COR 405 Hydrocarbons in HH		17,485			
CTS COR 408 MSX Termination		191,291			
CTS COR 437 Unanticipated Elec @ Sh		50,001			
CTS COR 445 3x5 w/ HDPE/PVC Inside		10,001			
CTS COR 450 Switchgear Cubicles		100,001			
STS COR 451 PGE Vlt WD Line Confl				30,001	
STS COR 455 Conflicts w/ 8" WD Line				10,001	
STS COR 456 Conflicts w/ MRY Poles				20,001	
UMS COR 393 Wrap 14" Sewer Line	4,131				
STS COR 461 WD Confl w/ Mult Utilit				100,001	
STS COR 475 Removal of Fiber Optic				1,101	
STS COR 476 Conc DB Conf w/ FH				25,001	
STS COR 500 Tunnel Monuments				5,001	
CTS COR 526 Connection b/t Wall & D		25,001			
CTS COR 527 Connection b/t Wall/Dec		25,001			
STS COR 531 ATT Confl w/ 36" FM				25,001	
STS COR 491 Util in conf w/ 10" VCP				10,001	
CTS COR 529 Rock Mass at Elev 37'		25,001			
UMS COR 499 48-inch Steel Casing	42,934				
STS COR 488 Tunnel Track Alignment				50,001	
CTS COR 568 CMOD 019 Reservations		35,001			
CTS COR 574 Escalator supports		1			
UMS COR 590 Steel Line Conflict	892				
STS COR 559 Temporary Trolley Pole				15,001	
STS COR 567 Loct of Plinth Breaks				10,001	
CTS COR 583 Elev 1-4 SFFD monitor		53,619			
STS COR 604 Duct Bank in conf. w se				10,001	
UMS COR 617 Material North of Geary	50,001				
CTS COR 659 Add Grts at Sta Ag glas		1,537			
UMS COR 660 Added Grommets at Booth	1,134				
STS COR 665 Ov prd Lit Pl fdn in				3,001	
CTS COR 670 Kitn Sink Piping		10,001			
STS COR 675 Dct bnk & 3" Gas Line				10,001	
CTS COR 679 GI Cutos & Add Sp hds		23,450			
STS COR 682 Shtdown #1 Rail Mods				9,432	
STS COR 683 Gas Ln & unkn Duct Bank				5,001	
STS COR 688 Ukn Piers /conct N 12"				5,001	
STS COR 694 Tr Rts in con/car pipes				5,001	
STS COR 699 Dct Bnk in Cnf w 36"FM				20,001	
STS COR 702 Brk Cs Bsn cnct w N Cuv				5,001	
CTS COR 628 Add Beams and Embeds		8,331			
CTS COR 200 Dr & Dr Hrdwre for GFRC		7,797			
CTS COR 723 Strc GlS Asse Add Desig		0			

Contract Modification/Trend Log - Contract 1300 Stations

Awarded NTE Amount	\$839,676,400	\$843,703,014
Substantial Completion	2/10/2018	2/10/2018

	UMS	CTS	YBM	STS	COST REPORT NOTES
UMS COR 725 Seis Qu Cer for St Glze	10,738				
UMS COR 731 Drain Piping Grout	10,001				
UMS COR 747 NDSC Unidnified Con Pile	50,001				
CTS COR 722 Elv 1-4 OH Str Host Bms		23,823			
STS COR 737 Dct Bnk infc w AT&T Rem				5,001	
UMS COR 653 Comp. Grout Holes	75,750				
STS COR 751 Db in coflct 36" FM& MH				10,001	
STS COR 766 Wood Pir inCon w N Pils				25,001	
CTS COR 780 Aded Frit on Roof Panls		19,229			
STS COR 785 Unkn Con STin con W Swr				8,364	
STS COR 796 Woodn Piers Woodn Beams				10,001	
UMS COR 798 Comp Grout Damage	50,001				
UMS COR 336 Vault on Grid Line 9	1,312				
UMS COR 338 Conflicts at O'Farrell	582				
UMS COR 341 PGE Conduit at Ellis St	2,520				
UMS COR 413 Shear Stub Beams	0				
UMS COR 449 Ellis Annex Restoration	0				
UMS COR 483 Roof Deck Surcharge Loa	0				
STS COR 700 RFI-00795.1				10,001	
USG COR 808 Dimensions at Escalator	0				
UMS COR 810 Unkn Bem @ M Macys Wall	10,001				
UMS COR 817 Odor at N. Concourse	100,000				
UMS COR 818 Install MRY Conduit	0				
CTS COR 824 Multiple Setups, Standb		1,387			
STS COR 826 DSC Swr Cap & I Beams				10,001	
STS COR 829 Unkn Concrete Blanket				3,898	
STS COR 833 Unknown Conc Blanket				5,001	
STS COR 220 DSC Relocate MRY DB&Vlt				0	
CTS COR 299 Removal of Interim SW		18,253			
UMS COR 548 Drainage Slot/Trough	866,709				
CTS COR 681 Crss Cut Cvrn SEM Excvn		60,001			
CTS COR 686 Es & Gls Enc Slf Clnng		6,716			
STS COR 821 Mounting Detail for Axl				50,001	
YBM COR 825 Tunnel Segm Steel Fibers			153,380		
UMS COR 839 VECP Esc Combpalte Htrs	(8,100)				
STS COR 844 4th & King Trcwrk Shtdn				705	
UMS COR 845 Unidntfid Conc Obstrctn	10,001				
STS COR 846 Util Conf w/ 78" SW Crw				15,001	
YBM COR 848 Chip Invert Headwall			30,000		
STS COR 849 brk Pen incol w 78" Swr				2,501	
UMS COR 854 Unfid Mtl Obst @ Cor 25	10,001				
STS COR 855 Flooded Subgrade				20,001	
STS COR 865 Sd Swr Mnhl & 15" Sw Ln				15,001	
STS COR 873 Ex L3 DcBnk Incn Pv Ren				2,400,001	

Contract Modification/Trend Log - Contract 1300 Stations

Awarded NTE Amount	\$839,676,400	\$843,703,014
Substantial Completion	2/10/2018	2/10/2018

	UMS	CTS	YBM	STS	COST REPORT NOTES
STS COR 875 Existing Railroad Ties				2,501	
CTS COR 324 Strt to Beam Con@ G/L7		5,374			
UMS COR 658 Conc Culv InCo W Ex Ut	3,389				
YBM COR 721 Elev 3&4 Hoist Beam, MP			0		
STS COR 788 Add Basin & Culvert				28,843	
YBM COR 860 Glass Guardrail Add Cap			14,571		
STS COR 874 Inter Loc of MRY Dc Bk				20,001	
UMS COR 883 Ventilation System FCP	0				
CTS COR 886 Extrm Hrd Grnd Condition		45,001			
STS COR 888 16"Gs L incon w Dct Bnk				3,001	
STS COR 890 Ex PII Box Incon Crb Rm				3,001	
UMS COR 892 Escalator Raceways	492,065				
STS COR 893 Abnd Wtr Ser @St 175+21				1,635	
STS COR 894 Ins I Bm for 3648 Shor				1,246	
UMS COR 897 Light Pole Clar.	0				
STS COR 900 Ex PG&E Vlt @ Wrog Grde				30,001	
UMS 903 Slab at Stair 3 and 4	0				
YBM COR 905 Invert Drawings			0		
Change Order - Pending					
CTS-Plaza Surface Level Struct Mods		(10,337)			
UMS-FACO #25 OCS Pole@ Market/Ellis	2,015				
UMS FACO #53 NDSC Transite Pipe	61,055				
CTS COR 040 FACO 002 Connect (E) DB		15,173			
STS COR #236 E WD Config at Freelon				55,902	
UMS COR 232 S.Walk Hatches RFI 240	3,621				
CTS COR 231 Sidewalk Hatches		11,137			
YBM COR 240 Headhouse Contam. Mtl.			106,923		
STS COR #296 Mult E Util Confl AWSS				47,052	
UMS Remove Fire Hose Valve		(1,915)			
STS COR 037 FACO 037 30" FM Removal				63,090	
UMS COR 407 8 inch SS Line Conflict	4,647				
USG - PCC #030 (US Garage Underpin)	732,157				
UMS COR 079 DSC Storage Tanks	97,817				
STS COR 468 Buried Debris in Subgra				2,027	
YBM COR 230 Change load Bilco hatch			20,731		
UMS FACO #29 BART Hazmat Abatement	11,856				
YBM COR 459 AWSS / WD Conflict			75,154		
UMS Grade 50 Steel in Lieu Grade 70	572,884				
STS Tunnel Lowering				107,285	
CTS COR 171 Mismarked gas line		6,185			
STS COR 562 WD offsets around basin				25,143	
STS COR 570 Slab confl w/ AWSS				6,122	
STS COR 571 Brk struc confl w/ AWSS				1,648	
YBM COR 586 Concrete Block @ Folsom			16,709		

Contract Modification/Trend Log - Contract 1300 Stations

Awarded NTE Amount	\$839,676,400	\$843,703,014
Substantial Completion	2/10/2018	2/10/2018

	UMS	CTS	YBM	STS	COST REPORT NOTES
STS PCC #51 Inventor Tmp Crossover				21,245	
STS COR 613 Unknown Duct Bank				1,572	
STS COR 618 Add Exc added 4" Gate				11,838	
STS COR 619 Added WD POC Excavation				5,113	
STS COR 614 Conflict of installation				2,011	
UMS PCC 100 Waterproofing and Drain	178,873				
UMS COR 645 Notch Wales at N. HWall	98,841				
STS COR 685 DSC 8" Con unslab St Sc				13,041	
STS COR 716 Unkn Brik Ctch Bsn				395	
STS COR 535 LPW Main POC				42,312	
STS COR 753 Unkn Con in Conf N 36"				1,414	
STS COR 757 Unkn Dbrs Remv & Hauld				519	
YBM PCC 139 Changes to Handrails			(5,347)		
YBM COR 692 Rebar to Base Plate TOD			13,034		
YBM COR 704 Vert Pickets@ Plumb Ris			(827)		
STS COR 479 Add Cut & Cap of 8" WL				8,376	
CTS PCC 43 Removal of Bus Bulb		15,180			
Approved	370,327	2,859,843	(587,543)	1,383,986	
Contract Modification					
CMod #1 BART Elevator Option 1 @ Pow	90,000				
CMod #3 CTS Work Safely Ard Power Po		25,956			
CMod #5 YBM Deletion of Comp Groutin			(1,833,869)		
CMod #6 CTS Plaza Constr Supt Servi		75,000			
CMod#7 STS FACOs 016, 017 & COR 009				80,170	
CMod #4 CTS-Force Account Change Or		130,000			
Cmod #10 YBM PCC 042			64,287		
CMod#8 STS PCC 006 ATT MH, PB&Trench				225,208	
CMod #9 YBM COR 10,15,16,18,20,25			126,663		
CMod #11 UMS PCC 002	12,997				
CMod #12 STS Traffic Control				1,032,302	
CMod # 14 YBM COR 036, 078			58,526		
CMod #15 YBM COR 196			3,178		
CMod #16 UMS COR 184	8,261				
CMod #017 CTS CORs 001 053 & 069		54,322			
CMod #018 CTS PCC 012		60,248			
CMod #13 CTS COR 006		57,707			
CMod #19 CTS COR 007, 026		2,274,225			
CMod #20 YBM PCC 047 and 45			364,562		
CMod #021 STS CORs 48/52/114/233/252				18,221	
CMod #22 UMS PCC 045, 046	16,198				
CMod #23 UMS PCC 058	63,838				
CMOD 24 STS PCC 23				108,053	
CMod #026 YBM COR 072			84,509		
CMod #025 - Various CORs			59,113		

Contract Modification/Trend Log - Contract 1300 Stations

Awarded NTE Amount	\$839,676,400	\$843,703,014
Substantial Completion	2/10/2018	2/10/2018

	UMS	CTS	YBM	STS	COST REPORT NOTES
CMod #027 UMS PCC 092	0				
CMod #028 CTS PCC 017.1		97,743			
CMod #029 STS PCC 009.1				(143,668)	
CMod #30 YBM Various CORs			334,165		
CMod #31 UMS COR 595	53,701				
CMod #32 YBM Various PCCs			92,934		
CMod #033 CTS Various CORs		56,422			
CMod #034 CTS Various CORs		19,334			
CMod #035 STS PCC 077				11,147	
CMod #037 CTS Various CORs		8,886			
CMod #36 YBM Conflict with Waterline			14,484		
CMod #038 STS Various CORs				52,553	
CMod #039 UMS Various CORs	23,271				
CMod #040 YBM Analytical Soil Test			3,655		
CMod #41 YBM Class 2 Conta. Material			40,250		
CMod #42 UMS Addl. Service Conduits	36,873				
CMod #43 UMS D85 Structural Pile	65,188				
Grand Total	16,988,174	6,148,669	3,397,810	4,793,963	

7.6 BUDGET REVISIONS: REPORT SORTED BY CONSTRUCTION PACKAGES & SOFT COSTS

Report Period: November 2016

		October 2016			November 2016				
Group by Contract & SCC	CATEGORY ITEM	October 2016 Base	October 2016 Allocated Contingency	October 2016 Base + Allocated	November 2016 Base	November 2016 Allocated Contingency	November 2016 Base + Allocated	BUDGET TRANSFERS	Cost Report Notes
10-50	CONSTRUCTION CONTRACT PACKAGES	1,142,945,402	37,968,101	1,180,913,503	1,142,945,402	38,043,101	1,180,988,503	75,000	
1250	UTILITY RELOCATION PACKAGE #1	12,134,906		12,134,906	12,134,906		12,134,906	0	
	Contract 1250 Form B Credit	(2,275,419)		(2,275,419)	(2,275,419)		(2,275,419)	0	
1251	UTILITY RELOCATION PACKAGE #2	20,870,197		20,870,197	20,870,197		20,870,197	0	
	Contract 1251 Form B Credit	(7,618,412)		(7,618,412)	(7,618,412)		(7,618,412)	0	
1252	GUIDEWAY TUNNEL	235,078,785	834,715	235,913,500	235,078,785	834,715	235,913,500	0	27
	Contract 1252 Form B Credit	(254,050)		(254,050)	(254,050)		(254,050)	0	
1300	CN1300 STATIONS TOTAL	843,628,014	35,973,386	879,601,400	843,628,014	36,048,386	879,676,400	75,000	28
1253: UMS	UNION SQUARE/MARKET STREET STATION [UMS]	294,400,917	19,629,673	314,030,590	294,400,917	19,629,673	314,030,590	0	
	UMS 1253 Form B Credit	(528,370)		(528,370)	(528,370)		(528,370)	0	
1254: CTS	CHINA TOWN STATION [CTS]	250,352,653	7,140,157	257,492,810	250,352,653	7,215,157	257,567,810	75,000	
	CTS 1254 Form B Credit	(451,703)		(451,703)	(451,703)		(451,703)	0	
1255: YBM	YERBA BUENA/ MOSCONE STATION [YBM]	157,501,457	5,587,544	163,089,001	157,501,457	5,587,544	163,089,001	0	
	YBM 1255 Form B Credit	(100,000)		(100,000)	(100,000)		(100,000)	0	
1256: STS	SURFACE TRACKWORK & SYSTEMS [STS]	141,372,986	3,616,013	144,988,999	141,372,986	3,616,013	144,988,999	0	
	STS 1256 SFPUC SEWER MAIN CREDIT	(2,925,296)		(2,925,296)	(2,925,296)		(2,925,296)	0	
	STS 1256 Form B Credit	(1,000,000)		(1,000,000)	(1,000,000)		(1,000,000)	0	
OTHER	OTHER CONSTRUCTION TOTAL	46,386,751	1,160,000	47,546,751	46,386,751	1,160,000	47,546,751	0	
40.06	PUBLIC ART PROGRAM	8,175,555	1,160,000	9,335,555	8,175,555	1,160,000	9,335,555	0	
40.02	MISC. CONSTR CONTRCT WK (TRACTION POWER FOR 1251)	258,202		258,202	258,202		258,202	0	
40.01	CONTRACT 1300 SOIL PROCESS	500,000		500,000	500,000		500,000	0	29
50.01	TEMPORARY LICENSE AGREEMENT (ATCS CENTRAL	487,972		487,972	487,972		487,972	0	
50.06	MTA FARE COLLECTION EQUIPMENT	5,400,000		5,400,000	5,400,000		5,400,000	0	
50.06	BART FARE COLLECTION EQUIPMENT	700,000		700,000	700,000		700,000	0	

7.6 BUDGET REVISIONS: REPORT SORTED BY CONSTRUCTION PACKAGES & SOFT COSTS

Report Period: November 2016

		October 2016			November 2016				
Group by Contract & SCC	CATEGORY ITEM	October 2016 Base	October 2016 Allocated Contingency	October 2016 Base + Allocated	November 2016 Base	November 2016 Allocated Contingency	November 2016 Base + Allocated	BUDGET TRANSFERS	Cost Report Notes
40.02	JOB ORDER CONTRACTS (JOCS) - CONSTRUCTION	117,255		117,255	117,255		117,255	0	
40.08	AON RISK INSURANCE	18,088,750		18,088,750	18,088,750		18,088,750	0	
40.02	PUBLIC AGENCIES UTILITY COORDINATION	3,713,215		3,713,215	3,713,215		3,713,215	0	
40.02	DEPARTMENT OF PARKING AND TRAFFIC (DPT)	1,200,000		1,200,000	1,200,000		1,200,000	0	
50.03	UNION SQUARE/ MARKET STREET STATION POWER FEED	2,959,826		2,959,826	2,959,826		2,959,826	0	
50.03	UNION SQUARE/ MARKET STREET STATIONS PERMANENT POWER	(2,350,000)		(2,350,000)	(2,350,000)		(2,350,000)	0	
50.03	CHINATOWN STATION POWER FEED	2,959,826		2,959,826	2,959,826		2,959,826	0	
50.03	CHINATOWN STATION PERMANENT POWER	(2,350,000)		(2,350,000)	(2,350,000)		(2,350,000)	0	
50.03	YERBA BUENA/ MOSCONE STATION [YBM] POWER FEED	3,125,222		3,125,222	3,125,222		3,125,222	0	
50.03	YERBA BUENA/ MOSCONE STATION [YBM] PERMANENT	(2,368,540)		(2,368,540)	(2,368,540)		(2,368,540)	0	
50.03	SURFACE STATION POWER FEED	11,839		11,839	11,839		11,839	0	
50.04	COMMUNICATION CONNECTION COSTS	5,757,629		5,757,629	5,757,629		5,757,629	0	
60	ROW, LAND, EXISTING IMPROVEMENTS	32,246,321	5,265,478	37,511,799	32,246,321	5,265,478	37,511,799	0	
60.01	PURCHASE OR LEASE OF REAL ESTATE	30,065,810	5,265,478	35,331,288	30,065,810	5,265,478	35,331,288	0	30
60.02	RELOCATION OF EXISTING HOUSEHOLDS	2,180,511		2,180,511	2,180,511		2,180,511	0	
70	VEHICLES	13,309,000	13,076,653	26,385,653	13,309,000	13,076,653	26,385,653	0	
70.01	LIGHT RAIL	13,309,000	13,076,653	26,385,653	13,309,000	13,076,653	26,385,653	0	31
70.07	SPARE PARTS								
80	PROFESSIONAL SERVICES	310,518,041	18,221,079	328,739,120	310,518,041	18,221,079	328,739,120	0	
80.01	PRELIMINARY ENGINEERING	46,202,674		46,202,674	46,202,674		46,202,674	0	
80.02	FINAL DESIGN	61,322,751		61,322,751	61,322,751		61,322,751	0	
80.03	PROJECT MANAGEMENT FOR DESIGN & CONSTRUCTION	89,012,544	13,905,845	102,918,389	89,012,544	13,905,845	102,918,389	0	
80.04	CONSTRUCTION ADMINISTRATION & MANAGEMENT	91,046,881	2,956,812	94,003,693	91,046,881	2,956,812	94,003,693	0	
80.05	INSURANCES	6,800,000		6,800,000	6,800,000		6,800,000	0	

7.6 BUDGET REVISIONS: REPORT SORTED BY CONSTRUCTION PACKAGES & SOFT COSTS

Report Period: November 2016

		October 2016			November 2016				
Group by Contract & SCC	CATEGORY ITEM	October 2016 Base	October 2016 Allocated Contingency	October 2016 Base + Allocated	November 2016 Base	November 2016 Allocated Contingency	November 2016 Base + Allocated	BUDGET TRANSFERS	Cost Report Notes
80.06	LEGAL: PERMITS. REVIEW FEES BY OTHER AGENCIES	8,258,184		8,258,184	8,258,184		8,258,184	0	
80.07	SURVEYS, TESTING, INVESTIGATION. INSPECTION	883,100		883,100	883,100		883,100	0	
80.08	START-UP	6,991,907	1,358,422	8,350,329	6,991,907	1,358,422	8,350,329	0	
	ALL SCC CATEGORIES 10 TO 80	1,499,018,764	74,531,311	1,573,550,076	1,499,018,764	74,606,311	1,573,625,076	75,000	31a
90	UNALLOCATED CONTINGENCIES			4,749,927			4,674,927	(75,000)	32
	TOTAL PROJECT COST 10 TO 100			1,578,300,002			1,578,300,002		
	TOTAL CONTINGENCY			79,281,238			79,281,238		
	CONTINGENCY MINIMUM			60,000,000			60,000,000		
	BELOW OR ABOVE MINIMUM			19,281,238			19,281,238		

COST STATUS BY CATEGORY	SCC CODES	BUDGET October 2016	BUDGET TRANSFERS	BUDGET November 2016	November 2016 CTD	November 2016 EAC
CONSTRUCTION	SCC 010 - 050	1,180,913,504	75,000.00	1,180,988,504	730,535,043	1,170,493,059
REAL ESTATE	SCC 060	37,511,799	0.00	37,511,799	30,731,457	32,246,321
VEHICLES	SCC 070	26,385,653	0.00	26,385,653	2,147,782	13,309,000
PRELIM ENGINEERING	SCC 080.01	46,202,674	0.00	46,202,674	46,202,675	46,202,674
FINAL DESIGN	SCC 080.02	61,318,331	0.00	61,318,331	61,576,939	61,322,751
PM FOR DESIGN & CONSTRUCTION	SCC 080.03 - 080.04	196,922,082	0.00	196,922,082	123,419,466	180,059,425
OTHER PROF SRVCS	SCC 080.05 - 080.08	24,296,033	0.00	24,296,033	11,394,438	22,933,191
UNALLOC CONTINGENCY	SCC 090	4,749,924	(75,000.00)	4,674,924		
Grand Total		1,578,300,000	0.00	1,578,300,000	1,006,007,800	1,526,566,421

SCC DESCRIPTION	November 2016 BUDGET	November 2016 CTD
010 - GUIDEWAY & TRACK ELEMENTS	285,227,879	213,398,664
020 - STATIONS, STOPS, TERMINALS, INTERMODAL	590,734,169	306,259,754
040 - SITEWORK & SPECIAL CONDITIONS	209,781,145	188,728,138
050 - SYSTEMS	95,245,311	22,148,487
060 - ROW, LAND, EXISTING IMPROVEMENTS	37,511,799	30,731,457
070 - VEHICLES (number)	26,385,653	2,147,782
080 - PROFESSIONAL SERVICES (applies to Cats. 10-50)	328,739,120	242,593,518
090 - UNALLOCATED CONTINGENCY	4,674,924	
Grand Total	1,578,300,000	1,006,007,800

SCC DESCRIPTION	November 2016 BUDGET	November 2016 CTD
010.02-Guideway: At grade semi-exclusive (allows cross-traffic)	2,860,000	145,000
010.06-Guideway: Underground cut & cover	69,816,407	61,683,677
010.07-Guideway: Underground tunnel	201,340,746	146,303,471
010.09-Track: Direct fixation	6,761,089	2,647,916
010.12-Track: Special (switches, turnouts)	4,449,637	2,618,600
020.01-At-grade station, stop, shelter, mall, terminal, platform	7,602,857	1,535,777
020.02-Aerial station, stop, shelter, mall, terminal, platform	3,616,013	0
020.03-Underground station, stop, shelter, mall, terminal, platform	557,813,462	301,230,269
020.07-Elevators, escalators	21,701,837	3,493,708
040.01-Demolition, Clearing, Earthwork	11,296,936	10,815,829
040.02-Site Utilities, Utility Relocation	58,453,542	59,276,425
040.03-Haz. mat'l, contam'd soil removal/mitigation, ground water treatments	7,345,298	4,324,595
040.04-Environmental mitigation, e.g. wetlands, historic/archeologic, parks	1,020,165	641,366
040.05-Site structures including retaining walls, sound walls	2,706,431	2,706,431
040.06-Pedestrian / bike access and accommodation, landscaping	9,755,506	2,278,655
040.07-Automobile, bus, van accessways including roads, parking lots	6,579,099	2,643,939
040.08-Temporary Facilities and other indirect costs during construction	112,624,168	106,040,899
050.01-Train control and signals	28,031,423	7,144,219
050.02-Traffic signals and crossing protection	12,562,529	8,575,364
050.03-Traction power supply: substations	21,465,073	5,064,766
050.04-Traction power distribution: catenary and third rail	12,441,113	1,289,134
050.05-Communications	12,030,586	75,003
050.06-Fare collection system and equipment	6,100,000	0
050.07-Central Control	2,614,586	1
060.01-Purchase or lease of real estate	35,331,288	28,322,027
060.02-Relocation of existing households and businesses	2,180,511	2,409,430
070.01-Light Rail	26,385,653	2,147,782
080.01-Preliminary Engineering	46,202,674	46,202,675
080.02-Final Design	61,318,331	61,576,939
080.03-Project Management for Design and Construction	102,918,389	63,759,507
080.04-Construction Administration & Management	94,003,693	59,659,959
080.05-Professional Liability and other Non-Construction Insurance	6,800,000	6,340,196
080.06-Legal; Permits; Review Fees by other agencies, cities, etc.	8,262,604	4,222,536

SCC DESCRIPTION	November 2016 BUDGET	November 2016 CTD
080.07-Surveys, Testing, Investigation, Inspection	883,100	13,740
080.08-Start up	8,350,329	817,966
090.00-Unallocated Contingency	4,674,924	
Grand Total	1,578,300,000	1,006,007,800

[A] Cost Account Description	BUDGET	ACTUAL COSTS				[G] VARIANCE (B - F)	COST REPORT NOTES
	[B] November 2016 Budget (YOE)	[C] PRIOR MONTH Total	[D] PRIOR MONTH Monthly	[E] CURRENT Monthly	[F] CURRENT Total		
TOTAL PRELIMINARY ENGINEERING	46,542,061	46,542,061	0	0	46,542,061	0	33
11 - SFMTA PROJECT MANAGEMENT	8,828,359	8,253,957	0	0	8,253,957	574,403	34
12 - SFMTA ENGINEERING SERVICES	11,425,594	11,425,594	0	0	11,425,594	0	35
16 - DEPARTMENT OF PARKING AND TRAFFIC (DPT)	935,451	802,883	0	0	802,883	132,568	
21 - ARTS COMMISSION	1,500,570	1,500,570	0	0	1,500,570	1	36
22 - FIRE DEPARTMENT	33,825	33,825	0	0	33,825	0	
23 - CITY ATTORNEY'S OFFICE	1,234,754	1,234,754	0	0	1,234,754	0	
24 - RISK MANAGEMENT	0	0	0	0	0	0	
26 - PLANNING	99,604	99,604	0	0	99,604	0	
27 - DEPARTMENT OF PUBLIC HEALTH (DPH)	4,420	4,420	0	0	4,420	0	
29 - CITY AUDITOR	308,540	317,310	0	0	317,310	(8,770)	
32 - DPW - IDC ENGINEERING (HYDRAULIC)	3,322,887	3,714,064	0	0	3,714,064	(391,177)	
34 - DPW - IDC CONSTRUCTION (CAPITAL)	17,462	17,462	0	0	17,462	0	
36 - DPW - BSM INFRASTRUCTURE (MAPPING)	76,549	76,549	0	0	76,549	0	
39 - DPW - PCS SITE ASSESSMENT & REMEDIATION (SAR)	13,993	13,993	0	0	13,993	0	
51 - 821 HOWARD STREET	1,005,653	1,005,653	0	0	1,005,653	0	
55 - 651 BRANNAN	2,294,910	2,294,910	0	0	2,294,910	0	37
63 - CENTRAL SUBWAY PARTNERSHIP - AECOM-EPC JV CONTRACT 14	26,793,234	26,793,234	0	0	26,793,234	0	38
66 - ANIL VERMA	395,204	395,204	0	0	395,204	0	39
67 - HILL INTERNATIONAL CONTRACT 156	6,716,294	6,716,294	0	0	6,716,294	(920,555)	
68 - ARTHUR GALLAGER & CO. CS 164	6,800,000	6,340,196	0	0	6,340,196	459,804	
71 - TUNNEL/UTILITIES - CONTRACT # CONTRACT 155-1	5,469,336	5,469,336	0	0	5,469,336	0	40
72 - STATIONS - CONTRACT # CONTRACT 155-2	26,220,609	26,220,609	0	0	26,220,609	0	41
73 - SYSTEMS/INTEGRATION - CONTRACT 155-3	11,432,312	11,432,312	0	0	11,432,312	(0)	42
331 - BAY AREA RAPID TRANSIT (BART)	146,427	146,427	0	0	146,427	0	
332 - SAN FRANCISCO COUNTY TRANSPORTATION AUTHORITY (SFTA)	0	0	0	0	0	0	
TOTAL FINAL DESIGN	115,075,987	114,309,159	0	0	114,309,159	(153,726)	
11 - SFMTA PROJECT MANAGEMENT	15,589,933	8,062,654	215,134	209,887	8,272,541	7,317,392	
1.3.011.01.080.03 - CM:SFMTA LABOR-PROJECT MANAGEMENT	15,589,933	8,062,654	215,134	209,887	8,272,541	7,317,392	

[A] Cost Account Description	BUDGET	ACTUAL COSTS				[G] VARIANCE (B - F)	COST REPORT NOTES
	[B] November 2016 Budget (YOE)	[C] PRIOR MONTH Total	[D] PRIOR MONTH Monthly	[E] CURRENT Monthly	[F] CURRENT Total		
12 - SFMTA ENGINEERING SERVICES	905,264	2,412,373	6,887	10,637	2,423,009	(499,427)	
1.3.012.02.080.04 - CM: SFMTA LABOR-ENGINEERING CONTRACT 1252	123,582	57,648	0	0	57,648	65,934	
1.3.012.06.080.04 - CM: SFMTA LABOR-ENGINEERING CONTRACT 1300	1,800,000	2,354,725	6,887	10,637	2,365,361	(565,361)	
13 - SFMTA CONSTRUCTION MANAGEMENT	44,075,375	11,695,689	229,229	244,045	11,939,735	31,117,322	
1.3.013.01.080.04 - CM:SFMTA LABOR-CONSTR. MANAGEM	43,057,057	11,695,689	229,229	244,045	11,939,735	31,117,322	
16 - DEPARTMENT OF PARKING AND TRAFFIC (DPT)	3,588,074	1,837,594	8,018	8,950	1,846,544	2,018,014	
1.3.016.01.080.04 - DPT CONTRACT 1300 SUPPORT UMS	299,600	85,019	0	0	85,019	214,581	
1.3.016.01.080.04 - DPT CONTRACT 1300 SUPPORT CTS	274,900	73,550	0	0	73,550	201,350	
1.3.016.01.080.04 - DPT CONTRACT 1300 SUPPORT YBM	238,400	116,215	2,209	441	116,657	121,743	
1.3.016.01.080.04 - DPT CONTRACT 1300 SUPPORT STS	876,876	207,095	5,809	4,456	211,551	665,325	
1.3.016.02.040.08 - DPT: FIELD OPS TUNNEL [B84]	0	1,464	0	0	1,464	(1,464)	
1.3.016.02.040.08 - DPT: FIELD OPS TUNNEL [B86]	0	204,261	0	0	204,261	(204,261)	
1.3.016.06.040.02 - DPT:DPT TRAFFIC SHOP CONTRACT 1300	1,200,000	0	0	0	0	1,200,000	
1.3.016.07.080.04 - DPT:SSD DS/CN: 1UTL	38,450	0	0	0	0	38,450	
1.3.016.08.040.08 - DPT:PCOS:2UTL [68A]	400,728	400,728	0	0	400,728	0	
1.3.016.08.040.08 - DPT:SSD CN:2UTL	0	108,020	0	0	108,020	(108,020)	
1.3.016.08.080.04 - DPT:SSD [1326]	259,120	252,536	0	0	252,536	6,584	
1.3.016.08.080.04 - DPT:SSD [13BN]	0	23,302	0	0	23,302	(23,302)	
1.3.016.08.080.04 - DPT:SSD [13CN]	0	963	0	0	963	(963)	
1.3.016.08.080.04 - DPT:SSD [B85]	0	92,008	0	0	92,008	(92,008)	
1.3.016.03.040.08 - PCOS:1300/UMS [68CPT544132W.CPT544132W]	0	161,753	0	0	161,753	(161,753)	
1.3.016.05.040.08 - PCOS:1300/YBM [68CPT544132Y.CPT544132Y]	0	0	0	4,052	4,052	(4,052)	
1.3.016.09.040.08 - PCOS:1300/STS [68CPT544132Z.CPT544132Z]	0	110,679	0	0	110,679	(110,679)	
17 - MOTIVE POWER	2,195	0	0	0	0	2,195	
1.3.017.07.040.02 - PWR:SFMTA-MOTIVE POWER-UTL.REL	2,195	0	0	0	0	2,195	
18 - SFMTA OPERATIONS	400,000	39,495	0	0	39,495	286,974	
1.3.018.04.040.02 - OPS:SUPPORT TO CONTRACT 1300/CTS	100,000	26,469	0	0	26,469	73,531	
1.3.018.06.080.07 - OPS:SUPPORT TO CONTRACT 1300/UMS	300,000	13,026	0	0	13,026	286,974	
19 - OTHER SFMTA	700,000	944,829	0	0	944,829	(244,829)	
1.3.019.01.080.07 - OTH.MTA SURVEY AND TESTING	500,000	0	0	0	0	500,000	
1.3.019.07.080.07 - OTH.MTA SFMTA-SURVEY; TSTG [6840]	0	714	0	0	714	(714)	
1.3.019.08.040.08 - OTH.MTA 1251 MATERIALS	150,000	126,149	0	0	126,149	23,851	
1.3.019.08.080.08 - OTH.MTA OPERATION SUPPORT DUR1	50,000	817,966	0	0	817,966	(767,966)	
21 - ARTS COMMISSION	12,010,885	2,854,738	29,019	16,196	2,870,934	9,139,951	

[A] Cost Account Description	BUDGET	ACTUAL COSTS				[G] VARIANCE (B - F)	COST REPORT NOTES
	[B] November 2016 Budget (YOE)	[C] PRIOR MONTH Total	[D] PRIOR MONTH Monthly	[E] CURRENT Monthly	[F] CURRENT Total		
1.3.021.01.040.06 - ARTS:CTYCO-ARTS COMMISSION CONSTRUCTION C	4,772,555	0	0	0	0	4,772,555	
1.3.021.01.080.03 - ARTS:CTYCO-ARTS COMMISSION [1227]	2,030,147	388,167	0	0	388,167	1,641,980	43
1.3.021.01.080.04 - ARTS:CTYCO-ARTS COMMISSION [PWE335MPFUNA.C	21,000	11,386	0	0	11,386	9,614	
1.3.021.06.080.03 - ARTS:CTYCO-ARTS COMMISSION PM [285MC.132J]	158,970	514,882	8,639	6,128	521,010	(362,040)	
1.3.021.01.080.03 - ARTS:CTYCO-ARTS COMMISSION [PWA335MPFUNA.C	0	5,418	1,029	0	5,418	(5,418)	
1.3.021.01.080.03 - ARTS:CTYCO-ARTS COMMISSION [PWE335MPFUNA.C	0	2,648	0	0	2,648	(2,648)	
1.3.021.06.040.06 - ARTS:CTYCO-ARTS COMMISSION [68CPT5441327.CPT	1,500,000	1,393,660	0	0	1,393,660	106,340	
1.3.021.06.040.06 - ARTS:CTYCO-ARTS COMMISSION [285MCPFUNA.CPT	1,903,000	538,576	19,352	10,068	548,644	1,354,356	
1.3.021.01.080.03 - ARTS:CTYCO-ARTS COMMISSION [132J]	465,213	0	0	0	0	465,213	
1.3.021.97.040.06 - ARTS:ARTS COMMISSION ALLOC CO	1,160,000	0			0	1,160,000	
23 - CITY ATTORNEY'S OFFICE	2,171,781	1,851,093	0	(650,000)	1,201,093	970,688	
1.3.023.01.080.06 - ATTY:CN LEGAL-CITY ATTORNEY OF	2,171,781	1,851,093	0	(650,000)	1,201,093	970,688	
25 - PUBLIC UTILITIES COMMISSION SEWER	(2,925,296)	0	0	0	0	(2,925,296)	
1.3.025.09.040.02 - STS.1256: SITE UTILITIES SFPUC SEWER MAIN	(2,925,296)					(2,925,296)	
26 - PLANNING	137,062	25,395	0	0	25,395	111,667	
1.3.026.01.080.06 - CM:CTYCO-PLANNING DEPARTMENT	137,062	25,395	0	0	25,395	111,667	
28 - PUBLIC UTILITIES COMMISSION WATER	4,242,012	3,016,767	97,653	15,866	3,032,632	1,209,380	
1.3.028.02.040.02 - CM:CTYCO-PUBLIC UTIL COMM. (PUC)	0	4,745	0	0	4,745	(4,745)	
1.3.028.02.040.08 - PUC: FIELD OPERATIONS TUNNEL	398,400	508,800	0	0	508,800	(110,400)	
1.3.028.02.080.04 - PUC:MTA CSP CN1252 [470465]	105,000	91,587	0	0	91,587	13,413	
1.3.028.03.040.02 - PUC:CDD CONTRACT 1300/UMS SUPPORT	606,354	166,865	11,694	937	167,802	438,552	
1.3.028.03.080.04 - PUC:CMB CONTRACT 1300/UMS INSPECTION	230,000	30,363	0	0	30,363	199,637	
1.3.028.04.040.02 - PUC:CDD CONTRACT 1300/CTS SUPPORT	271,755	169,559	0	504	170,063	101,692	
1.3.028.04.080.04 - PUC:CMB CONTRACT 1300/CTS INSPECTION	115,000	11,505	3,800	334	11,839	103,161	
1.3.028.05.040.02 - PUC:CDD CONTRACT 1300/YBM SUPPORT	450,282	307,929	41,548	2,932	310,861	139,421	
1.3.028.05.080.04 - PUC:CMB CONTRACT 1300/YBM INSPECTION	184,000	47,727	14,541	1,418	49,145	134,855	
1.3.028.06.040.02 - PUC:CMB CONTRACT 1300/SFWD AWSS MATERIAL	0	224,244	0	835	225,079	(225,079)	
1.3.028.07.040.02 - PUC:PUC CDD WATER CONNECTION CONTRACT 1250	248,035	291,501	0	0	291,501	(43,466)	
1.3.028.07.080.04 - PUC:PUC CMB INSPECTION CONTRACT 1250	74,468	113,844	0	0	113,844	(39,376)	
1.3.028.08.040.02 - PUC:PUC CDD WATER CONNECTION CONTRACT 1251	565,389	318,130	0	0	318,130	247,259	
1.3.028.08.080.04 - PUC:PUC CMB INSPECTION CONTRACT 1251	266,252	289,424	0	0	289,424	(23,172)	
1.3.028.09.040.02 - PUC:CMB CONTRACT 1300/STS SUPPORT	520,077	314,016	14,543	5,402	319,418	200,659	
1.3.028.09.080.04 - PUC:CMB CONTRACT 1300/STS INSPECTION	207,000	126,528	11,527	3,505	130,033	76,967	
32 - DPW - IDC ENGINEERING (HYDRAULIC)	1,150,459	(173,621)	3,932	4,310	(169,310)	1,187,820	
1.3.032.01.080.04 - CM:DPW:1424J-BUREAU OF ENGINEERING (BOE) [AB	60,000	(285,405)	0	0	(285,405)	345,405	

[A] Cost Account Description	BUDGET	ACTUAL COSTS				[G] VARIANCE (B - F)	COST REPORT NOTES
	[B] November 2016 Budget (YOE)	[C] PRIOR MONTH Total	[D] PRIOR MONTH Monthly	[E] CURRENT Monthly	[F] CURRENT Total		
1.3.032.03.080.04 - DPW IDC HYDRAULIC CN1300 UMS SUPPORT	297,938	18,074	374	2,479	20,553	277,385	
1.3.032.04.080.04 - DPW IDC HYDRAULIC CN1300 CTS SUPPORT	295,639	17,545	0	0	17,545	278,094	
1.3.032.05.080.04 - DPW IDC HYDRAULIC CN1300 YBM SUPPORT	301,882	29,946	3,558	0	29,946	271,936	
1.3.032.06.080.04 - DPW: BOE: 1300 DSDC	6,000	0	0	0	0	6,000	
1.3.032.08.080.04 - DPW.HYRDDPW-BOE IDC ENG SVC DC	9,000	0	0	0	0	9,000	
1.3.032.09.080.04 - DPW IDC HYDRAULIC CN1300 STS SUPPOR	180,000	46,219	0	1,831	48,050	131,950	
34 - DPW - IDC CONSTRUCTION (CAPITAL)	6,695,348	5,213,911	64,779	74,675	5,288,586	1,406,762	
1.3.034.02.080.04 - DPW:CONSTR:1252 CM [CD12]	730,000	1,207,603	0	0	1,207,603	(477,603)	
1.3.034.02.080.04 - DPW:CONSTR:1252 CM [13AC12]	206,000	138,397	0	0	138,397	67,603	
1.3.034.01.080.04 - DPW:BCM LABOR [2113]	2,140,142	2,140,142	0	0	2,140,142	0	
1.3.034.06.080.04 - DPW:CONSTR:1300 CM [13CP12]	3,619,206	1,727,769	64,779	74,675	1,802,444	1,816,762	
36 - DPW - BSM INFRASTRUCTURE (MAPPING)	465,562	111,741	0	0	111,741	434,821	
1.3.036.01.080.04 - DPW:MPPG:DPW-BUREAU OF ST USE	417,129	32,680	0	0	32,680	384,449	
1.3.036.02.080.04 - DPW:MPPG:1300-DPW-BUREAU OF ST USE	0	33,084	0	0	33,084	(33,084)	
1.3.036.02.080.06 - DPW:MPPG:DPW-BUREAU OF ST USE	90,000	45,977	0	0	45,977	44,023	
1.3.036.06.080.06 - DPW:MPPG:BSM PERMIT REVIEW	39,433	0	0	0	0	39,433	
37 - DPW - PCS MATERIAL TESTING LABORATORY	83,100	0	0	0	0	83,100	
1.3.037.01.080.07 - DPW.MTL.LABDPW-MATERIAL TESTIN	83,100	0	0	0	0	83,100	
39 - DPW - PCS SITE ASSESSMENT & REMEDIATION (SAR)	622,474	942,284	0	0	942,284	(319,810)	
1.3.039.01.080.04 - DPW:SITE ASSESSMENT & REMEDIATION (SAR) [132	8,621	506,858	0	0	506,858	(498,237)	
1.3.039.01.080.04 - DPW:SITE ASSESSMENT & REMEDIATION (SAR) [2213	92,459	92,459	0	0	92,459	0	
1.3.039.01.080.04 - DPW:SITE ASSESSMENT & REMEDIATION (SAR) [2250	78,400	78,400	0	0	78,400	0	
1.3.039.01.080.04 -DPW:SITE ASSESSMENT & REMEDIATION (SAR) [2257	151,515	151,515	0	0	151,515	0	
1.3.039.01.080.04 - DPW:SITE ASSESSMENT & REMEDIATION (SAR) [2313	24,343	24,343	0	0	24,343	0	
1.3.039.01.080.04 - DPW:SITE ASSESSMENT & REMEDIATION	58,757	10,109	0	0	10,109	48,648	
1.3.039.01.080.04 - DPW:SITE ASSESSMENT & REMEDIATION (SAR) [CE1	31,367	31,367	0	0	31,367	0	
1.3.039.01.080.04 - DPW:SITE ASSESSMENT & REMEDIATION (SAR) [CH1	100,000	8,621	0	0	8,621	91,379	
1.3.039.01.080.04 - DPW:SITE ASSESSMENT & REMEDIATION (SAR)	17,000	0	0	0	0	17,000	
1.3.039.02.080.04 - DPW: SITE ASSESSMENT & REMEDIATION (SAR) – CN	18,632	16,880	0	0	16,880	1,753	
1.3.039.02.080.04 - DPW: SITE ASSESSMENT & REMEDIATION (SAR) – CN	41,379	21,732	0	0	21,732	19,647	
46 - MACY'S WEST - SFPUC SEWER WORK	258,202	258,202	0	0	258,202	0	
1.3.046.08.040.02 - MCY.SWRC. CONTRACT: MACY'S-SEW	258,202	258,202	0	0	258,202	0	
51 - 821 HOWARD STREET	4,690,481	619,784	7	2,967	622,751	4,067,730	
1.3.051.01.080.03 - ODC.HWRD:ODCs - 821 HOWARD STR	4,616,391	595,183	7	1,013	596,196	4,020,195	

[A] Cost Account Description	BUDGET	ACTUAL COSTS				[G] VARIANCE (B - F)	COST REPORT NOTES
	[B] November 2016 Budget (YOE)	[C] PRIOR MONTH Total	[D] PRIOR MONTH Monthly	[E] CURRENT Monthly	[F] CURRENT Total		
1.3.051.02.080.04 - ODC.HWRD:ODCs - TUNNEL CONTRACT 1252	10,000	1,056	0	0	1,056	8,944	
1.3.051.06.080.04 - ODC.HWRD:ODCs - STATION CONTRACT 1300	55,000	15,829	0	0	15,829	39,171	
1.3.051.06.080.04 - ODC.HWRD:W/MTA INST WTR SVC @ STS&YBM TRA	9,090	7,715	0	1,954	9,669	(579)	
55 - 651 BRANNAN	0	10,348	0	0	10,348	(10,348)	
1.3.055.01.080.03 - CM:ODCs - 651 BRANNAN STREET	0	10,348	0	0	10,348	(10,348)	44
63 - CENTRAL SUBWAY PARTNERSHIP - AECOM-EPC JV CONTRACT 14	42,373,401	30,265,141	(174,245)	1,001,648	31,266,789	11,106,612	
1.3.063.01.080.03 - CM:PM:AECOM.CS149 OM-EPC JV CS149-PM	9,507,939	6,248,468	(301,721)	400,659	6,649,127	2,858,812	45
1.3.063.01.080.04 - CM:AECOM.CS149OM-EPC JV CS-149 [3B]	5,218,630	3,815,209	(452,581)	600,989	4,416,198	802,432	
1.3.063.01.080.04 - CM:AECOM.CS149OM-EPC JV CS-149 [3E]	7,000,000	7,982,813	0	0	7,982,813	(982,813)	
1.3.063.01.080.04 - CM:AECOM.CS149OM-EPC JV CS-149 [3F]	0	5,126,832	580,057	0	5,126,832	(5,126,832)	
1.3.063.01.080.04 - CM:AECOM.CS149OM-EPC JV CS-149 [9B]	11,042	11,042	0	0	11,042	(0)	
1.3.063.01.080.04 - CM:AECOM.CS149OM-EPC JV CS-149 [9D]	550,000	515,694	0	0	515,694	34,306	
1.3.063.01.080.04 - CM:AECOM.CS149OM-EPC JV CS-149 [9E]	600,000	523,943	0	0	523,943	76,057	
1.3.063.01.080.04 - CM:AECOM.CS149OM-EPC JV CS-149 [9F]	0	461,196	0	0	461,196	(461,196)	
1.3.063.01.080.04 - FD:CM:EPC JV CS49-PM [123A]	5,579,945	5,579,945	0	0	5,579,945	0	
1.3.063.97.080.03 - AECOM.CS149 ALLOCAT CONTING	13,905,845					13,905,845	
67 - HILL INTERNATIONAL CONTRACT 156	11,000,000	2,258,151	60,885	61,970	2,320,120	8,679,880	
1.3.067.01.080.03 - HILL.CS156:HILL INTL. CS-156 [1336]	600,000	920,426	0	0	920,426	(320,426)	
1.3.067.01.080.03 - HILL.CS156:HILL INTL. CS-156 [1337]	8,479,445	912,872	60,885	(379,724)	533,148	7,946,297	
1.3.067.01.080.03 - HILL.CS156:HILL INTL. [133O]	1,000,000	127,261	0	0	127,261	872,739	
1.3.067.01.080.03 - HILL INTERNATIONAL CS156 AWP 2016 [68CPT544134	920,555	297,593	0	441,694	739,286	181,269	
69 - BAYLAND SOIL PROCESS CONTRACT 175	500,000	214,135	26,174	0	214,135	285,865	46
1.3.069.06.040.01 - BAYLAND.CS175:BAYLAND SOIL PROCESS [133K]	500,000	214,135	26,174	0	214,135	285,865	
71 - TUNNEL/UTILITIES - CONTRACT # CONTRACT 155-1	1,358,950	1,996,353	0	45,292	2,041,645	(682,695)	
1.3.071.01.080.04 - CM: CS155.1 DESIGN SUPPORT DURING CM [1232]	0	(87,201)	0	0	(87,201)	87,201	47
1.3.071.02.080.04 - CM: CS155.1 DESIGN SUPPORT DURING CM [1332]	1,358,950	2,083,554	0	45,292	2,128,846	(769,896)	
72 - STATIONS - CONTRACT # CONTRACT 155-2	8,752,240	7,940,149	594,822	523,974	8,464,123	288,117	
1.3.072.01.080.04 - CM: CS155.2 DESIGN SUPPORT DURING CM [1233]	50,000	51,351	0	0	51,351	(1,351)	48
1.3.072.01.080.04 - CM: CS155.2 DESIGN SUPPORT DURING CM [1333]	8,702,240	7,888,798	594,822	523,974	8,412,772	289,468	
73 - SYSTEMS/INTEGRATION - CONTRACT 155-3	4,828,269	2,784,297	184,439	(398,348)	2,385,949	2,442,320	
1.3.073.01.080.04 - CM: CS155.3 DESIGN SUPPORT DURING CM [1236]	90,000	89,791	0	0	89,791	209	
1.3.073.01.080.04 - CM: CS155.3 DESIGN SUPPORT DURING CM [1334]	4,738,269	2,694,506	184,439	(398,348)	2,296,158	2,442,111	
81 - UTILITIES RELOCATION #1 (PORTAL & MOS) - CONTRACT 1250	11,968,150	11,968,150	0	0	11,968,150	0	
1.3.081.07.040.01 - UR1.CONTRACT 1250:SITWORK: DEMOLIT	167,458	167,458	0	0	167,458	0	

[A] Cost Account Description	BUDGET	ACTUAL COSTS				[G] VARIANCE (B - F)	COST REPORT NOTES
	[B] November 2016 Budget (YOE)	[C] PRIOR MONTH Total	[D] PRIOR MONTH Monthly	[E] CURRENT Monthly	[F] CURRENT Total		
1.3.081.07.040.02 - UR1.CONTRACT 1250:SITWORK: UTILITI	10,099,341	10,099,341	0	0	10,099,341	0	
1.3.081.07.040.03 - UR1.CONTRACT 1250:SITWORK:HAZMAT	453,321	453,321	0	0	453,321	0	
1.3.081.07.040.08 - UR1.CONTRACT 1250:SITWORK:TEMPORAR	1,248,030	1,248,030	0	0	1,248,030	0	
82 - UTILITIES RELOCATION #2 (UMS) - CONTRACT 1251	20,794,582	20,794,582	0	0	20,794,582	0	49
1.3.082.08.040.01 - UR2.CONTRACT 1251:SITWORK: DEMOLIT	752,240	752,240	0	0	752,240	0	
1.3.082.08.040.02 - UR2.CONTRACT 1251:SITWORK:UTILITI	10,328,044	10,328,044	0	0	10,328,044	0	
1.3.082.08.040.03 - UR2.CONTRACT 1251:SITWORK:HAZMAT	172,712	172,712	0	0	172,712	0	
1.3.082.08.040.05 - UR2.CONTRACT 1251:SITWORK: STRUCTU	2,706,431	2,706,431	0	0	2,706,431	0	
1.3.082.08.040.06 - UR2.CONTRACT 1251:SITWORK:PEDESTRA	319,317	319,317	0	0	319,317	0	
1.3.082.08.040.07 - UR2.CONTRACT 1251:SITWORK:AUTO/BUS	190,362	190,362	0	0	190,362	0	
1.3.082.08.040.08 - UR2.CONTRACT 1251:SITWORK:TEMP FAC	6,325,476	6,325,476	0	0	6,325,476	0	
GUIDEWAY TUNNELS TOTAL	235,913,500	233,793,900	0	0	233,793,900	2,119,601	
83 - GUIDEWAY TUNNELS - CONTRACT # 1252 BASE	233,584,015	231,897,864	0	0	231,897,864	1,686,151	50
1.3.083.02.010.06 - CONTRACT 1252:GUIDEWAY:UNDERGRN'D CUT	60,446,425	60,446,425	0	0	60,446,425	0	
1.3.083.02.010.07 - CONTRACT 1252:GUIDEWAY:UNDERGROUND	105,423,090	105,164,927	0	0	105,164,927	258,163	
1.3.083.02.020.03 - CONTRACT 1252: STATIONS: UNDERGROUND	21,685,000	21,685,000	0	0	21,685,000	0	
1.3.083.02.040.01 - CONTRACT 1252:SITWORK:DEMO CLEARING	2,440,000	2,440,000	0	0	2,440,000	0	
1.3.083.02.040.02 - CONTRACT 1252:SITWORK:UTILITIES & RE	10,895,000	10,487,676	0	0	10,487,676	407,324	
1.3.083.02.040.03 - CONTRACT 1252:SITWORK:HAZMAT&MITIGAT	200,000	0	0	0	0	200,000	
1.3.083.02.040.04 - CONTRACT 1252:SITWORK:ENVIRON. MITIG	300,000	54,292	0	0	54,292	245,708	
1.3.083.02.040.06 - CONTRACT 1252:SITWORK:PED/BIKE ACCES	50,000	4,532	0	0	4,532	45,468	
1.3.083.02.040.07 - CONTRACT 1252:SITWORK:AUTO/BUS ACCES	1,345,000	1,345,000	0	0	1,345,000	0	
1.3.083.02.040.08 - CONTRACT 1252:SITWORK:TEMP FACILITIE	30,799,500	30,270,012	0	0	30,270,012	529,488	
83 - GUIDEWAY TUNNELS - CONTRACT # 1252 CMODs	1,494,770	1,896,036	0	0	1,896,036	(401,266)	51
1.3.083.83.010.06 - CONTRACT 1252: CONTRACT MOD	112,251	112,251	0	0	112,251	0	
1.3.083.83.010.07 - CONTRACT 1252: CONTRACT MOD	1,941,810	1,891,810	0	0	1,891,810	50,000	
1.3.083.83.020.03 - CONTRACT 1252: CONTRACT MOD	1,004,156	1,004,156	0	0	1,004,156	0	
1.3.083.83.040.02 - CONTRACT 1252: CONTRACT MOD	1,035,588	935,588	0	0	935,588	100,000	
1.3.083.83.040.03 - CONTRACT 1252: CONTRACT MOD	453,475	453,475	0	0	453,475	0	
1.3.083.83.040.08 - CONTRACT 1252: CONTRACT MOD	(3,052,510)	(2,501,244)	0	0	(2,501,244)	(551,266)	
1.3.083.93.010.07 - CONTRACT 1252: TUNNEL ALLOC CONTING	834,715	0	0	0	0	834,715	52
CONTRACT 1300 - STATIONS, TRACKWORK AND SYSTEMS TOTAL	879,676,400	429,062,388	6,300,453	7,230,831	436,293,219	443,383,181	53
84 - UNION SQUARE/MARKET STREET STATION (UMS) - WORK PACKA	294,030,590	172,017,567	2,940,508	3,373,309	175,390,876	118,639,714	18
1.3.084.03.020.03 - UMS.1253: UNDERGROUD STATION	253,081,452	148,167,742	2,342,794	3,094,625	151,262,367	101,819,085	

[A] Cost Account Description	BUDGET	ACTUAL COSTS				[G] VARIANCE (B - F)	COST REPORT NOTES
	[B] November 2016 Budget (YOE)	[C] PRIOR MONTH Total	[D] PRIOR MONTH Monthly	[E] CURRENT Monthly	[F] CURRENT Total		
1.3.084.03.020.07 - UMS.1253: ELEVATORS ESCALATOR	9,465,694	1,374,096	0	0	1,374,096	8,091,598	
1.3.084.03.040.01 - UMS.1253: DEMOLITION CLEARING	6,071,588	5,884,089	60,000	0	5,884,089	187,499	
1.3.084.03.040.02 - UMS.1253: SITE UTILITIES UTIL	4,360,395	2,765,208	0	44,800	2,810,008	1,550,387	
1.3.084.03.040.03 - UMS.1253: HAZARDOUS MATERIALS	550,000	317,888	0	8,329	326,217	223,783	
1.3.084.03.040.04 - UMS.1253: ENVIRONMENTAL MITIGA	244,500	231,010	0	0	231,010	13,490	
1.3.084.03.040.06 - UMS.1253: PEDESTRIAN/BIKE	18,969	12,501	0	0	12,501	6,468	
1.3.084.03.040.07 - UMS.1253: AUTOMOBILE BUS ACCE	1,158,410	54,201	0	0	54,201	1,104,209	
1.3.084.03.040.08 - UMS.1253: TEMPORARY FACILITIES	11,139,701	9,685,866	(3,162)	98,555	9,784,421	1,355,280	
1.3.084.03.050.02 - UMS.1253: TRAFFIC SIGNALS AND	4,773,076	3,441,926	538,876	125,000	3,566,926	1,206,150	
1.3.084.03.050.03 - UMS.1253: TRACTION POWER SUPPL	1,815,534	12,001	2,000	0	12,001	1,803,533	
1.3.084.03.050.04 - UMS.1253: TRACTION POWER DISTR	216,957	66,038	0	0	66,038	150,919	
1.3.084.03.050.05 - UMS.1253: COMMUNICATIONS	1,134,314	5,001	0	2,000	7,001	1,127,313	
84 - UNION SQUARE/MARKET STREET STATION (UMS) CMODs	370,327	164,959	0	0	164,959	205,368	
1.3.084.84.020.03 - CMOD:UMS.1253: UNDERGROUD STATION	37,456	21,258	0	0	21,258	16,198	
1.3.084.84.020.07 - CMOD:UMS.1253: ELEVATORS, ESCALATORS	90,000	90,000	0	0	90,000	0	
1.3.084.84.040.01 - CMOD:UMS.1253: DEMOLITION CLEARING	53,701	53,701	0	0	53,701	0	
1.3.084.84.040.02 - CMOD:UMS.1253: SITE UTILITIES UTIL	189,170	0	0	0	0	189,170	
1.3.084.94.020.03 - UMS.1253: AC: ALLOC CONTING	19,629,673	0	0	0	0	19,629,673	54
85 - CHINATOWN STATION (CTS) - WORK PACKAGE 1254	247,567,810	118,605,293	2,314,786	3,323,441	121,928,734	125,639,076	
1.3.085.04.010.07 - CTS.1254: GUIDEWAY: UNDERGROUND TUNNEL	76,417,579	33,196,445	1,918,061	3,139,607	36,336,052	40,081,527	
1.3.085.04.020.03 - CTS.1254: UNDERGROUND STATION	133,001,053	61,585,934	312,515	65,600	61,651,534	71,349,519	
1.3.085.04.020.07 - CTS.1254: ELEVATORS ESCALATOR	6,812,856	1,225,001	0	0	1,225,001	5,587,855	
1.3.085.04.040.01 - CTS.1254: DEMOLITION CLEARING	400,000	400,000	0	0	400,000	0	
1.3.085.04.040.02 - CTS.1254: SITE UTILITIES UTIL	6,001,718	4,740,286	38,850	38,800	4,779,086	1,222,632	
1.3.085.04.040.03 - CTS.1254: HAZARDOUS MATERIALS	350,000	12,500	0	0	12,500	337,500	
1.3.085.04.040.04 - CTS.1254: ENVIRONMENTAL MITIGA	325,665	206,064	0	0	206,064	119,601	
1.3.085.04.040.06 - CTS.1254: PEDESTRIAN/BIKE	15,000	0	0	0	0	15,000	
1.3.085.04.040.07 - CTS.1254: AUTOMOBILE BUS ACCE	225,677	27,500	0	0	27,500	198,177	
1.3.085.04.040.08 - CTS.1254: TEMPORARY FACILITIES	16,571,322	15,815,769	3,669	59,743	15,875,512	695,810	
1.3.085.04.050.02 - CTS.1254: TRAFFIC SIGNALS AND	1,599,593	1,030,553	17,691	17,691	1,048,244	551,349	
1.3.085.04.050.03 - CTS.1254: TRACTION POWER SUPPL	4,063,927	311,500	24,000	0	311,500	3,752,427	
1.3.085.04.050.04 - CTS.1254: TRACTION POWER DISTRIBUTION	124,481	51,240	0	0	51,240	73,241	
1.3.085.04.050.05 - CTS.1254: COMMUNICATIONS	1,658,938	2,500	0	2,000	4,500	1,654,438	
85 - CHINATOWN STATION (CTS) CMODs	2,784,843	1,450,588	42,696	0	1,450,588	1,334,255	55
1.3.085.85.040.01 - CMOD:CTS.1254: POWER POLE	155,956	148,212	0	0	148,212	7,744	

[A] Cost Account Description	BUDGET	ACTUAL COSTS				[G] VARIANCE (B - F)	COST REPORT NOTES
	[B] November 2016 Budget (YOE)	[C] PRIOR MONTH Total	[D] PRIOR MONTH Monthly	[E] CURRENT Monthly	[F] CURRENT Total		
1.3.085.85.040.02 - CMOD:CTS.1254: SITE UTILITIES UTIL	296,955	282,234	0	0	282,234	14,721	
1.3.085.85.040.03 - CMOD:CTS.1254: HAZARDOUS MATERIALS	2,274,225	962,435	42,696	0	962,435	1,311,790	
1.3.085.85.040.08 - CMOD:CTS.1254: TEMPORARY FACILITIES	57,707	57,707	0	0	57,707	0	
1.3.085.95.020.03 - CTS.1254: AC: ALLOC CONTING	7,215,157	0	0	0	0	7,215,157	56
86 - YERBA BUENA MOSCONE STATION (YBM) - WORK PACKAGE 1255	158,089,000	88,967,292	237,955	2,541,751	91,509,043	66,579,957	
1.3.086.05.020.03 - YBM.1255: UNDERGROUND STATION	118,405,840	65,064,454	134,950	2,375,368	67,439,822	50,966,018	
1.3.086.05.020.07 - YBM.1255: ELEVATORS ESCALATOR	5,333,287	804,611	0	0	804,611	4,528,676	
1.3.086.05.040.01 - YBM.1255: DEMOLITION CLEARING	657,000	657,000	0	0	657,000	0	
1.3.086.05.040.02 - YBM.1255: SITE UTILITIES UTIL	7,163,278	6,169,200	0	0	6,169,200	994,078	
1.3.086.05.040.03 - YBM.1255: HAZARDOUS MATERIALS	2,629,439	1,705,506	0	0	1,705,506	923,933	
1.3.086.05.040.04 - YBM.1255: ENVIRONMENTAL MITIGA	100,000	100,000	0	0	100,000	0	
1.3.086.05.040.06 - YBM.1255: PEDESTRIAN/BIKE	16,665	1	0	0	1	16,664	
1.3.086.05.040.07 - YBM.1255: AUTOMOBILE BUS ACCE	1,542,725	546,401	46,000	99,300	645,701	897,024	
1.3.086.05.040.08 - YBM.1255: TEMPORARY FACILITIES	15,564,753	12,417,396	(4,328)	31,750	12,449,146	3,115,607	
1.3.086.05.050.02 - YBM.1255: TRAFFIC SIGNALS AND	1,726,492	1,387,422	53,333	33,333	1,420,755	305,737	
1.3.086.05.050.03 - YBM.1255: TRACTION POWER SUPPL	3,708,425	105,300	8,000	0	105,300	3,603,125	
1.3.086.05.050.05 - YBM.1255: COMMUNICATIONS	1,241,096	10,001	0	2,000	12,001	1,229,095	
86 - YERBA BUENA MOSCONE STATION (YBM) CMODs	(587,543)	1,179,550	14,484	(2,067,086)	(887,536)	299,993	
1.3.086.86.020.03 - CMOD:YBM.1255: UNDERGROUND STATION	(1,833,869)	0	0	(1,833,869)	(1,833,869)	0	
1.3.086.86.040.01 - CMOD:YBM.1255: DEMOLITION CLEARING	98,993	98,993	14,484	0	98,993	0	
1.3.086.86.040.02 - CMOD:YBM.1255: SITE UTILITIES UTIL	1,100,250	1,077,379	0	(273,467)	803,912	296,338	
1.3.086.86.040.03 - CMOD:YBM.1255: HAZARDOUS MATERIALS	43,905	0	0	40,250	40,250	3,655	
1.3.086.86.040.08 - CMOD:YBM.1255: TEMPORARY FACILITIES	3,178	3,178	0	0	3,178	0	
1.3.086.96.020.03 - YBM.1255: AC: ALLOC CONTING	5,587,544	0	0	0	0	5,587,544	57
87 - SURFACE TRACKWORK AND SYSTEMS -WORK PACKAGE 1256	139,989,000	45,180,587	701,471	53,416	45,234,003	94,754,997	
1.3.087.09.010.02 - STS.1256: GUIDEWAY: AT-GRADE SEMI-EXCLUSIVE (2,860,000	145,000	0	0	145,000	2,715,000	
1.3.087.09.010.06 - STS.1256: GUIDEWAY: UNDERGROUND CUT & CVR	9,257,731	807,001	0	318,000	1,125,001	8,132,730	
1.3.087.09.010.07 - STS.1256: GUIDEWAY: UNDERGROUN	16,723,552	2,623,183	0	287,500	2,910,683	13,812,869	
1.3.087.09.010.09 - STS.1256: TRACK DIRECT FIXATION	6,761,089	2,647,916	0	0	2,647,916	4,113,174	
1.3.087.09.010.12 - STS.1256: TRACK: SPECIAL	4,449,637	2,618,600	0	0	2,618,600	1,831,037	
1.3.087.09.020.01 - STS.1256: AT-GRADE STATION	7,602,857	1,517,777	402	18,000	1,535,777	6,067,080	
1.3.087.09.040.02 - STS.1256: SITE UTILITIES, UTILITY RELOCA	17,464,046	12,366,660	620,847	(2,343,576)	10,023,084	7,440,962	
1.3.087.09.040.03 - STS.1256: HAZARDOUS MATERIALS	200,000	153,960	(29,666)	26,000	179,960	20,040	
1.3.087.09.040.04 - STS.1256: ENVIRONMENTAL MITIGATION	50,000	50,000	0	0	50,000	0	
1.3.087.09.040.07 - STS.1256: AUTOMOBILE BUS ACCE	2,116,925	134,001	90,000	247,174	381,175	1,735,750	

[A] Cost Account Description	BUDGET	ACTUAL COSTS				[G] VARIANCE (B - F)	COST REPORT NOTES
	[B] November 2016 Budget (YOE)	[C] PRIOR MONTH Total	[D] PRIOR MONTH Monthly	[E] CURRENT Monthly	[F] CURRENT Total		
1.3.087.09.040.08 - STS.1256: TEMPORARY FACILITIES	13,896,832	10,865,273	0	246,000	11,111,273	2,785,558	
1.3.087.09.050.01 - STS.1256: TRAIN CONTROL AND SIGNALS	27,543,451	6,826,113	0	268,106	7,094,219	20,449,232	
1.3.087.09.050.02 - STS.1256: TRAFFIC SIGNALS AND	4,463,368	2,516,361	19,178	23,078	2,539,439	1,923,929	
1.3.087.09.050.03 - STS.1256: TRACTION POWER SUPPL	9,889,014	983,640	0	902,413	1,886,053	8,002,961	
1.3.087.09.050.04 - STS.1256: TRACTION POWER DISTRIBUTION	6,099,675	873,601	710	60,721	934,322	5,165,353	
1.3.087.09.050.05 - STS.1256: COMMUNICATIONS	7,996,237	51,500	0	0	51,500	7,944,737	
1.3.087.09.050.07 - STS.1256: CENTRAL CONTROL	2,614,586	1	0	0	1	2,614,585	
87 - SURFACE TRACKWORK AND SYSTEMS (STS) CMODs	1,383,986	1,496,552	48,553	6,000	1,502,552	(118,566)	
1.3.087.89.040.02 - CMOD:STS.1256: SITE UTILITIES, UTILITY RELOCA	333,463	465,984	52,553	0	465,984	(132,521)	
1.3.087.89.040.03 - CMOD:STS.1256: HAZARDOUS MATERIALS	18,221	18,219	0	0	18,219	2	
1.3.087.89.040.08 - CMOD:STS.1256: TEMPORARY FACILITIES	1,032,302	1,012,349	(4,000)	6,000	1,018,349	13,953	
1.3.087.99.020.01 - STS.1256: AC: ALLOC CONTING	3,616,013	0	0	0	0	3,616,013	58
141 - CONSTRUCTION ADMINISTRATION	2,956,812	0	0	0	0	2,956,812	
1.3.141.97.080.04 - CONSTR.ADMIN:ALLOC CONTING	2,956,812					2,956,812	
142 - LEGAL/PERMITS	2,014,204	0	0	0	0	2,014,204	
1.3.142.01.080.06 - LGL.PRMTSF:LEGAL; PERMITS	2,014,204	0	0	0	0	2,014,204	
144 - STARTUP	8,300,329	0	0	0	0	8,300,329	
1.3.144.01.080.08 - STRT: STARTUP	6,941,907	0	0	0	0	6,941,907	
1.3.144.97.080.08 - STRTA: AC STARTUP ALLOC CONTIN	1,358,422					1,358,422	
151 - TEMPORARY LICENSE AGREEMENT	17,000	0	0	0	0	17,000	
1.3.151.01.080.06 - TEMP.LICPORARY LICENSE AGREEME	17,000	0	0	0	0	17,000	
170 - COMMUNICATIONS CONNECTIONS	5,757,629	0	0	0	0	5,757,629	
1.3.170.01.050.04 - COMM.CONNN:COMMUNICATION CONN	5,757,629	0	0	0	0	5,757,629	
181 - AON RISK INSURANCE CS 163	18,113,750	18,798,132	0	0	18,798,132	(684,382)	
1.3.181.01.040.08 - AON.CS163 AON RISK INS.	18,088,750	18,773,132	0	0	18,773,132	(684,382)	
1.3.181.01.080.03 - AON.CS171 AON RISK INS. STUDY	25,000	25,000	0	0	25,000	0	
191 - FARE COLLECTION CONTRACTOR	5,400,000	0	0	0	0	5,400,000	
1.3.191.01.050.06 - FARE.CONSUM:FARE COLLECTION	5,400,000	0	0	0	0	5,400,000	
192 - THALES T&S CENTRAL CONTROL	487,972	50,000	0	0	50,000	437,972	
1.3.192.01.050.01 - THALES T&S ATCS	487,972	50,000	0	0	50,000	437,972	
202 - JOC2-022.0	63,938	0	0	0	0	63,938	
1.3.202.01.040.02 - JOC2-022:15&22 POTHOLING UTIL1 LGHT FNDS	63,938	0	0	0	0	63,938	
203 - JOC2-029.0	53,317	0	0	0	0	53,317	
1.3.203.07.040.02 - JOC0292-029: RELOCATE VAULTS-S	53,317	0	0	0	0	53,317	

[A] Cost Account Description	BUDGET	ACTUAL COSTS				[G] VARIANCE (B - F)	COST REPORT NOTES
	[B] November 2016 Budget (YOE)	[C] PRIOR MONTH Total	[D] PRIOR MONTH Monthly	[E] CURRENT Monthly	[F] CURRENT Total		
302 - PG&E	1,988,173	2,749,912	0	0	2,749,912	(761,739)	
1.3.302.03.050.03 - PGE PERMANENT POWER UMS	(2,350,000)	0	0	0	0	(2,350,000)	
1.3.302.03.050.03 - PGE POWER FEED UMS	2,959,826	115,690	0	0	115,690	2,844,136	
1.3.302.04.050.03 - PGE PERMANENT POWER CTS	(2,350,000)	0	0	0	0	(2,350,000)	
1.3.302.04.050.03 - PGE POWER FEED CTS	2,959,826	0	0	0	0	2,959,826	
1.3.302.05.050.03 - PGE PERMANENT POWER YBM	(2,368,540)	0	0	0	0	(2,368,540)	
1.3.302.05.050.03 - PGE POWER FEED YBM	3,125,222	2,634,222	0	0	2,634,222	491,000	
1.3.302.09.050.03 - PGE POWER FEED STS	11,839	0	0	0	0	11,839	
331 - BAY AREA RAPID TRANSIT (BART)	951,356	60,455	0	0	60,455	890,901	
1.3.331.01.080.04 - CM:SFMTA LABOR-ENG SVCS-IRP/BART/SF	0	33,152	0	0	33,152	(33,152)	
1.3.331.01.080.06 - CM: BAY AREA RAPID TRANSIT (BART) [122A]	951,356	27,304	0	0	27,304	924,052	
333 - AMERICAN PUBLIC TRANSP. ASSOCIATION (APTA) CS-APTA	146,500	62,112	0	0	62,112	84,388	
1.3.333.01.080.03 - APTA:APTA - IRP [2G]	46,500	31,054	0	0	31,054	15,446	
1.3.333.01.080.03 - APTA:APTA - IRP [2C]	100,000	31,058	0	0	31,058	68,942	
334 - BART FARE COLLECTION SYSTEM	700,000	0	0	0	0	700,000	
1.3.334.01.050.06 - BART:BART FARE COLLECTION EQP	700,000	0	0	0	0	700,000	
401 - ECONOMIC AND WORKFORCE DEVELOPMENT (EWD)	17,600	17,600	0	0	17,600	0	
1.3.401.01.080.04 - EWD: MAYORS OFFICE ECON DEV	17,600	17,600	0	0	17,600	0	
402 - DEPARTMENT OF TECHNOLOGY	242,371	237,534	0	0	237,534	4,837	
1.3.402.07.050.04 - DT:1UTL:COMM. CONNECTIONS	166,756	166,179	0	0	166,179	577	
1.3.402.08.050.04 - DT:2UTL:COMM.CONNECTIONS	75,615	71,354	0	0	71,354	4,261	
404 - DEPARTMENT OF BUILDING INSPECTION (DBI)	1,204,081	1,204,081	0	0	1,204,081	0	
1.3.404.01.080.06 - DPT OF BUILDING INSPECTION	1,204,081	1,204,081	0	0	1,204,081	0	
491 - FORM B - REIMBURSEMENT	(12,227,954)	0	0	0	0	(12,227,954)	
1.3.491.02.040.02 - FORMB - CONTRACT 1252 UTILITY REIMBUR	(254,050)	0			0	(254,050)	59
1.3.491.03.040.02 - FORMB - UMS:CONTRACT 1300 UTILITY REIMBURSE	(528,370)	0			0	(528,370)	60
1.3.491.04.040.02 - FORMB - CTS:CONTRACT 1300 UTILITY REIMBURSEM	(451,703)	0			0	(451,703)	61
1.3.491.05.040.02 - FORMB - YBM:CONTRACT 1300 UTILITY REIMBURSE	(100,000)	0			0	(100,000)	62
1.3.491.06.040.02 - FORMB - CONTRACT 1300 UTILITY REIMBUR	0	0			0	0	63
1.3.491.07.040.02 - FORMB - CONTRACT 1250 UTILITY REIMBUR	(2,275,419)	0			0	(2,275,419)	64
1.3.491.08.040.02 - FORMB - CONTRACT 1251 UTILITY REIMBUR	(7,618,412)	0			0	(7,618,412)	65
1.3.491.09.040.02 - FORMB - STS:CONTRACT 1300 UTILITY REIMBURSEM	(1,000,000)	0			0	(1,000,000)	66
TOTAL CONSTRUCTION PHASE	1,348,215,481	803,980,346	7,647,186	8,402,900	812,383,246	535,984,238	
1.4.091.01.070.01 - LRVS: LIGHT RAIL VEHICLES RFP [34B]	1,325,000	1,319,773	0	0	1,319,773	5,227	

[A] Cost Account Description	BUDGET	ACTUAL COSTS				[G] VARIANCE (B - F)	COST REPORT NOTES
	[B] November 2016 Budget (YOE)	[C] PRIOR MONTH Total	[D] PRIOR MONTH Monthly	[E] CURRENT Monthly	[F] CURRENT Total		
1.4.091.01.070.01 - LRVS: LIGHT RAIL VEHICLES PROJECT MGT [68E]	827,132	828,009	0	0	828,009	(877)	
1.4.091.01.070.01 - LRVS: LRV PROCUREMENT ODC	25,000	0	0	0	0	25,000	
1.4.091.01.070.01 - LRVS: LRV PROCUREMENT	11,131,868	0	0	0	0	11,131,868	
1.4.091.97.070.01 - LRVA:AC: VEHICLES ALLOC CONTI	13,076,653					13,076,653	21
TOTAL VEHICLES	26,385,653	2,147,782	0	0	2,147,782	24,237,871	
1.5.015.01.060.01 - RE: EASEMENT ACQUISIT	400,000	322,939	0	0	322,939	77,061	
1.5.015.01.060.01 - RE: REAL EST SITE ACQ	16,523,400	14,307,667	0	0	14,307,667	2,215,733	
1.5.015.01.060.01 - RE: REAL ESTATE	750,000	766,272	0	0	766,272	(16,272)	
1.5.015.01.060.01 - RE: REC & PARK MOU	6,987,624	6,987,624	0	0	6,987,624	0	
1.5.015.01.060.01 - RE:-DEPT OF TRANSPOR	2,686,000	2,686,000	0	0	2,686,000	0	
1.5.015.01.060.01 - RE:-LICENSES FEES	400,000	381,311	0	0	381,311	18,689	
1.5.015.97.060.01 - RE:A:AC: RE: REAL ESTATE ALLO	5,265,478					5,265,478	
1.5.023.01.060.01 - ATTY:REAL ES	2,212,882	2,764,310	0	0	2,764,310	(551,428)	
1.5.101.01.060.02 - RES.RELO: RELOCATION COST	1,275,200	1,289,701	0	0	1,289,701	(14,501)	
1.5.102.01.060.02 - COMM.RELO-RELOC COMMERCIAL	905,311	1,119,729	0	0	1,119,729	(214,418)	
TOTAL ROW, LAND, EXISTING IMPROVEMENTS	37,405,895	30,625,553	0	0	30,625,553	6,780,342	
90 - CONTINGENCY	79,281,236					79,281,236	
1.7.500.91.090.00 - UNALLOCATED CONTINGENCY	4,674,924					4,674,924	67
TOTAL ALLOCATED CONTINGENCY	74,606,312					74,606,312	
TOTAL PROJECT COST	1,578,300,001	997,604,900	7,647,186	8,402,900	1,006,007,800	571,523,649	

7.1 Program Project Budget	
1	The Central Subway Project (CSP) (SFMTA Capital Program CPT 544) is defined in the FTA-SFMTA October 2012 Full Funding Grant Agreement with a budget of \$1.578 billion.
2	The TBM Retrieval Shaft Relocation (SFMTA Capital Program CPT 690) is one of four capital projects that is related to CSP. These projects are reported for background information as needed outside of the main body of the Project Monthly Progress Report.
3	The Chinatown Plaza (CPT 718) is for Chinatown Station enhancement capital project. The project has funding outside of the Central Subway Project. The construction is carried out in Contract 1300 Contract Modifications.
4	CPT 665 is a Real Estate project to relocation in compliance with California regulations for business relocations but outside of the Central Subway Project as defined by the FTA FFGA.
5	CPT 705 is an SFMTA capital improvement between the Agency and community stakeholders outside of the Central Subway Project.
6	Utility company reimbursements (Form B) result in funds received for work carried out on behalf of utilities concurrent to CSP work to achieve efficiencies.
7	PG&E Power Feed reimbursement funds are the refunds from PG&E when completion of Stations construction and switch to permanent power.
8	BART Elevator funds are reimbursements for work carried out on behalf of BART to install BART Powell Street Station elevator.
9	The Tutor Perini - CAD Files funds are the result of payments by the contractor for project documentation not included in the contract.
10	SFPUC Sewer Main funds are reimbursements for work carried out on behalf of San Francisco PUC (includes 10% construction contingency).
11	Traffic Effectiveness Project funded Contract Modification #40 for Culvert, Street & Sidewalk Restoration in North Beach are reimbursements for work carried out in Contract 1252 on behalf of SFMTA SSD.
12	SFPUC 24" Water Main funds are reimbursements for work carried out in Contract 1252 Contract Modification #41 on behalf of San Francisco PUC (includes construction management cost).
13	SFPUC North Beach 24" Water Main Additional Work funds are reimbursements for work carried out in Contract 1252 Contract Modification #48 on behalf of San Francisco PUC (includes construction management cost).
14	CN1300 Contract Modification #6 is funded by Chinatown Plaza (CPT 718) project.
14a	Traffic Effectiveness Project funded Contract Modification #51 for support for North Beach Restoration, OCS and Streetlighting which are reimbursements for work carried out in Contract 1252.
14b	Public Works' funds are for reimbursements for work carried out on behalf of Public Works MOU for Water Line aboe YBM Station.

7.4 Contingency Management Trend Report	
15	In Oct 2014 Report, updated Contract 1250 contract cost to segregate contract amount and contract modification amount. Note that September 2013 Supplemental Authorized Contingency "column f" did not include completed contract.
16	In Oct 2014 Report, updated Contract 1251 contract cost to segregate contract amount and contract modification amount. Note that September 2013 Supplemental Authorized Contingency "column f" did not include completed contract.
17	Contract 1252 Original Contract Value "column a" and Original Contingency "column f" did not match September 2013 Supplemental due to Supplemental were used the revised value to reflect Contract Modifications #3-#18. Reduced Contract 1252 contingency to reflect CMod #20 for retrieval shaft relocation cost \$5.15M funded by CPT690, CMod #40 for Culvert, Street & Sidewalk Restoration cost \$694,651 funded by Traffic Effectiveness Project (TEP), and CMod #41 for install 24" Water Main in North Beach cost \$328,860 funded by SFPUC. In August 2015 report, release \$15M CN1252 Tunnel assigned contingency to program unallocated contingency. In March 2106 report, reduced Contract 1252 contingency by \$377,435 cost to reflect certification of five CMODS. CMod#49, #52 and #53 total \$221,967 are funded by CPS. CMod#51 Support for North Beach Restoration, OCS and Streetlighting cost of \$155,468 is being funded by TEP. Released \$155,468 CN1252 allocated contingency to program's unallocated contingency. In May 2016 report, reduced Contract 1252 contingency by \$185,913 cost to reflect certification of two CMODS. In July 2016 report, increased Contract 1252 contingency by \$15,259 cost to reflect certification of one CMOD. In October 2016 report, increased Contract 1252 contingency by \$319,658 to reflect certification of three credit CMODs.
18	BART Elevator scope and SFPUC Sewer Main scope is in Contract 1300; effort will be funded by BART. In January 2015 Report, corrected Station Contract value to match awarded amount.
19	In March 2016 Report, lowered Contract 1300 Stations CTS contingency by \$75,000 because Contract Modification #6 was funded by Project CPT718. The \$75,000 has been transferred to program's unallocated contingency.
20	In April 2015 report, real estate budget stated in RAMP Rev5 is \$36.7M, including \$1M contingency. The cost workbook ROW & contingency budget reflects this with \$36,511,799 and \$1,000,000 respectively. Revised costbook ROW budget & contingency to be \$37,511,799. The \$4,265,478 Caltrans lease savings is allocated to ROW allocated contingency.
21	In Dec 2014 Report, redistributed LRV budget to reflect recent firm bid cost per vehicle (\$3,327,250/unit) from vehicle procurement contract award. (SFMTA Board meeting 15JUL14, calendar item #11). Vehicle line item total budget remains unchanged, redistributed fund by reducing base amount to \$13,309,000, column "c" and increased allocated contingency column "h", by same amount.
22	In Oct 2014 Report, made two corrections: i) revised Professional Services, Original Contract Value "column a" from \$310,518,041 to \$310,618,041, ii) revised Original Congency. "column f" unallocated contingency from \$3,883,481 to \$3,845,945. In April 2015 report, used \$500K program contingency for CS-175 Bayland Soil Process contract. In August 2015 Report, added \$15M from Contract 1252. In March 2016 Report, the \$155,468 costs funded by other project offset credits and \$75K funded by CPT718 added to program's unallocated contingency. In August 2016 Report, moved \$15M to UMS contingency and \$5M to CTS contingency. In November 2016 report, moved \$75,00 from program's unallocated contingency to CTS unallocated contingency.

23	The total Central Subway Project budget of \$1.578 billion, based on the October 2012 FFGA with the FTA, is the primary MPR report reference.
24	Estimate at Completion is shown at Column "e".
25	Estimate at Completion vs. Budget variance is shown at Column "k".

7.5 Contract Modification/Trend Log - Contract 1300 Stations

26	Reported all trend cost for Contractor Change Order Requests and Proposed Contract Change and applied probability to forecasted trends. In April 2016 Report, reviewed probability formula and adjusted cost.
----	---

7.6 Budget Revisions: Report Sorted by Construction Packages

27	In Dec 2014 Report, reduced CN1252 allocated contingency by \$28K to execute Contract Modification #46, see Report 7.5 Detail Contingency Usage Report. In August 2015 report, release \$15M CN1252 Tunnel assigned contingency to program unallocated contingency. In March 2016 report, five contract modifications certified totaling \$377,435 of which \$155,468 is using another source of funding. Released \$155,648 from CN1252 Tunnel assigned contingency to program unallocated contingency. In May 2016 Report, reduced CN1252 allocated contingency by \$186K to execute Contract Modification #54 and #55, see Report 7.5 Detail Contingency Usage Report. In October 2016 Report, increased CN1252 allocated contingency by \$319,658 to execute three contract modifications (#57, #58 and #59), see Report 7.5 Detail Contingency Usage Report.
28	In March 2016 Report, lowered Contract 1300 Stations CTS contingency by \$75,000 because Contract Modification #6 was funded by Project CPT718. The \$75,000 has been transferred to program's unallocated contingency. Refer to Report Note #19
29	Budget for Soil Process contract.
30	Program contingency increased by \$5,265,478. Refer to Report Note #20.
31	In Dec 2014 Report, redistributed LRV budget to reflect recent firm bid cost per vehicle (\$3,327,250/unit) from vehicle procurement contract award. (SFMTA Board meeting 15JUL14, calendar item #11). Vehicle line item total budget remains unchanged, redistributed fund by reducing base amount to \$13,309,000 and increased allocated contingency by same amount.
31a	In October 2016 report, 1252 program contingency increased by \$319,658 due to execution of three contract modifications as credit offsets. In November 2016 report, took away \$75,000 funding from program's unallocated contingency and moved to CTS allocated contingency.
32	In April 2015 report, program contingency decreased by \$500,000. Refer to Reports #20. In August 2015 report, release \$15M CN1252 Tunnel assigned contingency to program unallocated contingency. In March 2016 report, released \$155,468 from Contract 1252 Tunnel assigned contingency and \$75,000 from Contract 1300 Stations assigned contingency totaling \$230,956. In August 2016, released a total of \$20M unassigned contingency to assigned contingency; \$15M to CN1300 UMS station and \$5M to CTS station. In November 2016, released a total of \$75,000 from program's unallocated contingency to CTS allocated contingency.

7.9 Detail Monthly Expenditure Report	
Phase 1 Preliminary Engineering	
33	Famis cost for Preliminary Engineering (PE) is \$48,210,903.71. Cost Report for Preliminary Engineering (PE) is \$46,542,060. Some Design cost reported in Famis were moved to Design Phase, refer to Notes #19 and #20.
Phase 2 Design Phase	
34	Famis cost adjustment to transfer Project Management cost from July 2013 to Phase 3 Construction Phase.
35	Famis Phase 1 PE Index Code: 357906.CPT5441112 cost is \$10,222,939 \$8,949,300 is reported in Cost Report Phase 1 PE and the balance of \$1,273,639 is reported in Phase 2 Design.
36	1.2.021.01.080.03 - FD:CTYCO-ARTS COMMISSION [357909ART001.CPT5441227]: FAMIS: \$1,425,167 Cost Report: \$1,425,167 cost is reported in Phase 2 Design, 1.2.021.01.080.03 Cost Transfer: Remaining cost is reported in Phase 3 Construction, 1.3.021.01.080.03 - ARTS:CTYCO-ARTS COMMISSION [357909ART001.CPT5441227]
37	1.2.055.01.080.02 - FD:ODCs - 651 BRANNAN STREET [35CPT5441241.CPT5441241]: FAMIS: \$2,294,910 Cost Report: \$2,294,910 1.2.055.01.080.02 Cost Transfer: Future costs to be allocated to 1.3.055.01.080.02 - FD:ODCs - 651 BRANNAN STREET [35CPT5441241.CPT5441241]
38	1.2.063.01.080.03 - AECOM.CS149 OM-EPC JV CS149-PM [68CPT544133D.CPT544133D]: FAMIS: \$4,698,167 Cost Report: \$4,698,167 on 1.2.063.01.080.03 Cost Transfer: Future costs to 1.3.063.01.080.03 - AECOM.CS149 OM-EPC JV CS149-PM [68CPT544133D.CPT544133D]
39	AVA Cost \$395,204 is reported in Phase 2 Final Design 1.2.066.01.080.03
40	1.2.071.01.080.02 - FD:FINAL DESIGN-DP1 [35CPT5441232.CPT5441232]: FAMIS: \$5,608,147 Cost Report: \$5,469,336 Cost Transfer: \$138,811 to 1.3.071.01.080.04 - FD:FINAL DESIGN-DP1 [35CPT5441232.CPT5441232]
41	1.2.072.01.080.02 - FD:FINAL DESIGN-DP2 [35CPT5441233.CPT5441233]: FAMIS: \$26,268,511 COST REPORT: \$26,220,609 COST TRANSFER: \$47,902 to 1.3.072.01.080.04 - FD:FINAL DESIGN-DP2 [35CPT5441233.CPT5441233]
42	1.2.073.01.080.02 - FD:FINAL DESIGN-DP3 [35CPT5441236.CPT5441236]: FAMIS: \$11,502,372 COST REPORT: \$11,432,312 COST TRANSFER: \$70,060 to 1.3.073.01.080.04 - CM: DP3 [35CPT5441236.CPT5441236]

Phase 3 CONSTRUCTION PHASE	
43	1.3.021.01.080.03 - ARTS:CTYCO-ARTS COMMISSION [357909ART001.CPT5441227]: FAMIS: \$1,525,982 Cost Report: \$1,425,167 1.2.021.01.080.03 Cost Transfer: any future costs to 1.3.021.01.080.03
44	1.3.055.01.080.02 - FD:ODCs - 651 BRANNAN STREET [35CPT5441241.CPT5441241]: FAMIS: \$2,294,910 Cost Report: \$2,294,910 1.2.055.01.080.02 - FD:ODCs - 651 BRANNAN STREET [35CPT5441241.CPT5441241] Cost Transfer: Future costs to be allocated to 1.3.055.01.080.02
45	1.3.063.01.080.03 - AECOM.CS149 OM-EPC JV CS149-PM [68CPT544133D.CPT544133D]: FAMIS: \$4,698,167 Cost Report: \$4,698,167 on 1.2.063.01.080.03 Cost Transfer: Future costs to 1.3.063.01.080.03 - AECOM.CS149 OM-EPC JV CS149-PM [68CPT544133D.CPT544133D]
46	Used \$500K program contingency for CS-175 Bayland Soil Process contract. Refer to Report Notes #20.
47	1.3.071.01.080.04 - FD:FINAL DESIGN-DP1 [35CPT5441232.CPT5441232]: FAMIS: \$5,608,147 Cost Report: \$5,469,336 Cost Transfer: \$138,811 to 1.3.071.01.080.04 - FD:FINAL DESIGN-DP1 [35CPT5441232.CPT5441232]
48	1.3.072.01.080.04 - FD:FINAL DESIGN-DP2 [35CPT5441233.CPT5441233]: FAMIS: \$26,268,511 COST REPORT: \$26,220,609 COST TRANSFER: \$47,902 to 1.3.072.01.080.04 - FD:FINAL DESIGN-DP2 [35CPT5441233.CPT5441233]
49	Contract 1251 Final cost is \$20,794,582.
50	In March 2016, July 2016 and October 2016, contract 1252 modifications budget and actuals have been realigned and adjusted to reflect actuals costs.
51	In March 2016, July 2016 and October 2016, contract 1252 modifications budget and actuals have been realigned and adjusted to reflect actuals costs.
52	In July 2015 Report, used Contract 1300 Contractor schedule to report budget and actual cost. The Standard Cost Categories (SCC) allocation changed from previous reports. In August 2015 Report, adjusted some of Contract 1300 Contractor SCC assignment to match most of previous SCC assignment. In March 2016, \$75,000 Cmod#6 subtracted from CN1300 Stations contingency (using CPT718 funding) and transferred to Program contingency; this lead to the total CN1300 Station budget being lowered.

Connecting people. Connecting communities.

53	Revised Contract 1252 allocated contingency SCC code from 040.08 to 010.07.
54	Revised Contract 1300/UMS allocated contingency SCC code from 040.08 to 020.03.
55	In March 2016 Report, reduced Contract 1252 contingency by \$377,435 cost to reflect certification of five CMODS.
56	Revised Contract 1300/CTS allocated contingency SCC code from 040.08 to 020.03.
57	Revised Contract 1300/YBM allocated contingency SCC code from 040.08 to 020.03.
58	Revised Contract 1300/STS allocated contingency SCC code from 040.08 to 020.01.
59	Revised Form B Reimbursements SCC code from 900.01 to 040.02
60	Revised Form B Reimbursements SCC code from 900.01 to 040.02
61	Revised Form B Reimbursements SCC code from 900.01 to 040.02
62	Revised Form B Reimbursements SCC code from 900.01 to 040.02
63	Revised Form B Reimbursements SCC code from 900.01 to 040.02
64	Revised Form B Reimbursements SCC code from 900.01 to 040.02
65	Revised Form B Reimbursements SCC code from 900.01 to 040.02
66	Revised Form B Reimbursements SCC code from 900.01 to 040.02
67	Increase Program contingency \$1,023,508. Refer to Report Notes #11 and #12. In April 2015 report, program contingency decreased by \$500,000. Refer to Report Notes #20. In August 2015 report, release \$15M CN1252 Tunnel assigned contingency to program unallocated contingency. In March 2016 report, program unallocated contingency increased by \$230,468. In August 2016, released \$20M to CN1300 Construction assigned contingency from program unallocated contingency. In November 2016, released a total of \$75,000 from program's unallocated contingency to CTS allocated contingency.

Appendix A

DETAIL COST REPORTS

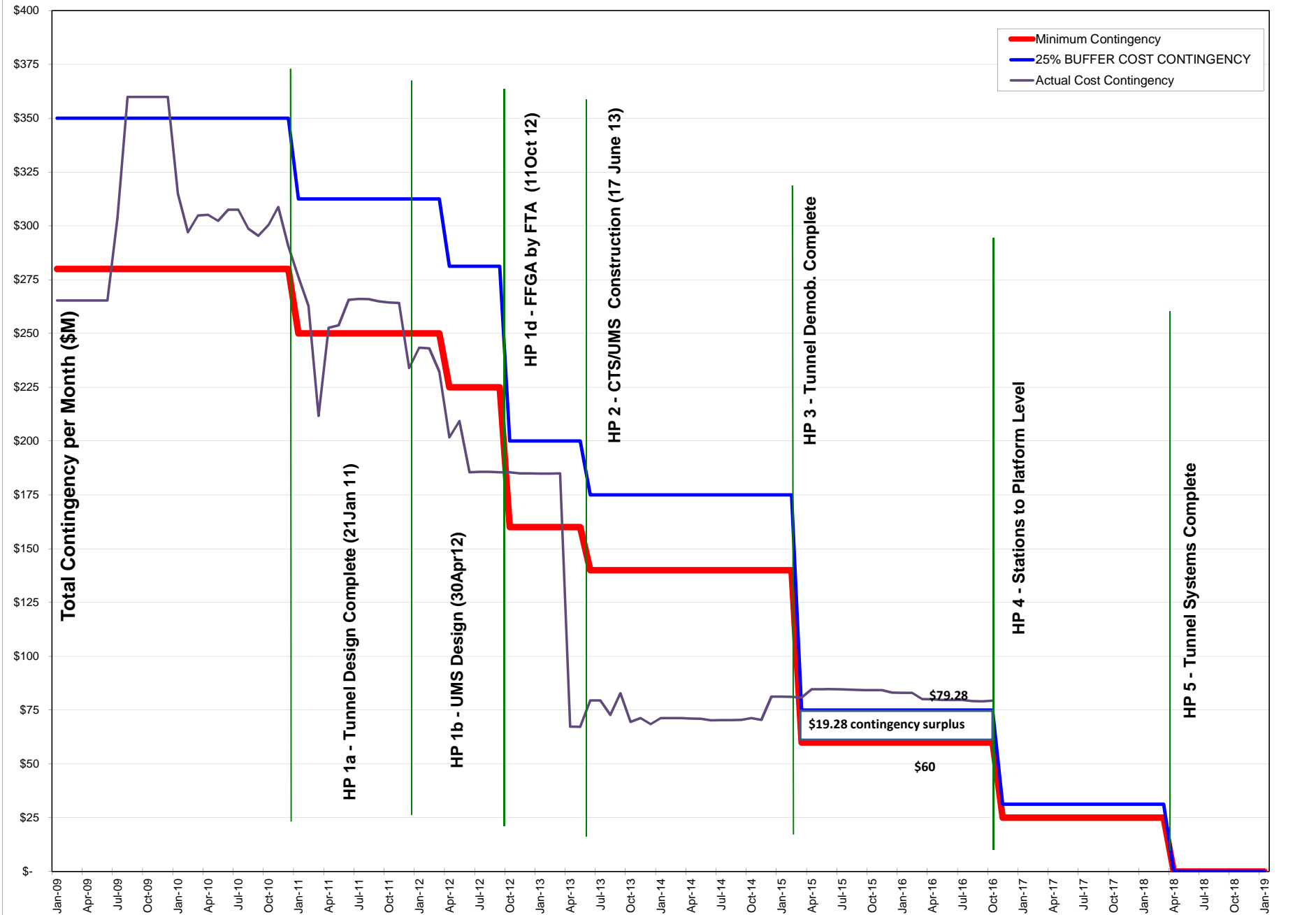
October 2016 Revision 1

7.3 Contingency Drawdown Curve

7.6 Budget Revisions: Report sorted by Construction Packages & Soft Costs

Revision: Monthly Progress Report October 2016 – Rev 1 is to reissue Report 7.3 Contingency Drawdown Curve and 7.6 Budget Revisions: Report sorted by Packages & Soft Costs to correct cost error for Contract 1252 Guideway tunnel.

Cost Contingency Drawdown



7.6 BUDGET REVISIONS: REPORT SORTED BY CONSTRUCTION PACKAGES & SOFT COSTS

Report Period: October 2016 Revision 1

		September 2016			October 2016				
Group by Contract & SCC	CATEGORY ITEM	September 2016 Base	September 2016 Allocated Contingency	September 2016 Base + Allocated	October 2016 Base	October 2016 Allocated Contingency	October 2016 Base + Allocated	BUDGET TRANSFERS	Cost Report Notes
10-50	CONSTRUCTION CONTRACT PACKAGES	1,143,119,094	37,794,409	1,180,913,503	1,142,945,402	37,968,101	1,180,913,503	0	
1250	UTILITY RELOCATION PACKAGE #1	12,134,906		12,134,906	12,134,906		12,134,906	0	
	Contract 1250 Form B Credit	(2,275,419)		(2,275,419)	(2,275,419)		(2,275,419)	0	
1251	UTILITY RELOCATION PACKAGE #2	20,870,197		20,870,197	20,870,197		20,870,197	0	
	Contract 1251 Form B Credit	(7,618,412)		(7,618,412)	(7,618,412)		(7,618,412)	0	
1252	GUIDEWAY TUNNEL	235,398,443	515,057	235,913,500	235,078,785	834,715	235,913,500	0	27
	Contract 1252 Form B Credit	(254,050)		(254,050)	(254,050)		(254,050)	0	
1300	CN1300 STATIONS TOTAL	843,482,048	36,119,352	879,601,400	843,628,014	35,973,386	879,601,400	0	28
1253: UMS	UNION SQUARE/MARKET STREET STATION [UMS]	294,298,856	19,731,734	314,030,590	294,400,917	19,629,673	314,030,590	0	
	UMS 1253 Form B Credit	(528,370)		(528,370)	(528,370)		(528,370)	0	
1254: CTS	CHINA TOWN STATION [CTS]	250,352,653	7,140,157	257,492,810	250,352,653	7,140,157	257,492,810	0	
	CTS 1254 Form B Credit	(451,703)		(451,703)	(451,703)		(451,703)	0	
1255: YBM	YERBA BUENA/ MOSCONE STATION [YBM]	157,457,552	5,631,449	163,089,001	157,501,457	5,587,544	163,089,001	0	
	YBM 1255 Form B Credit	(100,000)		(100,000)	(100,000)		(100,000)	0	
1256: STS	SURFACE TRACKWORK & SYSTEMS [STS]	141,372,986	3,616,013	144,988,999	141,372,986	3,616,013	144,988,999	0	
	STS 1256 SFPUC SEWER MAIN CREDIT	(2,925,296)		(2,925,296)	(2,925,296)		(2,925,296)	0	
	STS 1256 Form B Credit	(1,000,000)		(1,000,000)	(1,000,000)		(1,000,000)	0	
OTHER	OTHER CONSTRUCTION TOTAL	46,386,751	1,160,000	47,546,751	46,386,751	1,160,000	47,546,751	0	
40.06	PUBLIC ART PROGRAM	8,175,555	1,160,000	9,335,555	8,175,555	1,160,000	9,335,555	0	
40.02	MISC. CONSTR CONTRCT WK (TRACTION POWER FOR 1251)	258,202		258,202	258,202		258,202	0	
40.01	CONTRACT 1300 SOIL PROCESS	500,000		500,000	500,000		500,000	0	29
50.01	TEMPORARY LICENSE AGREEMENT (ATCS CENTRAL	487,972		487,972	487,972		487,972	0	
50.06	MTA FARE COLLECTION EQUIPMENT	5,400,000		5,400,000	5,400,000		5,400,000	0	
50.06	BART FARE COLLECTION EQUIPMENT	700,000		700,000	700,000		700,000	0	

7.6 BUDGET REVISIONS: REPORT SORTED BY CONSTRUCTION PACKAGES & SOFT COSTS

Report Period: October 2016 Revision 1

		September 2016			October 2016				
Group by Contract & SCC	CATEGORY ITEM	September 2016 Base	September 2016 Allocated Contingency	September 2016 Base + Allocated	October 2016 Base	October 2016 Allocated Contingency	October 2016 Base + Allocated	BUDGET TRANSFERS	Cost Report Notes
40.02	JOB ORDER CONTRACTS (JOCS) - CONSTRUCTION	117,255		117,255	117,255		117,255	0	
40.08	AON RISK INSURANCE	18,088,750		18,088,750	18,088,750		18,088,750	0	
40.02	PUBLIC AGENCIES UTILITY COORDINATION	3,713,215		3,713,215	3,713,215		3,713,215	0	
40.02	DEPARTMENT OF PARKING AND TRAFFIC (DPT)	1,200,000		1,200,000	1,200,000		1,200,000	0	
50.03	UNION SQUARE/ MARKET STREET STATION POWER FEED	2,959,826		2,959,826	2,959,826		2,959,826	0	
50.03	UNION SQUARE/ MARKET STREET STATIONS PERMANENT POWER	(2,350,000)		(2,350,000)	(2,350,000)		(2,350,000)	0	
50.03	CHINATOWN STATION POWER FEED	2,959,826		2,959,826	2,959,826		2,959,826	0	
50.03	CHINATOWN STATION PERMANENT POWER	(2,350,000)		(2,350,000)	(2,350,000)		(2,350,000)	0	
50.03	YERBA BUENA/ MOSCONE STATION [YBM] POWER FEED	3,125,222		3,125,222	3,125,222		3,125,222	0	
50.03	YERBA BUENA/ MOSCONE STATION [YBM] PERMANENT	(2,368,540)		(2,368,540)	(2,368,540)		(2,368,540)	0	
50.03	SURFACE STATION POWER FEED	11,839		11,839	11,839		11,839	0	
50.04	COMMUNICATION CONNECTION COSTS	5,757,629		5,757,629	5,757,629		5,757,629	0	
60	ROW, LAND, EXISTING IMPROVEMENTS	32,246,321	5,265,478	37,511,799	32,246,321	5,265,478	37,511,799	0	
60.01	PURCHASE OR LEASE OF REAL ESTATE	30,065,810	5,265,478	35,331,288	30,065,810	5,265,478	35,331,288	0	30
60.02	RELOCATION OF EXISTING HOUSEHOLDS	2,180,511		2,180,511	2,180,511		2,180,511	0	
70	VEHICLES	13,309,000	13,076,653	26,385,653	13,309,000	13,076,653	26,385,653	0	
70.01	LIGHT RAIL	13,309,000	13,076,653	26,385,653	13,309,000	13,076,653	26,385,653	0	31
70.07	SPARE PARTS								
80	PROFESSIONAL SERVICES	310,518,041	18,221,079	328,739,120	310,518,041	18,221,079	328,739,120	0	
80.01	PRELIMINARY ENGINEERING	46,202,674		46,202,674	46,202,674		46,202,674	0	
80.02	FINAL DESIGN	61,322,751		61,322,751	61,322,751		61,322,751	0	
80.03	PROJECT MANAGEMENT FOR DESIGN & CONSTRUCTION	89,012,544	13,905,845	102,918,389	89,012,544	13,905,845	102,918,389	0	
80.04	CONSTRUCTION ADMINISTRATION & MANAGEMENT	91,046,881	2,956,812	94,003,693	91,046,881	2,956,812	94,003,693	0	
80.05	INSURANCES	6,800,000		6,800,000	6,800,000		6,800,000	0	

7.6 BUDGET REVISIONS: REPORT SORTED BY CONSTRUCTION PACKAGES & SOFT COSTS

Report Period: October 2016 Revision 1

		September 2016			October 2016				
Group by Contract & SCC	CATEGORY ITEM	September 2016 Base	September 2016 Allocated Contingency	September 2016 Base + Allocated	October 2016 Base	October 2016 Allocated Contingency	October 2016 Base + Allocated	BUDGET TRANSFERS	Cost Report Notes
80.06	LEGAL: PERMITS. REVIEW FEES BY OTHER AGENCIES	8,258,184		8,258,184	8,258,184		8,258,184	0	
80.07	SURVEYS, TESTING, INVESTIGATION. INSPECTION	883,100		883,100	883,100		883,100	0	
80.08	START-UP	6,991,907	1,358,422	8,350,329	6,991,907	1,358,422	8,350,329	0	
	ALL SCC CATEGORIES 10 TO 80	1,499,192,456	74,357,619	1,573,550,076	1,499,018,764	74,531,311	1,573,550,076	0	31a
90	UNALLOCATED CONTINGENCIES			4,749,927			4,749,927		32
	TOTAL PROJECT COST 10 TO 100			1,578,300,002			1,578,300,002		
	TOTAL CONTINGENCY			79,107,546			79,281,238		
	CONTINGENCY MINIMUM			60,000,000			60,000,000		
	BELOW OR ABOVE MINIMUM			19,107,546			19,281,238		

Appendix B

DETAIL SCHEDULE REPORTS

SCHEDULE HIGHLIGHTS

The Master Project Schedule (MPS) below includes progress through November 2016. The November 2016 Schedule Update submittal from Contract 1300 Contractor is rejected due to incorrect schedule logic. The Contract 1300 schedule represented in this report is based on the SFMTA November 2016 Schedule Update.

The MPS shows a forecast Revenue Service Date of August 2019.

The controlling critical (longest) path of the MPS runs through CTS Excavation succeeded by STS Startup & Testing, Commissioning and Pre-Revenue Activities to the Baseline Finish and Revenue Service Date. See Appendix B – Longest Path. The latest schedule shows the longest path running through the Chinatown Station (CTS). Contractor is required to implement a Recovery Schedule to put the Project back on schedule.

Schedule Contingency is fully utilized on the critical path of the MPS, which is below the Minimum Schedule Contingency level of 6 months. A schedule re-evaluation will be performed, utilizing the updated Contract 1300 Schedule. Recovery options are being implemented in key areas as work proceeds. SFMTA continues to meet with Contractor to discuss all schedule concerns and comments. Installation of the South Platform Cavern Barrel Vaults completed along with the Break-out of the Top Right Center Heading at the South Platform Caverns. Excavation and Support of the Top Right Heading & Bench then began and maintained consistent level of production. TPC has continued the mitigation effort to institute two-twelve hours shifts or six days per week, in an effort to recover some lost time. Contract 1300 Schedule shows no delay in November and maintains the prior month's forecast Revenue Service Date of August 29, 2019.

Contract 1300 Contractor submitted twenty-four (24) Schedule Updates from December 2014 to November 2016. SFMTA rejected fourteen (14) Schedule Updates from September 2015 to April 2016 and June to November 2016. SFMTA approved as noted the May 2016 Schedule Update. Contractor has been directed to develop a Recovery Schedule as required by Contract and correct out-of-sequence and Retained Logic driving many of the forecast dates. Review of schedule updates as well as identifying recovery options is ongoing.

Contract 1300 - WP1253 UMS / WP1254R CTS / WP1255 YBM / WP1256 STS:


The Contractor, Tutor Perini Corporation's (TPC) baseline schedule is incorporated into the master program schedule. The preliminary SFMTA Contract 1300 November 2016 schedule is used within the November Report. The SFMTA Contract 1300 November 2016 schedule is based on the approved baseline schedule logic with adjustments made for fixing retained logic and lags. The SFMTA will continue to use the SFMTA Contract 1300 schedule update as a forecasting tool going forward until the Contract 1300 Contractor submits an acceptable schedule that addresses all of SFMTA scheduling concerns.

Work Package P-1254R (CTS) has performed the following work this month:

- Head house- excavated to 16' below Temp Level 5.0 walers and struts
- Completed Barrel Vaults for North and South Platform Caverns, both installation and grouting
- Incidental street work (minor), ongoing monitoring and surveying
- Primary lining and headwall completed for the North Emergency Egress (NEE) Shaft and Tunnel

Work Package P-1254R (CTS) will perform the following work next month

- NEE Tunnel Smoothing coat of shotcrete
- Platform Caverns (North and South) – begin break-in and excavation of left and right side drift top Heading and temporary invert
- Joint trench work along Chinese United Methodist Church on Washington Street begins
- Complete PG&E street work in Stockton/Washington St intersection, install electrical conduit and one 2" gas line



Work Package P-1253 (UMS) has performed the following work this month:

- North Concourse: Install instrumentation and utilities. Perform chipping of north headwall
- Platform Station: Continue to excavate below intermediate strut level and install structural steel. Excavate and install support in Emergency Egress Stairs 3&4 on O'Farrell Street
- UMS North Entrance - Completed FRP of elevator and escalator pits and in-ground utilities. Installed temporary support of south wall. UMS North Entrance - PCC-125 – Commenced excavation of SOG edge beams, and thickened slab for CMU Wall footing. Union Square Garage deck over new ramp - Stripped formwork and shoring. Installed waterproofing (95% complete). Union Square Garage Ramps - PCC-144 restoration work on the new Union Square Garage ramp progressed to approximately 95% complete

Work Package P-1253 (UMS) will perform the following work next month:

- Nighttime lane closures expected for jet grout coring and utility work. The project will be preparing for Winter Walk
- North Concourse: Continue to install utilities. Complete chipping of north headwall.
- Platform Station: Continue to excavate and support intermediate strut level and begin temporary strut level 1. Excavate and install support in Emergency Egress Stairs 3&4 on O'Farrell Street. Complete verification coring for jet grout
- Ellis Annex: Install OCS overhead cables and permanent poles, lightweight concrete, and backfill
- UMS North Entrance – FRP Slab on Grade. Commence erection of structural steel. Commence excavation of Fan Level Trench along GL 17. Union Square Garage - Complete installation and commission utilities within existing garage


Activity ID	Activity Name	2016		2017				
		Nov	Dec	Jan	Feb	Mar	Apr	May
Construction UMS Station P-1253								
Engineering & Procurement								
Compensation Grouting								
UMS.31.43.0760	UMS_Install Compensation Grout Tubing - North of Geary - Aurthur Beren							
UMS.31.43.0770	UMS_Install Compensation Grout Tubing - North of Geary - Gucci							
UMS.31.43.300.2b	UMS_Install Compensation Grouting Tubes North of O'Farrell St - Macy's Wome							
UMS.31.43.300.1b	UMS_Install Compensation Grouting Tubes North of O'Farrell St - Macy's Wome							
UMS.31.32.0070	UMS_Jet Grout Under South Wall Footings - USG							
UMS.31.32.0220	UMS_Jet Grout 90 Day Cure Period - USG							
Demolition								
Roof Deck Excavation,Construction,Restoration								
UMS.31.20.101.1a	UMS_As-Build Beam Connections / Fabricate / Deliver Roof Beams - North Head							
UMS.31.20.102.SOF	UMS_Excavate To Compensation Grout Level - Stockton/O'Farrell Intersection							
Excavation & Support								
UMS.31.50.0250	UMS_Excavate. Lag & Support @ Access Shaft #2 (O'Farrell)							
UMS.03.37.0700	UMS_Install Drain Pipe & Grout Fill Void Between Piles - Roof To Concourse Lev.							
UMS.31.20.1150	UMS_Install Temporary Struts & Wales For South Concourse Escalator							
UMS.31.50.0260	UMS_Install Temporary Lid @ Access Shaft #2 (O'Farrell)							
UMS.05.12.0820	UMS_Install Permanent Wales - Intermediate Strut Level Sta 132+50 To North He							
UMS.03.30.1525	UMS_Form/Rebar/Pour Invert Slab For South Concourse Escalator Upper Landir							
UMS.05.12.0830	UMS_Install & Pre-Load Permanent Struts - Intermediate Strut Level Sta 132+50							
UMS.05.12.0835	UMS_Install & Pre-Load Permanent Struts - Intermediate Strut Level Sta 132+50							
UMS.31.20.0835	UMS_Excavate Bench to Temporary Strut Level 1 & Expose Wide Flange Sta. 132							
UMS.31.20.1365	UMS_Shore Tunnel and ready for break in- Sta 132+50 To North Headwall							
UMS.31.43.150	UMS_Compensation Grouting - As Required							
UMS.03.37.0686	UMS_Install Studs, Mesh, Drain Pipe & Shotcrete Pile Walls Interm Level To Temj							
UMS.03.37.0987	UMS_Install Studs, Mesh, Drain Pipe & Shotcrete Pile Walls Interm Level To Temj							
UMS.31.50.0850	UMS_Install & Pre-Load Temporary Struts - Level 1 Sta 132+50 to North Headwa							
UMS.31.20.1345	UMS_Remove Temporary Struts & Wales For South Concourse Escalator							
UMS.31.20.0860	UMS_Excavate Bench to Mezzanine Level & Expose Wide Flange Sta 132+50 to f							
UMS.03.30.1535	UMS_Form/Rebar/Pour Walls For South Concourse Escalator Upper Landing							
UMS.05.12.0880	UMS_Install Permanent Wales - Mezzanine Level Sta 132+50 To North Headwal							
UMS.31.20.0865	UMS_Excavate Bench to Mezzanine Level & Expose Wide Flange Sta 132+50 to :							
UMS.31.50.0855	UMS_Install & Pre-Load Temporary Struts - Level 1 Sta 132+50 to South Headwal							
UMS.05.12.0885	UMS_Install Permanent Wales - Mezzanine Level Sta 132+50 To South Headwall							
UMS.05.12.0890	UMS_Install & Pre-load Permanent Struts - Mezzanine Level Sta 132+50 To Nortl							
UMS.05.12.0895	UMS_Install & Pre-Load Permanent Struts - Mezzanine Level Sta 132+50 To Sou							
UMS.03.37.0877	UMS_Install Studs, Mesh Drain Pipe & Shotcrete Pile Walls Temp Strut Level 1 to							
Concrete/Shotcrete								

Work Package P-1255 (YBM) has performed the following work this month:

- Completed street paving on east side of 4th Street north of the north headwall, south of Howard Street intersection
- Excavation and installation of Level 6 Temporary Struts beneath Concourse slab in Station Box is in progress
- Began excavation to Invert level (section 1 of 6 near north headwall)
- Completed placement of concrete stairs for Stair 1 at north headwall
- Began installation of metal stairs at Stair 1
- Began interior wall placement in Concourse Level

Work Package P-1255 (YBM) will perform the following work next month:

- Begin interior wall placement in Mezzanine Level
- Continue installation of Level 6 Temporary Struts
- Continue excavation to Invert Level beneath Level 6 Temporary Struts (prepare 2 of 6 sections for placement of base and mud slab)
- Begin placement of rebar in Invert Level section 1 of 6
- Begin installation of station power electrical vaults on Folsom Street
- Begin demolition for utility work, street and sidewalk restoration on west side of 4th Street north of the north headwall and south of Howard Street intersection



Work Package P-1256 (STS) has performed the following work this month:

- Completed work on the 78" sewer offset manhole at 4th/Bluxome
- Completed work on the 78" sewer offset manhole at 4th/Townsend
- Completed work on the 78" sewer crown reconstruction at 4th/Brannan
- Continue MRY ductbank at 4th/Brannan intersection
- Continue MRY ductbank at 4th/Bryant intersection
- Continue MRY ductbank at 4th/Townsend intersection
- Completed AWSS lateral installation on 4th Street north of Townsend
- Continue pavement renovation on 4th Street between King and Bluxome

Work Package P-1256 (STS) will perform the following work next month:

- Continued 48" sewer rehabilitation
- Continued 78" sewer rehabilitation
- Continued MRY ductbank installation
- Continued AWSS installation
- Continued pavement renovation
- Continued track drain and tunnel invert construction

Activity ID	Activity Name	2016		2017				
		Nov	Dec	Jan	Feb	Mar	Apr	May
CENTRAL SUBWAY PROJECT								
Construction Phase								
Construction CN-1300								
Construction STS P-1256								
STS.33.11.210	STS_Install: Utilities: Auxiliary Water Supply 12" Main 4th St (Through Townsend St Intersection)							
STS.33.31.420	STS_Install New CB's Manhole, 10" & 15" Sewer Piping @ 4th St/Townsend - West Side							
STS.34.42.1080	STS_Install: Security - SB Portal Infrusion Devices							
STS.28.05.120	STS_Install: Utilities: 230Kv Electrical Transmission Casing - Assist PG&E - 4th St @ Bryant I							
STS.33.11.170	STS_Install: Utilities: Auxiliary Water Supply 12" Main 4th St (Through Brannan St Intersection)							
STS.33.51.150	STS_Pothole: Utilities: Pothole for Gas Distribution							
STS.33.31.630	Sewer Manhole relocation at King St/ 4th Street							
STS.33.51.115	STS_PG&E Design Detail Period: Utilities: Gas Distribution 6" Main/Casing - 4th St - Bryant To							
STS.33.11.270	STS_Install: Utilities: Sewer: Casing for 10" Force Main - 4th St Sta @ Brannan St Intersection							
STS.33.11.340	STS_Install: Utilities: Track Drainage- 4th St (Brannan St To Bluxome St)							
STS.33.31.260	STS_Install New 18" Sewer Lateral In Welsh St To Future 48" Manhole							
STS.33.11.350	STS_Install: Utilities: Track Drainage- 4th St (Bluxome St To Townsend St)							
STS.33.31.250	STS_Install New Manhole, Sewer Piping & Catch Basins - East Side Welsh St/4th St Intersecti							
STS.33.31.400	STS_Install New 27" Sewer Pipe/Casing Connecting Offset Manhole To East MH @ 4th St/Town							
STS.33.31.445	Install New 48" Gravity Sewer Main Manhole @ 4th/Welsh St							
STS.33.31.410	STS_Install New CB's, 10" & 24" Sewer Piping @ 4th St/Townsend - East Side							
STS.33.31.450	Install New 48" Gravity Sewer Main - Bryant St To Welsh St							
STS.33.31.470	Install New 48" Gravity Sewer Main Manhole @ 4th/Freelon St							
STS.28.05.0260	STS_Install: Tunnel Electrical - Unistrut For Conduit & Signal Supports - NB Portal to Mosccone							
STS.28.05.0530	STS_Install: Tunnel Electrical - Unistrut For Conduit & Signal Supports - SB Portal to Mosccone							
STS.33.31.390	STS_Install New Sewer Manhole @ 4th St/Townsend - East Side							

SCHEDULE REVISIONS

The SFMTA Contract 1300 November 2016 schedule update was added this period to the Central Subway Project Master Schedule.

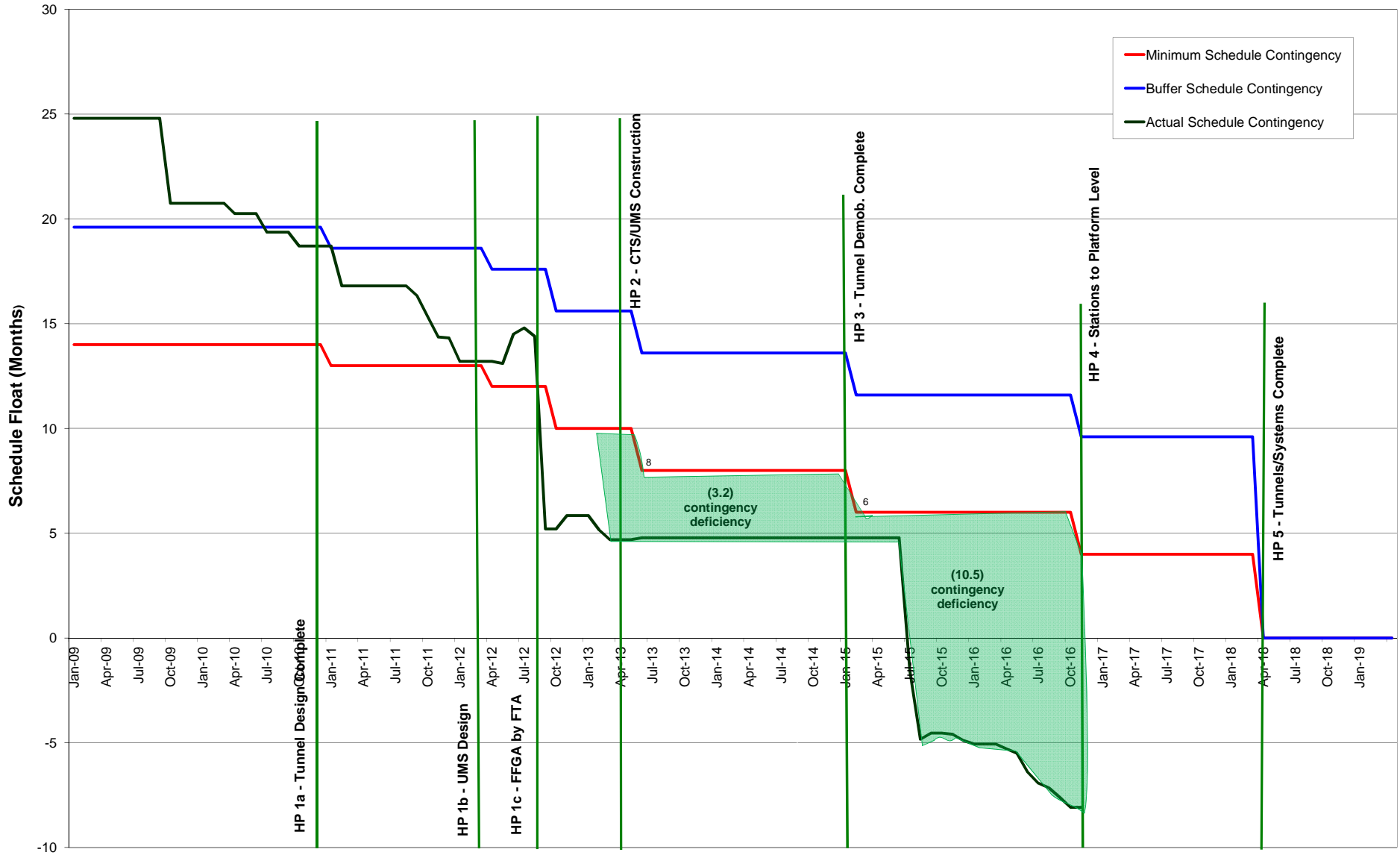
LIST OF SCHEDULE REPORTS

- 1.1. Schedule Contingency Drawdown
- 1.2. Master Summary Schedule
- 1.3. Program Critical Path Schedule

- 1.4. Construction Contract Summary Schedule
- 1.5. Detail Schedule for Remaining Work

CENTRAL SUBWAY PROJECT Schedule Contingency Drawdown

November 2016



Activity ID	Activity Name	Original Duration	Start	Finish	2017				2018				2019				2020				
					Q4	Q1	Q2	Q3	Q4	Q1	Q2	Q3	Q4	Q1	Q2	Q3	Q4	Q1	Q2	Q3	
CENTRAL SUBWAY PROJECT		4322.88	06/03/03 A	08/29/19	CENTRAL SUBWAY PROJECT																
Program Level Milestones		4257.88	06/03/03 A	08/29/19	Program Level Milestones																
PJD1000	Central Subway Project Start	0.00	06/03/03 A																		
MS0004A	Tunnel Excavation Complete - Project Milestone #4A	0.00		09/05/14 A																	
MS0019	Baseline Finish Date: 12-26-2018	0.00		08/29/19*	◆ Baseline Finish Date: 12-26-2018																
MS0009	CSP Revenue Service Date	0.00		08/29/19*	◆ CSP Revenue Service Date																
Preliminary Engineering Phase		2661.00	06/03/03 A	01/07/10 A																	
Final Design		1811.00	01/08/10 A	06/17/13 A																	
Light Rail Vehicles		2075.00	04/15/13 A	12/19/18	Light Rail Vehicles																
Real Estate		3130.00	08/01/08 A	11/28/16	Real Estate																
Construction Phase		2603.88	01/04/10 A	08/29/19	Construction Phase																
Construction Support and Costs		2723.00	01/04/10 A	06/23/19	Construction Support and Costs																
Construction Utility Contract #1- MOS & Portal CN-1250		505.00	01/04/10 A	05/23/11 A																	
Construction Utility Contract #2 - UMS CN-1251		643.00	01/12/11 A	10/15/12 A																	
Construction Tunnels CN-1252		1469.88	06/08/11 A	11/29/16	Construction Tunnels CN-1252																
Construction CN-1300		1703.88	06/03/13 A	06/17/19	Construction CN-1300																
CN- 1300 Milestone		1563.88	06/17/13 A	06/17/19	CN- 1300 Milestone																
Construction UMS Station P-1253		1703.88	06/17/13 A	03/20/19	Construction UMS Station P-1253																
Construction CTS Station P-1254R		1530.88	06/17/13 A	03/20/19	Construction CTS Station P-1254R																
Construction YBM Station P-1255		1650.88	06/10/13 A	03/20/19	Construction YBM Station P-1255																
Construction STS P-1256		1552.50	06/03/13 A	05/31/19	Construction STS P-1256																
Project Start Up		163.00	03/19/19	08/29/19	Project Start Up																
Unallocated Contingency		115.00	03/19/19	08/29/19	Unallocated Contingency																
CO1.700	Cost Activity Unallocated Contingency (LOE) - 1.7.500.99.090.00 - Contingency	115.00	03/19/19	08/29/19	Cost Activity Unallocated Contingency (LOE) - 1.7.500.99.090.00 - Contingency																

Activity ID	Activity Name	Original Duration	Start	Finish	Total Float	2017		2018				2019				2020				2021			
						Q4	Q1	Q2	Q3	Q4	Q1	Q2	Q3	Q4	Q1	Q2	Q3	Q4	Q1	Q2	Q3	Q4	Q1
CENTRAL SUBWAY PROJECT																							
Program Level Milestones						723.88	11/14/16 A	08/29/19	-176.00														
HidPt5	Systems Complete	0.00		03/19/19	-171.00																		
MS0019	Baseline Finish Date: 12-26-2018	0.00		08/29/19*	-171.00																		
MS0009	CSP Revenue Service Date	0.00		08/29/19*	-171.00																		
Construction Phase						723.88	11/14/16 A	08/29/19	-176.00														
Construction CN-1300						670.88	11/14/16 A	06/17/19	-243.00														
CN- 1300 Milestone						64.00	03/19/19	06/17/19	-243.00														
BUF1017	STS Buffer Float- (0)	0.00	03/19/19	03/19/19	-171.00																		
STS1500	CN 1300 Substantial Completion	0.00		03/19/19	-251.00																		
MS-10	Substantial Completion - 1,700 Calendar Days (SP-4.B) { 10-Feb-18 }	0.00		03/19/19*	-403.00																		
C.Punch	Closeout Punchlist/Remaining Work	90.00	03/20/19	06/17/19	-402.00																		
MS-20	Final Completion - 1,790 Calendar Days (SP-4C)	0.00		06/17/19*	-402.00																		
Construction CTS Station P-1254R						609.00	11/14/16 A	03/19/19	-287.00														
CTS.31.71.450	Breakin Top Benches for South Platform Cavern Excavation	13.00	11/14/16 A	12/08/16	-280.00																		
CTS.31.71.460	Excavate & Support Top Right Heading South Platform Cavern 176Lf	20.00	11/21/16 A	01/05/17	-280.00																		
CTS.31.71.465	Excavate & Support Top Left Heading South Platform Cavern 176Lf	20.00	12/09/16	01/09/17	-280.00																		
CTS.31.71.550	Excavate & Support Top Right Bench South Platform Cavern 176Lf	10.00	01/10/17	01/23/17	-280.00																		
CTS.31.71.560	Excavate & Support Top Left Bench South Platform Cavern 176Lf	10.00	01/10/17	01/23/17	-280.00																		
CTS.31.71.580	Excavate & Support Top Left Step 3 Invert South Platform Cavern 176Lf	14.00	01/24/17	02/10/17	-280.00																		
CTS.31.71.570	Excavate & Support Top Right Step 3 Invert South Platform Cavern 176Lf	14.00	01/24/17	02/10/17	-280.00																		
CTS.31.71.590	CTS- Install Temporary Bracing - Sidewalls (Platform Cavern)	6.00	02/13/17	02/20/17	-280.00																		
CTS.31.71.600	Excavate & Support Top Center Drift Step 4 South Platform Cavern 176Lf	18.00	02/21/17	03/16/17	-280.00																		
CTS.31.71.610	Excavate & Support Center Bench Step 5 South Platform Cavern 176Lf	11.00	03/17/17	03/31/17	-280.00																		
CTS.31.71.620	Excavate & Construct Invert Step 6 South Platform Cavern 176Lf	10.00	04/03/17	04/14/17	-280.00																		
CTS.31.71.630	Demo Sidewalls & Repair Headwall South Platform Cavern 176Lf	10.00	04/17/17	04/28/17	-280.00																		
CTS.31.71.640	Stage Equipment & Construct Ramp For Crossover Breakin	5.00	05/01/17	05/05/17	-280.00																		
CTS.31.71.650	Break-in Crossover Cavern	1.00	05/08/17	05/08/17	-280.00																		
CTS.31.71.660	Excavate & Construct Left Sidewall & Headwall 268 Lf	55.00	05/09/17	07/26/17	-280.00																		
CTS.31.71.670	Excavate & Construct Right Sidewall & Headwall 268 Lf	55.00	05/09/17	07/26/17	-280.00																		
CTS.31.71.680	Install Temporary Support Struts	10.00	07/27/17	08/09/17	-280.00																		
CTS.31.71.690	Install Ramp For Center Drift	2.00	08/10/17	08/11/17	-280.00																		
CTS.31.71.700	Excavate & Support Center Drift	35.00	08/14/17	10/02/17	-280.00																		
CTS.31.71.710	Remove Crossover Excavation Ramp	2.00	10/03/17	10/04/17	-280.00																		
CTS.31.71.720	Excavate & Support Center Bench - Crossover	10.00	10/05/17	10/18/17	-280.00																		
CTS.31.71.730	Excavate & Construct Invert - Crossover	7.00	10/19/17	10/27/17	-280.00																		
CTS.31.71.740	Demo Sidewalls, Repair Headwall & Top Joint - Crossover	10.00	10/30/17	11/13/17	-280.00																		
CTS.31.71.750	Repair Invert Joint - Crossover	10.00	11/14/17	11/29/17	-280.00																		
CTS.31.74.700	Place Smoothing Concrete - Final Lining invert - Crossover Cavern	15.00	11/30/17	12/16/17	-338.00																		
CTS.31.74.705	Install Waterproofing - Final Lining invert - Crossover Cavern	15.00	12/18/17	01/05/18	-338.00																		
CTS.31.74.715	Install Rebar & Grout Piping - Final Lining invert - Crossover Cavern	20.00	01/06/18	01/29/18	-338.00																		
CTS.31.74.710	Place Smoothing Concrete - Final Lining Invert -Cross Cut Cavern	6.00	01/30/18	02/05/18	-338.00																		
CTS.31.74.725	Place Concrete - Final Lining invert - Crossover Cavern	20.00	01/30/18	02/21/18	-338.00																		
CTS.31.74.960	Install Waterproofing & Grout Pipes - Final Lining Invert -Cross Cut Cavern	5.00	02/06/18	02/10/18	-338.00																		
CTS.31.74.970	Install Rebar - Final Lining Invert -Cross Cut Cavern	10.00	02/12/18	02/22/18	-338.00																		
CTS.31.74.980	Place Concrete - Final Lining Invert -Cross Cut Cavern	10.00	02/23/18	03/06/18	-338.00																		
CTS.31.74.990	Install Waterproofing - Final Lining Arches - Crosscut Cavern	15.00	03/07/18	03/23/18	-338.00																		
CTS.31.74.1000	Install Rebar & Grout Piping - Final Lining Arches - Crosscut Cavern	15.00	03/13/18	03/29/18	-338.00																		

◆ Systems Complete
 ◆ Baseline Finish Date: 12-26-2018
 ◆ CSP Revenue Service Date

| STS Buffer Float- (0)
 ◆ CN 1300 Substantial Completion
 ◆ Substantial Completion - 1,700 Calendar Days (SP-4.)
 Closeout Punchlist/Remaining Work
 ◆ Final Completion:- 1,790 Calendar Days (SP-4)

■ Breakin Top Benches for South Platform Cavern Excavation
 ■ Excavate & Support Top Right Heading South Platform Cavern 176Lf
 ■ Excavate & Support Top Left Heading South Platform Cavern 176Lf
 ■ Excavate & Support Top Right Bench South Platform Cavern 176Lf
 ■ Excavate & Support Top Left Bench South Platform Cavern 176Lf
 ■ Excavate & Support Top Left Step 3 Invert South Platform Cavern 176Lf
 ■ Excavate & Support Top Right Step 3 Invert South Platform Cavern 176Lf
 ■ CTS- Install Temporary Bracing - Sidewalls (Platform Cavern)
 ■ Excavate & Support Top Center Drift Step 4 South Platform Cavern 176Lf
 ■ Excavate & Support Center Bench Step 5 South Platform Cavern 176Lf
 ■ Excavate & Construct Invert Step 6 South Platform Cavern 176Lf
 ■ Demo Sidewalls & Repair Headwall South Platform Cavern 176Lf
 | Stage Equipment & Construct Ramp For Crossover Breakin
 | Break-in Crossover Cavern
 ■ Excavate & Construct Left Sidewall & Headwall 268 Lf
 ■ Excavate & Construct Right Sidewall & Headwall 268 Lf
 ■ Install Temporary Support Struts
 | Install Ramp For Center Drift
 ■ Excavate & Support Center Drift
 | Remove Crossover Excavation Ramp
 ■ Excavate & Support Center Bench - Crossover
 ■ Excavate & Construct Invert - Crossover
 ■ Demo Sidewalls, Repair Headwall & Top Joint - Crossover
 ■ Repair Invert Joint - Crossover
 ■ Place Smoothing Concrete - Final Lining invert - Crossover Cavern
 ■ Install Waterproofing - Final Lining invert - Crossover Cavern
 ■ Install Rebar & Grout Piping - Final Lining invert - Crossover Cavern
 ■ Place Smoothing Concrete - Final Lining Invert -Cross Cut Cavern
 ■ Place Concrete - Final Lining invert - Crossover Cavern
 | Install Waterproofing & Grout Pipes - Final Lining Invert -Cross Cut Cavern
 ■ Install Rebar - Final Lining Invert -Cross Cut Cavern
 ■ Place Concrete - Final Lining Invert -Cross Cut Cavern
 ■ Install Waterproofing - Final Lining Arches - Crosscut Cavern
 ■ Install Rebar & Grout Piping - Final Lining Arches - Crosscut Cavern

Activity ID	Activity Name	Original Duration	Start	Finish	Total Float	2017					2018			2019				2020				2021			
						Q4	Q1	Q2	Q3	Q4	Q1	Q2	Q3	Q4	Q1	Q2	Q3	Q4	Q1	Q2	Q3	Q4	Q1	Q2	
CTS.31.74.350	Shotcrete Final Lining Arches - Crosscut Cavern	20.00	03/23/18	04/14/18	-338.00						■	■	■	■	■										
CTS.03.30.760	Shore/Rebar/Form Pour Track Slab - Crosscut Cavern	15.00	04/16/18	05/04/18	-280.00						■	■	■	■	■										
CTS.03.30.780	Rebar/Form/ Pour Platforms - Crosscut Cavern	20.00	04/30/18	05/25/18	-280.00						■	■	■	■	■										
CTS.03.30.770	Shore/Rebar/Form Pour Concourse Level Slab - Crosscut Cavern	15.00	05/14/18	06/04/18	-280.00						■	■	■	■	■										
CTS.09.83.664	CTS_PL 05 Spray - Set Up Scaffold- Platform Level	5.00	06/05/18	06/11/18	-280.00						■	■	■	■	■										
CTS.09.83.544	CTS_PL 05 Spray - Acoustical Vermiculite Wall Plaster NB - Sector 2	5.00	06/12/18	06/18/18	-280.00						■	■	■	■	■										
CTS.09.83.554	CTS_PL 05 Spray - Acoustical Vermiculite Wall Plaster SB - Sector 2	6.00	06/19/18	06/26/18	-280.00						■	■	■	■	■										
CTS.34.21.122	CTS_PL Station Platform: Install - Traction Power Box PS01 @ SB Track - Sec	3.00	06/27/18	06/29/18	-280.00						■	■	■	■	■										
CTS.34.05.160	CTS_PL Install Conduit SB Positive Feeder Box PS01 to PS05 (Traction Power)	5.00	07/02/18	07/09/18	-280.00						■	■	■	■	■										
CTS.34.05.170	CTS_PL Install Conduit SB Positive Feeder Box PS01 to PS07 (Traction Power)	5.00	07/10/18	07/16/18	-280.00						■	■	■	■	■										
CTS.34.05.180	CTS_PL Install:Conduit SB Positive Feeder Box PS02 to PS08 (Traction Power)	4.00	07/17/18	07/20/18	-280.00						■	■	■	■	■										
CTS.03.46.980	CTS_PL Station Platform: Install - GFRC Perforated Wall Panel System SB - 5	15.00	07/23/18	08/10/18	-280.00						■	■	■	■	■										
CTS.03.46.164	CTS_PL Station Platform: Install - GFRC Perforated Ceiling Panels - Sector 2	15.00	08/13/18	08/31/18	-280.00						■	■	■	■	■										
CTS.14.31.265	Set Escalator Trusses 1 & 2 (Concourse to Platform) - Crosscut	2.00	09/04/18	09/05/18	-280.00						■	■	■	■	■										
CTS.14.31.275	CTS_PL Assemble Components Escalator #1	14.00	09/06/18	09/25/18	-280.00						■	■	■	■	■										
CTS.14.31.415	CTS_PL Assemble Components Escalator #2	15.00	09/26/18	10/16/18	-280.00						■	■	■	■	■										
CTS.09.66.616	CTS_PL Station Platform Cross-Cut Cavern: Install - Terrazzo Flooring Sector 2	5.00	10/17/18	10/23/18	-280.00						■	■	■	■	■										
CTS.09.66.618	CTS_PL Station Platform Cross-Cut Cavern: Install - Terrazzo Cove Base Sectc	5.00	10/24/18	10/30/18	-280.00						■	■	■	■	■										
CTS.09.66.620	CTS_PL Station Platform Cross-Cut Cavern: Grind & Polish - Terrazzo Floorin	10.00	10/31/18	11/13/18	-280.00						■	■	■	■	■										
CTS.14.24.255	CTS-PL 05: Assemble Elevator #1	15.00	11/14/18	12/06/18	-280.00						■	■	■	■	■										
CTS.14.24.265	CTS-PL 05: Assemble Elevator #2	13.00	12/07/18	12/26/18	-280.00						■	■	■	■	■										
CTS.14.24.275	CTS-PL 05: Install Elevator Power & Controls	9.00	12/27/18	01/09/19	-280.00						■	■	■	■	■										
CTS.08.44.265	CTS_PL Install Elevators 1 & 2 Glass Enclosure - Crosscut Platform Level	9.00	12/27/18	01/09/19	-280.00						■	■	■	■	■										
CTS.08.44.580	Install Elevators 1 & 2 Glass Enclosure - Crosscut Concourse Level	9.00	12/27/18	01/09/19	-280.00						■	■	■	■	■										
CTS.14.24.285	CTS-PL 05: Startup & Test Elevators 1&2	4.00	01/10/19	01/15/19	-280.00						■	■	■	■	■										
CTS.14.24.295	CTS-PL 05:Inspections - Elevators 1&2	1.00	01/16/19	01/16/19	-280.00						■	■	■	■	■										
CTS.01.80.00	CTS- Building Systems Start-up & Testing	44.00	01/17/19	03/19/19	-280.00						■	■	■	■	■										
Project Start Up		163.00	03/19/19	08/29/19	-246.00																				
STU1010	S&S Certification / Pre-Revenue Activities	115.00	03/19/19	08/29/19	-171.00						■	■	■	■	■										
BUF0018	Muni Float	0.00	08/29/19	08/29/19	-171.00						■	■	■	■	■										

Activity Name	Original Duration	Start	Finish	2012				2013				2014				2015				2016				2017				2018				2019			
				Q1	Q2	Q3	Q4	Q1	Q2	Q3	Q4	Q1	Q2	Q3	Q4	Q1	Q2	Q3	Q4	Q1	Q2	Q3	Q4	Q1	Q2	Q3	Q4	Q1	Q2	Q3	Q4	Q1	Q2	Q3	Q4
CENTRAL SUBWAY PROJECT	2231.88	06/08/11 A	06/17/19																																
Construction Phase	2231.88	06/08/11 A	06/17/19																																
Construction Tunnels CN-1252	1798.50	06/08/11 A	05/15/15 A																																
1252 Tunnel Contract BIH	1798.50	06/08/11 A	05/15/15 A																																
Contract Milestones	1437.10	06/08/11 A	05/15/15 A																																
General Conditions	1752.25	08/01/11 A	05/15/15 A																																
4th & Bryant St TBM Launch Box Construction	686.00	03/30/12 A	06/02/14 A																																
Moscone Station Headwalls	429.75	05/14/12 A	09/20/13 A																																
UMS Station Headwalls	424.75	07/24/12 A	11/22/13 A																																
UMS - Remove Geary to Ellis OCS	5.00	07/24/12 A	07/26/12 A																																
UMS - Setup Traffic Control for Headwall Construction	1.00	07/30/12 A	07/30/12 A																																
North Headwall	237.25	02/27/13 A	11/22/13 A																																
South Headwall	403.50	07/31/12 A	11/22/13 A																																
4th St and Market Compensation Grouting	707.25	01/28/13 A	04/30/15 A																																
Southbound Tunneling	451.13	04/27/13 A	10/13/14 A																																
Ellis St Compensation Grouting	561.00	07/31/12 A	05/09/14 A																																
Green St Compensation Grouting	319.75	08/05/13 A	06/30/14 A																																
Retrieval Shaft	1069.75	10/31/11 A	03/20/15 A																																
Cross Passage 1-5	338.63	03/22/14 A	04/16/15 A																																
Cross Passage 1	78.63	06/14/14 A	09/13/14 A																																
Cross Passage 2	104.88	05/10/14 A	09/09/14 A																																
Cross Passage 3	127.38	03/31/14 A	08/28/14 A																																
Cross Passage 4	113.88	03/22/14 A	07/31/14 A																																
Cross Passage 5	277.38	05/31/14 A	04/16/15 A																																
Portal Structure	196.00	09/02/14 A	04/15/15 A																																
Contract Close Out	307.00	03/03/14 A	05/15/15 A																																
Construction CN-1300	1703.88	06/03/13 A	06/17/19																																
CN- 1300 Milestone	1563.88	06/17/13 A	06/17/19																																
Construction UMS Station P-1253	1703.88	06/17/13 A	03/20/19																																
Construction CTS Station P-1254R	1530.88	06/17/13 A	03/20/19																																
Construction YBM Station P-1255	1650.88	06/10/13 A	03/20/19																																
Construction STS P-1256	1552.50	06/03/13 A	05/31/19																																

Activity ID	Activity Name	Original Duration	Start	Finish	Total Float	2017												2018				2019				2020				2021		
						Q4	Q1	Q2	Q3	Q4	Q1	Q2	Q3	Q4	Q1	Q2	Q3	Q4	Q1	Q2	Q3	Q4	Q1	Q2	Q3							
CENTRAL SUBWAY PROJECT						4079.00	12/01/08 A	12/21/19	443.88																							
Light Rail Vehicles						305.00	08/29/16 A	12/11/17	2.88																							
Real Estate						2154.00	12/01/08 A	11/28/16	408.88																							
Construction Phase						3794.00	01/04/10 A	12/21/19	443.88																							
Construction Support and Costs						5314.00	01/04/10 A	12/21/19	620.88																							
Construction Tunnels CN-1252						251.88	09/05/14 A	11/29/16	1438.88																							
Construction CN-1300						1650.88	10/14/13 A	06/17/19	0.00																							
CN- 1300 Milestone						90.00	03/19/19	06/17/19	173.00																							
No 13-Disp						90.00	03/19/19	06/17/19	173.00																							
Construction UMS Station P-1253						1587.00	10/14/13 A	03/19/19	64.00																							
Preconstruction						15.00	01/16/18	02/05/18	4.00																							
Engineering & Procurement						1118.00	10/14/13 A	02/28/18	-53.50																							
Site Work / Utility Relocation						58.00	10/18/18	01/14/19	185.50																							
Compensation Grouting						200.00	03/01/16 A	07/12/17	188.00																							
Demolition						109.00	11/28/16	05/01/17	226.00																							
Roof Deck Excavation,Construction,Restoration						3.00	11/28/16	11/30/16	277.00																							
Excavation & Support						349.00	04/25/16 A	10/17/17	202.00																							
UMS.03.37.0665	UMS_ Install Drain Pipe & Grout Fill Void Between Piles - Roof To Concourse Level Sta 132+50 t	10.00	04/25/16 A	12/02/16	278.50	UMS_ Install Drain Pipe & Grout Fill Void Between Piles - Roof To Concourse Level Sta 132+50 to North Headwall																										
UMS.31.23.730	UMS_Dewatering Maintainance	213.00	06/20/16 A	07/13/17	131.50	UMS_Dewatering Maintainance																										
UMS.03.37.0700	UMS_ Install Drain Pipe & Grout Fill Void Between Piles - Roof To Concourse Level Sta 132+50 t	10.00	08/08/16 A	12/01/16	277.50	UMS_ Install Drain Pipe & Grout Fill Void Between Piles - Roof To Concourse Level Sta 132+50 to South Headwall																										
UMS.31.20.1140	UMS_Excavation For South Concourse Escalator	2.00	08/22/16 A	11/29/16	-3.00	UMS_Excavation For South Concourse Escalator																										
UMS.31.20.1150	UMS_Install Temporary Struts & Wales For South Concourse Escalator	3.00	08/24/16 A	12/02/16	-3.00	UMS_Install Temporary Struts & Wales For South Concourse Escalator																										
UMS.31.50.0260	UMS_Install Temporary Lid @ Access Shaft #2 (O'Farrell)	10.00	09/01/16 A	12/09/16	275.00	UMS_Install Temporary Lid @ Access Shaft #2 (O'Farrell)																										
UMS.31.20.1120	UMS_Excavate to Bottom of North Concourse Slab (Intermediate Strut Level)	5.00	09/06/16 A	07/05/17	178.00	UMS_Excavate to Bottom of North Concourse Slab (Intermediate Strut Level)																										
UMS.03.30.1525	UMS_Form/Rebar/Pour Invert Slab For South Concourse Escalator Upper Landing	10.00	10/25/16 A	12/16/16	-3.00	UMS_Form/Rebar/Pour Invert Slab For South Concourse Escalator Upper Landing																										
UMS.05.12.0835	UMS_Install & Pre-Load Permanent Struts - Intermediate Strut Level Sta 132+50 To South Head	10.00	11/16/16 A	12/15/16	272.50	UMS_Install & Pre-Load Permanent Struts - Intermediate Strut Level Sta 132+50 To South Headwall																										
UMS.31.20.0835	UMS_Excavate Bench to Temporary Strut Level 1 & Expose Wide Flange Sta 132+50 To South H	7.00	11/18/16 A	12/12/16	272.50	UMS_Excavate Bench to Temporary Strut Level 1 & Expose Wide Flange Sta 132+50 To South Headwall																										
UMS.31.43.150	UMS_Compensation Grouting - As Required	10.00	12/01/16	12/15/16	-42.50	UMS_Compensation Grouting - As Required																										
UMS.03.37.0986	UMS_Install Studs, Mesh, Drain Pipe & Shotcrete Pile Walls Interm Level To Temp Strut Lvl 1 Sta	10.00	12/02/16	12/16/16	278.50	UMS_Install Studs, Mesh, Drain Pipe & Shotcrete Pile Walls Interm Level To Temp Strut Lvl 1 Sta 132+50 to North Headwall																										
UMS.03.37.0987	UMS_Install Studs, Mesh, Drain Pipe & Shotcrete Pile Walls Interm Level To Temp Strut Lvl 1 Sta	10.00	12/15/16	12/30/16	247.50	UMS_Install Studs, Mesh, Drain Pipe & Shotcrete Pile Walls Interm Level To Temp Strut Lvl 1 Sta 132+50 to South Headwall																										
UMS.31.50.0850	UMS_Install & Pre-Load Temporary Struts - Level 1 Sta 132+50 to North Headwall	34.00	12/16/16	02/06/17	278.50	UMS_Install & Pre-Load Temporary Struts - Level 1 Sta 132+50 to North Headwall																										
UMS.31.20.1345	UMS_Remove Temporary Struts & Wales For South Concourse Escalator	3.00	12/19/16	12/21/16	-3.00	UMS_Remove Temporary Struts & Wales For South Concourse Escalator																										
UMS.31.20.0860	UMS_Excavate Bench to Mezzanine Level & Expose Wide Flange Sta 132+50 to North Headwall	7.00	12/20/16	12/30/16	278.50	UMS_Excavate Bench to Mezzanine Level & Expose Wide Flange Sta 132+50 to North Headwall																										
UMS.03.30.1535	UMS_Form/Rebar/Pour Walls For South Concourse Escalator Upper Landing	10.00	12/22/16	01/06/17	-3.00	UMS_Form/Rebar/Pour Walls For South Concourse Escalator Upper Landing																										
UMS.05.12.0880	UMS_Install Permanent Wales - Mezzanine Level Sta 132+50 To North Headwall	10.00	12/27/16	01/11/17	278.50	UMS_Install Permanent Wales - Mezzanine Level Sta 132+50 To North Headwall																										
UMS.31.20.0865	UMS_Excavate Bench to Mezzanine Level & Expose Wide Flange Sta 132+50 to South Headwall	7.00	12/30/16	01/11/17	247.50	UMS_Excavate Bench to Mezzanine Level & Expose Wide Flange Sta 132+50 to South Headwall																										
UMS.31.50.0855	UMS_Install & Pre-Load Temporary Struts - Level 1 Sta 132+50 to South Headwall	11.00	12/30/16	01/17/17	247.50	UMS_Install & Pre-Load Temporary Struts - Level 1 Sta 132+50 to South Headwall																										
UMS.05.12.0885	UMS_Install Permanent Wales - Mezzanine Level Sta 132+50 To South Headwall	11.00	01/09/17	01/24/17	247.50	UMS_Install Permanent Wales - Mezzanine Level Sta 132+50 To South Headwall																										
UMS.05.12.0890	UMS_Install & Pre-load Permanent Struts - Mezzanine Level Sta 132+50 To North Headwall	34.00	01/11/17	02/28/17	278.50	UMS_Install & Pre-load Permanent Struts - Mezzanine Level Sta 132+50 To North Headwall																										
UMS.05.12.0895	UMS_Install & Pre-Load Permanent Struts - Mezzanine Level Sta 132+50 To South Headwall	11.00	01/16/17	01/31/17	247.50	UMS_Install & Pre-Load Permanent Struts - Mezzanine Level Sta 132+50 To South Headwall																										
UMS.03.37.0877	UMS_Install Studs, Mesh Drain Pipe & Shotcrete Pile Walls Temp Strut Level 1 to Mezzanine Sta	10.00	01/31/17	02/14/17	247.50	UMS_Install Studs, Mesh Drain Pipe & Shotcrete Pile Walls Temp Strut Level 1 to Mezzanine Sta 132+50 To South Headwall																										
UMS.31.20.0970	UMS_Excavate Bench to Temporary Strut Level 2 & Expose Wide Flange Sta 132+50 To North H	6.00	02/28/17	03/08/17	271.50	UMS_Excavate Bench to Temporary Strut Level 2 & Expose Wide Flange Sta 132+50 To North Headwall																										
UMS.03.37.0870	UMS_Install Studs, Mesh Drain Pipe & Shotcrete Pile Walls Temp Strut Level 1 to Mezzanine Sta	13.00	02/28/17	03/17/17	278.50	UMS_Install Studs, Mesh Drain Pipe & Shotcrete Pile Walls Temp Strut Level 1 to Mezzanine Sta 132+50 To North Headwall																										
UMS.31.20.0975	UMS_Excavate Bench to Temporary Strut Level 2 & Expose Wide Flange Sta 132+50 To South H	8.00	03/08/17	03/20/17	271.50	UMS_Excavate Bench to Temporary Strut Level 2 & Expose Wide Flange Sta 132+50 To South Headwall																										
UMS.03.37.0875	UMS_Install Studs, Mesh Drain Pipe & Shotcrete Pile Walls Mezzanine Level to Temp Strut Leve	10.00	03/17/17	03/31/17	278.50	UMS_Install Studs, Mesh Drain Pipe & Shotcrete Pile Walls Mezzanine Level to Temp Strut Level 2 Sta 132+50 To North Hw																										
UMS.03.37.0880	UMS_Install Studs, Mesh Drain Pipe & Shotcrete Pile Walls Mezzanine Level to Temp Strut Level	10.00	03/20/17	04/03/17	271.50	UMS_Install Studs, Mesh Drain Pipe & Shotcrete Pile Walls Mezzanine Level to Temp Strut Level 2 Sta 132+50 To South Head																										
UMS.31.50.0990	UMS_Install & Preload Temporary Struts - Level 2 Sta 132+50 To North Headwall	10.00	03/31/17	04/14/17	278.50	UMS_Install & Preload Temporary Struts - Level 2 Sta 132+50 To North Headwall																										
UMS.31.50.0995	UMS_Install & Preload Temporary Struts - Level 2 Sta 132+50 To South Headwall	10.00	04/03/17	04/17/17	271.50	UMS_Install & Preload Temporary Struts - Level 2 Sta 132+50 To South Headwall																										
UMS.03.37.0995	UMS_Install Studs, Mesh Drain Pipe & Shotcrete Pile Walls Temp Strut Level 2 To Platfm Strut Le	10.00	04/03/17	04/17/17	227.50	UMS_Install Studs, Mesh Drain Pipe & Shotcrete Pile Walls Temp Strut Level 2 To Platfm Strut Level Sta 132+50 To So Head																										

Activity ID	Activity Name	Original Duration	Start	Finish	Total Float	2017				2018				2019				2020				2021			
						Q4	Q1	Q2	Q3	Q4	Q1	Q2	Q3	Q4	Q1	Q2	Q3	Q4	Q1	Q2	Q3	Q4	Q1	Q2	Q3
UMS.31.20.0980	UMS_Excavate Bench to Platform Strut Level & Expose Wide Flange Sta 132+50 To North Headw	8.00	04/14/17	04/26/17	278.50																				
UMS.05.12.1200	UMS_Install Permanent Wales Platform Strut Level Sta 132+50 To North Headwall	10.00	04/20/17	05/04/17	277.50																				
UMS.31.20.0985	UMS_Excavate Bench to Platform Strut Level & Expose Wide Flange Sta 132+50 To South Head	8.00	04/26/17	05/08/17	278.50																				
UMS.05.12.1220	UMS_Install & Preload Permanent Struts Platform Strut Level Sta 132+50 To North Headwall	10.00	04/26/17	05/10/17	277.50																				
UMS.05.12.1210	UMS_Install Permanent Wales Platform Strut Level Sta 132+50 To South Headwall	10.00	05/02/17	05/16/17	278.50																				
UMS.05.12.1230	UMS_Install & Preload Permanent Struts Platform Strut Level Sta 132+50 To South Headwall	10.00	05/04/17	05/18/17	278.50																				
UMS.03.37.0990	UMS_Install Studs, Mesh Drain Pipe & Shotcrete Pile Walls Temp Strut Level 2 To Platfrm Strut L	10.00	05/10/17	05/24/17	271.50																				
UMS.31.20.1030	UMS_Excavate/Demo Liner to Temporary Strut Level 3 & Expose Wide Flange Sta 132+50 To No	10.00	05/10/17	05/24/17	277.50																				
UMS.31.50.1050	UMS_Install Temporary Struts - Level 3 Sta 132+50 To North Headwall	10.00	05/17/17	06/01/17	272.50																				
UMS.31.20.1040	UMS_Excavate/Demo Liner to Temporary Strut Level 3 & Expose Wide Flange Sta 132+50 To So	10.00	05/18/17	06/02/17	278.50																				
UMS.03.37.1020	UMS_Install Studs, Mesh Drain Pipe & Shotcrete Pile Walls Platfrm Strut Level To Temp Strut Lev	10.00	05/24/17	06/08/17	271.50																				
UMS.31.20.1060	UMS_Excavate to Bottom of Invert Slab & Expose Wide Flange Sta 132+50 To North Headwall	3.00	06/02/17	06/07/17	278.50																				
UMS.31.50.1220	UMS_Install Temporary Struts - Level 3 Sta 132+50 To South Headwall	10.00	06/02/17	06/16/17	273.50																				
UMS.03.37.1030	UMS_Install Studs, Mesh Drain Pipe & Shotcrete Pile Walls Platfrm Strut Level To Temp Strut Lev	10.00	06/02/17	06/16/17	260.50																				
UMS.05.12.2130	UMS_Attach 60 ea Platform Level Slab Stub Beam Assemblies To West Side Piles - Sta 132+50	15.00	06/07/17	06/28/17	278.50																				
UMS.05.12.1360	UMS_Attach 60 ea Platform Level Slab Stub Beam Assemblies To East Side Piles - Sta 132+50 T	15.00	06/07/17	06/28/17	278.50																				
UMS.31.41.0205	UMS_Install Sheet Piling at Garage Base Slab	10.00	06/14/17	06/27/17	226.00																				
UMS.03.37.1040	UMS_Install Studs, Mesh Drain Pipe & Shotcrete Pile Walls Temp Strut Level 3 To Invert Sta 132-	10.00	06/14/17	06/28/17	275.50																				
UMS.31.20.1130	UMS_Excavate to Bottom of Invert Slab & Expose Wide Flange Sta 132+50 To South Headwall	3.00	06/16/17	06/21/17	273.50																				
UMS.05.12.1370	UMS_Attach 40 ea Platform Level Slab Stub Beam Assemblies To West Side Piles - Sta 132+50 T	10.00	06/28/17	07/13/17	278.50																				
UMS.05.12.1365	UMS_Attach 40 ea Platform Level Slab Stub Beam Assemblies To East Side Piles - Sta 132+50 T	10.00	06/28/17	07/13/17	278.50																				
UMS.31.20.1355	UMS_Excavate HVAC Chase Beneath North Concourse Slab (Intermediate Strut Level)	5.00	07/06/17	07/12/17	178.00																				
UMS.03.37.1050	UMS_Install Studs, Mesh Drain Pipe & Shotcrete Pile Walls Temp Strut Level 3 To Invert Sta 132-	10.00	07/06/17	07/20/17	273.50																				
UMS.05.12.2250	UMS_Install W-Section Piles Reinforcement - (Intermediate Strut Level)	10.00	07/13/17	07/26/17	165.00																				
UMS.31.20.0260	UMS_Excavate to Intermediate Level In Garage	5.00	10/11/17	10/17/17	227.00																				
Concrete/Shotcrete		561.50	01/27/16 A	07/11/18	115.50																				
Structural Steel		286.50	05/02/17	06/19/18	244.50																				
Masonry		340.50	04/05/17	08/08/18	210.50																				
Mechanical		415.50	04/05/17	11/26/18	220.50																				
Electrical		457.50	06/15/17	03/18/19	285.50																				
Electrical - Transportation		336.00	07/11/17	11/06/18	219.50																				
Architectural Finishes		468.50	03/22/17	01/07/19	249.00																				
Conveyances		269.50	11/01/17	11/27/18	201.50																				
Stairs		474.50	01/18/17	11/30/18	218.00																				
Startup & Testing		61.00	12/05/18	03/04/19	278.50																				
UMS.01.80.9900	UMS- Building Systems Start-up & Testing	61.00	12/05/18	03/04/19	278.50																				
No 13-Disp		1587.00	01/13/14 A	03/19/19	64.00																				
Construction CTS Station P-1254R		1400.00	07/10/14 A	03/20/19	63.00																				
Preconstruction		15.00	01/16/18	02/05/18	4.00																				
Site Work / Utility Relocation		523.00	11/28/16	12/19/18	125.00																				
Excavation & Support		612.00	03/10/16 A	07/26/18	117.00																				
CTS.31.50.900	CTS_CN Install Temp Level 4.0 Struts & Wales & Preload Col. 4.0-11.0	8.00	03/10/16 A	12/07/16	-48.00																				
CTS.31.43.140	CTS_Compensation Grouting - As Required	10.00	06/12/16 A	12/21/16	287.00																				
CTS.31.50.330	Install Temp Level 6 Struts & Wales & Preload	10.00	10/30/17	11/13/17	275.00																				
CTS.31.20.335	Excavate to 3' Below Level 7 Struts EL -7.5 Col 4.0-11.0	15.00	11/01/17	11/22/17	275.00																				
CTS.31.50.370	Install Temp Level 7 Struts & Wales & Preload	10.00	11/09/17	11/27/17	275.00																				
CTS.31.20.380	Excavate Headhouse to Invert Slab EL -18.67	12.00	11/28/17	12/13/17	275.00																				
CTS.31.50.070	Remove Level 6 & 7 Struts & Wales	5.00	03/05/18	03/09/18	270.00																				
CTS.31.50.110	CTS_CN Remove Level 5 Struts & Wales	5.00	03/05/18	03/09/18	275.00																				
CTS.31.50.150	CTS_CN Remove Level 4 Struts & Wales	5.00	04/23/18	04/27/18	235.00																				

Activity ID	Activity Name	Original Duration	Start	Finish	Total Float	2017			2018				2019				2020				2021							
						Q4	Q1	Q2	Q3	Q4	Q1	Q2	Q3	Q4	Q1	Q2	Q3	Q4	Q1	Q2	Q3	Q4	Q1	Q2	Q3			
Masonry						102.00	04/16/18	09/07/18	243.00																			
Mechanical						211.00	02/20/18	12/11/18	263.00																			
Misc Metal						210.00	02/20/18	12/17/18	260.00																			
Electrical						221.00	03/01/18	01/03/19	270.00																			
Electrical - Transportation						78.00	06/12/18	10/01/18	247.00																			
Architectural Finishes						259.00	12/29/17	01/07/19	229.00																			
Conveyances						99.00	08/31/18	01/16/19	289.00																			
Startup & Testing						44.00	01/17/19	03/19/19	280.00																			
CTS.01.80.00	CTS- Building Systems Start-up & Testing	44.00	01/17/19	03/19/19	280.00	CTS- Building Systems Start-up & Testing																						
No 13-Disp						1400.00	07/10/14 A	03/20/19	63.00																			
Construction YBM Station P-1255						1503.00	01/10/14 A	03/19/19	64.00																			
Preconstruction						15.00	01/16/18	02/05/18	4.00																			
Excavation & Support						537.00	04/25/16 A	07/31/18	147.00																			
Y.1.620	Open all Traffic- 4th Street	1.00	04/25/16 A	04/12/17	184.00	Open all Traffic- 4th Street																						
YBM.31.20.500	Install Level 6 Struts	15.00	05/23/16 A	01/05/17	266.00	Install Level 6 Struts																						
YBM.31.20.470	Excavate Station to Invert Level	10.00	11/07/16 A	01/12/17	266.00	Excavate Station to Invert Level																						
YBM.31.20.580	Excavate Headhouse to Invert Level	12.00	04/20/17	05/05/17	231.00	Excavate Headhouse to Invert Level																						
YBM.31.50.111	Remove Level 6 Struts (Station and Headhouse)	10.00	07/31/17	08/11/17	231.00	Remove Level 6 Struts (Station and Headhouse)																						
YBM.31.50.121	Remove Headhouse Level 4 Struts	10.00	10/10/17	10/23/17	214.00	Remove Headhouse Level 4 Struts																						
YBM.31.50.131	Remove Headhouse Level 2 Struts GL 05-08	5.00	01/05/18	01/11/18	214.00	Remove Headhouse Level 2 Struts GL 05-08																						
YBM.31.50.141	Remove Headhouse Level 2 Struts GL 08-11	5.00	02/05/18	02/09/18	203.00	Remove Headhouse Level 2 Struts GL 08-11																						
YBM.31.20.510	Demo Stair #4 opening/ Excavate to Stair #4 invert Level	10.00	04/17/18	04/30/18	140.00	Demo Stair #4 opening/ Excavate to Stair #4 invert Level																						
YBM.31.20.520	Backfill Stair #4 to Surface Level	10.00	07/18/18	07/31/18	160.00	Backfill Stair #4 to Surface Level																						
Concrete/Shotcrete						619.00	03/04/16 A	08/06/18	219.00																			
Mechanical						5.00	11/30/17	12/06/17	-44.00																			
Electrical						397.00	01/18/17	07/26/18	185.00																			
Electrical - Transportation						341.00	01/13/17	05/04/18	126.00																			
Conveyances						219.00	10/30/17	09/11/18	210.00																			
Startup & Testing						61.00	09/20/18	12/17/18	216.00																			
Y.4.545	YBM- Building Systems Start-up & Testing	61.00	09/20/18	12/17/18	216.00	YBM- Building Systems Start-up & Testing																						
No 13-Disp						1503.00	01/10/14 A	03/19/19	64.00																			
Construction STS P-1256						1507.50	02/24/14 A	05/31/19	11.50																			
Preconstruction						15.00	01/16/18	02/05/18	4.00																			
Site Work / Utility Relocation						102.00	08/01/16 A	04/13/17	116.00																			
Concrete/Shotcrete						70.00	04/14/17	07/24/17	93.00																			
Tunnel Concrete						349.00	04/18/16 A	07/31/18	135.00																			
Structural Steel						15.00	10/03/17	10/23/17	-99.00																			
Electrical						162.00	02/23/18	10/11/18	215.00																			
Electrical - Transportation						22.00	06/15/18	07/16/18	221.00																			
Trackwork						366.00	11/14/16 A	08/23/18	154.00																			
Track System Work						681.00	05/16/16 A	05/31/19	266.50																			
STS.34.42.2580	ATSC Systems- Factory Acceptance Test Complete	90.00	05/16/16 A	03/28/17	250.00	ATSC Systems- Factory Acceptance Test Complete																						
STS.34.42.2590	ATSC Systems- Hardware Equipment Procurement	120.00	03/29/17	09/15/17	250.00	ATSC Systems- Hardware Equipment Procurement																						
STS.34.42.2600	ATSC Systems- Deliver Hardware	119.00	09/18/17	03/08/18	250.00	ATSC Systems- Deliver Hardware																						
STS.34.42.2610	ATSC Systems- Installation, Software Testing	147.00	03/09/18	10/04/18	250.00	ATSC Systems- Installation, Software Testing																						
STS.34.42.2630	ATSC Systems- Substantial Completion	5.00	03/12/19	03/19/19	266.50	ATSC Systems- Substantial Completion																						
STS.34.42.2640	ATSC Systems- Final Acceptance	50.00	03/19/19	05/29/19	266.50	ATSC Systems- Final Acceptance																						
STS.34.42.2620	ATSC Systems- Rest of Allowance	2.00	05/29/19	05/31/19	266.50	ATSC Systems- Rest of Allowance																						
Startup & Testing						80.00	11/14/18	03/12/19	278.50																			
STS.34.42.425	Startup & Testing - Tunnel & ATSC Systems	80.00	11/14/18	03/12/19	278.50	Startup & Testing - Tunnel & ATSC Systems																						

Activity ID	Activity Name	Original Duration	Start	Finish	Total Float	2017				2018				2019				2020				2021			
						Q4	Q1	Q2	Q3	Q4	Q1	Q2	Q3	Q4	Q1	Q2	Q3	Q4	Q1	Q2	Q3	Q4	Q1	Q2	Q3
No 13-Disp		1488.00	02/24/14 A	03/19/19	64.00																				
Unallocated Contingency		115.00	03/19/19	08/29/19	-171.00																				

Appendix C

PROJECT SCOPE AND FUNDING OVERVIEW

Project Overview

The Central Subway Project will construct a modern, efficient light-rail line that will improve public transit in San Francisco. This new 1.7-mile extension of Muni's T Third Line will provide direct connections to major retail, sporting and cultural venues while efficiently transporting people to jobs, educational opportunities and other amenities throughout the city.

The Central Subway Project is Phase 2 of the San Francisco Municipal Transportation Agency's (SFMTA) Third Street Light Rail Transit Project. Phase 1 of the project constructed a 5.1-mile light-rail line along the densely populated 3rd Street corridor. It began revenue service in April 2007, restoring light-rail service to a high transit-ridership area of San Francisco for the first time in 50 years.

The Central Subway Project will extend the T Third Line from the 4th Street Caltrain Station to Chinatown, providing a direct, rapid transit link from the Bayshore and Mission Bay areas to SoMa, Union Square and downtown.

Four new stations will be built along the 1.7-mile project alignment—an above-ground station at 4th and Brannan streets and three underground stations at Moscone Center, Union Square and Chinatown.

The Central Subway will run through the burgeoning technology and digital-media hub in SoMa, where dozens of companies have taken up residence along the 4th Street corridor. Increased



Project Overview - continued

transit options will attract new employers – the Central Subway makes travel more convenient throughout the corridor and improves connections to downtown, local and regional rail and the Muni bus system.

The Central Subway Project will contribute to San Francisco’s economic competitiveness and help secure the city’s status of a regional, national and global hub. It will provide a pollution-free transit option that will reduce the environmental impact of transportation in the city, save natural resources, reduce traffic congestion and improve public transit for thousands of San Franciscans.

Funding Overview

The Central Subway Project is funded by the federal government, the State of California, the Metropolitan Transportation Commission, the San Francisco County Transportation Authority (SFCTA) and the City and County of San Francisco.

The majority of funding for the Central Subway Project is expected to be provided by the Federal Transit Administration’s (FTA) New Starts program, with a total commitment over the life of the project of \$942.2 million. To date, \$41 million in Department of Transportation Congestion Mitigation and Air Quality Improvement Program funds have been committed and expended.

With the addition in the December 2013 MPR of work to relocate the retrieval site for two tunnel boring machines (TBMs), the SFMTA’s baseline budget for the Central Subway Project is \$1.588 billion. In total, about half of the Third Street Light Rail Transit Project’s funding is from federal sources, with the remaining half from state and local sources. This is in line with the expectations of the FTA for New Starts-financed programs.

The table below summarizes the local, state and federal fund sources for both phases of the T Third Line including with the addition of the retrieval shaft to the Phase 2 totals.

	T Third (Phase 1)	Central Subway (Phase 2 + Retrieval Shaft Relocation)	Total (Phase 1 + Phase 2 + Retrieval Shaft Relocation)	Percentage of Total
Federal	\$123.380	\$983.225	\$1,106.605	49.5%
State	\$160.700	\$471.100	\$631.800	28.2%
Local	\$364.380	\$133.675	\$498.055	22.3%
Total	\$648.460	\$1,588.000	\$2,236.460	100.0%

All amounts in millions of dollars

The six charts that follow summarize use of fund sources by phase and with the addition of the retrieval shaft relocation additional budget and funding:

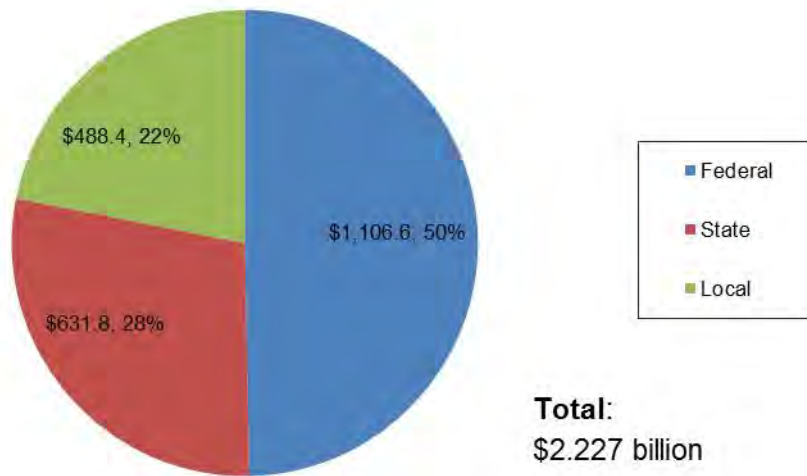
- Phase 1 + Phase 2 of the T Third Line federal, state and local funding percentages previous to the addition of the retrieval shaft relocation budget and funding in December 2013.

Funding Overview - continued

- Phase 2 Central Subway Project only total funding source percentages previous to the addition of the retrieval shaft relocation budget and funding.
- Phase 2 Central Subway Project only detail of the six State and Local funding sources previous to the addition of the retrieval shaft relocation.
- The next three charts that follow are the above three data sets above with the retrieval shaft relocation budget and funding added to the overall presentation.

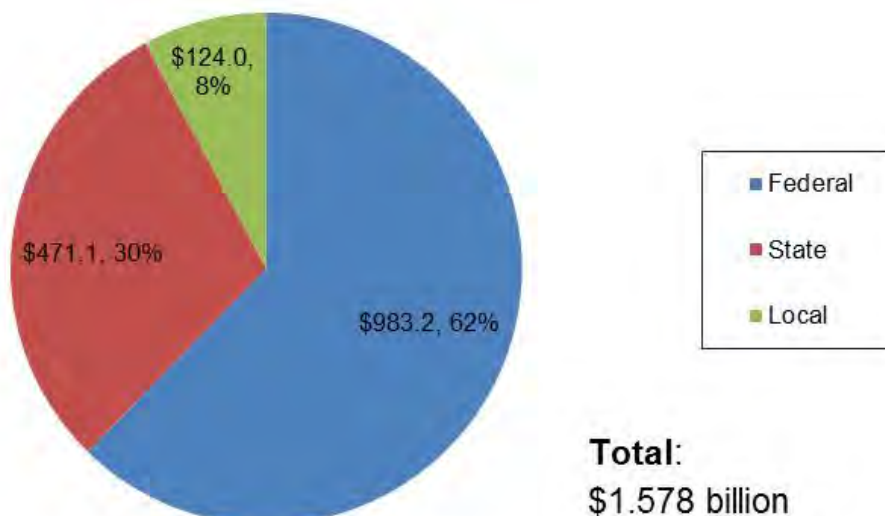
Third Street Light Rail Transit Project Funding

Phase 1 + Phase 2
(\$ in millions)



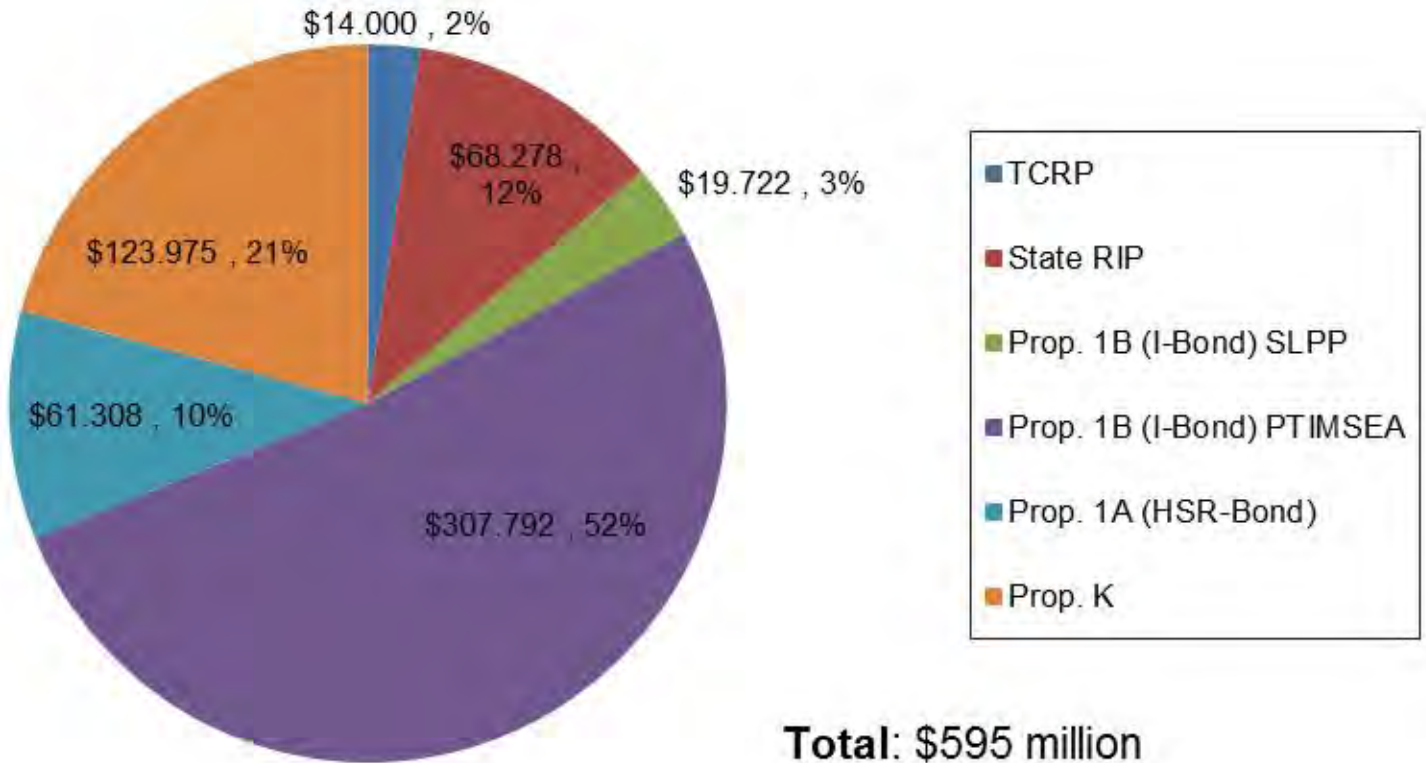
Central Subway Project Funding

Phase 2
(\$ in millions)



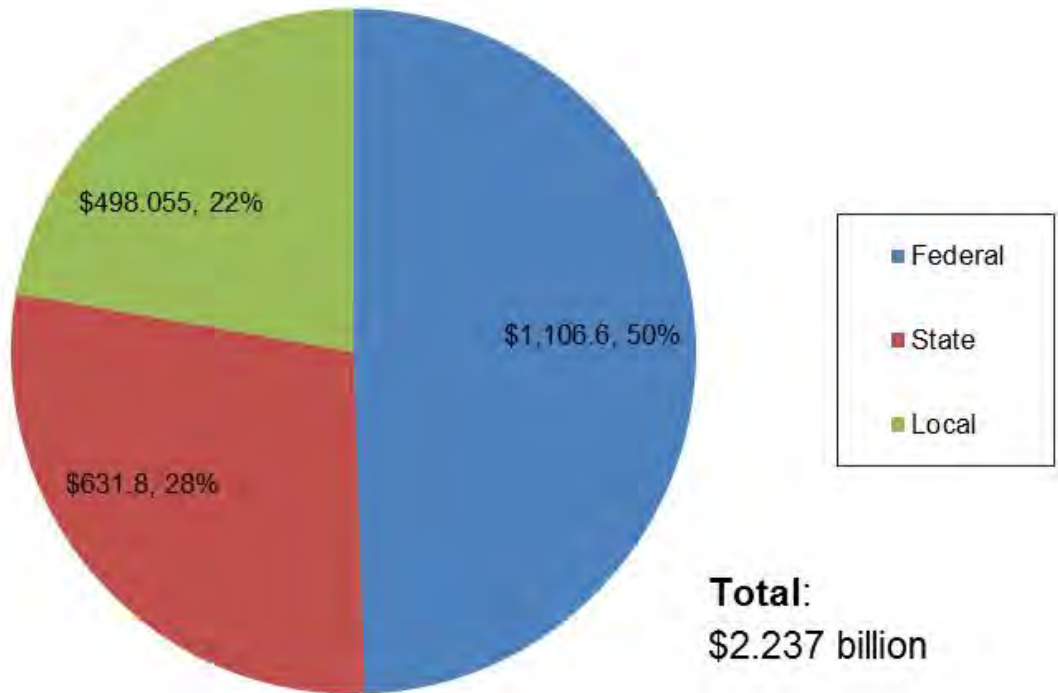
State and Local Funding

Phase 2
(\$ in millions)



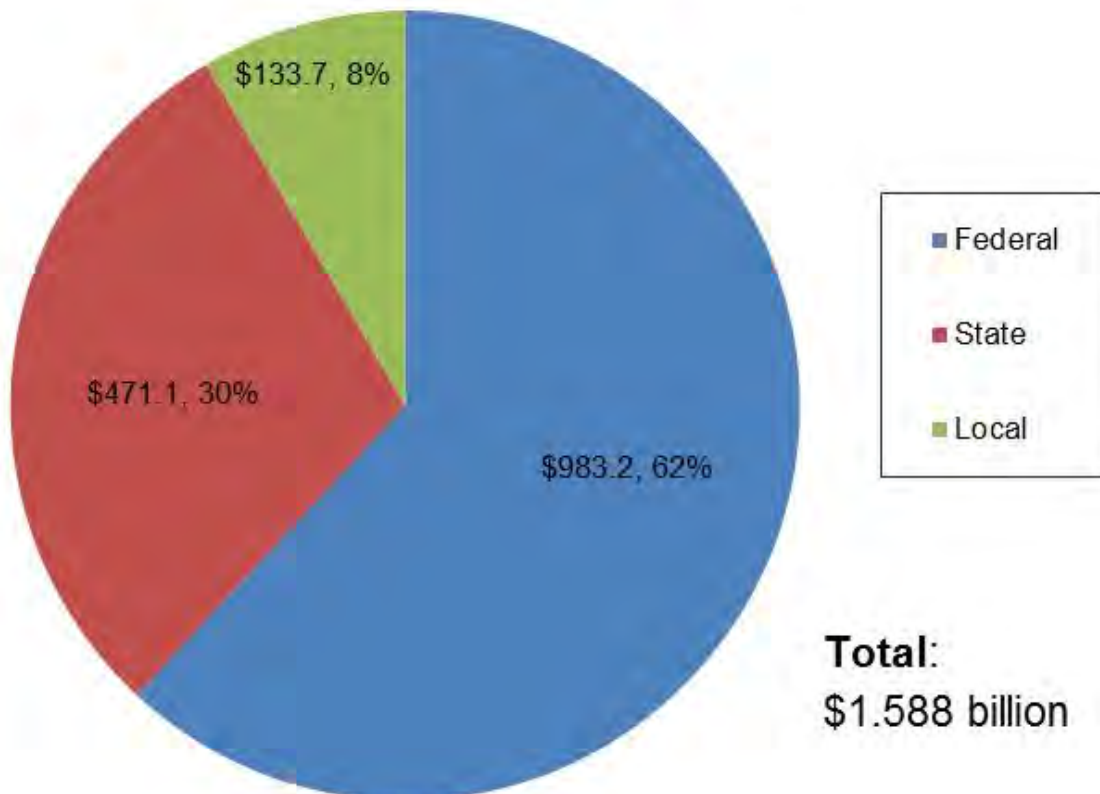
Third Street Light Rail Transit Project Funding

Phase 1 + Phase 2 + Retrieval Shaft Relocation
(\$ in millions)

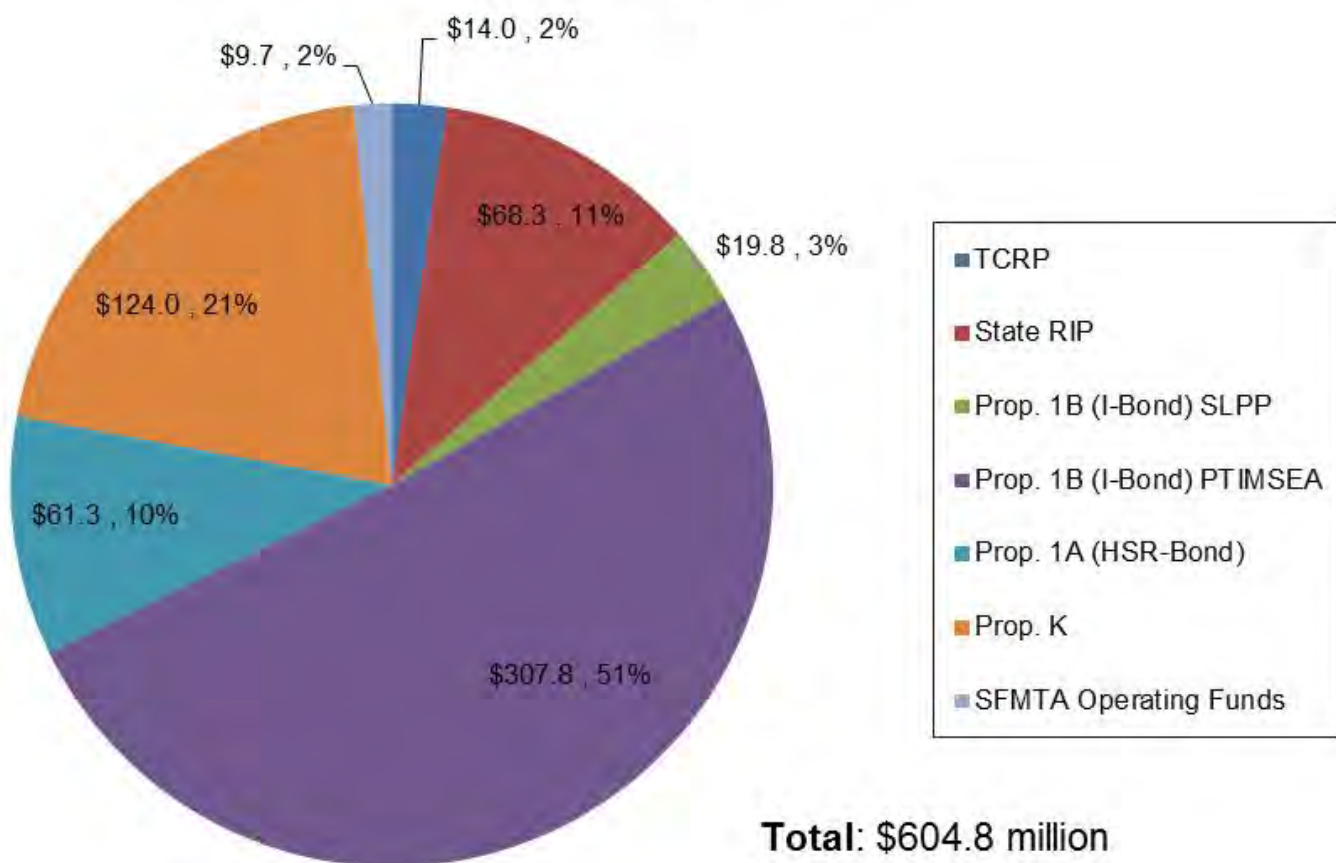


Central Subway Project Funding

Phase 2 + Retrieval Shaft Relocation
(\$ in millions)



State and Local Funding Phase 2 + Retrieval Shaft Relocation (\$ in millions)



Appendix D

COMPLETED CONTRACTS

Moscone Station and Portal Utility Relocation

Contract 1250

Contractor: Synergy Project Management, Inc.

Budget/Expenditures

Category	Amount
Original Budget	\$11,227,316
Expenditures Final	\$11,968,150
Utility Reimbursements	(\$2,275,419)
Final Program Cost	\$9,692,731
Budget Impact (Underrun)	(\$1,534,585)

Contract Details

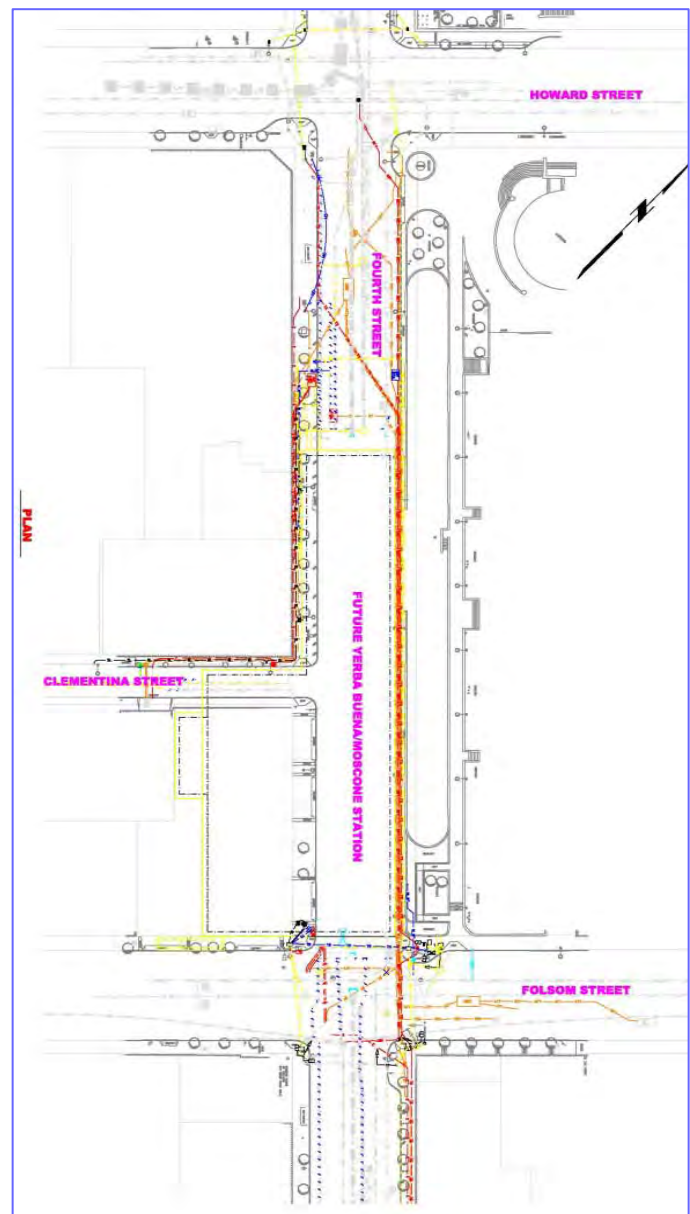
Contract Awarded:	November 17, 2009
Notice to Proceed:	January 4, 2010
Substantial Completion:	June 23, 2011
Contract Award Value:	\$ 9,273,939
Modifications Final :	\$ 2,694,211
Final Contract Value:	\$11,968,150

Status

- Work complete
- Project closeout administration and documentation
- Final Completion Date: June 23, 2011

Description

This project relocates utilities within the footprint of the proposed Yerba Buena/Moscone Station and the 4th Street Portal where the tunnel boring machines will descend underground. Also included is installation of building protections and monitoring of buildings adjacent to utility trenches.



Union Square/Market Street Station Utility Relocation

Contract 1251

Contractor: Synergy Project Management, Inc.

Budget/Expenditures

Category	Amount
Original Budget	\$22,199,847
Expenditures Final	\$20,794,581
Utility Reimbursements	(7,413,510)
Final Program Costs	\$13,176,169
Budget Impact (Underrun)	(\$9,023,678)

Contract Details

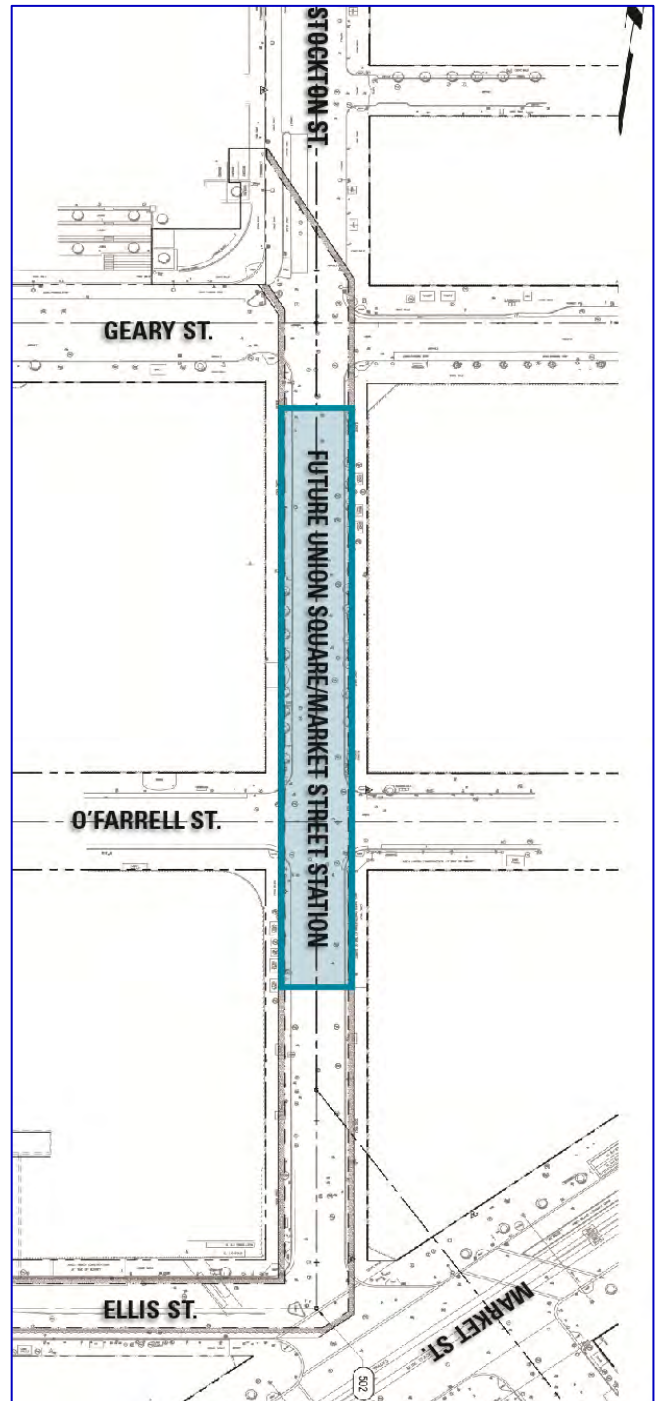
Contract Awarded:	December 7, 2010
Notice to Proceed:	January 12, 2011
Substantial Completion:	August 16, 2012
Contract Award Value:	\$16,832,550
Modifications Final:	\$3,962,031
Final Contract Value:	\$20,794,581

Status

- Final completion date October 15, 2012.
- Completed punch list work
- Project Final Acceptance by the SFMTA Board of Directors

Description

This project relocates utilities for the Union Square/Market Street Station and temporarily reroutes existing trolley coach lines around the construction.



Central Subway Pagoda Palace Demolition

Contract 1277 Contractor: MH Construction

Work Description

Demolish and clear the former Pagoda Theater for use the site to recover the tunnel boring machines when tunnels are completed in 2015. Locate and supply contractor facilities and installations. Obtain permits and approvals and coordinate work with City agencies and utility companies. Furnish and install signs and distribute notices to the local community prior to commencing with construction, cleanup and remove of debris from the site.

- Work was substantially completed Sept. 24, 2013.
- Administrative closeout in progress.
- Completed administrative closeout in June 2016.

Budget/Expenditures	
Category	Amount
Current Budget	\$648,976
Expenditures to Date	\$648,976

Contract Details	
Contract Awarded:	June 12, 2013
Notice to Proceed:	July 15, 2013
Substantial Completion:	Sept. 24, 2013
Contract Award Value:	\$498,995
Modifications to Date:	\$149,981
Current Contract Value:	\$648,976



Central Subway Tunneling

Contract 1252 Contractor: Barnard Impregilo Healy Joint Venture

Description of Work

1.5-mile twin bore tunnels from Hwy I-80 to North Beach using two tunnel boring machines (TBMs). Contractor procurement and installation of the TBMs; construction of the TBM launch box and retrieval shaft excavation support; Yerba Buena/Moscone Station and Union Square/Market Street Station end walls; tunnel excavation and installation of precast segmental lining, the 4th Street portal transition to the surface and cross passages. Throughout, settlement monitoring and protection of existing utilities, buildings and BART tunnels.

Status

- Final Completion Date: May 15, 2015
- Administrative closeout in progress

Budget/Expenditures	
Category	Amount
Current Budget	\$235,913,500
Other Project Budget	\$5,150,000
Other Offset Credits	\$1,291,078
Expenditures to Date	\$233,793,900

Contract Details	
Contract Awarded:	June 28, 2011
Notice to Proceed 1:	January 27, 2012
Notice to Proceed 2:	March 14, 2012
Partial NTP 3:	April 12, 2012
Notice to Proceed 3:	October 15, 2012
Substantial Completion:	April 13, 2015
Contract Award Value:	\$233,584,015
Modifications to Date:	\$7,935,848
Current Contract Value:	\$241,519,863



Appendix E

SBE PARTICIPATION

Quarterly Report

Current Report: July 2016 – September 2016

PROGRAM SUPPORT CONTRACTS – SBE PARTICIPATION

Appendix E presents the Central Subway Program Small Business Enterprise or SBE goals and the actual SBE participation achieved to date – as of September 30, 2016.¹

CS Program SBE Summary Table for Professional Services and Construction Contracts

The summary compares the dollar value of the Base Contracts, the SBE Contract Goals, the percent and dollar value expended to date and the SBE actual participation to date.

Appendix E - Monthly Progress Report - Reported Quarterly in 2016

CS Program SBE Summary Table for Professional Services and Construction Contracts

Contract No.	Contractor	Services/Segment	A	B	C	D	E	F	G	
			Contract Amount	SFMTA SBE Contract Goal	Contract Expenditure to Date (Est.)	SBE Actual to Date	SBE Contract \$ = A * B	SBE Amount to Date = C * D	Contractor's SBE Goal (in Bid)	
A Project Professional Services Contracts			<i>millions</i>		<i>millions</i>		<i>millions</i>		<i>millions</i>	
1	149	CS Partnership	Project Management	\$85.14	30%	\$55.46	35%	\$25.54	\$19.63	31.4%
2	156	Hill International	Project Controls Task 1	\$17.11	26%	\$9.41	29%	\$4.45	\$2.73	26.0%
3	155-1	PB Telemon	Tunnels Design	\$7.94	30%	\$7.80	30%	\$2.38	\$2.32	31.6%
4	155-2	CS Design Group	Stations Design	\$36.52	30%	\$32.84	42%	\$10.96	\$13.84	36.4%
5	155-3	HNTB, Inc.- B&C	Systems, Track & Surface Station Design	\$17.23	30%	\$25.50	28%	\$5.17	\$7.14	30.0%
Subtotal Professional Services				\$163.94		\$131.01		\$48.50	\$45.66	
B Project Construction Contracts			<i>millions</i>		<i>millions</i>		<i>millions</i>		<i>millions</i>	
1	1250	Synergy Inc	Utility Relocation 1	\$11.97	20%	\$11.97	97.2%	\$2.39	\$11.63	96.4%
2	1251	Synergy Inc	Utility Relocation 2	\$20.79	20%	\$20.79	87.4%	\$4.16	\$18.18	94.9%
3	1252	BIH	Tunnels and Portal - in Construction	\$241.29	6%	234.88	97.1%	\$14.48	\$228.12	6.1%
4	1277	MH Construction	Pagoda Demolition	\$0.65	100%	\$0.65	100.0%	\$0.65	\$0.65	100.0%
5	1300	Tutor-Perini	Stations/Track/Systems - in Construction	842.94	20%	\$422.76	50.1%	\$168.59	\$211.87	25.5%
Subtotal Construction Contracts				\$1,117.64		\$691.06		\$190.27	\$470.45	
Contract	Contractor	Services/Segment	Base Contract	SFMTA Goal	Expenditures	SBE Actual	= A * B	= C * D	Bid Goal	
			A	B	C	D	E	F	G	

SBE Summary Table Notes and Sources:

- a) Column A is the base contract amount awarded. Column B is the Agency SBE goal percent for each contract awarded.

The SFMTA SBE Contract Goals are also on the Central Subway web site under the listing of on-going contracts – see “**Closed and Awarded Contracts**” at this link: <http://centralsubwaysf.com/content/closed-and-awarded-contracts>

- b) Column C shows each contract’s current amount expended to date (estimated) including accruals. Column D is the actual SBE percent level of each contract based on payments to date. Column E is the expected SBE dollar amount when the contract amount is completed and the SFMTA SBE goal achieved using this calculation: Columns A * B = Column E, the SBE Expected \$ Amount. Column F is the actual SBE dollar amount out of the total contract expenditure to date: Columns C * D = Column F, the SBE Expended \$ Amount. The source of the SBE Actual percent to date and dollar amounts are Progress Payment

¹ An SBE is a for-profit, small business concern with a three (3) year average gross revenue not exceeding \$14 million or \$12 million, depending on the scope of work to be performed, that is certified under any of the following programs: the State of California’s Small Business Program with the Department of General Services (“State Program”), the City and County of San Francisco’s LBE Program (“City Program”), or the California Unified Certification Program (“Federal DBE program”).

Applications and Contractor's monthly submittals that may include the current estimated accruals. The BIH SBE percent is from the contractor's progress payment #39, Form 6.

- c) Column G, the Contractor's SBE Goal in the submitted bid, is background information that is not calculated in the table. The table source of the Contractor's SBE Goals is from the SFMTA Contract Compliance Office. A Contractor's SBE goal in the bid is one source used by SFMTA Contract Compliance to assess and propose the Agency's SBE goal for a contract.
- d) The three constructions contracts shown in **bold type, 1250, 1251 and 1277**, with gray background, are completed contracts. Little to no changes will be shown in future reports.
- e) The SBE Hill International Actual to Date SBE participation is 29.1% for the overall SFMTA contract. The Hill International data is for the Central Subway Task 1 portion of the Hill International contract to provide SFMTA Project Controls services and systems.
- f) The SBE SFMTA goal for Contract 1300 Tutor-Perini is 20% SBE with a provision of 50% for trucking.

The 1300 Tutor-Perini SBE percent Actual is based on the SBE data provided in Progress Payment #33, September 2016, SFMTA SBE FORM No. 6.

- g) The SBE SFMTA goal for Contract 1277 MH Construction was based on an SBE set-aside.

SBE Participation Details

The two tables that follow present the Central Subway's professional services and construction contract amounts, expenditures and SBE levels with additional details.

Active Professional Services Contracts - SBE Participation Details

		As of:	9/30/2016
Contract:	Project Management and Construction management		
Contract No.	CS-149 Central Subway Partnership*		
Status:	On-going		
	Base Contract Value		\$85,139,092
	Approved Change Orders		-0-
	Current Contract Value		\$85,139,092
	Expended to Date (est.)		\$58,209,372
	% Expended		68.4%
	SBE Participation		35.4%
Contract:	Project Controls Cost and Schedule Support		
Contract No.	CS 156 Hill International Task 1*		
Status:	On-going		
	Base Contract Value		\$17,112,873
	Approved Change Orders		-0-
	Current Contract Value		\$17,112,873
	Expended to Date (est.)		\$9,413,265
	% Expended		55.0%
	SBE Participation		29.1%
Contract:	Design Package 1 for CNs 1250, 1251 and 1252 Tunnels		
Contract No.	CS-155-1 PB / Telemon*		
Status:	Design is completed. Construction support ongoing		
	Base Contract Value		\$5,795,000
	Approved Change Orders (7)		\$2,145,159
	Current Contract Value		\$7,940,159
	Expended to Date (est.)		\$7,845,082
	% Expended		98.8%
	SBE Participation		29.7%
Contract:	Design Package 2 for 1253 UMS, 1254 CTS, 1255 YBM Stations.		
Contract No.	CS-155-2 Central Subway Design Group*		
Status:	Design is completed. Construction support ongoing		
	Base Contract Value		\$35,059,252
	Approved Change Orders (1)		\$1,460,360
	Current Contract Value		\$36,519,612
	Expended to Date (est.)		\$33,587,747
	% Expended		92.0%
	SBE Participation		41.1%
Contract:	DP 3 Systems, Track work, Surface station.		
Contract No.	CS-155-3 HNTB-B&C*		
Status:	Design is completed. Construction support ongoing		
	Base Contract Value		\$16,822,238
	Approved Change Orders (5)		\$312,814
	Current Contract Value		\$17,232,252
	Expended to Date (est.)		\$25,495,246
	% Expended		148.0%
	SBE Participation		27.4%

* denote accrual

Active and Completed Construction Contracts - SBE Participation Details

Data as of: 9/30/2016

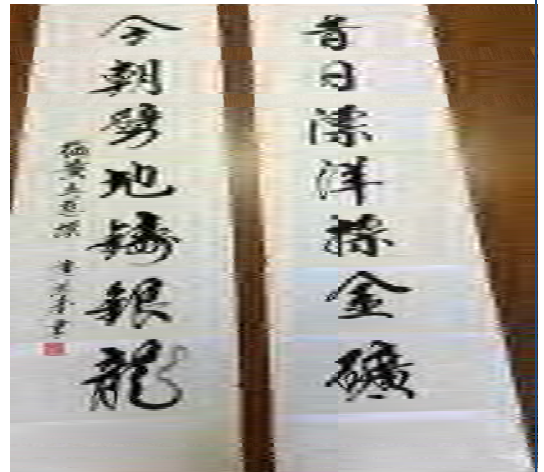
Contract:	Synergy Inc Utility Relocation 1 YBM & Launch Box	
Contract No.	1250	
Status:	Contract is completed and closed out	
	Base Contract Value	\$9,273,939
	Approved Change Orders	\$2,694,211
	Final Contract Value	\$11,968,150
	% Expended	100%
	SBE SFMTA Goal	20%
	SBE Participation To Date	97.2%
Contract:	Synergy Inc Utility Relocation 2 UMS	
Contract No.	1251	
Status:	Contract is completed and closed out	
	Base Contract Value	\$16,832,550
	Approved Change Orders	3,962,031
	Final Contract Value	\$20,794,581
	% Expended	100%
	SBE SFMTA Goal	20.0%
	SBE Participation To Date	87.4%
Contract:	Pagoda Palace Demolition / MH Construction	
Contract No.	1277	
Status:	Contract is completed and closed out	
	Base Contract Value	\$498,995
	Approved Change Orders	\$149,981
	Current Contract Value	\$648,976
	Expended to Date (est.)	\$648,976
	% Expended	100.00%
	SBE SFMTA Goal	100.0%
	SBE Participation To Date	100.0%
Contract:	Tunnels Barnard/Impregilo/Haley	
Contract No.	1252	
Status:	Construction is underway and ongoing	
	Base Contract Value	\$233,584,015
	Approved Change Orders	\$8,255,506
	Current Contract Value	\$241,839,521
	Expended to Date (est.)	\$234,881,397
	% Expended	97.1%
	SBE SFMTA Goal	6.0%
	SBE Participation To Date	5.8%
Contract:	Stations and Systems / Tutor Perini	
Contract No.	1300	
Status:	Construction is underway and ongoing	
	Base Contract Value	\$839,676,400
	Approved Change Orders	\$3,880,648
	Current Contract Value	\$843,557,048
	Expended to Date (est.)	\$422,761,935
	% Expended	50.1%
	SBE SFMTA Goal	20.0%
	SBE Participation To Date	18.2%

Photos on the next page:

In April 2016, the Central Subway Project and their partners at the Chinatown Community Development Center began a search for a couplet, a form of Chinese poetry with two lines of verse that have a joined meaning and follow a list of exacting rules, to be turned into art that will adorn the entryway of the Chinatown Plaza at the Chinatown Station.

central subway

Central Subway Project Office
821 Howard Street
San Francisco, CA 94103
Phone: 415.701.4371
Fax: 415.701.5222
Email: central.subway@sfmta.com



www.centralsubwaysf.com



www.twitter.com/central_subway



www.facebook.com/centralsubway



www.centralsubwayblog.com



www.youtube.com/municentralsubwaysf



www.flickr.com/municentralsubway



This document is published by the SFMTA and the City and County of San Francisco as a service to individuals and agencies interested in the Central Subway Project. Funding for the Central Subway is made possible through funds provided by the Federal Transit Administration, the State of California, the Metropolitan Transportation Commission and the San Francisco County Transportation Authority.



SFMTA
Municipal
Transportation
Agency

