



# Slow Streets Evaluation Survey Summary Findings

## Lyon Slow Street

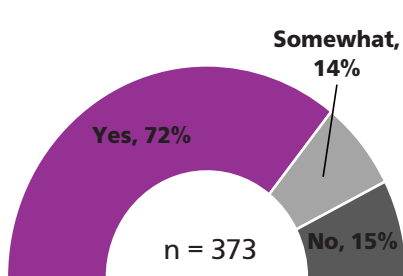
between Turk Boulevard and Haight Street

Date surveyed: December 2021

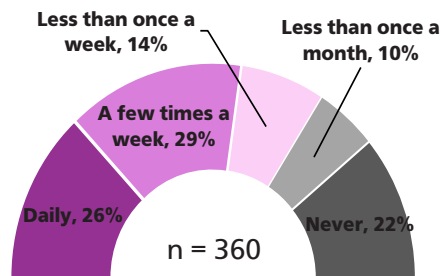
### Number of Responses: 418

% Respondents that live on the street:	23%
% Respondents that live on a street that intersects with the street:	45%
% Respondents that live elsewhere in the neighborhood:	22%
% Respondents that don't live in the neighborhood but travel through or visit often:	8%
% Respondents that don't live in the neighborhood and don't travel through or visit often:	1%
% Other:	1%

### Findings:

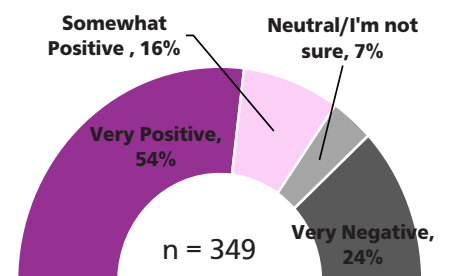


Overall, are you in support of the Slow Streets Program?

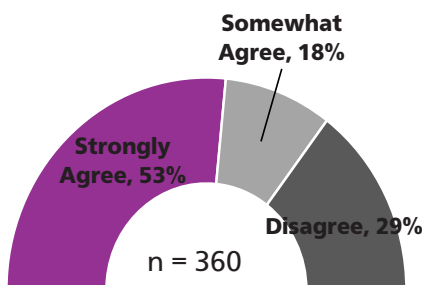


How often do you typically use the Slow Street for the following: essential travel by walk/bike, exercise, or recreation?

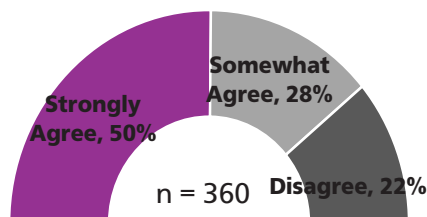
*Most used activity:  
Essential Travel by walk/bike*



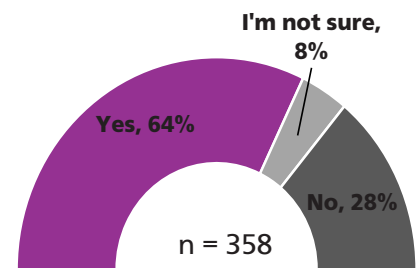
How would you rate your experience using the Slow Street?



"In terms of street traffic, the street is currently safer than before it became a slow street."



"I've noticed less traffic and fewer speeding cars since the street was designated as a Slow Street."



Would you be interested in the Slow Street becoming permanent?

*Residents of the street (n = 85):  
Yes: 76% | I'm not sure: 11% | No: 13%*

## SFMTA.com/SlowStreets

**311 Free language assistance** / 免費語言協助 / Ayuda gratis con el idioma / Бесплатная помощь переводчиков / Trợ giúp Thông dịch Miễn phí / Assistance linguistique gratuite / 無料の言語支援 / 무료 언어 지원 / Libreng tulong para sa wikang Filipino / การช่วยเหลือทางด้านภาษาโดยไม่เสียค่าใช้จ่าย / خط المساعدة المجاني على الرقم