

**ABBREVIATION:**

**UTILITIES**  
W WATER DEPARTMENT  
AWS AUXILIARY WATER SUPPLY SYSTEM  
BLP BUREAU OF LIGHT, HEAT & POWER  
C TCI CABLE  
DOE DEPARTMENT OF ELECTRICITY  
E PG & E ELECTRICITY  
G PG & E GAS  
ST PG & E STEAM  
HH HETCH HETCHY WATER & POWER  
T PACIFIC BELL TELEPHONE  
TH SAN FRANCISCO THERMAL  
MC MCI METRO (TELEGRAPH)  
TS DEPARTMENT OF PARKING & TRAFFIC (TRAFFIC SIGNAL)

**PIPE**

CI/CIP CAST IRON/CAST IRON PIPE/CAST-IN-PLACE  
CP CONCRETE PIPE  
C COPPER PIPE  
DIP DUCTILE IRON PIPE  
G/Galv GALVANIZED PIPE/GALVANIZED  
GSP GALVANIZED STEEL PIPE  
IP IRON PIPE  
ISP IRON STONE PIPE  
P PIPE  
PP PLASTIC PIPE  
RCP REINFORCED CONCRETE PIPE  
SP STEEL PIPE  
TP TRANSITE PIPE  
VCP VITRIFIED CLAY PIPE  
WIP WROUGHT IRON PIPE

**CONDUIT**

C CONDUIT  
CC CABLE CONDUIT  
DBC DIRECT BURIAL CONDUIT  
FC FIBER CONDUIT  
FCC FIBER CEMENT CONDUIT  
PC PLASTIC CONDUIT  
SC SOAPSTONE CONDUIT  
TC TILE CONDUIT  
WC WOOD CONDUIT

**DUCT**

CD CONCRETE DUCT  
CWD CREOSOTED WOOD DUCT  
D DUCT  
PD PAPER PIPE DUCT  
TD TRANSITE DUCT  
TK TRANSITE KORDUCT  
VCD VITRIFIED CLAY DUCT

**GENERAL**

Abn ABANDONED  
AC ASPHALT CONCRETE  
ACB ASPHALT CONCRETE BASE  
AV AIR VALVE  
Ave AVENUE  
Bldg BUILDING  
Blvd BOULEVARD  
BO BLOW OFF  
BR BRICK LINED  
BV BUTTERFLY VALVE  
C-C CENTER TO CENTER  
CONN CONNECT  
CV CHECK VALVE  
Dia DIAMETER  
DISCONN DISCONNECT  
Elev ELEVATION  
FA FIRE ALARM  
FL FLOW LINE  
FW FIRE CISTERN  
GV GATE VALVE  
HP/FH HIGH PRESSURE HYDRANT/FIRE HYDRANT  
HYD HYDRANT  
IA INACTIVE  
ID INSIDE DIAMETER  
Irr IRRIGATION  
OD OUTSIDE DIAMETER  
PL PLATE  
P/L PROPERTY LINE  
RN RENEW  
RT RETAP  
RM REMOVE METER  
SC STOP COCK  
SERV SERVICE  
TGV TAPPING GATE VALVE  
TS TRAFFIC SIGNAL  
UK UNKNOWN

**LEGEND:**

○ HYDRANT  
○ MANHOLE  
□ PULL BOX, JUNCTION BOX OR SPLICE BOX OR CABLE BOX  
□ VAULT  
— S-18"VCP (SEWER - 18" VITRIFIED CLAY PIPE)  
— T-4D-3"FC (TELEPHONE - FOUR DUCTS - 3" FIBER CONDUIT)  
--- EXISTING ABANDONED UTILITY  
--- MAIN TO BE ABANDONED IN THIS CONTRACT  
● GATE VALVE  
○ EXISTING GATE VALVE  
(⊖) DIVIDING GATE VALVE  
| EXISTING AIR VALVE  
=== (N) PIPE WITH SPECIAL JOINT WRAP  
◀ (N) REDUCER


**GENERAL NOTES**

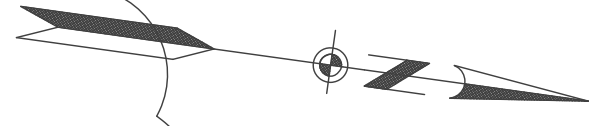
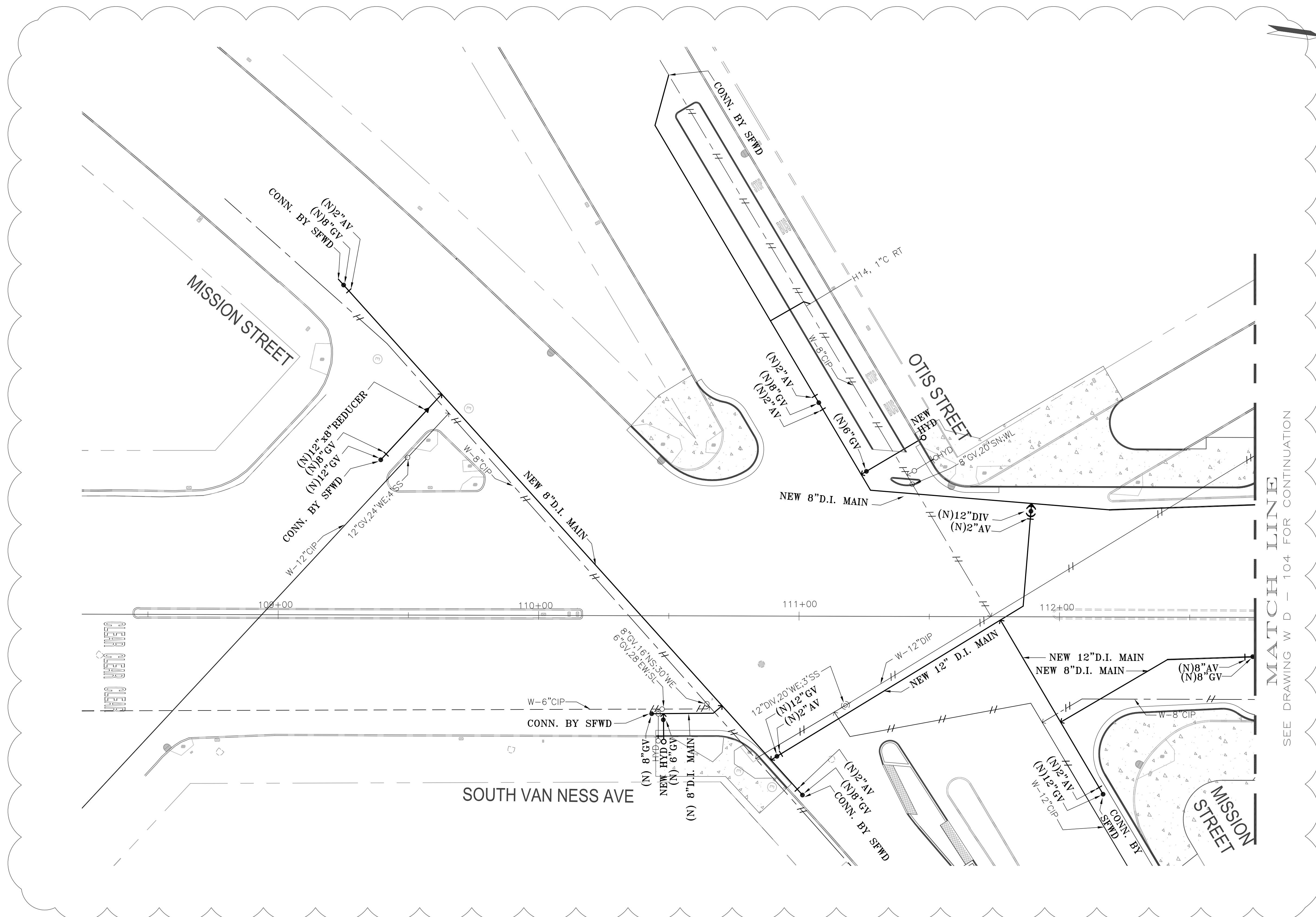
- FOR 3" AND LARGER PIPES, HEAVY LINES AND SYMBOLS INDICATE WORK TO BE DONE BY CONTRACTOR. LIGHT LINES AND SYMBOLS INDICATE EXISTING MAINS.
- PIPES LESS THAN 3" IN DIAMETER (SERVICE PIPES) ARE SHOWN IN LIGHT LINES, SIZES SHOWN ARE FOR EXISTING TAP SIZES. FOR ADDITIONAL INFORMATION, REFER TO THE SERVICE LIST IN THE TECHNICAL SPECIFICATIONS.
- THE LOCATION AND GENERAL ARRANGEMENT OF UNDERGROUND UTILITIES, UNDERGROUND STRUCTURES, PIPE LINES WITH FITTINGS, VALVES AND APPURTENANCES, WHERE SHOWN, ARE DIAGRAMMATIC.
- INFORMATION AS TO UNDERGROUND AND/OR OTHER CONDITIONS AS INDICATED BY ADJUSTMENTS IN PIPE ALIGNMENT, OR OBSTRUCTION SHOWN ON THE PLANS AND/OR SPECIFICATIONS HAS BEEN OBTAINED WITH REASONABLE CARE BASED ON INFORMATION OBTAINED FROM AVAILABLE RECORDS OF THE OWNERS OF THE UTILITIES AND HAS BEEN RECORDED IN GOOD FAITH.
- THERE IS NO EXPRESSED OR IMPLIED AGREEMENT THAT THE WATER DEPARTMENT AND THE OWNERS OF UTILITIES MAKE ANY REPRESENTATION AS TO THE COMPLETENESS OR ACCURACY OF SAID INFORMATION OF UTILITY FACILITIES THAT MAY HAVE BEEN PLACED OR INDICATED HERE ON.
- THE PROPOSED LOCATION WITHIN THE STREET OR SIDEWALK AREA FOR FACILITIES TO BE CONSTRUCTED UNDER THIS CONTRACT, AS SHOWN ON THE PLANS, IS APPROXIMATE ONLY. THE CONTRACTOR SHALL DIG TEST HOLES TO DETERMINE THE EXACT LOCATION OF THE WORK WITHIN THE STREET OR SIDEWALK AREA. CHANGES IN THE ALIGNMENT OF ANY PORTION OF THIS WORK WHICH MAY RESULT IN DIFFERENT CONSTRUCTION METHODS OR DIFFERENT CONDITIONS, SUCH AS REQUIRING HAND DIGGING FOR PORTIONS OF THE WORK, WILL NOT BE SUBJECT TO CLAIM FOR ANY EXTRA PAYMENT.
- WATER MAINS THAT WILL BE ABANDONED OR REMOVED MUST COMPLY WITH CALTRANS' ENCROACHMENT PERMIT MANUAL SECTION 600. FILLING ABANDONED PIPES WITH SAND, TWO-SACK SLURRY CEMENT, OR CONTROLLED LOW STRENGTH MATERIAL (SEE CALTRANS APPENDIX H) MAY BE REQUIRED TO PROTECT THE HIGHWAY WHEN PIPES ARE ABANDONED IN PLACE. THIS REQUIREMENT IS MANDATORY FOR WATER MAINS 12-INCHES OR LARGER.
- A CLASS "A" CALIFORNIA CONTRACTOR LICENSE IS REQUIRED TO BID. FURTHERMORE, EACH LISTED SUBCONTRACTOR MUST POSSESS APPROPRIATE ACTIVE LICENSES FOR WORK EACH SUBCONTRACTOR WILL BE PERFORMING.
- NEW SERVICES TO BE INSTALLED AND EXISTING SERVICES TO BE ABANDONED MUST BE REQUESTED AT SFPUC CUSTOMER SERVICE BUREAU A MINIMUM OF 6 MONTHS OF SUCH WORK TO BE PERFORMED.
- ANY PART OF A JOINT IN A WATER MAIN WITHIN 4' DISTANCE FROM THE OUTER FACE OF SEWER MAINS AND MANHOLES SHALL HAVE SPECIAL JOINT WRAPPING APPLIED AROUND THE ENTIRE JOINT. WRAPPING SHALL CONSIST OF AQUA SHIELD HEAT SHRINK SLEEVE AND AQUA SHIELD FILLER BY CANUSA OR EQUAL BY OTHER MANUFACTURER, APPLIED PER MANUFACTURER'S INSTRUCTIONS.
- COORDINATE WITH LANDSCAPE IRRIGATION DRAWINGS AND WITH CITY INSPECTOR IN THE FIELD FOR LOCATION OF NEW SERVICES AND METER BOXES TO BE INSTALLED.



**REFERENCES**  
GATE BOOK PAGES, PLANS, SURVEY NOTES, ETC. USED

Gate Book Pages:  
19, 20, 25, 26  
31 & 110  
A-605

NO.	DATE	DESCRIPTION	BY	APPROVED
<b>REVISIONS</b> CAUTION: CHECK WITH TRACING TO SEE IF YOU HAVE LATEST REVISION				
MTA CONTRACT NO. 1289				
 <b>CITY AND COUNTY OF SAN FRANCISCO</b> <b>PUBLIC UTILITIES COMMISSION</b> <b>SAN FRANCISCO WATER DEPARTMENT</b>				
VAN NESS CORRIDOR TRANSIT IMPROVEMENT PROJECT GENERAL NOTES & LEGENDS FOR WATER WORK				
SECTION ENGINEER	PROJECT ENGINEER	DR.	P.L./G.C.	DATE
<i>Sam Young</i>	<i>Doug Lee</i>			NOV 2015
APPROVED	CHK	SCALE	AS SHOWN	REVISION NO.
<i>Kenn L. Miller</i>	J. LUM			0
MANAGER, CITY DISTRIBUTION DIVISION		WD - 102		



MATCH LINE  
SEE DRAWING W D - 104 FOR CONTINUATION



NO.	DATE	REVISION 1	DESCRIPTION	BY	APPROVED
	AUG 2016	REVISION 1		JL	TN

CAUTION: CHECK WITH TRACING TO SEE IF YOU HAVE LATEST REVISION

MTA CONTRACT NO. 1289

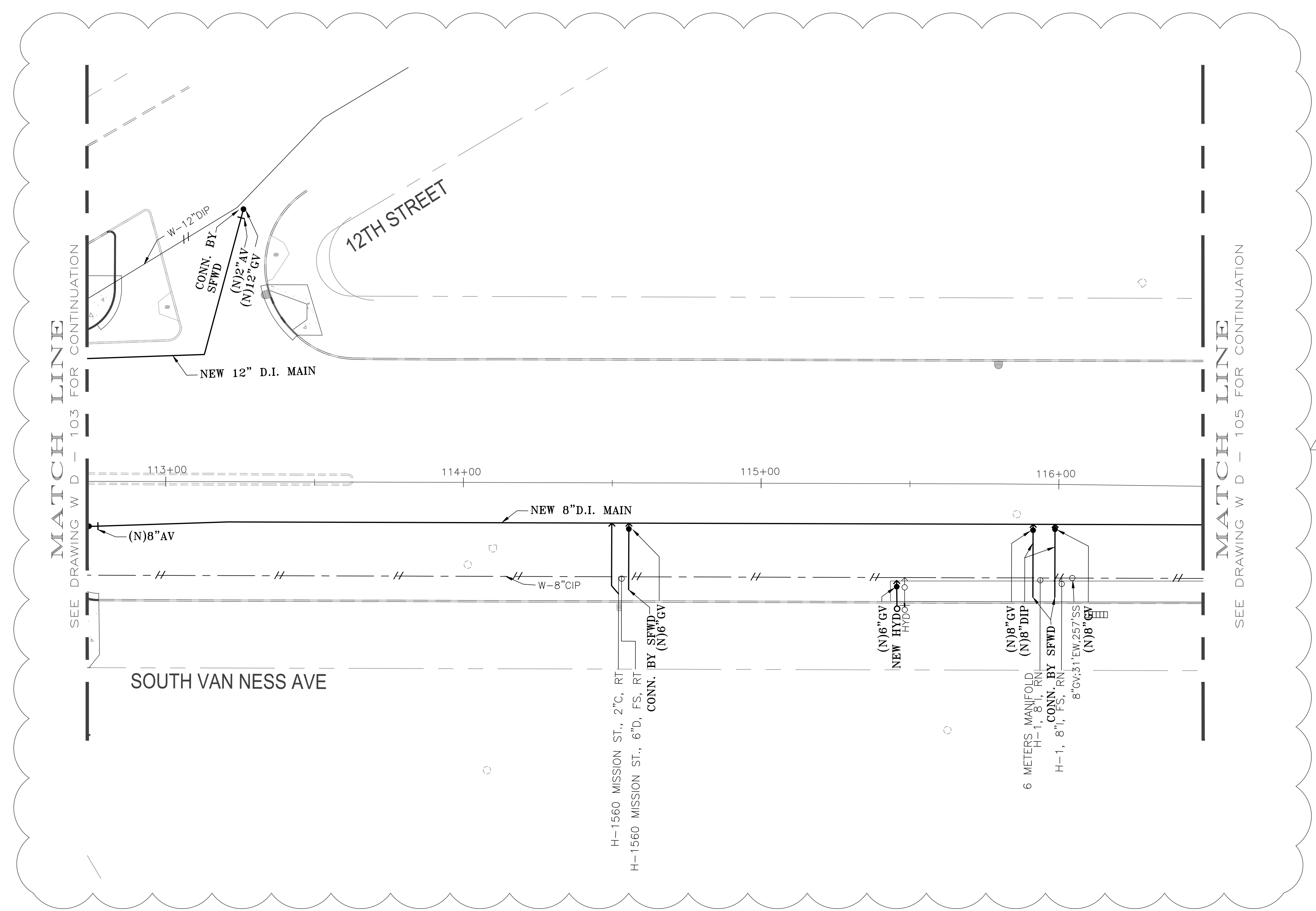
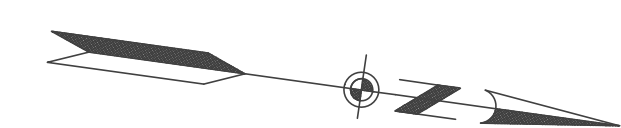
**CITY AND COUNTY OF SAN FRANCISCO  
PUBLIC UTILITIES COMMISSION  
SAN FRANCISCO WATER DEPARTMENT**

VAN NESS CORRIDOR TRANSIT  
IMPROVEMENT PROJECT  
WATER WORK  
FROM CTL 108+55 TO CTL 112+75

SECTION ENGINEER	PROJECT ENGINEER	DR.	P.L./G.C.	DATE	NOV 2015
SAM YOUNG	DOUG LEE	CH.	J. LUM	SCALE	AS SHOWN
APPROVED	DRAWING NO.	REVISION NO.			
	WD - 103				

MANAGER, CITY DISTRIBUTION DIVISION

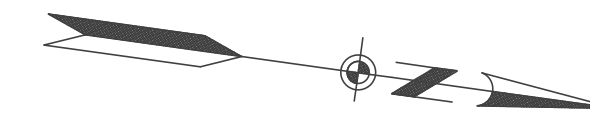
SEE REVISION "O" DRAWINGS  
FOR ORIGINAL SIGNATURES



SEE REVISION "O" DRAWINGS FOR ORIGINAL SIGNATURES

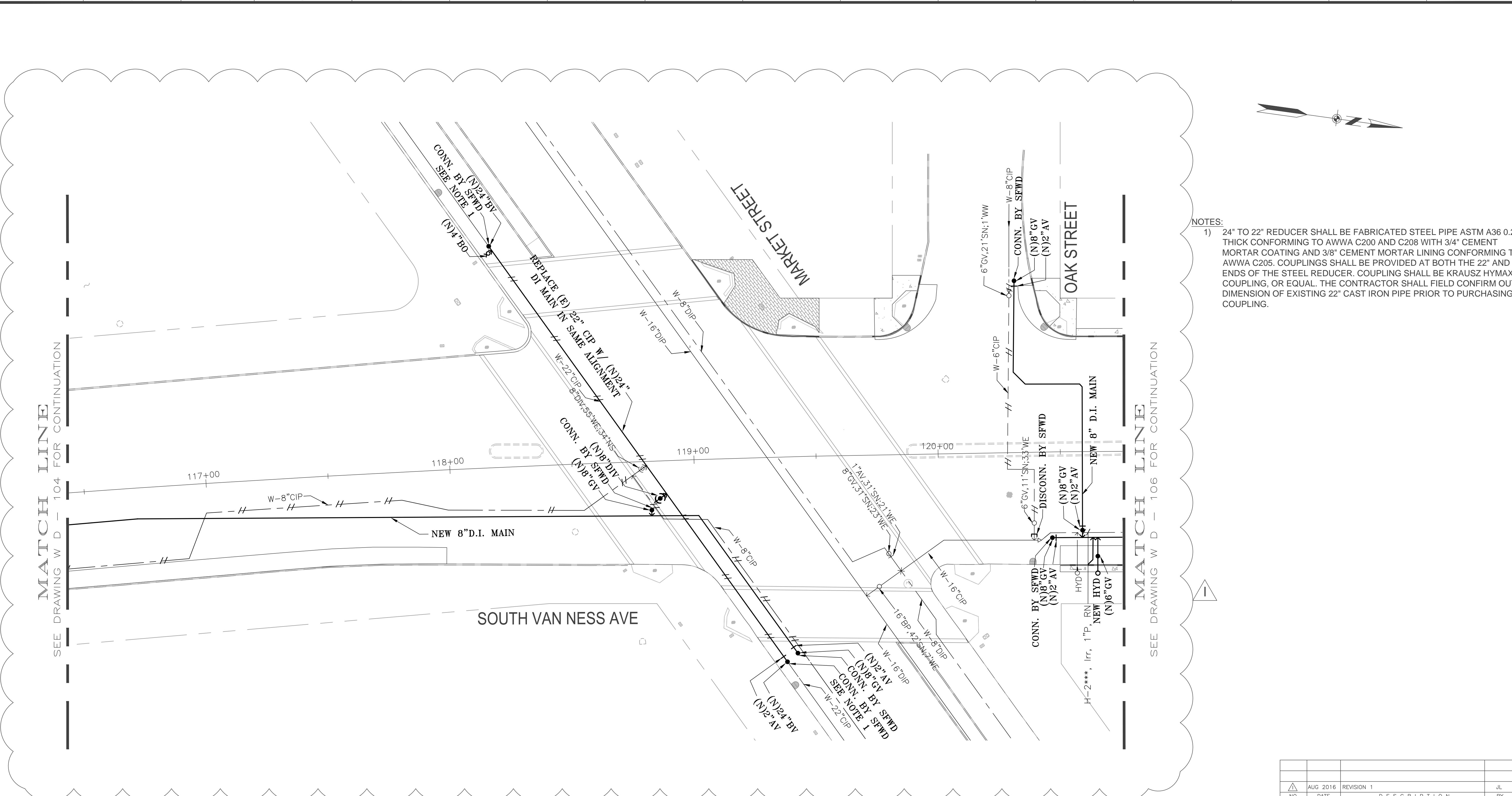
NO.	DATE	REVISION 1	DESCRIPTION	BY	JL	TN
CAUTION: CHECK WITH TRACING TO SEE IF YOU HAVE LATEST REVISION						
MTA CONTRACT NO. 1289						
<b>CITY AND COUNTY OF SAN FRANCISCO PUBLIC UTILITIES COMMISSION SAN FRANCISCO WATER DEPARTMENT</b>						
VAN NESS CORRIDOR TRANSIT IMPROVEMENT PROJECT WATER WORKS FROM CTL 112+75 TO CTL 116+50						
SECTION ENGINEER	PROJECT ENGINEER	DR.	P.L./G.C.	DATE	NOV 2015	
SAM YOUNG	DOUG LEE	CH.	J. LUM	SCALE	AS SHOWN	
APPROVED	DRAWING NO.	WD - 104		REVISION NO.	1	
MANAGER, CITY DISTRIBUTION DIVISION						





MATCH LINE  
SEE DRAWING W D - 104 FOR CONTINUATION

MATCH LINE  
SEE DRAWING W D - 106 FOR CONTINUATION



NOTES:  
1) 24" TO 22" REDUCER SHALL BE FABRICATED STEEL PIPE ASTM A36 0.25" THICK CONFORMING TO AWWA C200 AND C208 WITH 3/4" CEMENT MORTAR COATING AND 3/8" CEMENT MORTAR LINING CONFORMING TO AWWA C205. COUPLINGS SHALL BE PROVIDED AT BOTH THE 22" AND 24" ENDS OF THE STEEL REDUCER. COUPLING SHALL BE KRAUSZ HYMAX COUPLING, OR EQUAL. THE CONTRACTOR SHALL FIELD CONFIRM OUTER DIMENSION OF EXISTING 22" CAST IRON PIPE PRIOR TO PURCHASING COUPLING.

SEE REVISION "O" DRAWINGS FOR ORIGINAL SIGNATURES



NO.	DATE	REVISION 1	DESCRIPTION	JL	TN
				BY	APPROVED

CAUTION: CHECK WITH TRACING TO SEE IF YOU HAVE LATEST REVISION

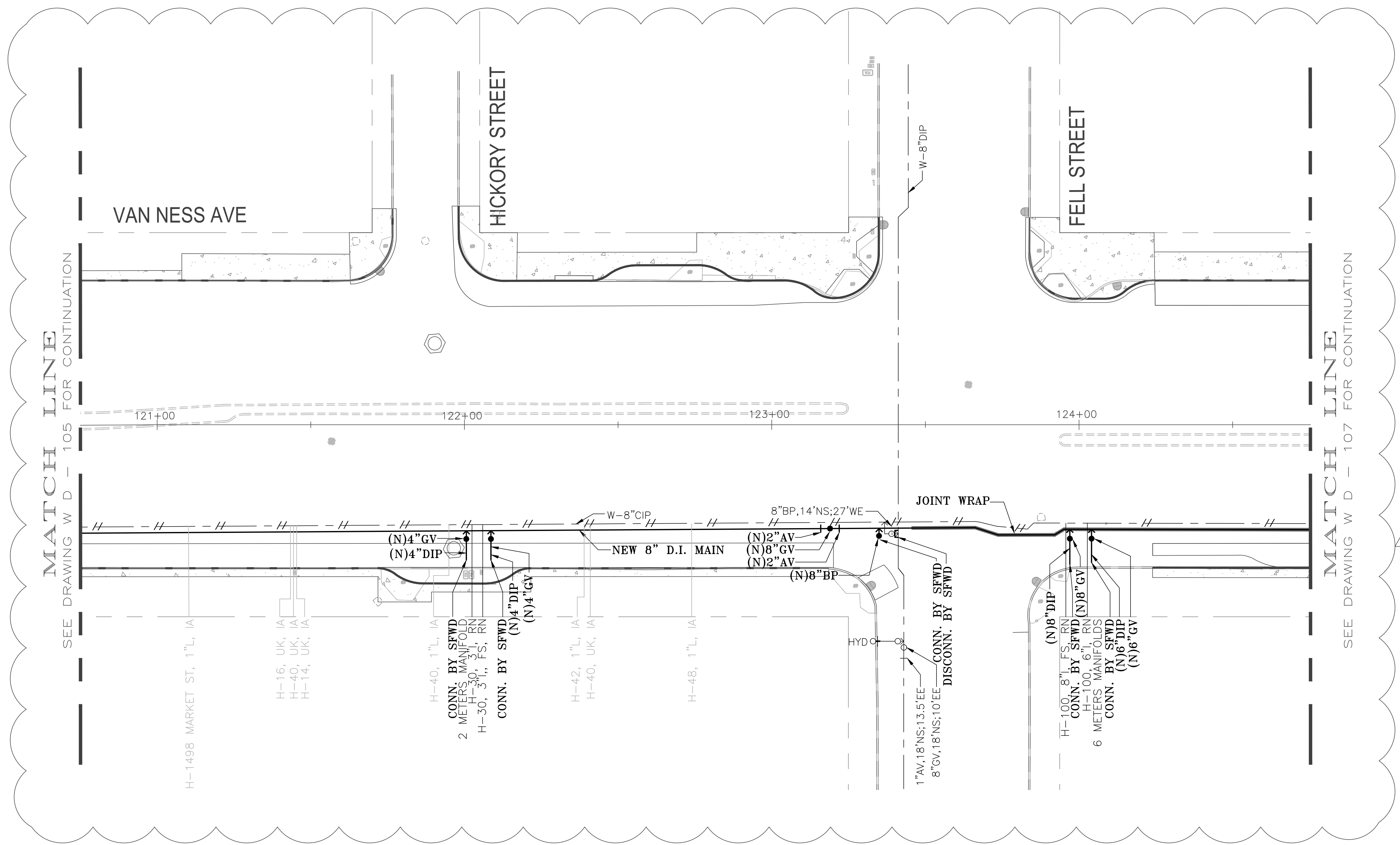
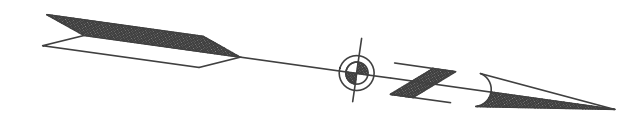
MTA CONTRACT NO. 1289  
CITY AND COUNTY OF SAN FRANCISCO  
PUBLIC UTILITIES COMMISSION  
SAN FRANCISCO WATER DEPARTMENT

VAN NESS CORRIDOR TRANSIT  
IMPROVEMENT PROJECT  
WATER WORKS  
FROM CTL 116+50 TO CTL 120+75

SECTION ENGINEER	PROJECT ENGINEER	DR.	P.L./G.C.	DATE
SAM YOUNG	DOUG LEE	CH.	J. LUM	NOV 2015
APPROVED		DRAWING NO.	SCALE	REVISION NO.
		WD - 105	AS SHOWN	1

MANAGER, CITY DISTRIBUTION DIVISION





MATCH LINE  
SEE DRAWING W D - 105 FOR CONTINUATION

MATCH LINE  
SEE DRAWING W D - 107 FOR CONTINUATION



SEE REVISION "O" DRAWINGS  
FOR ORIGINAL SIGNATURES

NO.	DATE	REVISION 1	DESCRIPTION	BY	APPROVED
△	AUG 2016	REVISION 1		JL	TN

**REVISIONS**  
CAUTION: CHECK WITH TRACING TO SEE IF YOU HAVE LATEST REVISION

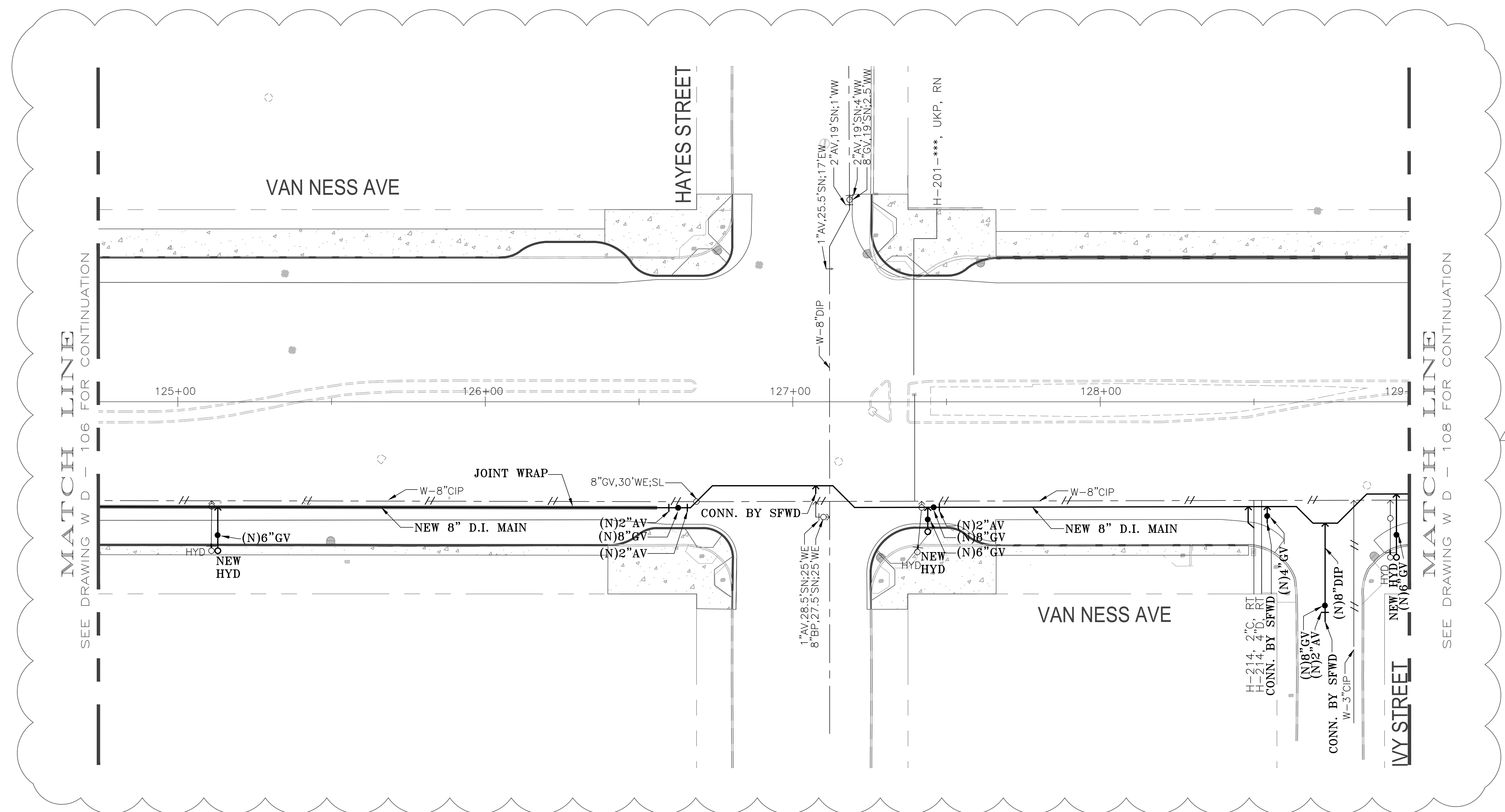
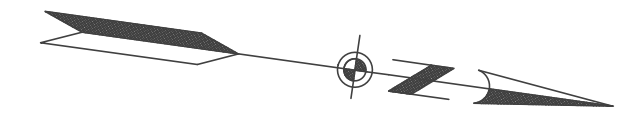
**MTA CONTRACT NO. 1289**

**CITY AND COUNTY OF SAN FRANCISCO  
PUBLIC UTILITIES COMMISSION  
SAN FRANCISCO WATER DEPARTMENT**

**VAN NESS CORRIDOR TRANSIT  
IMPROVEMENT PROJECT  
WATER WORKS  
FROM CTL 120+75 TO CTL 124+75**

SECTION ENGINEER	PROJECT ENGINEER	DR.	P.L./G.C.	DATE	NOV 2015
SAM YOUNG	DOUG LEE	CH.	J. LUM	SCALE	AS SHOWN
APPROVED	DRAWING NO.	WD - 106		REVISION NO.	1

MANAGER, CITY DISTRIBUTION DIVISION



MATCH LINE  
SEE DRAWING W D - 106 FOR CONTINUATION

MATCH LINE  
SEE DRAWING W D - 108 FOR CONTINUATION



SEE REVISION "O" DRAWINGS  
FOR ORIGINAL SIGNATURES

NO.	DATE	REVISION 1	DESCRIPTION	BY	APPROVED
1	AUG 2016	REVISION 1		JL	TN

CAUTION: CHECK WITH TRACING TO SEE IF YOU HAVE LATEST REVISION

MTA CONTRACT NO. 1289

**CITY AND COUNTY OF SAN FRANCISCO  
PUBLIC UTILITIES COMMISSION  
SAN FRANCISCO WATER DEPARTMENT**

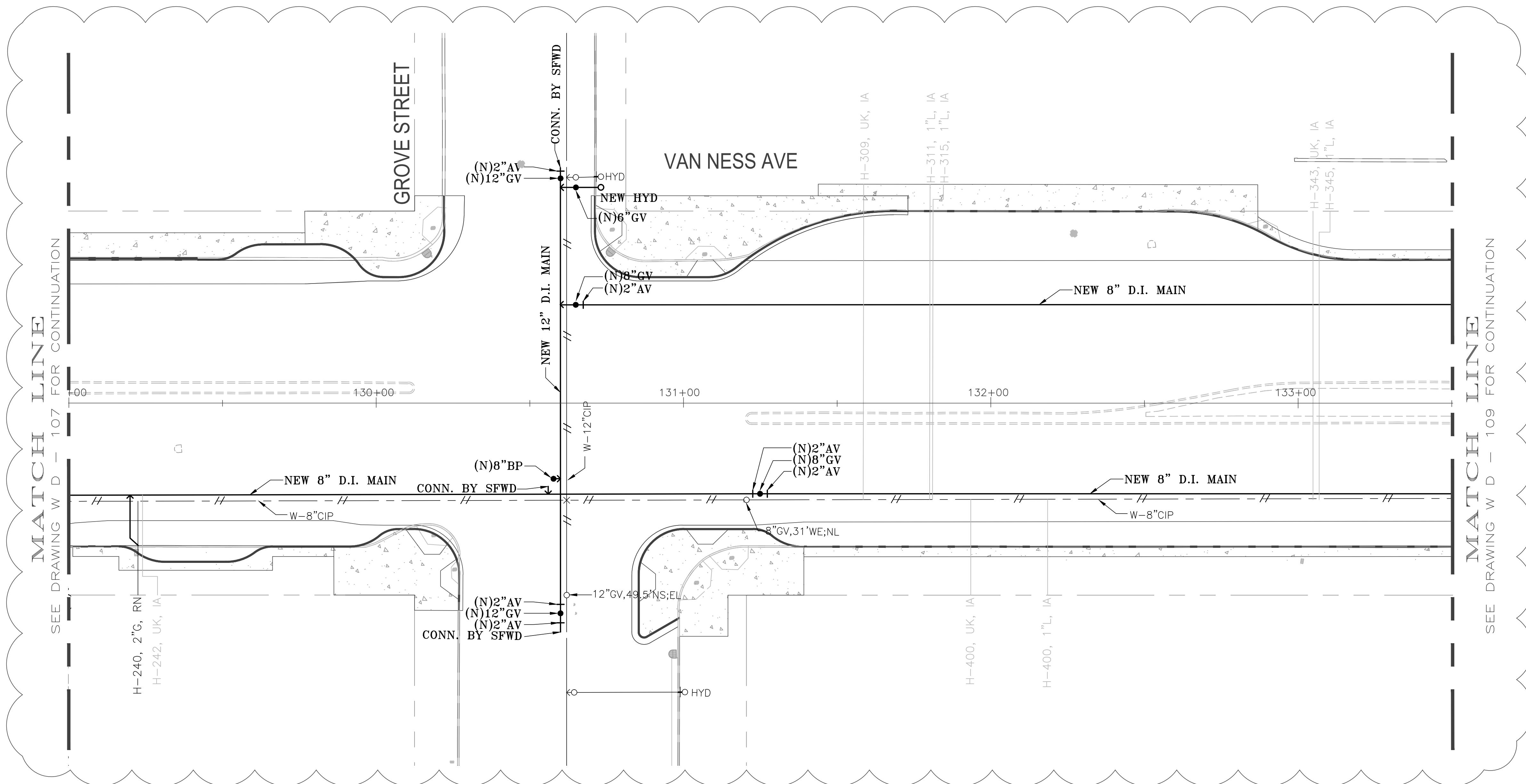
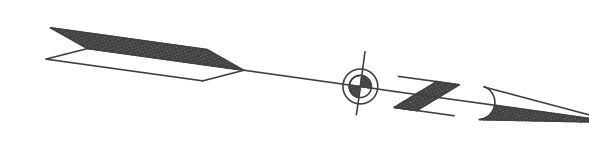
VAN NESS CORRIDOR TRANSIT  
IMPROVEMENT PROJECT  
WATER WORKS  
FROM CTL 124+75 TO CTL 129+00

SECTION ENGINEER	PROJECT ENGINEER	DR.	P.L./G.C.	DATE	NOV 2015
SAM YOUNG	DOUG LEE	CH.	J. LUM	SCALE	AS SHOWN

APPROVED

DRAWING NO. **WD - 107**

MANAGER, CITY DISTRIBUTION DIVISION



MATCH LINE SEE DRAWING W D - 107 FOR CONTINUATION

MATCH LINE SEE DRAWING W D - 109 FOR CONTINUATION



SEE REVISION "O" DRAWINGS FOR ORIGINAL SIGNATURES

NO.	DATE	REVISION 1	DESCRIPTION	BY	APPROVED
1	AUG 2016	REVISION 1		JL	TN

CAUTION: CHECK WITH TRACING TO SEE IF YOU HAVE LATEST REVISION

**MTA CONTRACT NO. 1289**

**CITY AND COUNTY OF SAN FRANCISCO  
PUBLIC UTILITIES COMMISSION  
SAN FRANCISCO WATER DEPARTMENT**

**VAN NESS CORRIDOR TRANSIT  
IMPROVEMENT PROJECT  
WATER WORKS  
FROM CTL 129+00 TO CTL 133+50**

SECTION ENGINEER	PROJECT ENGINEER	DR.	P.L./G.C.	DATE
SAM YOUNG	DOUG LEE	J. LUM	AS SHOWN	NOV 2015

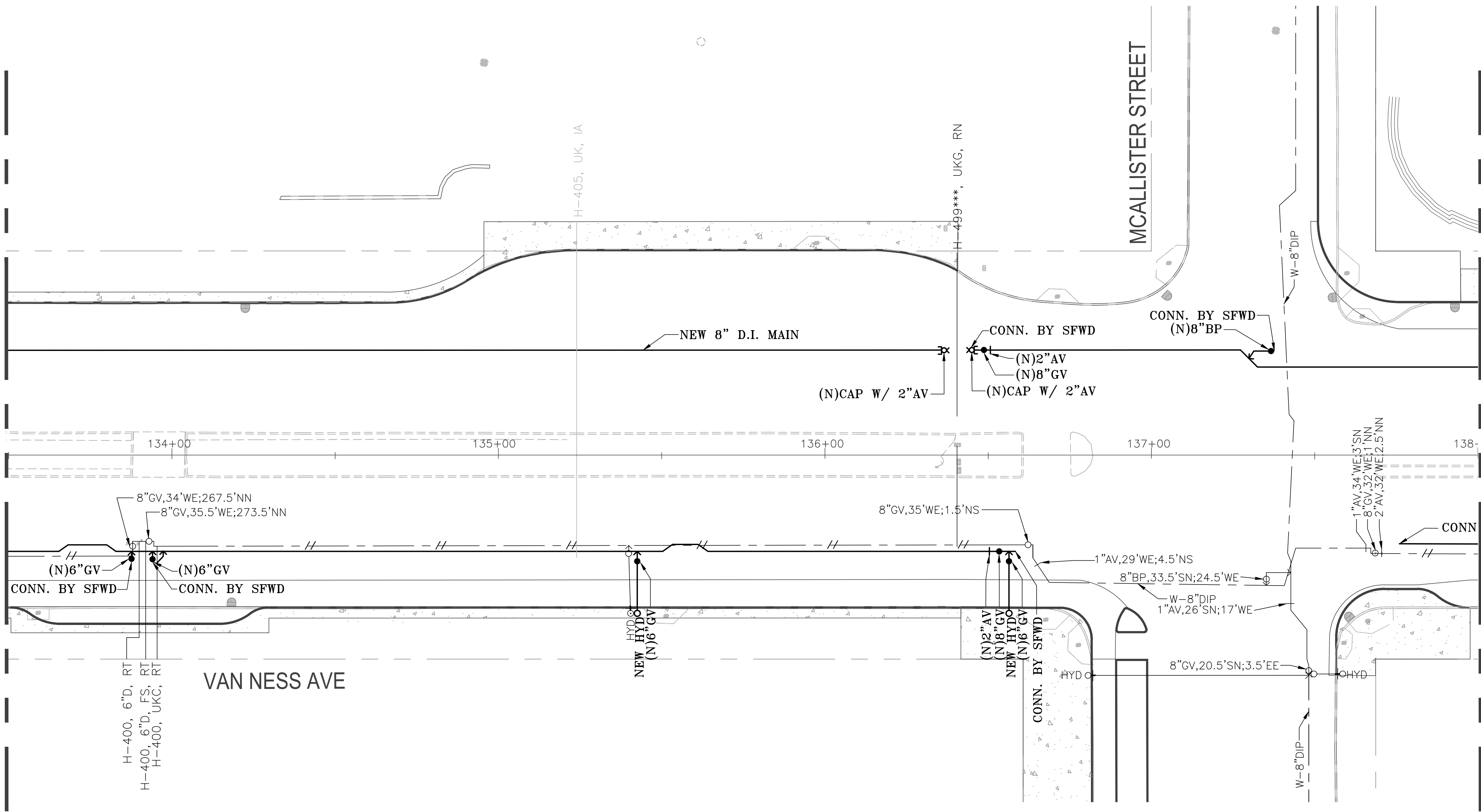
APPROVED: [Signature] DRAWING NO. **WD -108** REVISION NO. **1**

MANAGER, CITY DISTRIBUTION DIVISION



MATCH LINE  
SEE DRAWING W D - 108 FOR CONTINUATION

MATCH LINE  
SEE DRAWING W D - 110 FOR CONTINUATION



SEE REVISION "O" DRAWINGS  
FOR ORIGINAL SIGNATURES

NO.	DATE	REVISION 1	DESCRIPTION	JL	TN
				BY	APPROVED

CAUTION: CHECK WITH TRACING TO SEE IF YOU HAVE LATEST REVISION

MTA CONTRACT NO. 1289

**CITY AND COUNTY OF SAN FRANCISCO  
PUBLIC UTILITIES COMMISSION  
SAN FRANCISCO WATER DEPARTMENT**

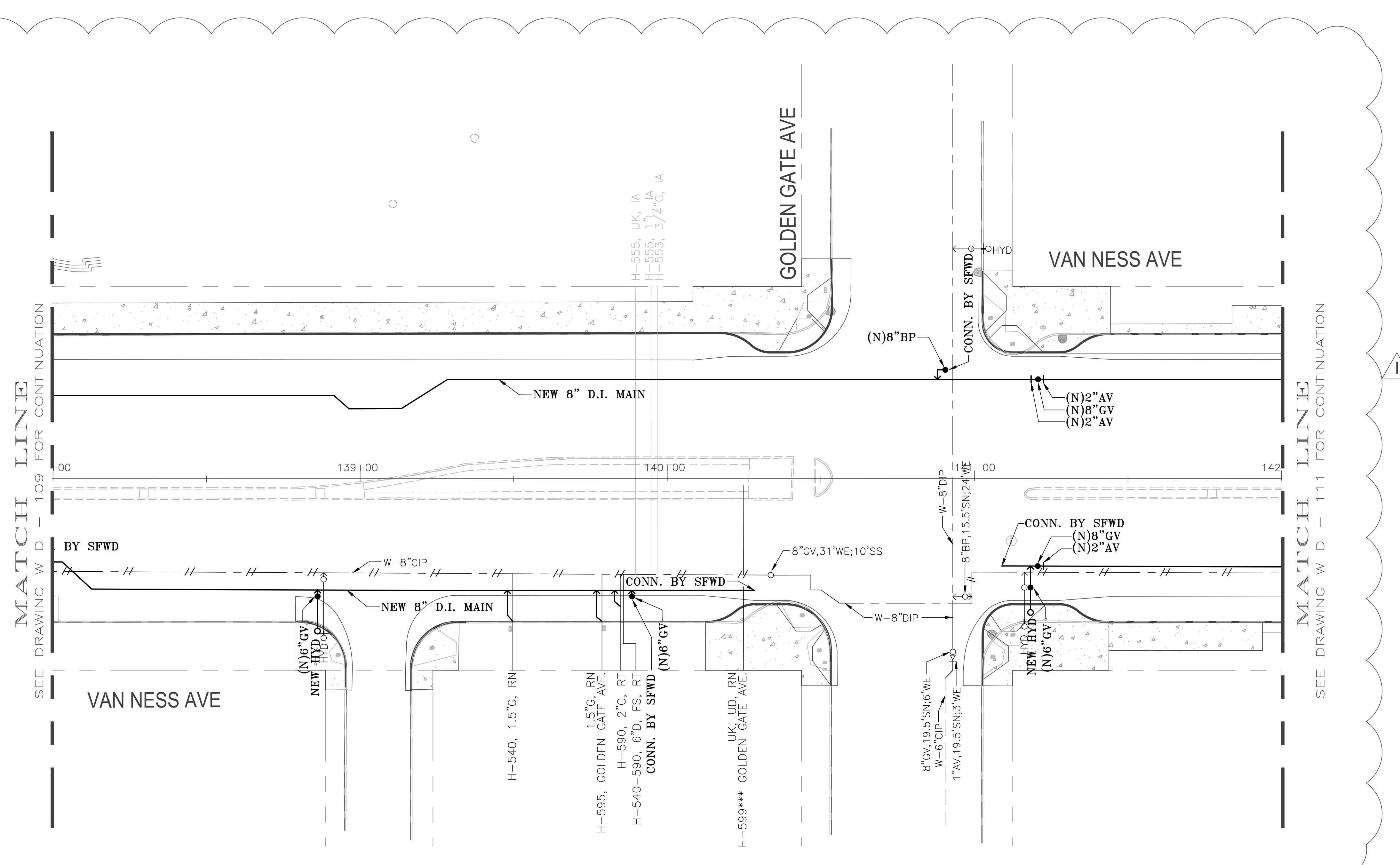
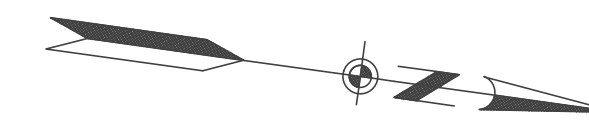
VAN NESS CORRIDOR TRANSIT  
IMPROVEMENT PROJECT  
WATER WORKS  
FROM CTL 133+50 TO CTL 138+00

SECTION ENGINEER	PROJECT ENGINEER	DR.	P.L./G.C.	DATE	NOV 2015
SAM YOUNG	DOUG LEE	CH.	J. LUM	SCALE	AS SHOWN

APPROVED

DRAWING NO. **WD - 109**

MANAGER, CITY DISTRIBUTION DIVISION



MATCH LINE  
SEE DRAWING W D - 109 FOR CONTINUATION

MATCH LINE  
SEE DRAWING W D - 111 FOR CONTINUATION



SEE REVISION "O" DRAWINGS  
FOR ORIGINAL SIGNATURES

NO.	DATE	REVISION 1	DESCRIPTION	BY	APPROVED
1	AUG 2016	REVISION 1		JL	TN

CAUTION: CHECK WITH TRACING TO SEE IF YOU HAVE LATEST REVISION

MTA CONTRACT NO. 1289

**CITY AND COUNTY OF SAN FRANCISCO  
PUBLIC UTILITIES COMMISSION  
SAN FRANCISCO WATER DEPARTMENT**

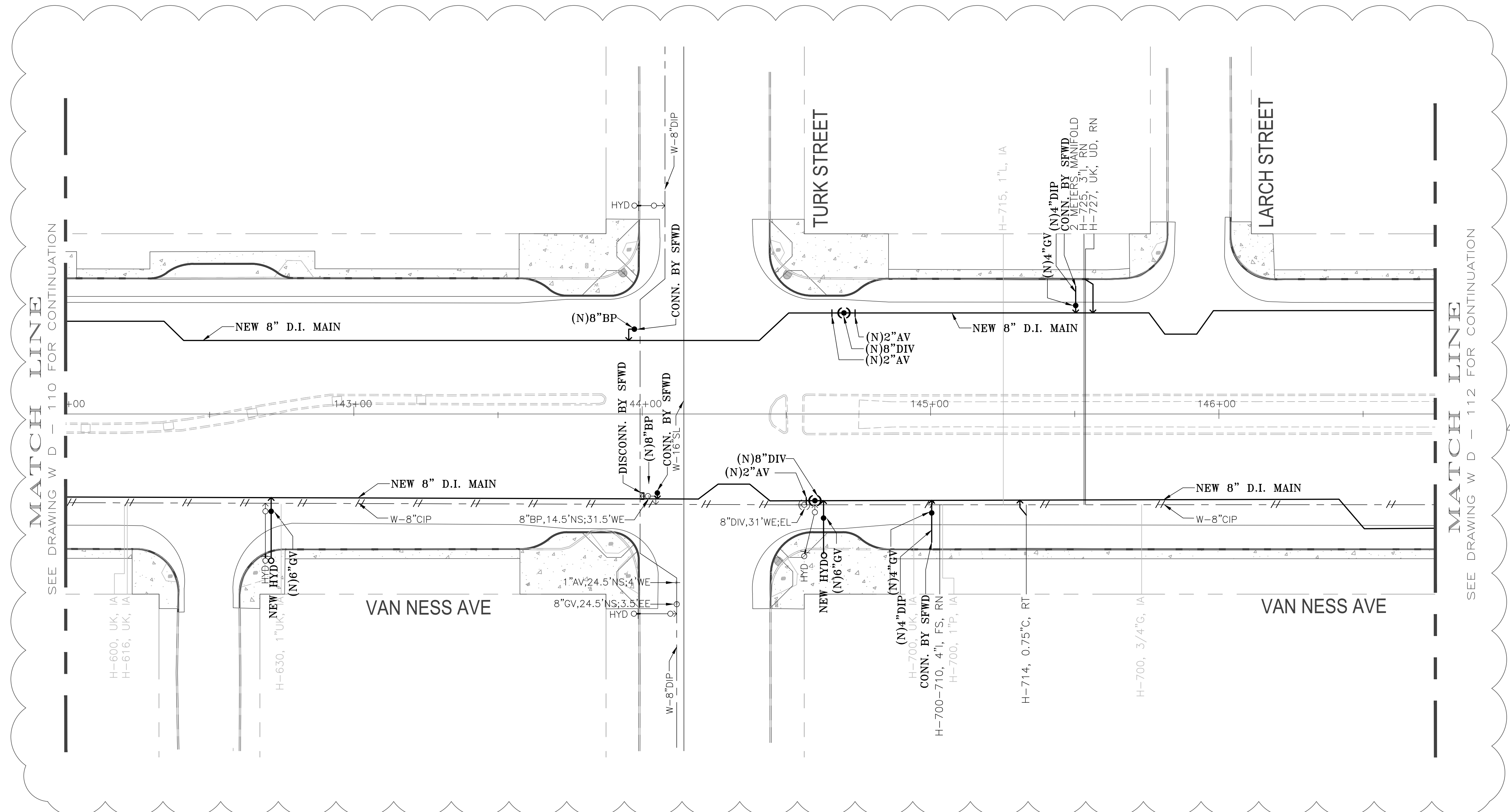
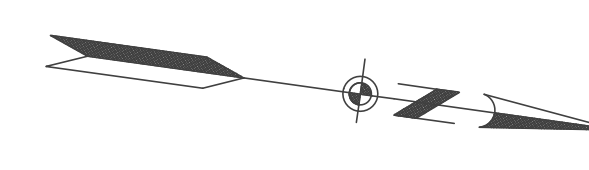
VAN NESS CORRIDOR TRANSIT  
IMPROVEMENT PROJECT  
WATER WORKS  
FROM CTL 138+00 TO CTL 142+00

SECTION ENGINEER	PROJECT ENGINEER	DR.	P.L./G.C.	DATE	NOV 2015
SAM YOUNG	DOUG LEE	CH.	J. LUM	SCALE	AS SHOWN

APPROVED

DRAWING NO. **WD - 110**

MANAGER, CITY DISTRIBUTION DIVISION



MATCH LINE SEE DRAWING W D - 110 FOR CONTINUATION

MATCH LINE SEE DRAWING W D - 112 FOR CONTINUATION



SEE REVISION "O" DRAWINGS FOR ORIGINAL SIGNATURES

NO.	DATE	REVISION 1	DESCRIPTION	BY	APPROVED
1	AUG 2016	REVISION 1		JL	TN

CAUTION: CHECK WITH TRACING TO SEE IF YOU HAVE LATEST REVISION

MTA CONTRACT NO. 1289

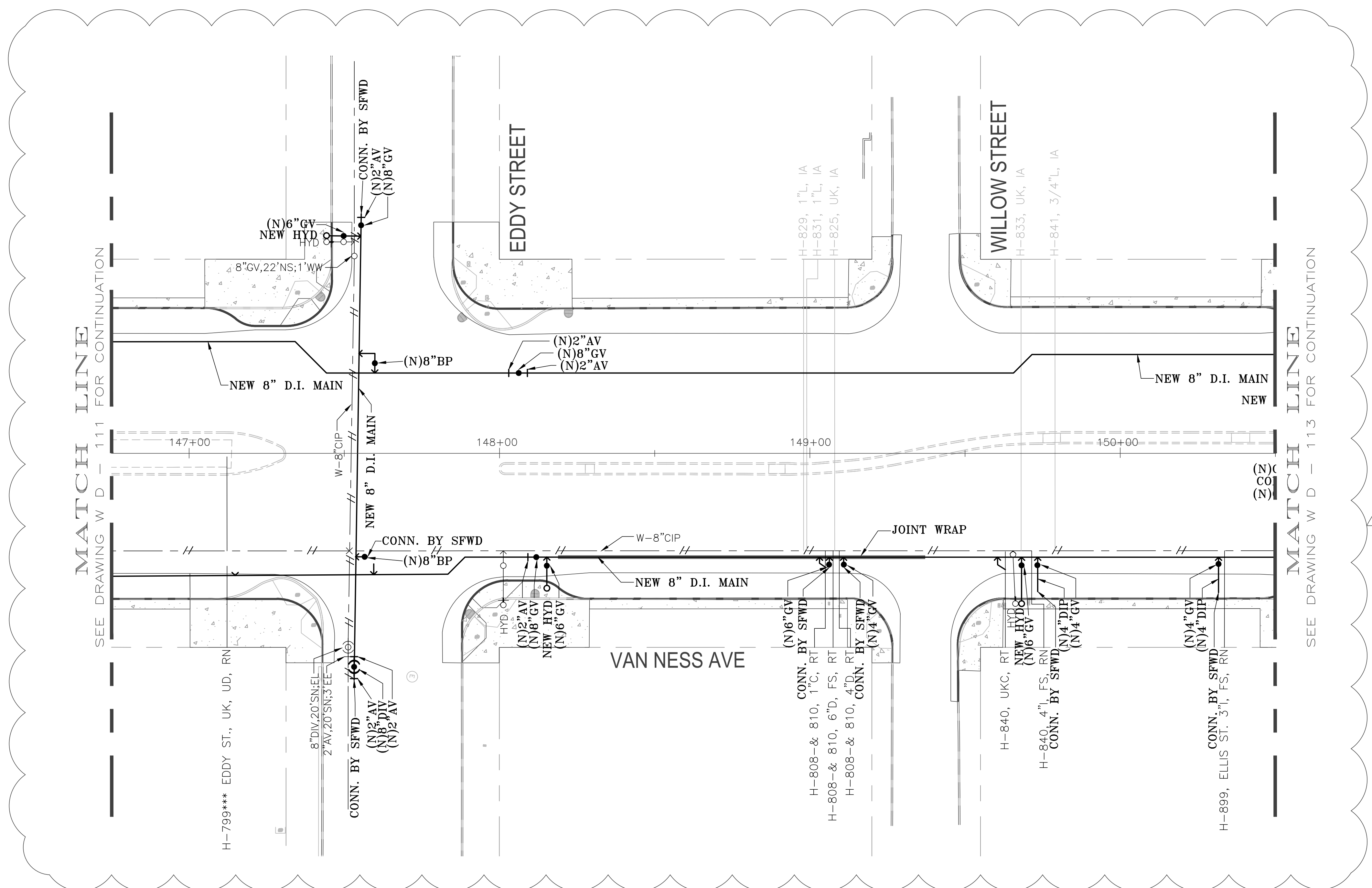
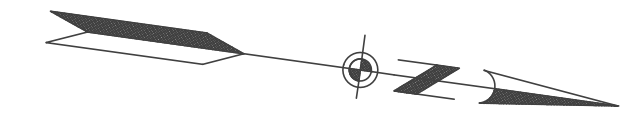
**CITY AND COUNTY OF SAN FRANCISCO  
PUBLIC UTILITIES COMMISSION  
SAN FRANCISCO WATER DEPARTMENT**

VAN NESS CORRIDOR TRANSIT IMPROVEMENT PROJECT  
WATER WORKS  
FROM CTL 142+00 TO CTL 146+50

SECTION ENGINEER	PROJECT ENGINEER	DR.	P.L./G.C.	DATE	NOV 2015
SAM YOUNG	DOUG LEE	CH.	J. LUM	SCALE	AS SHOWN
APPROVED	DRAWING NO.	WD - III	REVISION NO.	1	

MANAGER, CITY DISTRIBUTION DIVISION





MATCH LINE  
SEE DRAWING W D - 111 FOR CONTINUATION

MATCH LINE  
SEE DRAWING W D - 113 FOR CONTINUATION



SEE REVISION "O" DRAWINGS  
FOR ORIGINAL SIGNATURES

NO.	DATE	REVISION 1	DESCRIPTION	JL	TN

CAUTION: CHECK WITH TRACING TO SEE IF YOU HAVE LATEST REVISION

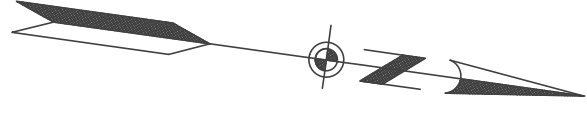
MTA CONTRACT NO. 1289

**CITY AND COUNTY OF SAN FRANCISCO  
PUBLIC UTILITIES COMMISSION  
SAN FRANCISCO WATER DEPARTMENT**

VAN NESS CORRIDOR TRANSIT  
IMPROVEMENT PROJECT  
WATER WORKS  
FROM CTL 146+50 TO CTL 150+50

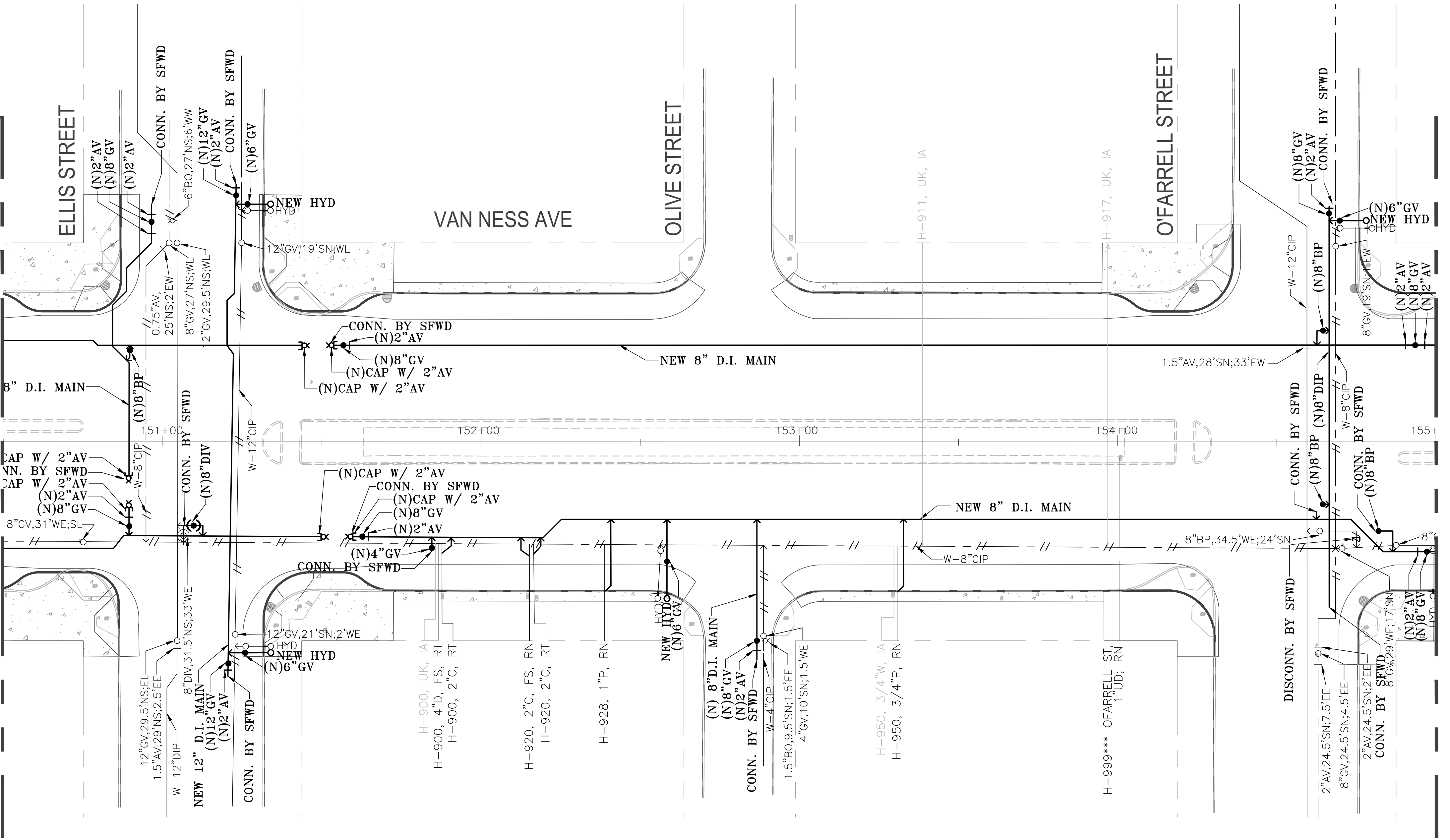
SECTION ENGINEER	PROJECT ENGINEER	DR.	P.L./G.C.	DATE	NOV 2015
SAM YOUNG	DOUG LEE	CH.	J. LUM	SCALE	AS SHOWN
APPROVED	DRAWING NO.	WD - 112	REVISION NO.	1	

MANAGER, CITY DISTRIBUTION DIVISION



MATCH LINE  
SEE DRAWING W D - 112 FOR CONTINUATION

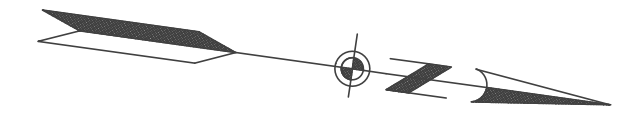
MATCH LINE  
SEE DRAWING W D - 114 FOR CONTINUATION



SEE REVISION "O" DRAWINGS  
FOR ORIGINAL SIGNATURES

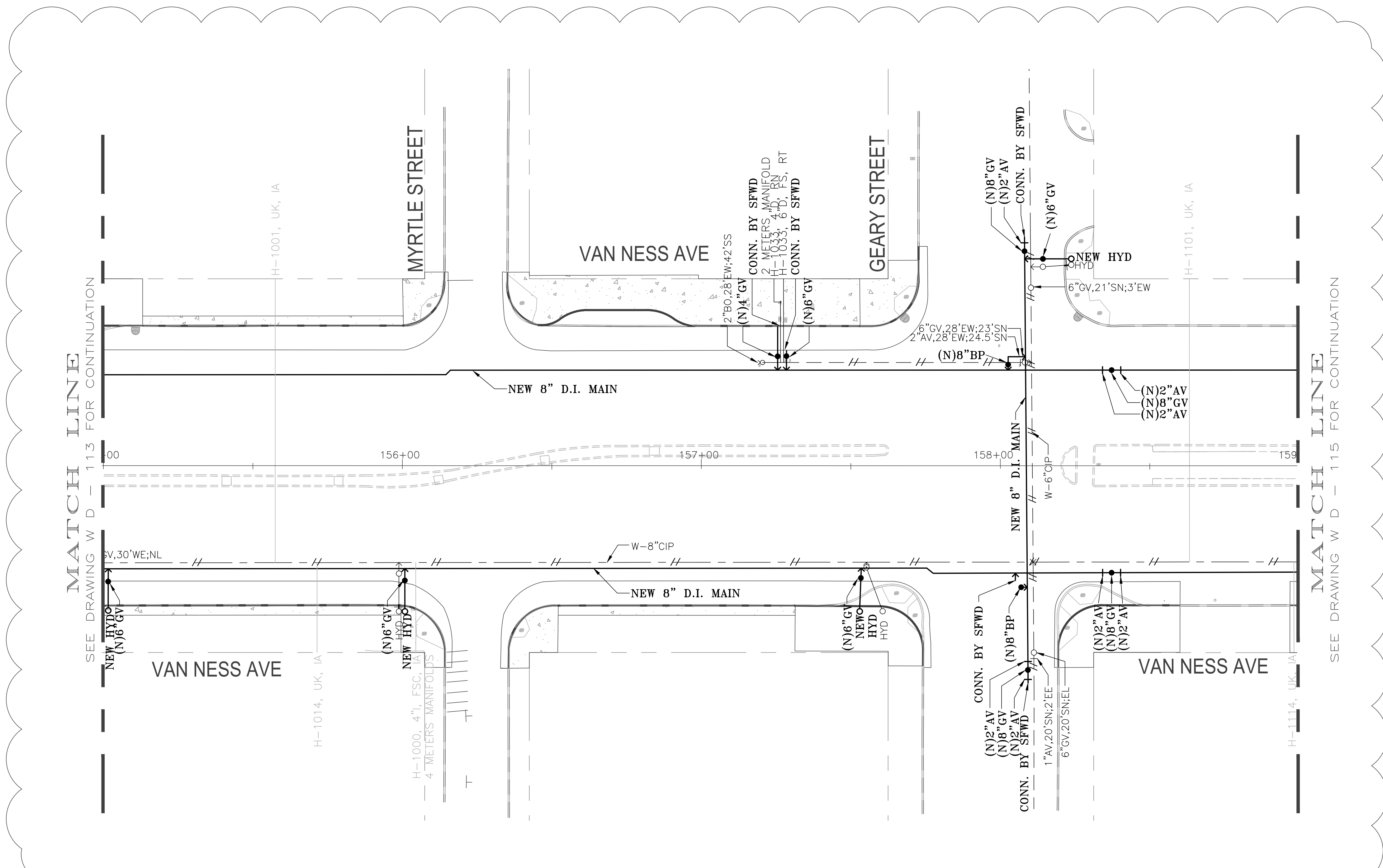


NO.	DATE	REVISION 1	DESCRIPTION	JL	TN
<b>REVISIONS</b> CAUTION: CHECK WITH TRACING TO SEE IF YOU HAVE LATEST REVISION					
<b>MTA CONTRACT NO. 1289</b>					
<b>CITY AND COUNTY OF SAN FRANCISCO</b> <b>PUBLIC UTILITIES COMMISSION</b> <b>SAN FRANCISCO WATER DEPARTMENT</b>					
<b>VAN NESS CORRIDOR TRANSIT</b> <b>IMPROVEMENT PROJECT</b> <b>WATER WORKS</b> <b>FROM CTL 150+50 TO CTL 155+00</b>					
SECTION ENGINEER	PROJECT ENGINEER	DR.	P.L./G.C.	DATE	NOV 2015
SAM YOUNG	DOUG LEE	CH.	J. LUM	SCALE	AS SHOWN
APPROVED	DRAWING NO.	WD - 113	REVISION NO.	1	
<small>MANAGER, CITY DISTRIBUTION DIVISION</small>					



MATCH LINE  
SEE DRAWING W D - 113 FOR CONTINUATION

MATCH LINE  
SEE DRAWING W D - 115 FOR CONTINUATION



- NOTES:**
- COORDINATE SERVICE CONNECTIONS WITH CPMC HOSPITAL PROJECT CURRENTLY UNDER CONSTRUCTION BETWEEN GEARY STREET AND POST STREET.



SEE REVISION "O" DRAWINGS FOR ORIGINAL SIGNATURES

NO.	DATE	REVISION 1	DESCRIPTION	BY	APPROVED
1	AUG 2016	REVISION 1		JL	TN

**REVISIONS**  
CAUTION: CHECK WITH TRACING TO SEE IF YOU HAVE LATEST REVISION

**MTA CONTRACT NO. 1289**

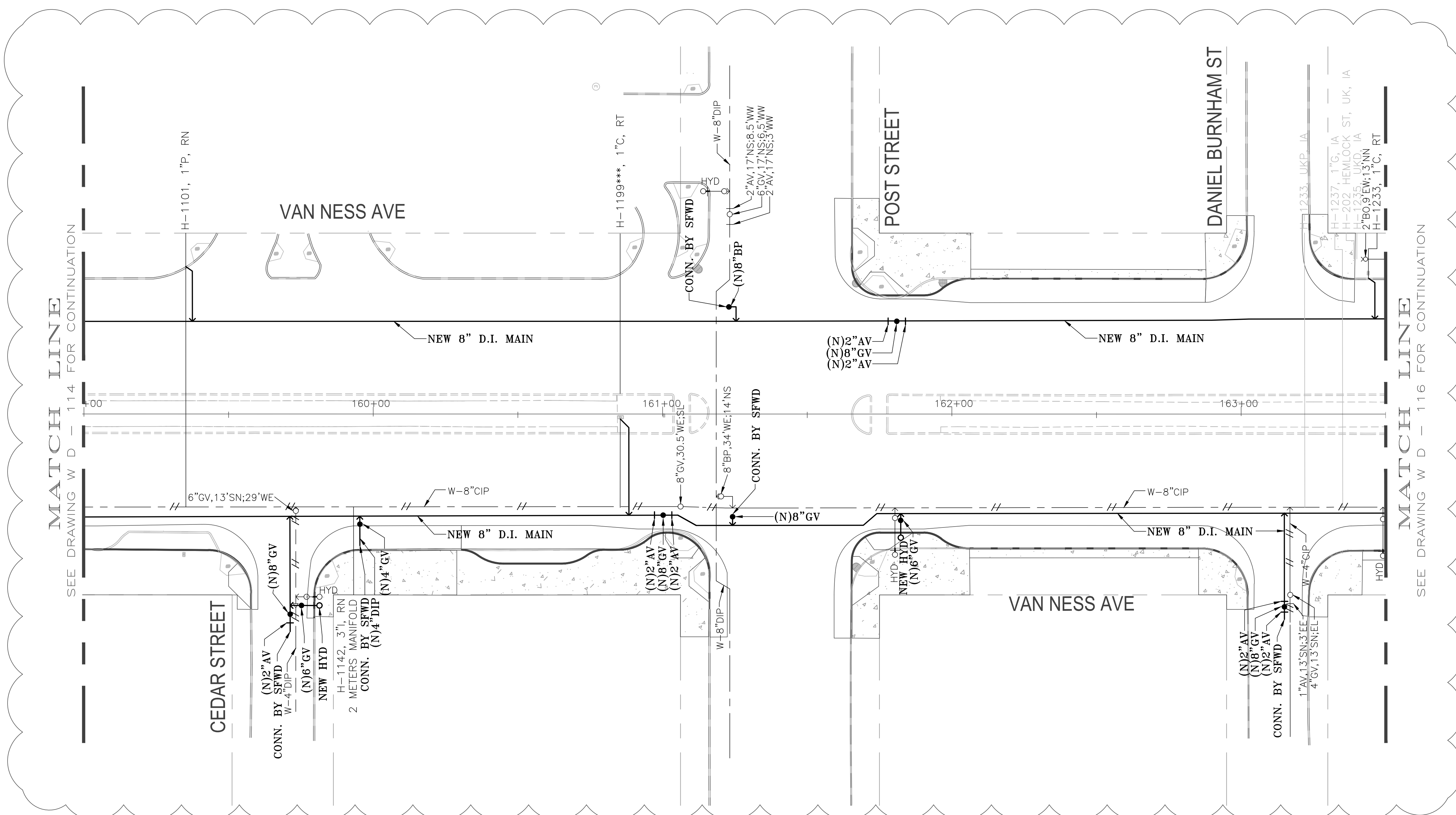
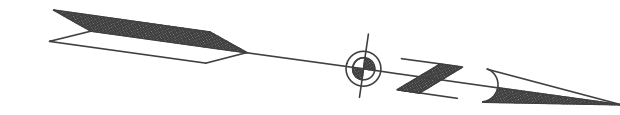
**CITY AND COUNTY OF SAN FRANCISCO  
PUBLIC UTILITIES COMMISSION  
SAN FRANCISCO WATER DEPARTMENT**

**VAN NESS CORRIDOR TRANSIT  
IMPROVEMENT PROJECT  
WATER WORKS  
FROM CTL 155+00 TO CTL 159+00**

SECTION ENGINEER SAM YOUNG	PROJECT ENGINEER DOUG LEE	DR. P.L./G.C.	DATE NOV 2015
APPROVED	DRAWING NO. WD - 114	SCALE AS SHOWN	REVISION NO. 1

MANAGER, CITY DISTRIBUTION DIVISION




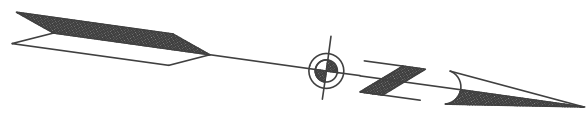


NOTES:  
 1) COORDINATE SERVICE CONNECTIONS WITH CPMC HOSPITAL PROJECT CURRENTLY UNDER CONSTRUCTION BETWEEN GEARY STREET AND POST STREET.



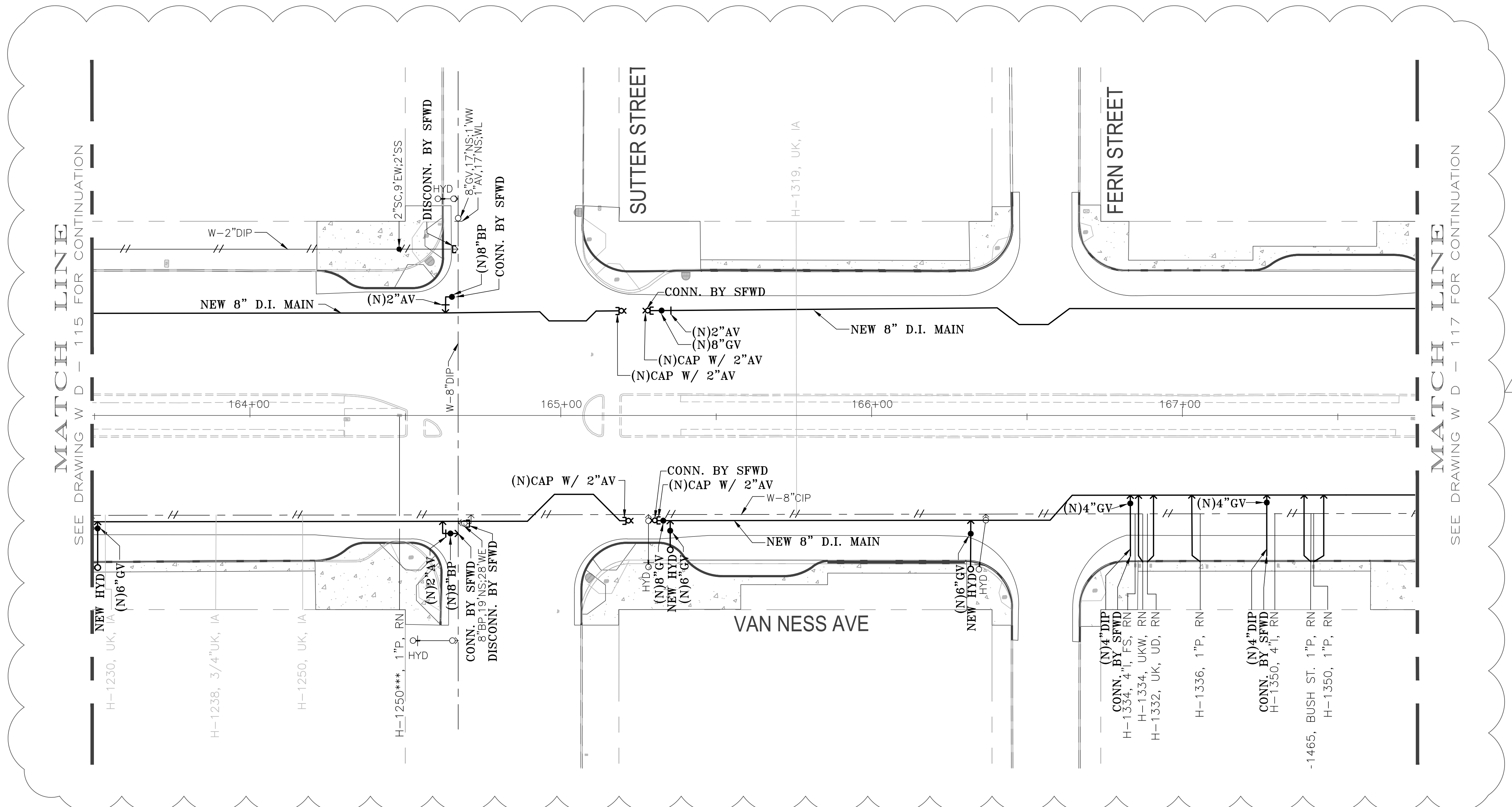
SEE REVISION "O" DRAWINGS FOR ORIGINAL SIGNATURES

NO.	DATE	REVISION 1	DESCRIPTION	JL	TN
CAUTION: CHECK WITH TRACING TO SEE IF YOU HAVE LATEST REVISION					
MTA CONTRACT NO. 1289					
 <b>CITY AND COUNTY OF SAN FRANCISCO</b> <b>PUBLIC UTILITIES COMMISSION</b> <b>SAN FRANCISCO WATER DEPARTMENT</b>					
<b>VAN NESS CORRIDOR TRANSIT IMPROVEMENT PROJECT</b> <b>WATER WORKS</b> <b>FROM CTL 159+00 TO CTL 163+50</b>					
SECTION ENGINEER	PROJECT ENGINEER	DR.	P.L./G.C.	DATE	NOV 2015
SAM YOUNG	DOUG LEE	CH.	J. LUM	SCALE	AS SHOWN
APPROVED	DRAWING NO.	WD - 115		REVISION NO.	1
MANAGER, CITY DISTRIBUTION DIVISION					




MATCH LINE  
SEE DRAWING W D - 115 FOR CONTINUATION

MATCH LINE  
SEE DRAWING W D - 117 FOR CONTINUATION



SEE REVISION "O" DRAWINGS  
FOR ORIGINAL SIGNATURES



NO.	DATE	REVISION 1	DESCRIPTION	JL	TN
				BY	APPROVED

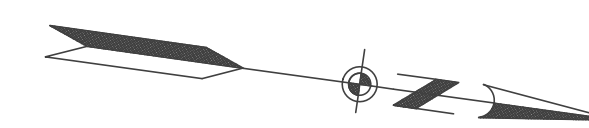
CAUTION: CHECK WITH TRACING TO SEE IF YOU HAVE LATEST REVISION

MTA CONTRACT NO. 1289  
**CITY AND COUNTY OF SAN FRANCISCO**  
**PUBLIC UTILITIES COMMISSION**  
**SAN FRANCISCO WATER DEPARTMENT**

VAN NESS CORRIDOR TRANSIT  
 IMPROVEMENT PROJECT  
 WATER WORKS  
 FROM CTL 163+50 TO CTL 167+75

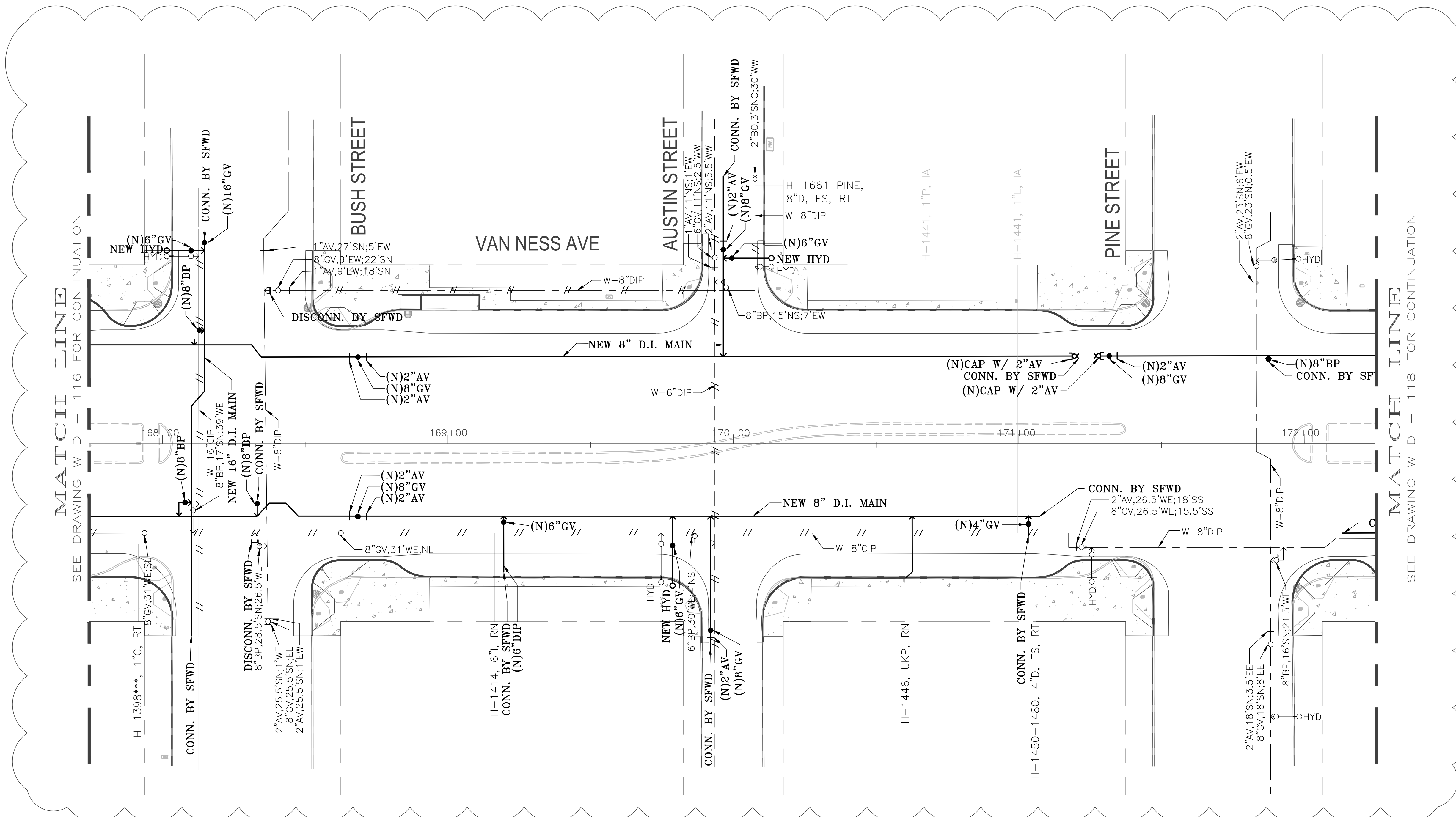
SECTION ENGINEER	PROJECT ENGINEER	DR.	P.L./G.C.	DATE
SAM YOUNG	DOUG LEE	CH.	J. LUM	NOV 2015
APPROVED	DRAWING NO.	SCALE	AS SHOWN	REVISION NO.
	WD - 116			1

MANAGER, CITY DISTRIBUTION DIVISION



MATCH LINE  
SEE DRAWING W D - 116 FOR CONTINUATION

MATCH LINE  
SEE DRAWING W D - 118 FOR CONTINUATION



SEE REVISION "O" DRAWINGS  
FOR ORIGINAL SIGNATURES

NO.	DATE	REVISION 1	DESCRIPTION	JL	TN

**REVISIONS**  
CAUTION: CHECK WITH TRACING TO SEE IF YOU HAVE LATEST REVISION

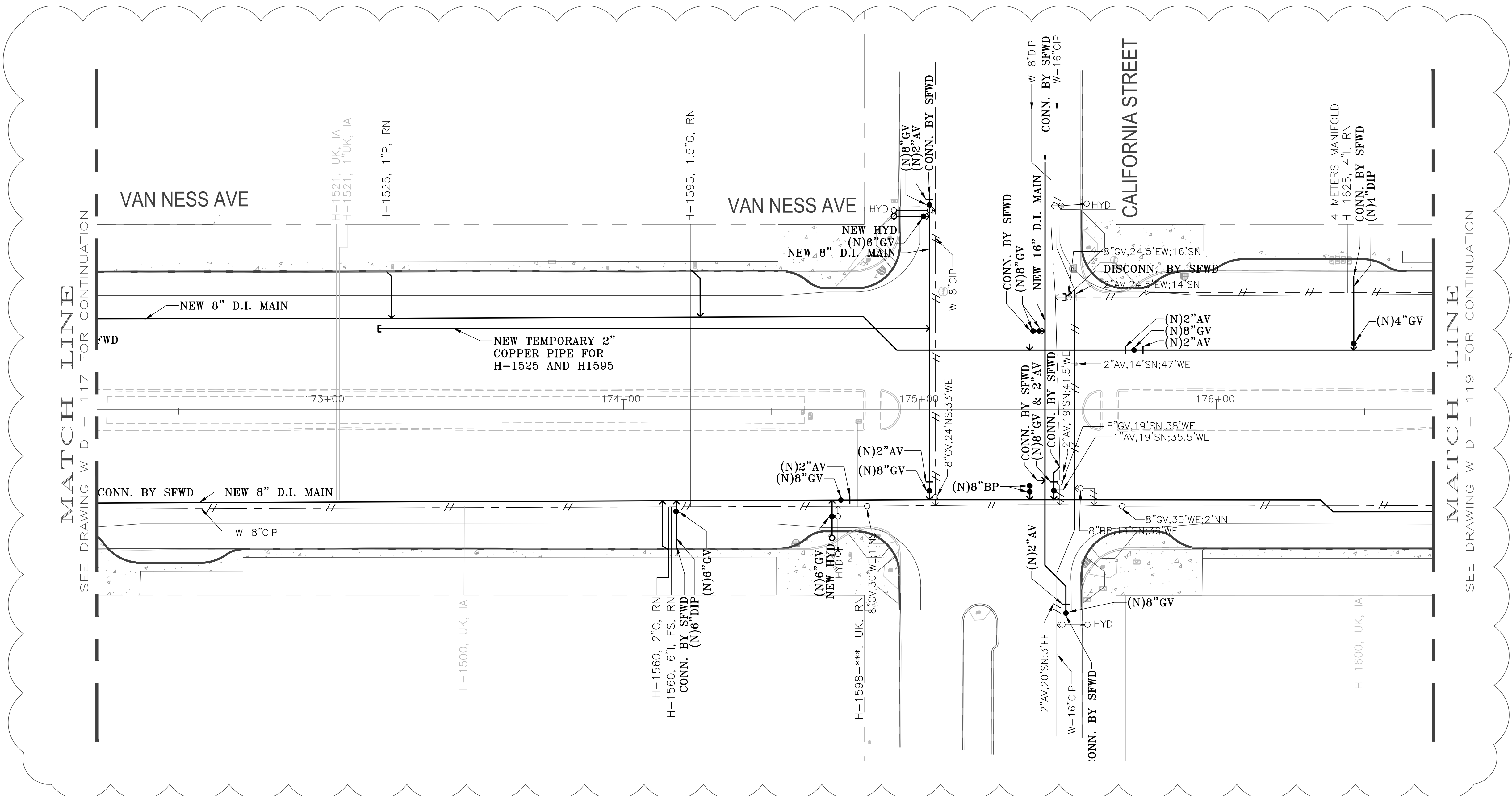
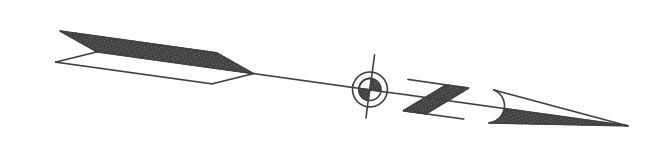
MTA CONTRACT NO. 1289  
**CITY AND COUNTY OF SAN FRANCISCO  
PUBLIC UTILITIES COMMISSION  
SAN FRANCISCO WATER DEPARTMENT**

**WATER WORKS  
FROM CTL 167+75 TO CTL 172+25**

SECTION ENGINEER SAM YOUNG	PROJECT ENGINEER DOUG LEE	DR. P.L./J.C.	DATE NOV 2015
APPROVED	DRAWING NO. WD - 117	SCALE AS SHOWN	REVISION NO. 1

MANAGER, CITY DISTRIBUTION DIVISION





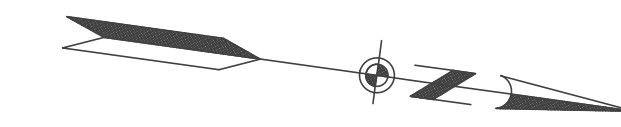
MATCH LINE  
SEE DRAWING W D - 117 FOR CONTINUATION

MATCH LINE  
SEE DRAWING W D - 119 FOR CONTINUATION



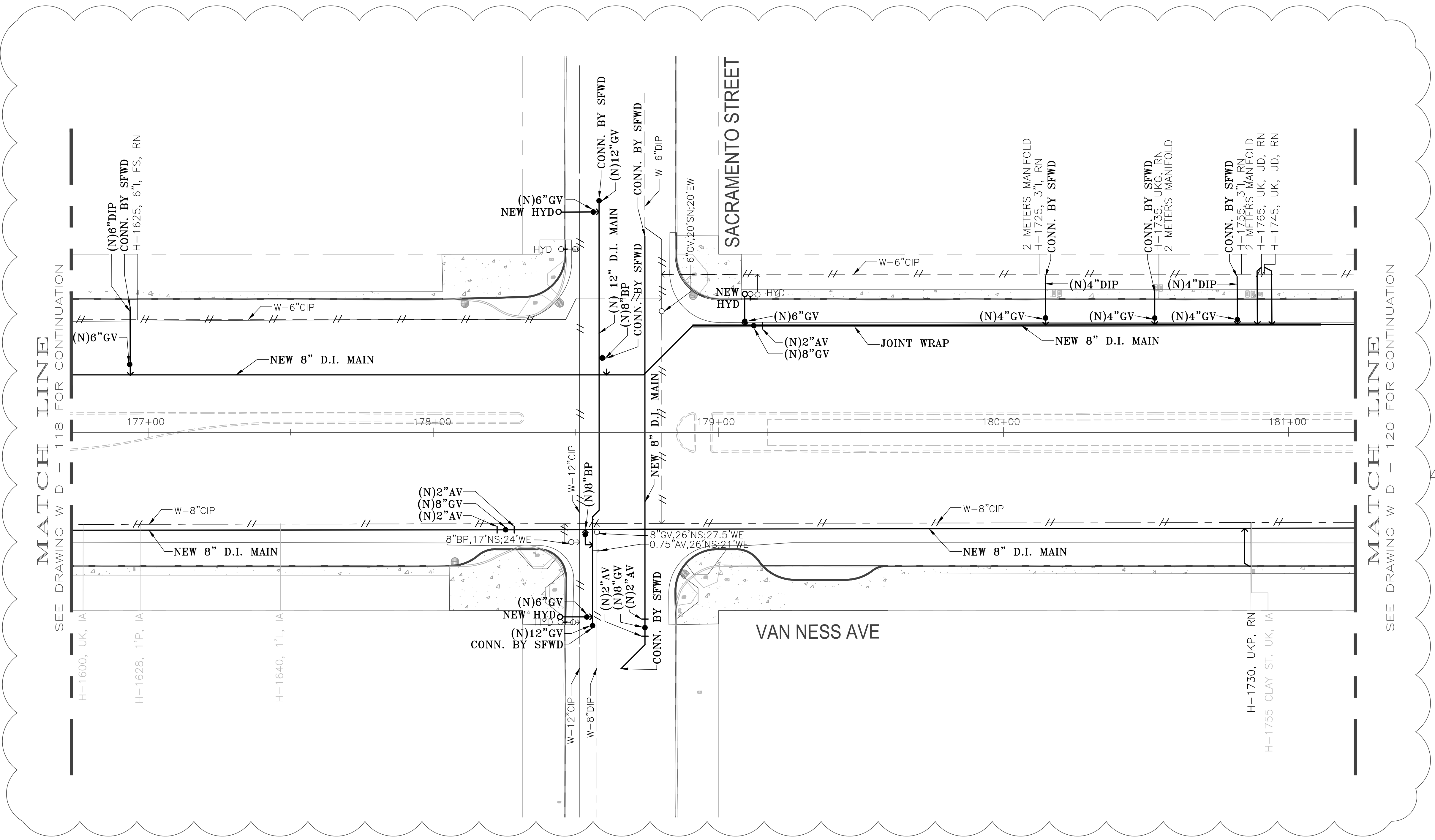
SEE REVISION "O" DRAWINGS  
FOR ORIGINAL SIGNATURES

NO.	DATE	REVISION 1	DESCRIPTION	JL	TN
	AUG 2016	REVISION 1		JL	TN
CAUTION: CHECK WITH TRACING TO SEE IF YOU HAVE LATEST REVISION					
MTA CONTRACT NO. 1289					
<b>CITY AND COUNTY OF SAN FRANCISCO</b> <b>PUBLIC UTILITIES COMMISSION</b> <b>SAN FRANCISCO WATER DEPARTMENT</b>					
<b>VAN NESS CORRIDOR TRANSIT</b> <b>IMPROVEMENT PROJECT</b> <b>WATER WORKS</b> <b>FROM CTL 172+25 TO CTL 176+75</b>					
SECTION ENGINEER	PROJECT ENGINEER	DR.	P.L./G.C.	DATE	NOV 2015
SAM YOUNG	DOUG LEE	CH.	J. LUM	SCALE	AS SHOWN
APPROVED	DRAWING NO.	WD - 118		REVISION NO.	1
MANAGER, CITY DISTRIBUTION DIVISION					



MATCH LINE SEE DRAWING W D - 118 FOR CONTINUATION

MATCH LINE SEE DRAWING W D - 120 FOR CONTINUATION



SEE REVISION "O" DRAWINGS FOR ORIGINAL SIGNATURES

NO.	DATE	REVISION 1	DESCRIPTION	BY	APPROVED
1	AUG 2016	REVISION 1		JL	TN

CAUTION: CHECK WITH TRACING TO SEE IF YOU HAVE LATEST REVISION

MTA CONTRACT NO. 1289

**CITY AND COUNTY OF SAN FRANCISCO  
PUBLIC UTILITIES COMMISSION  
SAN FRANCISCO WATER DEPARTMENT**

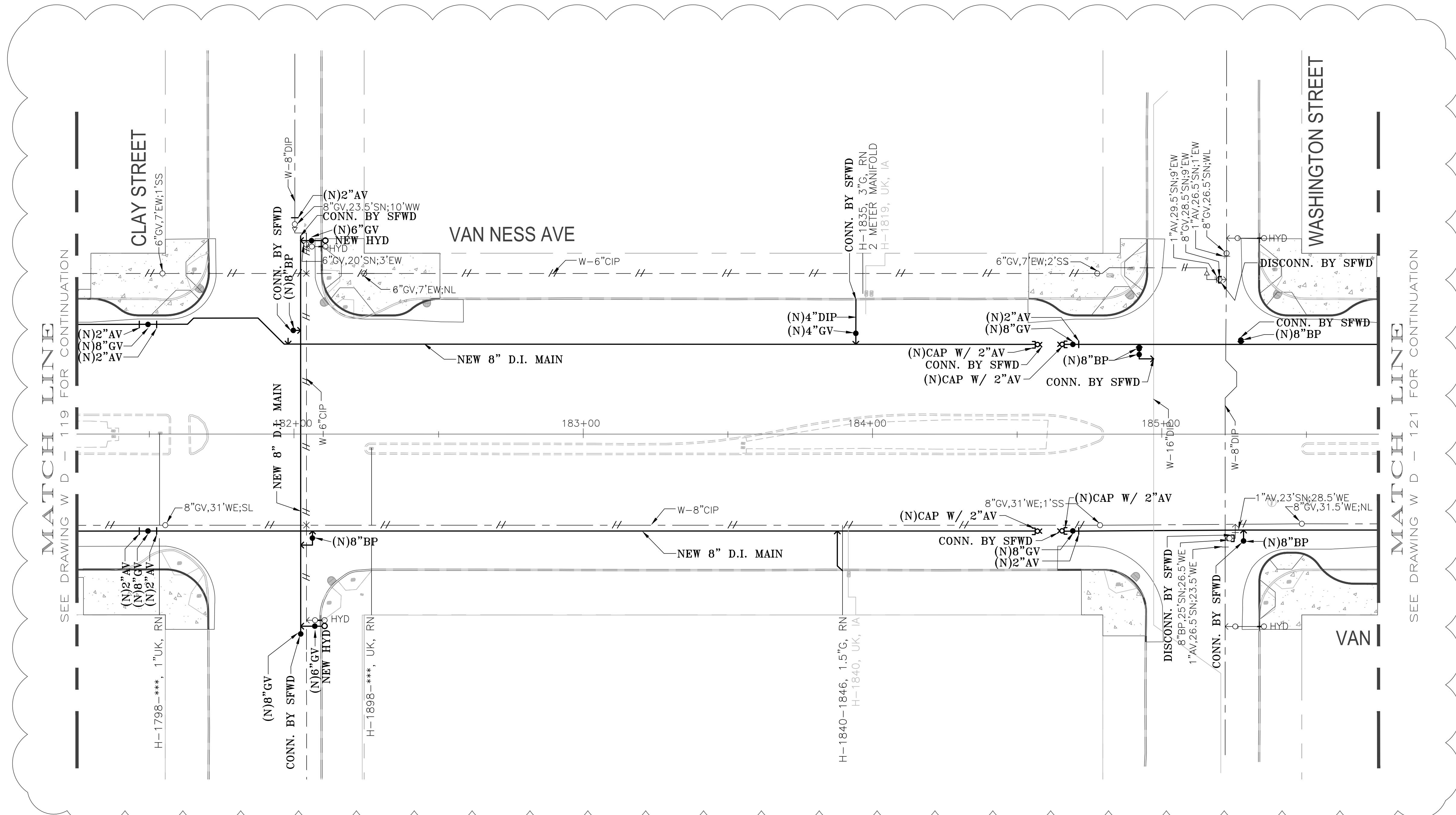
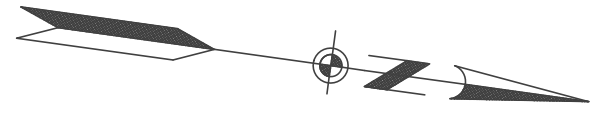
VAN NESS CORRIDOR TRANSIT IMPROVEMENT PROJECT  
WATER WORKS  
FROM CTL 176+75 TO CTL 181+25

SECTION ENGINEER	PROJECT ENGINEER	DR.	P.L./G.C.	DATE	NOV 2015
SAM YOUNG	DOUG LEE	CH.	J. LUM	SCALE	AS SHOWN

APPROVED

DRAWING NO. **WD - 119**

MANAGER, CITY DISTRIBUTION DIVISION



MATCH LINE  
SEE DRAWING W D - 119 FOR CONTINUATION

MATCH LINE  
SEE DRAWING W D - 121 FOR CONTINUATION



SEE REVISION "O" DRAWINGS  
FOR ORIGINAL SIGNATURES

NO.	DATE	REVISION 1	DESCRIPTION	JL	TN
	AUG 2016	REVISION 1		JL	TN

CAUTION: CHECK WITH TRACING TO SEE IF YOU HAVE LATEST REVISION

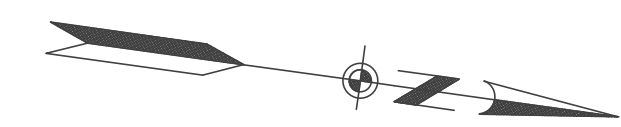
MTA CONTRACT NO. 1289

**CITY AND COUNTY OF SAN FRANCISCO  
PUBLIC UTILITIES COMMISSION  
SAN FRANCISCO WATER DEPARTMENT**

VAN NESS CORRIDOR TRANSIT  
IMPROVEMENT PROJECT  
WATER WORKS  
FROM CTL 181+25 TO CTL 185+75

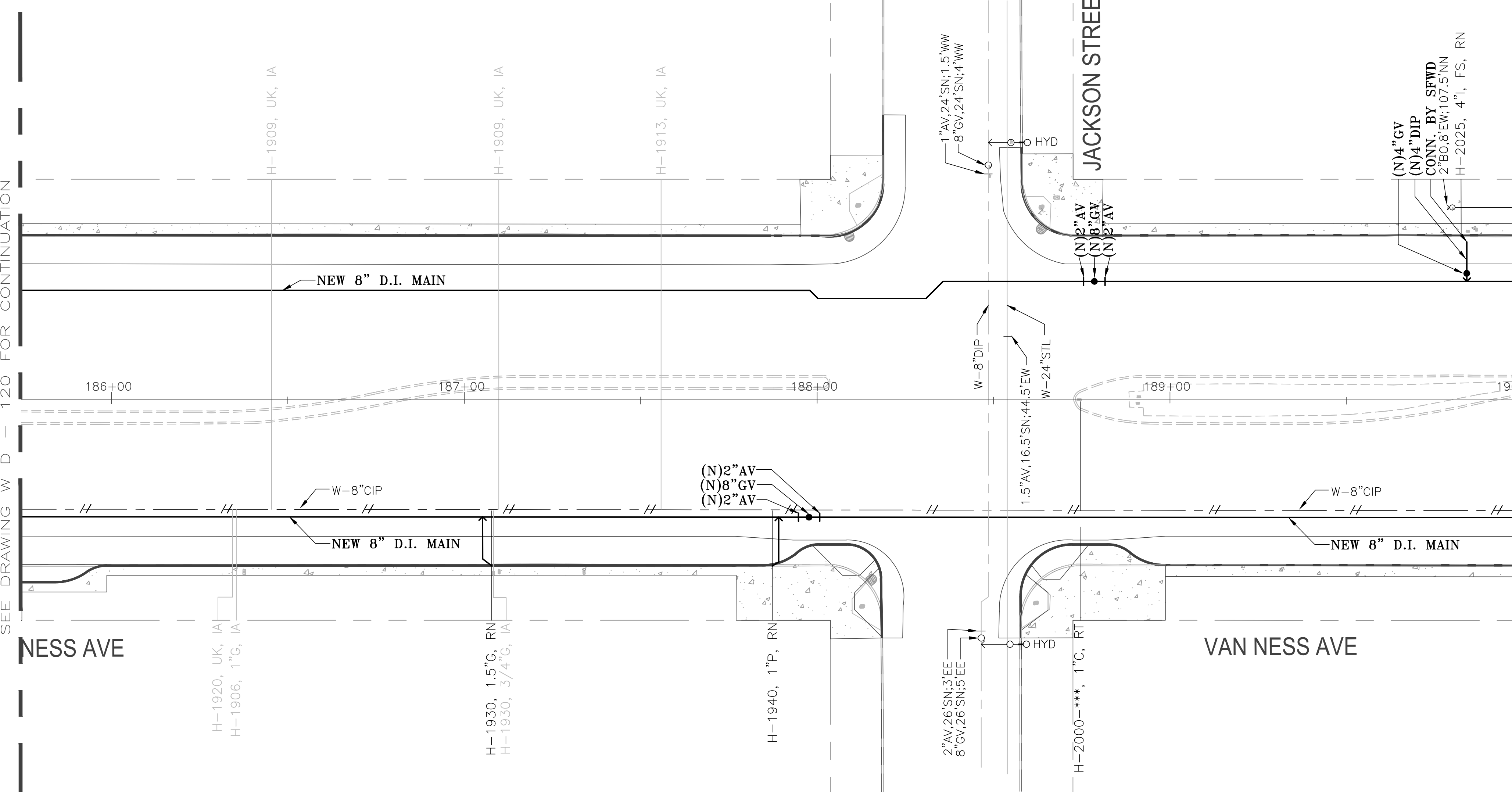
SECTION ENGINEER	PROJECT ENGINEER	DR.	P.L./G.C.	DATE	NOV 2015
SAM YOUNG	DOUG LEE	CH.	J. LUM	SCALE	AS SHOWN
APPROVED	DRAWING NO.	WD - 120		REVISION NO.	1

MANAGER, CITY DISTRIBUTION DIVISION



MATCH LINE  
SEE DRAWING W D - 120 FOR CONTINUATION

MATCH LINE  
SEE DRAWING W D - 122 FOR CONTINUATION



SEE REVISION "O" DRAWINGS  
FOR ORIGINAL SIGNATURES

NO.	DATE	REVISION 1	DESCRIPTION	JL	TN

CAUTION: CHECK WITH TRACING TO SEE IF YOU HAVE LATEST REVISION

MTA CONTRACT NO. 1289

**CITY AND COUNTY OF SAN FRANCISCO  
PUBLIC UTILITIES COMMISSION  
SAN FRANCISCO WATER DEPARTMENT**

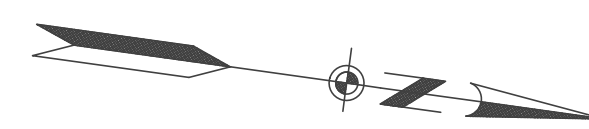
VAN NESS CORRIDOR TRANSIT  
IMPROVEMENT PROJECT  
WATER WORKS  
FROM CTL 185+75 TO CTL 190+00

SECTION ENGINEER	PROJECT ENGINEER	DR.	P.L./G.C.	DATE
SAM YOUNG	DOUG LEE	CH.	J. LUM	NOV 2015
APPROVED	DRAWING NO.	SCALE	AS SHOWN	REVISION NO.
	WD - 121			1

MANAGER, CITY DISTRIBUTION DIVISION


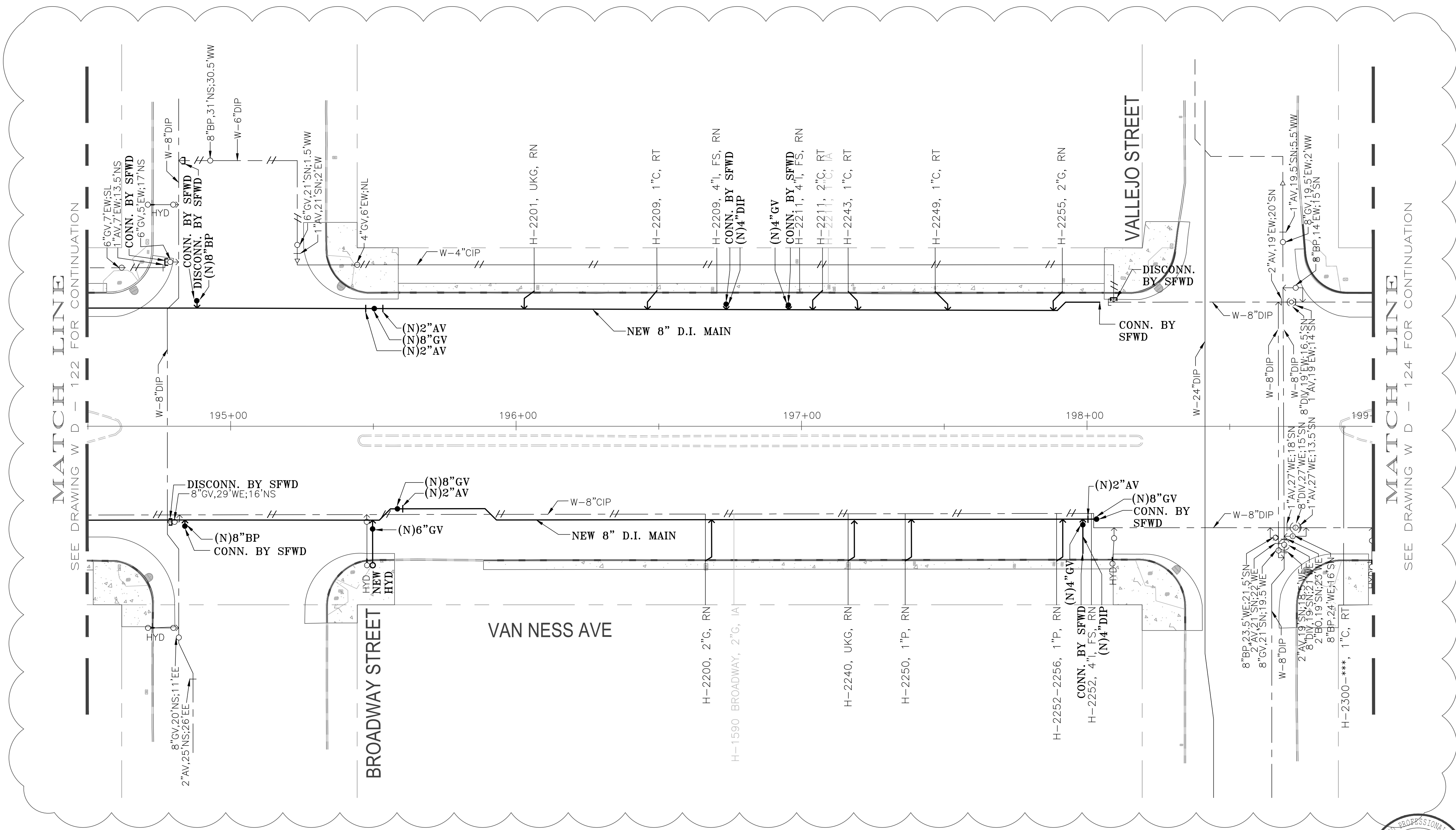






MATCH LINE  
SEE DRAWING W D - 122 FOR CONTINUATION

MATCH LINE  
SEE DRAWING W D - 124 FOR CONTINUATION



SEE REVISION "O" DRAWINGS FOR ORIGINAL SIGNATURES

NO.	DATE	REVISION 1	DESCRIPTION	BY	APPROVED
1	AUG 2016	REVISION 1		JL	TN

CAUTION: CHECK WITH TRACING TO SEE IF YOU HAVE LATEST REVISION

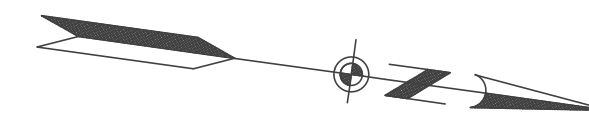
**MTA CONTRACT NO. 1289**

**CITY AND COUNTY OF SAN FRANCISCO  
PUBLIC UTILITIES COMMISSION  
SAN FRANCISCO WATER DEPARTMENT**

**VAN NESS CORRIDOR TRANSIT  
IMPROVEMENT PROJECT  
WATER WORKS  
FROM CTL 194+50 TO CTL 199+00**

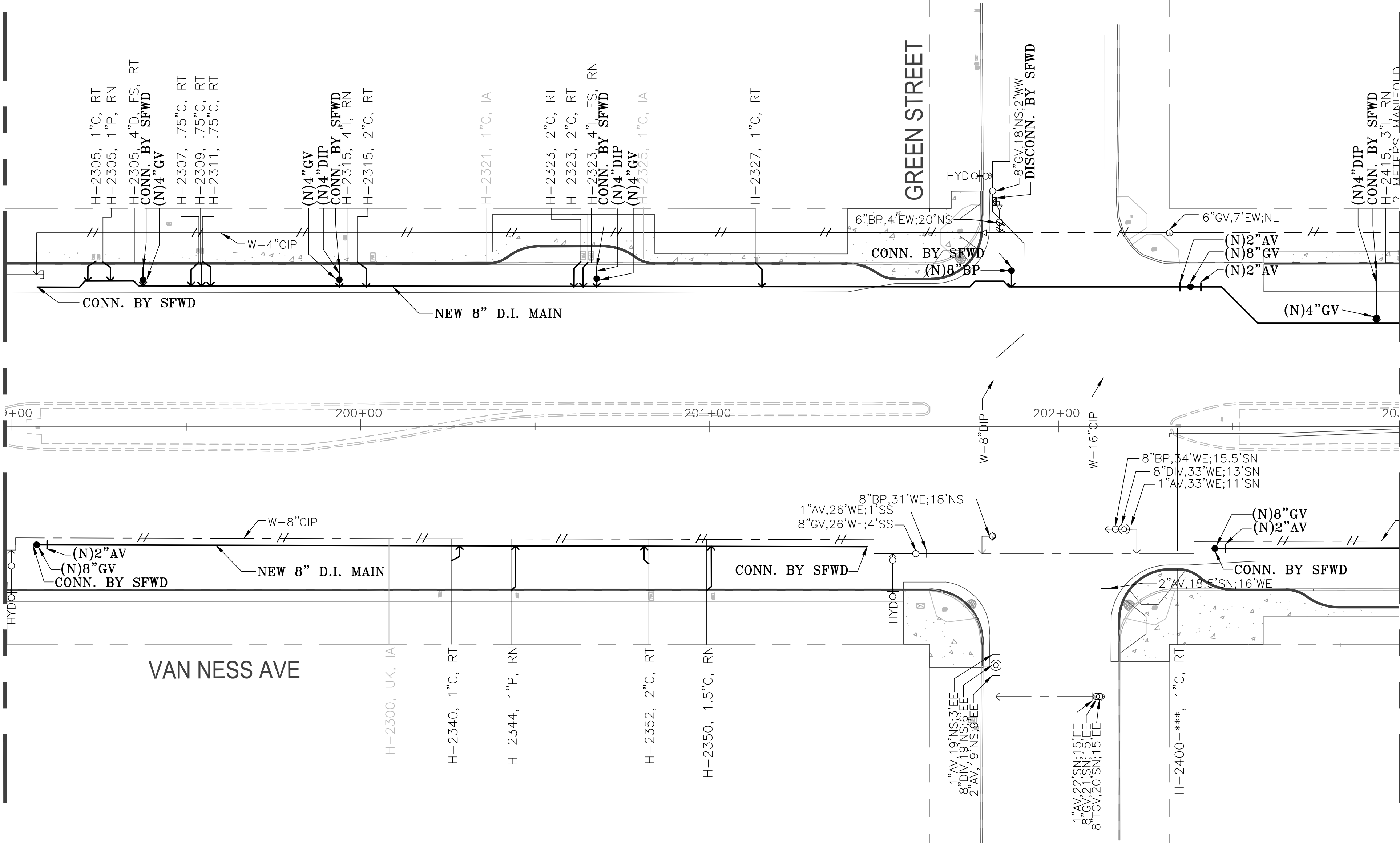
SECTION ENGINEER SAM YOUNG	PROJECT ENGINEER DOUG LEE	DR. P.L./G.C. J. LUM	DATE NOV 2015
APPROVED	DRAWING NO. WD - 123	SCALE AS SHOWN	REVISION NO. 1

MANAGER, CITY DISTRIBUTION DIVISION



MATCH LINE  
SEE DRAWING W D - 123 FOR CONTINUATION

MATCH LINE  
SEE DRAWING W D - 125 FOR CONTINUATION



SEE REVISION "O" DRAWINGS  
FOR ORIGINAL SIGNATURES

NO.	DATE	REVISION 1	DESCRIPTION	BY	APPROVED
1	AUG 2016	REVISION 1		JL	TN

CAUTION: CHECK WITH TRACING TO SEE IF YOU HAVE LATEST REVISION

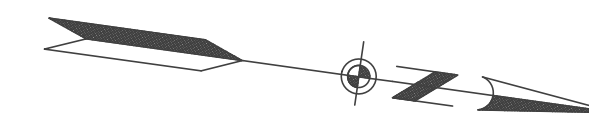
MTA CONTRACT NO. 1289

**CITY AND COUNTY OF SAN FRANCISCO  
PUBLIC UTILITIES COMMISSION  
SAN FRANCISCO WATER DEPARTMENT**

VAN NESS CORRIDOR TRANSIT  
IMPROVEMENT PROJECT  
WATER WORKS  
FROM CTL 199+00 TO CTL 203+00

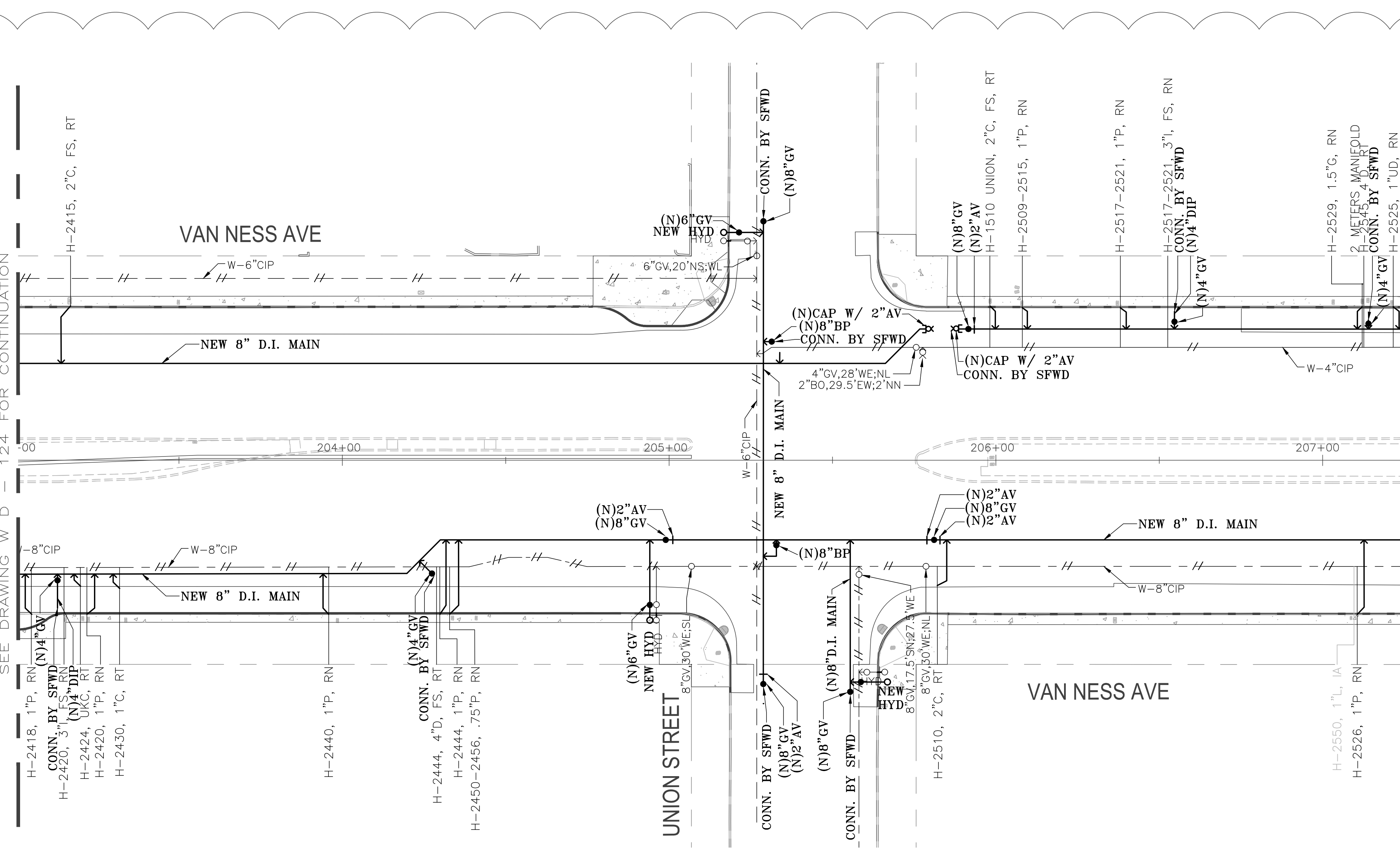
SECTION ENGINEER	PROJECT ENGINEER	DR.	P.L./G.C.	DATE	NOV 2015
SAM YOUNG	DOUG LEE	CH.	J. LUM	SCALE	AS SHOWN
APPROVED	DRAWING NO.	WD - 124	REVISION NO.	1	

MANAGER, CITY DISTRIBUTION DIVISION



MATCH LINE  
SEE DRAWING W D - 124 FOR CONTINUATION

MATCH LINE  
SEE DRAWING W D - 126 FOR CONTINUATION



SEE REVISION "O" DRAWINGS FOR ORIGINAL SIGNATURES

NO.	DATE	REVISION	DESCRIPTION	BY	APPROVED
1	AUG 2016	REVISION 1		JL	TN

CAUTION: CHECK WITH TRACING TO SEE IF YOU HAVE LATEST REVISION

MTA CONTRACT NO. 1289

**CITY AND COUNTY OF SAN FRANCISCO  
PUBLIC UTILITIES COMMISSION  
SAN FRANCISCO WATER DEPARTMENT**

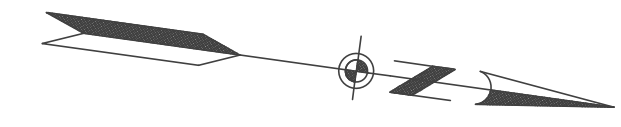
VAN NESS CORRIDOR TRANSIT IMPROVEMENT PROJECT  
WATER WORKS  
FROM CTL 203+00 TO CTL 207+25

SECTION ENGINEER	PROJECT ENGINEER	DR.	P.L./G.C.	DATE	NOV 2015
SAM YOUNG	DOUG LEE	CH.	J. LUM	SCALE	AS SHOWN

APPROVED

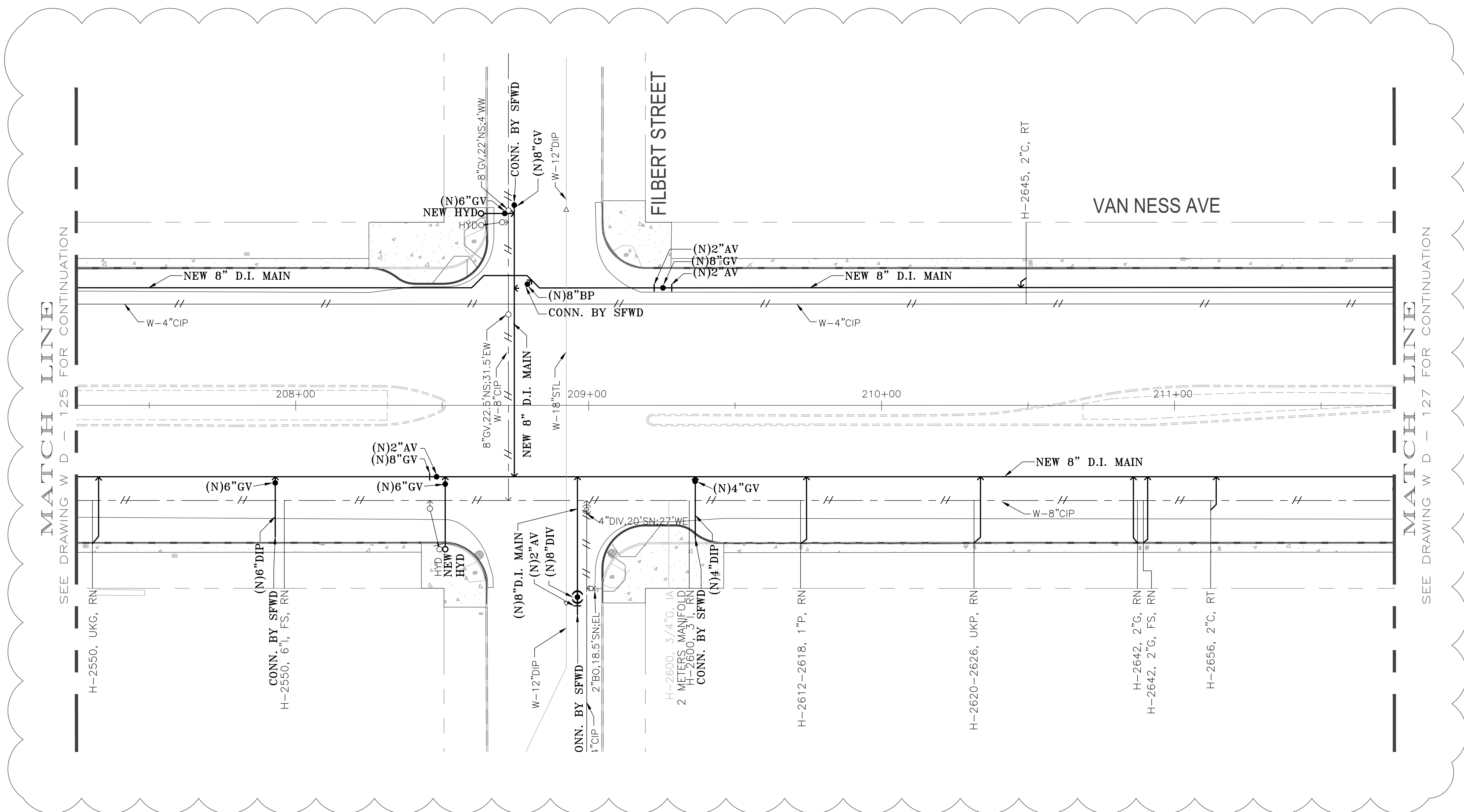
DRAWING NO. **WD - 125**

MANAGER, CITY DISTRIBUTION DIVISION



MATCH LINE  
SEE DRAWING W D - 125 FOR CONTINUATION

MATCH LINE  
SEE DRAWING W D - 127 FOR CONTINUATION



SEE REVISION "O" DRAWINGS  
FOR ORIGINAL SIGNATURES



NO.	DATE	REVISION 1	DESCRIPTION	BY	APPROVED
1	AUG 2016	REVISION 1		JL	TN

CAUTION: CHECK WITH TRACING TO SEE IF YOU HAVE LATEST REVISION

MTA CONTRACT NO. 1289

**CITY AND COUNTY OF SAN FRANCISCO  
PUBLIC UTILITIES COMMISSION  
SAN FRANCISCO WATER DEPARTMENT**

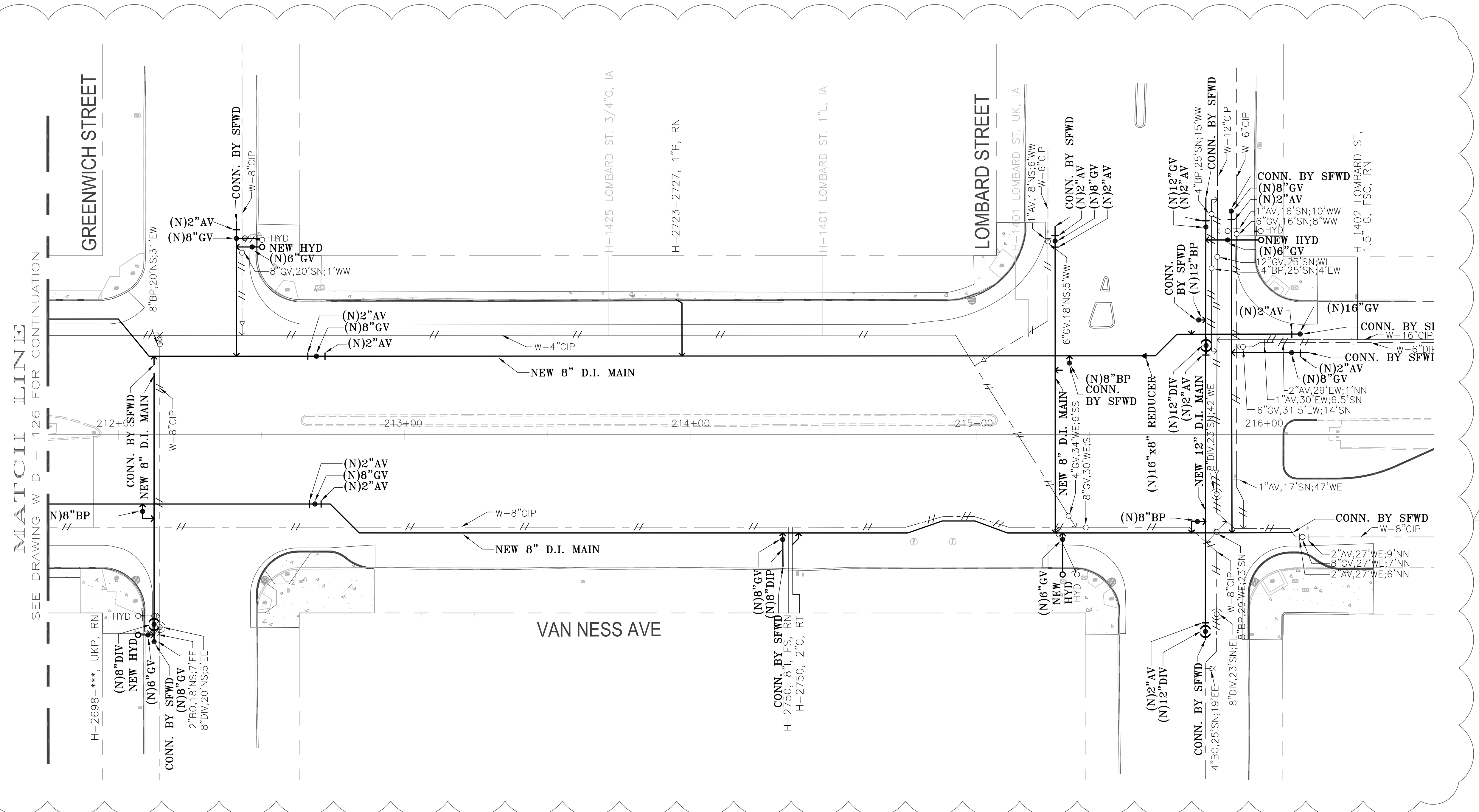
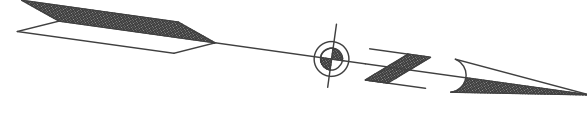
VAN NESS CORRIDOR TRANSIT  
IMPROVEMENT PROJECT  
WATER WORKS  
FROM CLT 207+25 TO CLT 211+75

SECTION ENGINEER	PROJECT ENGINEER	DR.	P.L./G.C.	DATE	NOV 2015
SAM YOUNG	DOUG LEE	CH.	J. LUM	SCALE	AS SHOWN

APPROVED

DRAWING NO. **WD - 126**

MANAGER, CITY DISTRIBUTION DIVISION



MATCH LINE  
SEE DRAWING W D - 126 FOR CONTINUATION

SEE REVISION "O" DRAWINGS  
FOR ORIGINAL SIGNATURES



NO.	DATE	REVISION 1	DESCRIPTION	JL	TN
	AUG 2016				

CAUTION: CHECK WITH TRACING TO SEE IF YOU HAVE LATEST REVISION

MTA CONTRACT NO. 1289

**CITY AND COUNTY OF SAN FRANCISCO  
PUBLIC UTILITIES COMMISSION  
SAN FRANCISCO WATER DEPARTMENT**

VAN NESS CORRIDOR TRANSIT  
IMPROVEMENT PROJECT  
WATER WORKS  
FROM CTL 211+75 TO CTL 216+25

SECTION ENGINEER	PROJECT ENGINEER	DR.	P.L./G.C.	DATE	NOV 2015
SAM YOUNG	DOUG LEE	CH.	J. LUM	SCALE	AS SHOWN

APPROVED

DRAWING NO. **WD - 127**

MANAGER, CITY DISTRIBUTION DIVISION