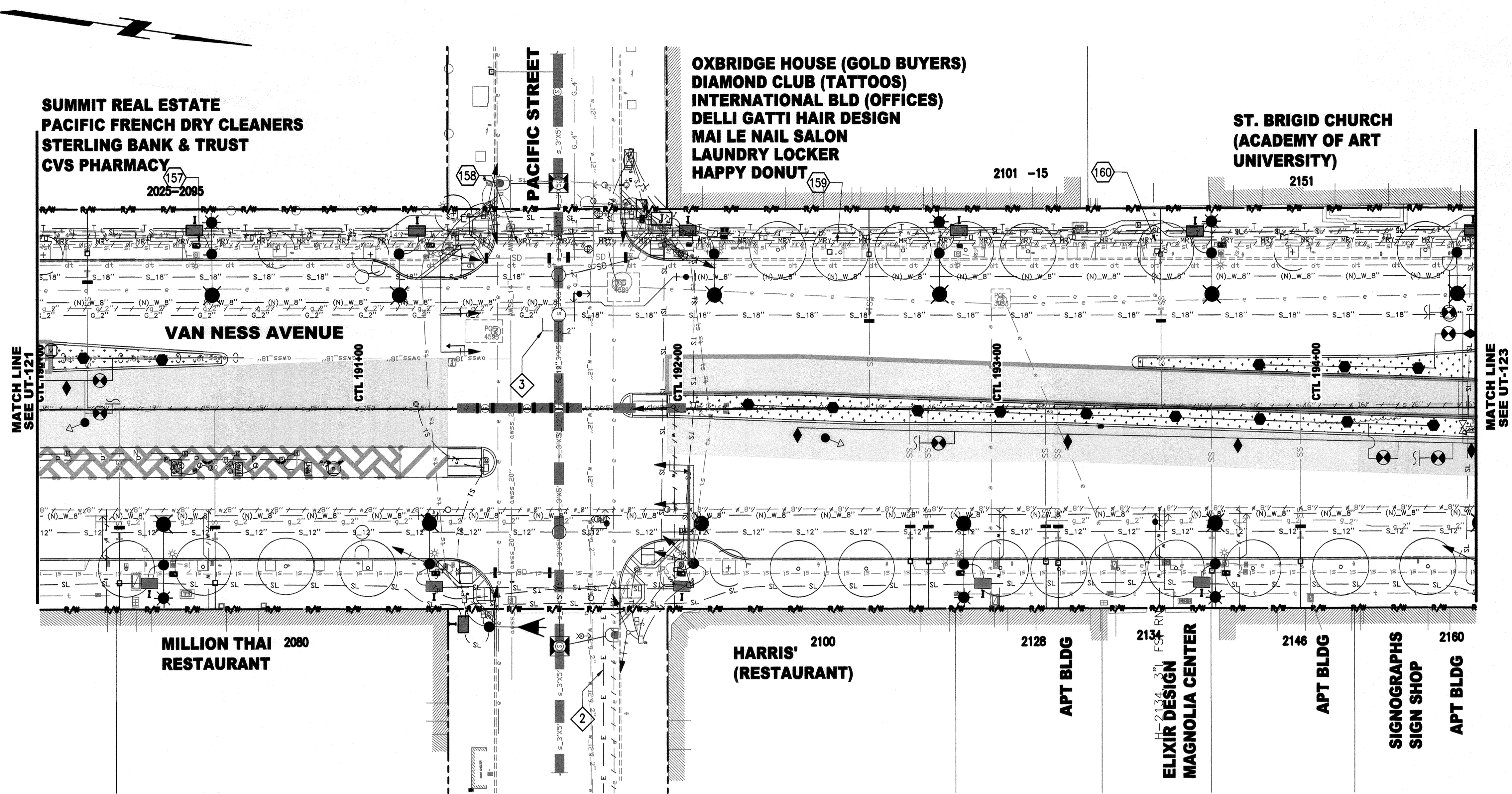
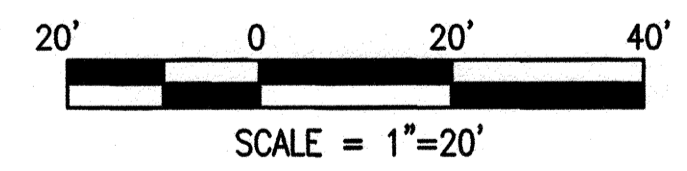


I:\CPT16401_Van Ness BRT\2_CER\500_Design Components\501_Drawings\24_Utility\Sheet Files\CPT16401UT122.dwg jwilson Mon Jan 04 2016 4:27 pm



- NOTES:**
- SEE UT-G1 FOR NOTES AND LEGEND.
 - PG&E ELECTRIC DUCTBANK IN CONFLICT WITH (N) CATCHBASIN TO BE RELOCATED BY OTHERS.
 - PG&E GAS LINE IN CONFLICT WITH (N) SEWER MANHOLE TO BE RELOCATED BY OTHERS.

POSITIVE LOCATION INFORMATION				
NO.	LOCATION	DEPTH BFG	FACILITY	METHOD
157	CTL 190+50, 52'L	1'-10"	TP DUCTBANK	ELECTRONIC
158	CTL 191+50, 52'L	9'-10"	TP DUCTBANK	ELECTRONIC
159	CTL 192+50, 52'L	2'-3"	TP DUCTBANK	ELECTRONIC
160	CTL 193+50, 52'L	1'-8"	TP DUCTBANK	ELECTRONIC



NO.	DATE	DESCRIPTION	REVISED	CHECKED	APPROVED
REVISIONS					

DESIGNED	<i>[Signature]</i>
DRAWN	<i>[Signature]</i>
CHECKED	
REVIEWED	
RECOMMENDED	
APPROVED	
DATE	MAY 13 2016

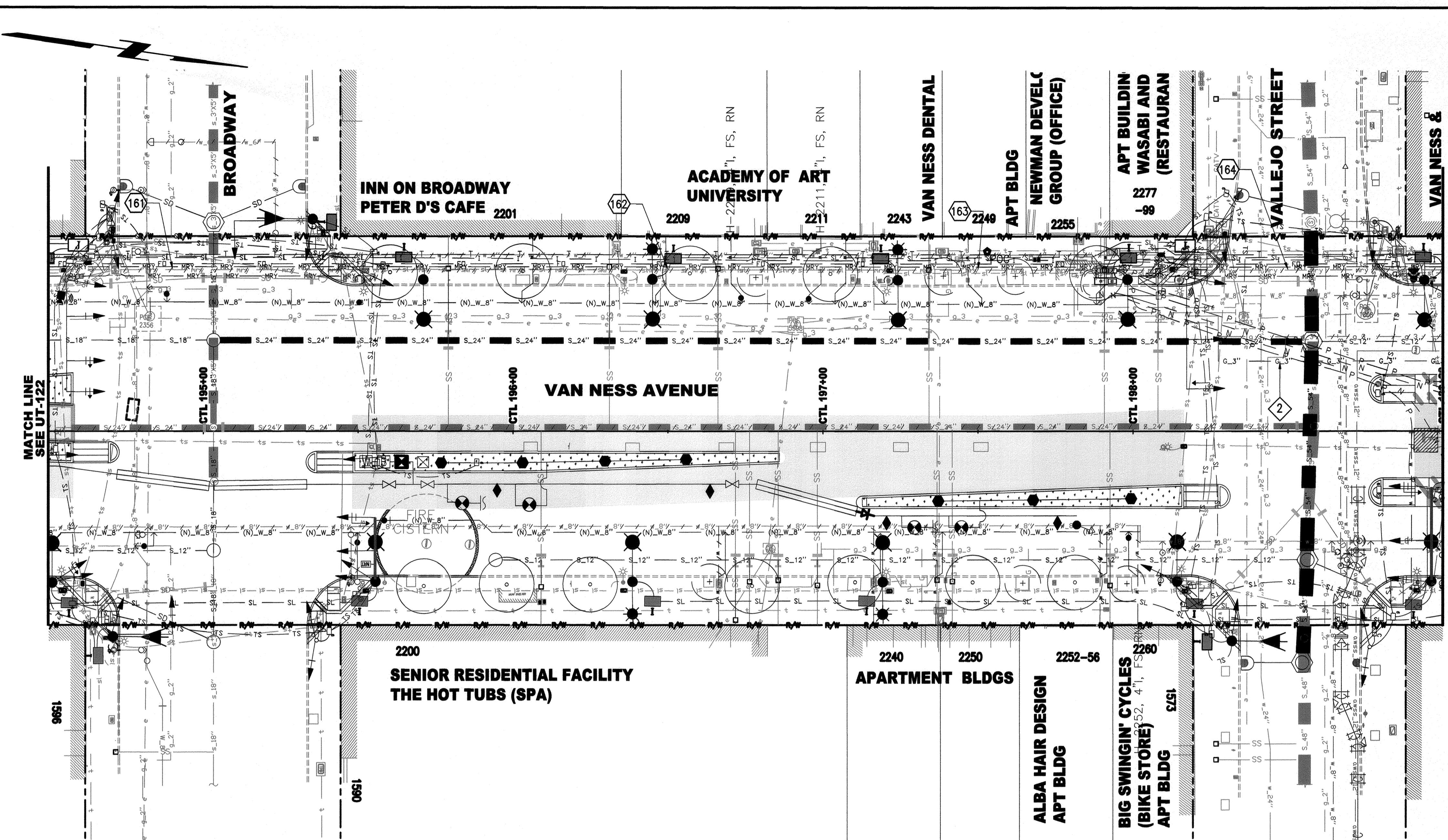
CITY AND COUNTY OF SAN FRANCISCO
MUNICIPAL TRANSPORTATION AGENCY

APPROVED

for the DIRECTOR OF TRANSPORTATION

MUNI BUS RAPID TRANSIT SYSTEM		1289
VAN NESS CORRIDOR TRANSIT IMPROVEMENT PROJECT		
UTILITY COMPOSITE CTL 190+00 TO 194+50 PLAN	UT-122 UT-131	REVISION 0

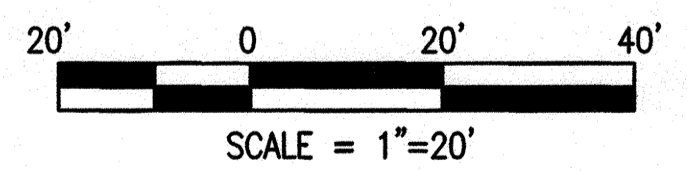
I:\CPT1640.1_Van_Ness_BRT_V2_CERA_V300_Design_Components\501_Drawings\24_Utilities\Sheet_Files\CPT16401UT123.dwg_pjwilson Tue Dec 01 2015 - 3:21 pm
 BORDER REVISED 11/17/05



- NOTES:**
- SEE UT-G1 FOR NOTES AND LEGEND.
 - PG&E GAS LINE IN CONFLICT WITH (N) SEWER MANHOLE TO BE RELOCATED BY OTHERS.


POSITIVE LOCATION INFORMATION

NO.	LOCATION	DEPTH BFG	FACILITY	METHOD
161	CTL 194+90, 52'L	3'-9"	TP DUCTBANK	ELECTRONIC
162	CTL 196+50, 52'L	2'-0"	TP DUCTBANK	ELECTRONIC
163	CTL 197+50, 52'L	2'-7"	TP DUCTBANK	ELECTRONIC
164	CTL 198+50, 52'L	4'-4"	TP DUCTBANK	ELECTRONIC



NO.	DATE	DESCRIPTION	REVISED	CHECKED	APPROVED
REVISIONS					

DESIGNED: *Proton Wilson*
 DRAWN: *Proton Wilson*
 CHECKED: _____
 REVIEWED: _____
 RECOMMENDED: _____
 APPROVED: _____
 DATE: **MAY 18 2016**



CITY AND COUNTY OF SAN FRANCISCO
MUNICIPAL TRANSPORTATION AGENCY

APPROVED

for the DIRECTOR OF TRANSPORTATION

MUNI BUS RAPID TRANSIT SYSTEM
VAN NESS CORRIDOR TRANSIT IMPROVEMENT PROJECT

1289

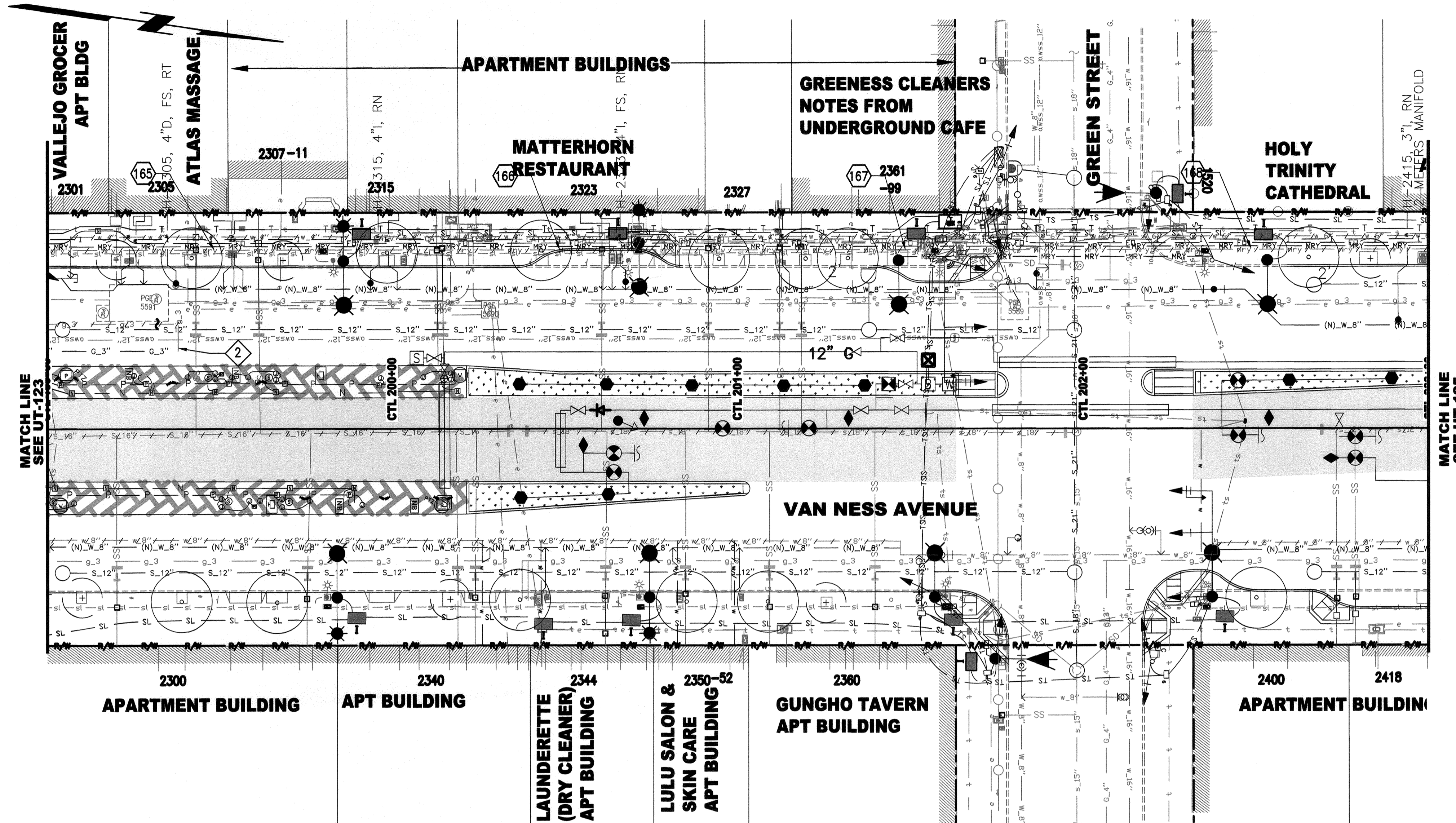
UTILITY COMPOSITE
 CTL 194+50 TO 199+00
 PLAN

UT-123

UT-131

REVISION
 0

I:\CPT6401_Van Ness BRV_2_CER\500_Design_Components\501_Drawings\24_UTILITY\Sheet_Files\CPT6401UT124.dwg tpwilson Wed Dec 02 2015 - 8:40 am

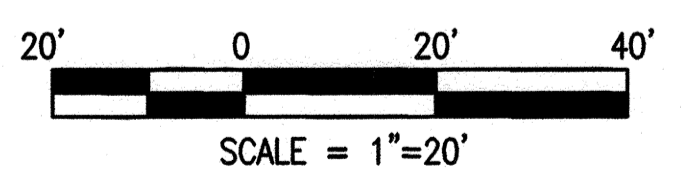


NOTES:

1. SEE UT-G1 FOR NOTES AND LEGEND.
2. (E) PG&E GAS LINE IN CONFLICT WITH (N) SEWER LINE TO BE RELOCATED BY OTHERS.


POSITIVE LOCATION INFORMATION

NO.	LOCATION	DEPTH BFG	FACILITY	METHOD
165	CTL 199+50, 52'L	3'-0"	TP DUCTBANK	ELECTRONIC
166	CTL 200+50, 52'L	2'-4"	TP DUCTBANK	ELECTRONIC
167	CTL 201+50, 52'L	1'-8"	TP DUCTBANK	ELECTRONIC
168	CTL 202+50, 52'L	1'-7"	TP DUCTBANK	ELECTRONIC



NO.	DATE	DESCRIPTION	REVISED	CHECKED	APPROVED
REVISIONS					

DESIGNED: *[Signature]*
 DRAWN: *[Signature]*
 CHECKED: _____
 REVIEWED: _____
 RECOMMENDED: _____
 APPROVED: _____
 DATE: **MAY 13 2016**



CITY AND COUNTY OF SAN FRANCISCO
MUNICIPAL TRANSPORTATION AGENCY

APPROVED

for the DIRECTOR OF TRANSPORTATION

MUNI BUS RAPID TRANSIT SYSTEM
VAN NESS CORRIDOR TRANSIT IMPROVEMENT PROJECT

1289

UTILITY COMPOSITE
 CTL 199+00 TO 203+00
 PLAN

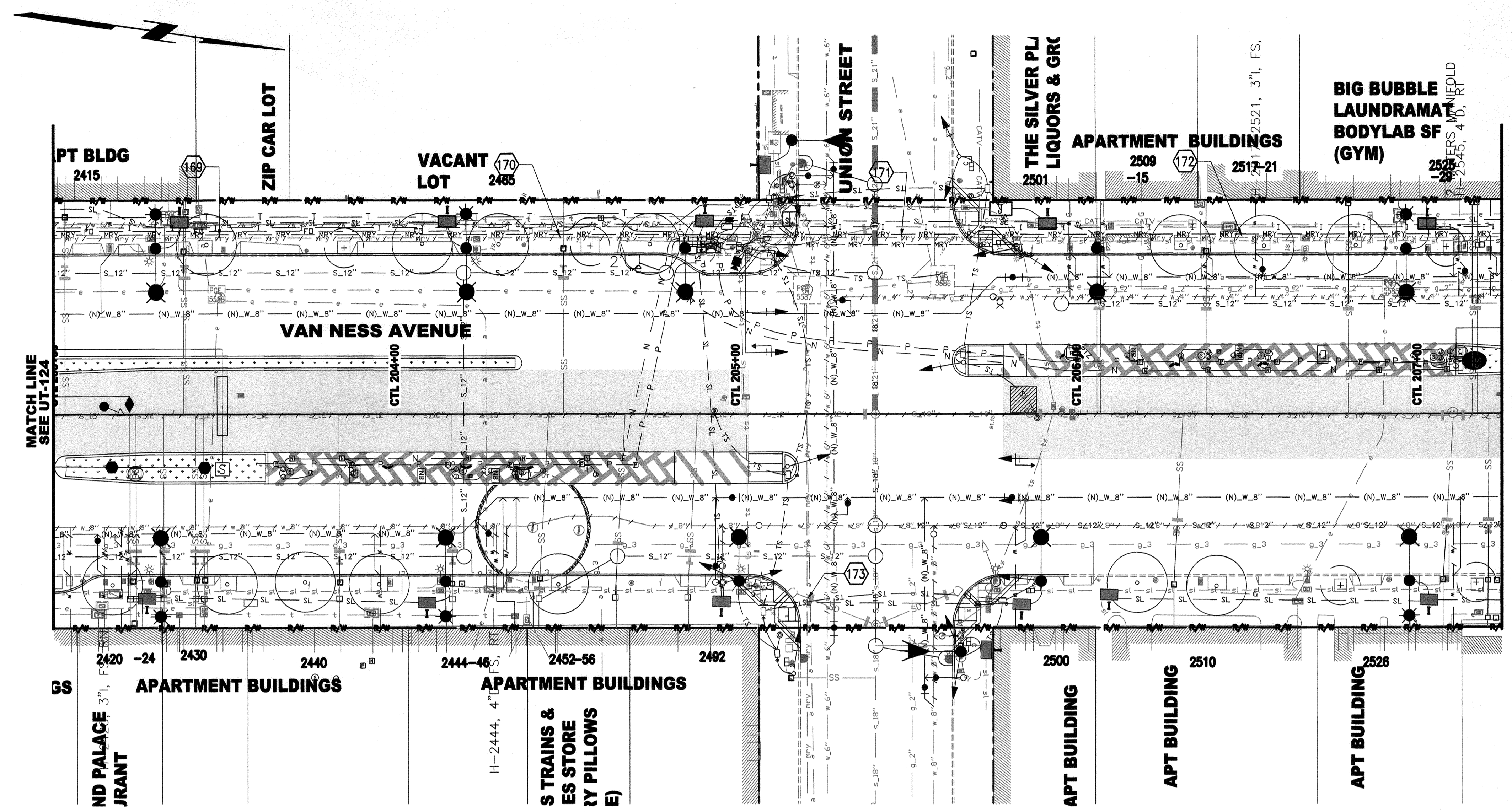
UT-124

UT-131

REVISION

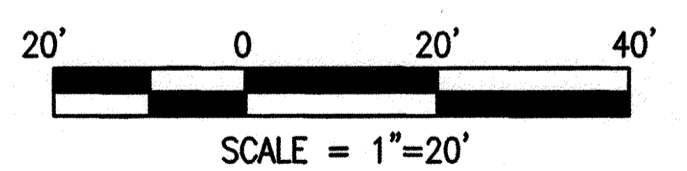
0

I:\CP16401_Van Ness BRT\2_CER\500_Design_Components\501_Drawings\24_Utilities\Sheet Files\CP16401UT125.dwg pwlison Wed Dec 02 2015 - 9:05 am




NOTES:
1. SEE UT-G1 FOR NOTES AND LEGEND.

POSITIVE LOCATION INFORMATION				
NO.	LOCATION	DEPTH BFG	FACILITY	METHOD
169	CTL 203+50, 52'L	1'-4"	TP DUCTBANK	ELECTRONIC
170	CTL 204+50, 52'L	1'-4"	TP DUCTBANK	ELECTRONIC
171	CTL 205+50, 52'L	3'-5"	TP DUCTBANK	ELECTRONIC
172	CTL 206+50, 52'L	2'-9"	TP DUCTBANK	ELECTRONIC
173	CTL 205+21, 54'R	1'-7"	TP DUCTBANK	ELECTRONIC



NO.	DATE	DESCRIPTION	REVISED	CHECKED	APPROVED
REVISIONS					

DESIGNED: *Protulisa*
 DRAWN: *Protulisa*
 CHECKED: _____
 REVIEWED: _____
 RECOMMENDED: _____
 APPROVED: _____
 DATE: **MAY 13 2016**



CITY AND COUNTY OF SAN FRANCISCO
MUNICIPAL TRANSPORTATION AGENCY

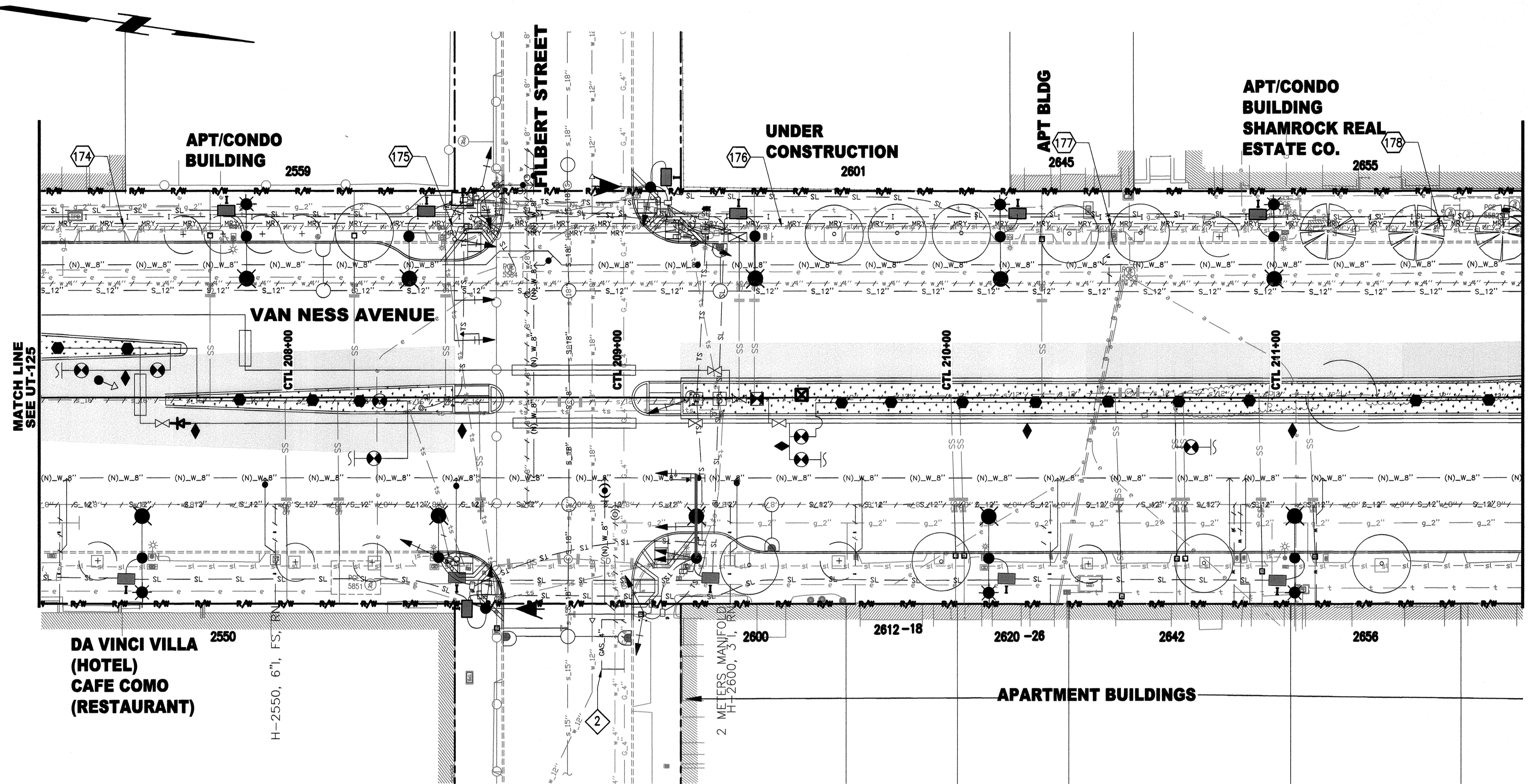
APPROVED
 for the DIRECTOR OF TRANSPORTATION

MUNI BUS RAPID TRANSIT SYSTEM
VAN NESS CORRIDOR TRANSIT IMPROVEMENT PROJECT

1289	
UT-125	REVISION
UT-131	0

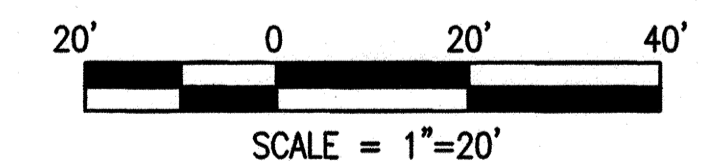
NOTES:

1. SEE UT-G1 FOR NOTES AND LEGEND.
2. PG&E 4" GAS LINE IN CONFLICT WITH (N) CATCHBASIN TO BE RELOCATED BY OTHERS.



POSITIVE LOCATION INFORMATION

NO.	LOCATION	DEPTH BFG	FACILITY	METHOD
174	CTL 207+50, 52'L	2'-9"	TP DUCTBANK	ELECTRONIC
175	CTL 208+50, 52'L	3'-2"	TP DUCTBANK	ELECTRONIC
176	CTL 209+50, 52'L	2'-6"	TP DUCTBANK	ELECTRONIC
177	CTL 210+50, 52'L	2'-6"	TP DUCTBANK	ELECTRONIC
178	CTL 211+50, 52'L	2'-5"	TP DUCTBANK	ELECTRONIC



I:\CP16401_Van_Ness_BRT_V2_CER_500_Design_Components\501_Drawings\24_Utility_Sheet_Files\CP16401UT126.dwg, pwilson, Wed Dec 02, 2015 - 9:11 am

NO.	DATE	DESCRIPTION	REVISED	CHECKED	APPROVED
REVISIONS					

DESIGNED: *Proton*
 DRAWN: *Proton*
 CHECKED:
 REVIEWED:
 RECOMMENDED:
 APPROVED:
 DATE: **MAY 13 2016**



CITY AND COUNTY OF SAN FRANCISCO
MUNICIPAL TRANSPORTATION AGENCY
 APPROVED
 for the DIRECTOR OF TRANSPORTATION

MUNI BUS RAPID TRANSIT SYSTEM
VAN NESS CORRIDOR TRANSIT IMPROVEMENT PROJECT
 UTILITY COMPOSITE
**CTL 207+25 TO 211+75
 PLAN**

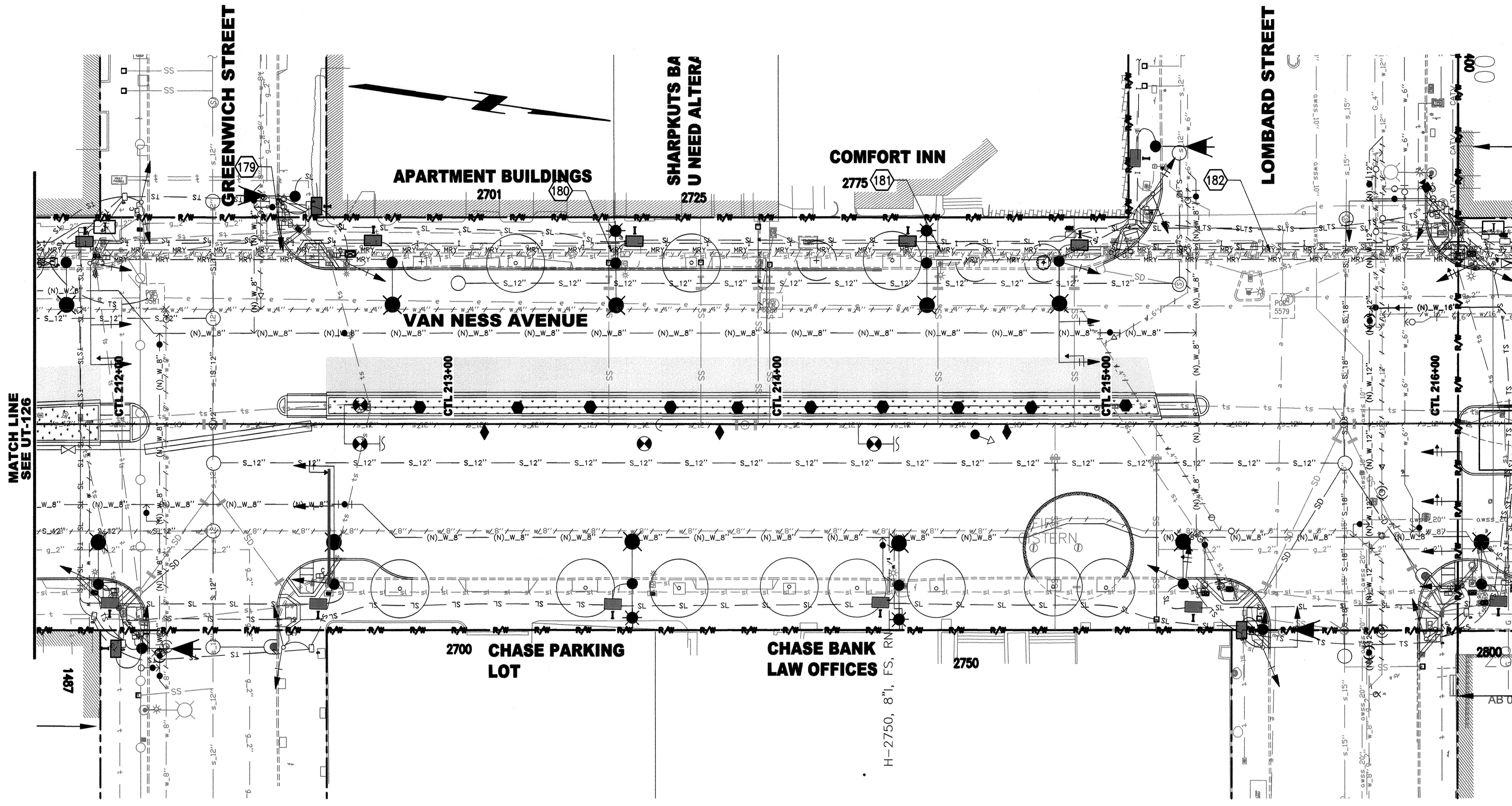
1289	
UT-126	REVISION
UT-131	0

MATCH LINE
SEE UT-126

MATCH LINE
SEE UT-128

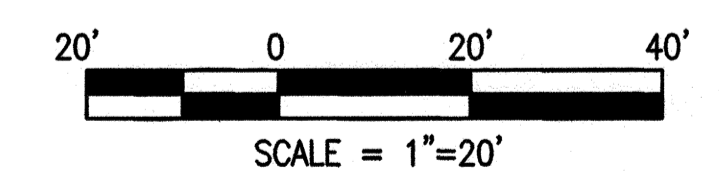
NOTES:

- SEE UT-G1 FOR NOTES AND LEGEND.



POSITIVE LOCATION INFORMATION


NO.	LOCATION	DEPTH BFG	DIMENSION	METHOD
179	CTL 212+50, 52'L	3'-8"	TP DUCTBANK	ELECTRONIC
180	CTL 213+50, 52'L	2'-5"	TP DUCTBANK	ELECTRONIC
181	CTL 214+50, 52'L	1'-10"	TP DUCTBANK	ELECTRONIC
182	CTL 215+50, 52'L	2'-2"	TP DUCTBANK	ELECTRONIC



I:\CPT6401_Van Ness BRV_2_CER\500_Design Components\501_Drawings\24_UTILITY\Sheet Files\CPT6401UT127.dwg p.wilson Wed Dec 02 2015 - 9:35 am

NO.	DATE	DESCRIPTION	REVISED	CHECKED	APPROVED
REVISIONS					

DESIGNED *p.wilson*
 DRAWN *p.wilson*
 CHECKED _____
 REVIEWED _____
 RECOMMENDED _____
 APPROVED _____
 DATE **MAY 13 2016**



CITY AND COUNTY OF SAN FRANCISCO
MUNICIPAL TRANSPORTATION AGENCY

APPROVED

for the DIRECTOR OF TRANSPORTATION

MUNI BUS RAPID TRANSIT SYSTEM
VAN NESS CORRIDOR TRANSIT IMPROVEMENT PROJECT

1289

UTILITY COMPOSITE
 CTL 211+75 TO 216+25
 PLAN

UT-127

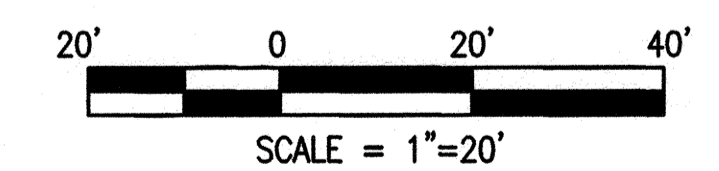
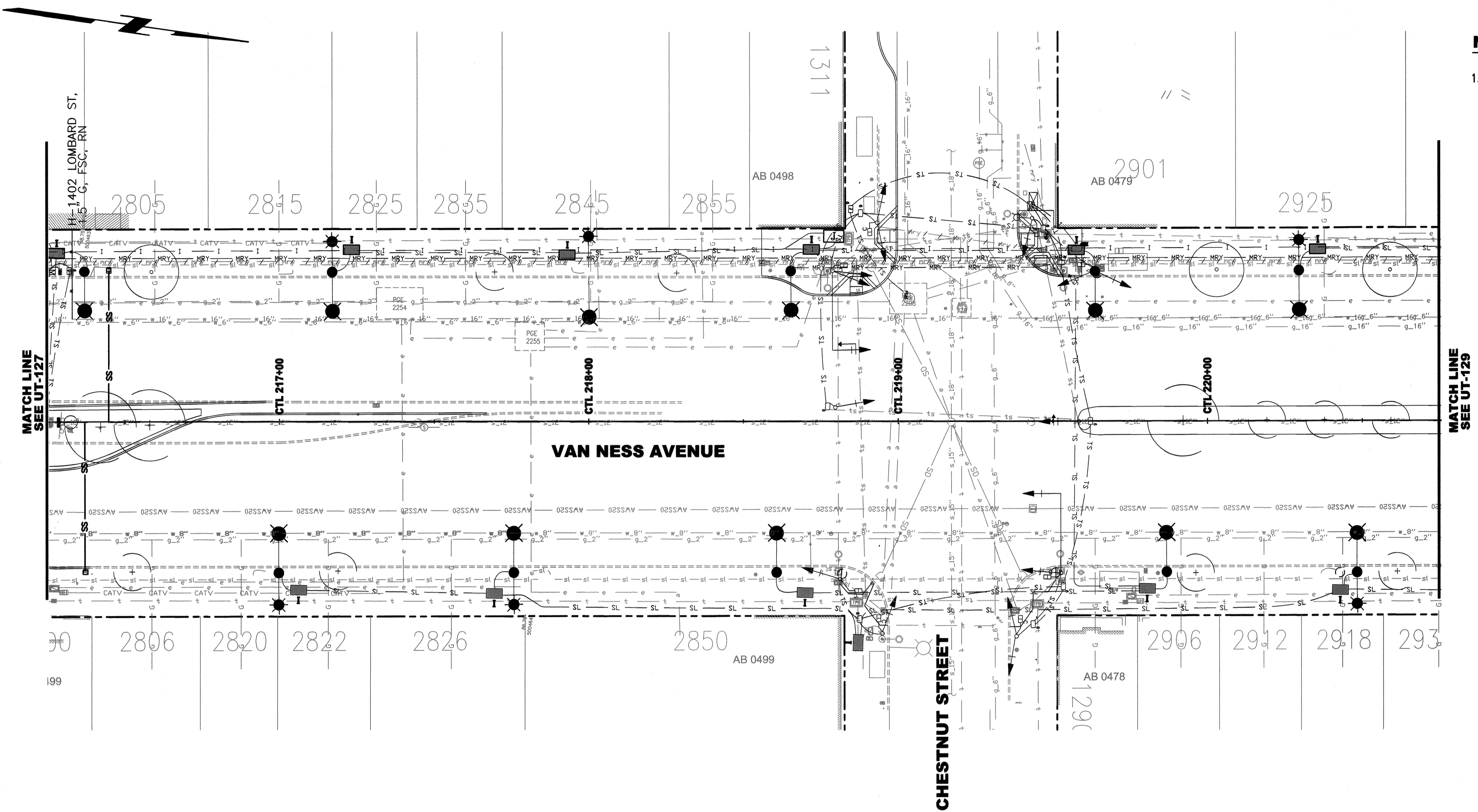
UT-131

REVISION

0

NOTES:


1. SEE UT-G1 FOR NOTES AND LEGEND.



I:\CP16401_Van Ness BRTV2_CER\500_Design Components\501_Drawings\24_UTILITY\Sheet Files\CP16401UT128.dwg, pwillson, Wed Dec 02 2015 - 11:34 am

NO.	DATE	DESCRIPTION	REVISED	CHECKED	APPROVED
REVISIONS					

DESIGNED <i>Patricia</i>
DRAWN <i>Patricia</i>
CHECKED
REVIEWED
RECOMMENDED
APPROVED
DATE MAY 13 2016



CITY AND COUNTY OF SAN FRANCISCO
MUNICIPAL TRANSPORTATION AGENCY

APPROVED

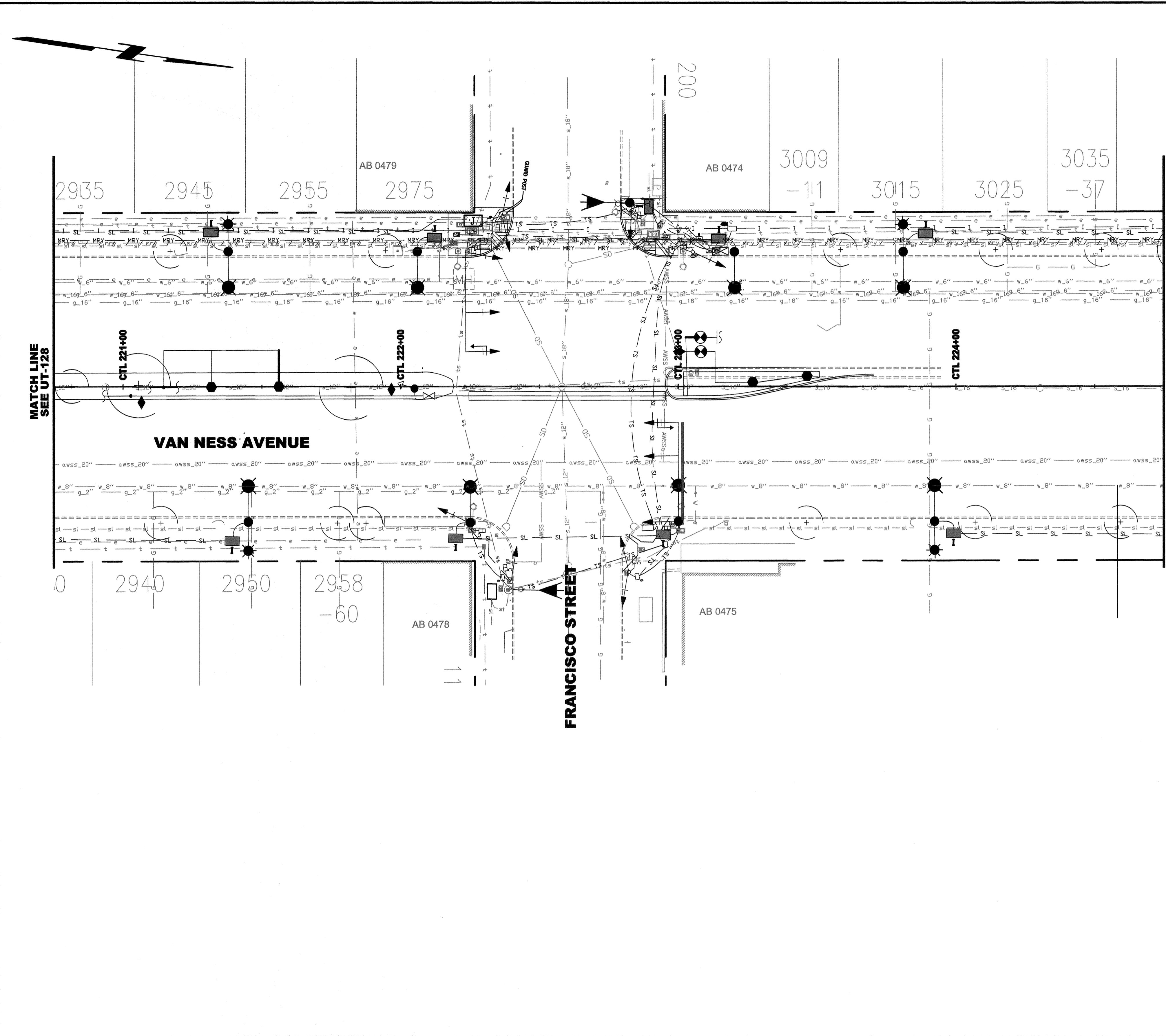
for the DIRECTOR OF TRANSPORTATION

MUNI BUS RAPID TRANSIT SYSTEM
VAN NESS CORRIDOR TRANSIT IMPROVEMENT PROJECT

**UTILITY COMPOSITE
CTL 216+25 TO 220+75
PLAN**

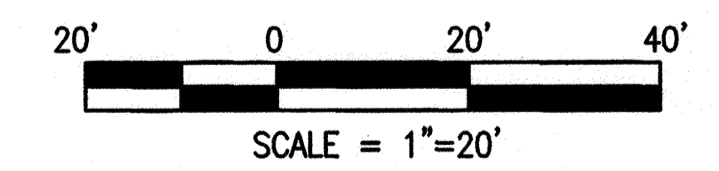
1289
UT-128
UT-131
REVISION 0

I:\CPT640.1 Van Ness BRT V2_CER\500_Design Components\501_Drawings\24_UTILITY\Sheet Files\CPT640\UT129.dwg pmlison Thu Dec 03 2015 - 10:12 am




NOTES:

1. SEE UT-G1 FOR NOTES AND LEGEND.



NO.	DATE	DESCRIPTION	REVISED	CHECKED	APPROVED
REVISIONS					

DESIGNED <i>Patricia Wilson</i>
DRAWN <i>Patricia Wilson</i>
CHECKED
REVIEWED
RECOMMENDED
APPROVED
DATE MAY 13 2016



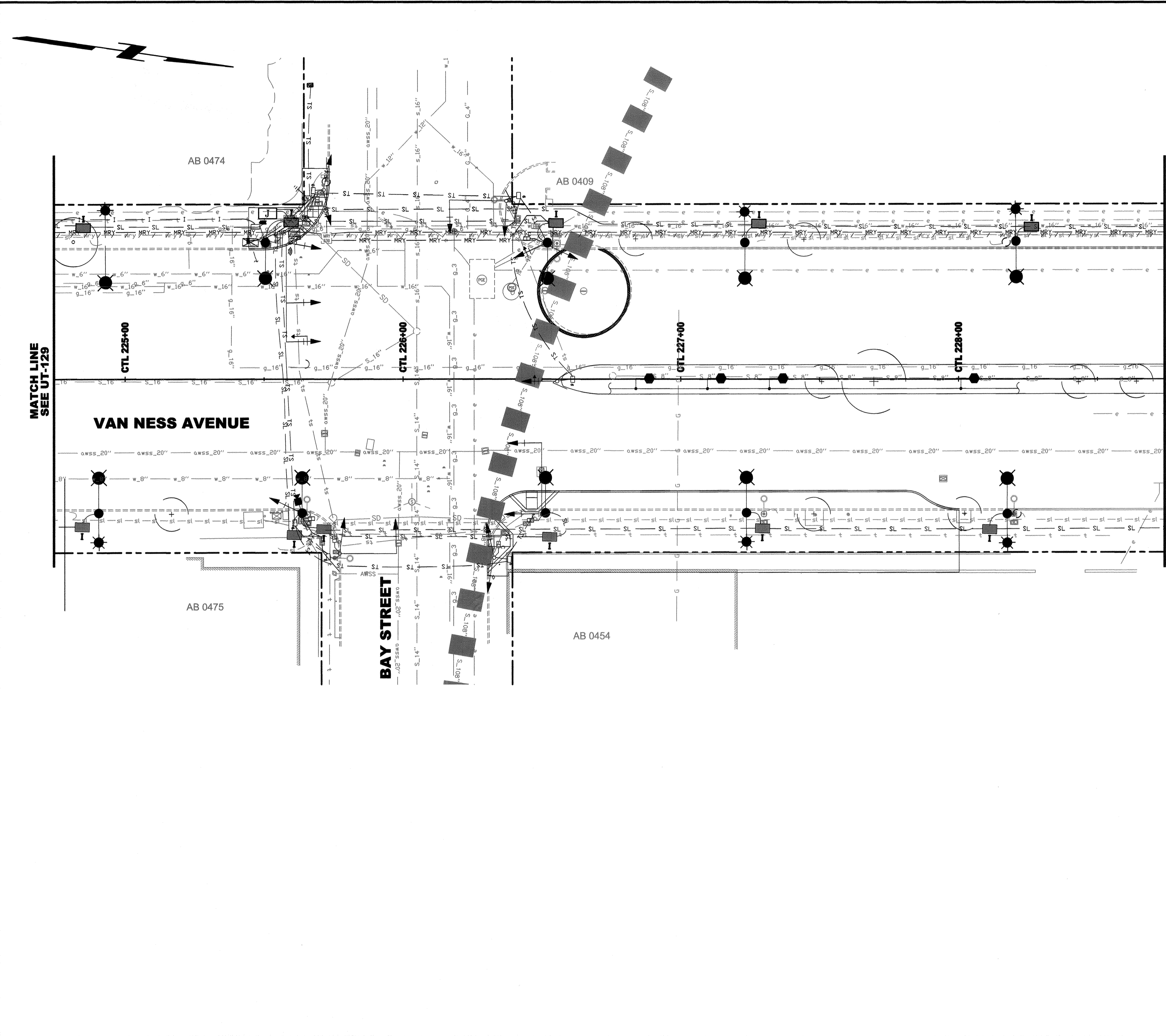
CITY AND COUNTY OF SAN FRANCISCO
MUNICIPAL TRANSPORTATION AGENCY

APPROVED

for the DIRECTOR OF TRANSPORTATION

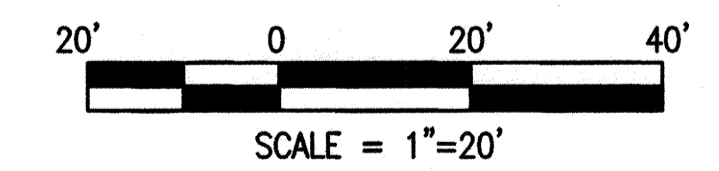
MUNI BUS RAPID TRANSIT SYSTEM	1289
VAN NESS CORRIDOR TRANSIT IMPROVEMENT PROJECT	
UTILITY COMPOSITE CTL 220+75 TO 224+75 PLAN	UT-129
	UT-131
	REVISION 0

I:\CPT6401_Van Ness BRITV2_CER_500_Design_Components\501_Drawings\4_UTILITY\Sheet_Files\CPT6401UT130.dwg p.wilson Thu Dec 03 2015 10:26 am




NOTES:

- SEE UT-G1 FOR NOTES AND LEGEND.



NO.	DATE	DESCRIPTION	REVISED	CHECKED	APPROVED
REVISIONS					

DESIGNED <i>Protuber</i>
DRAWN <i>Protuber</i>
CHECKED
REVIEWED
RECOMMENDED
APPROVED
DATE MAY 13 2016



CITY AND COUNTY OF SAN FRANCISCO
MUNICIPAL TRANSPORTATION AGENCY

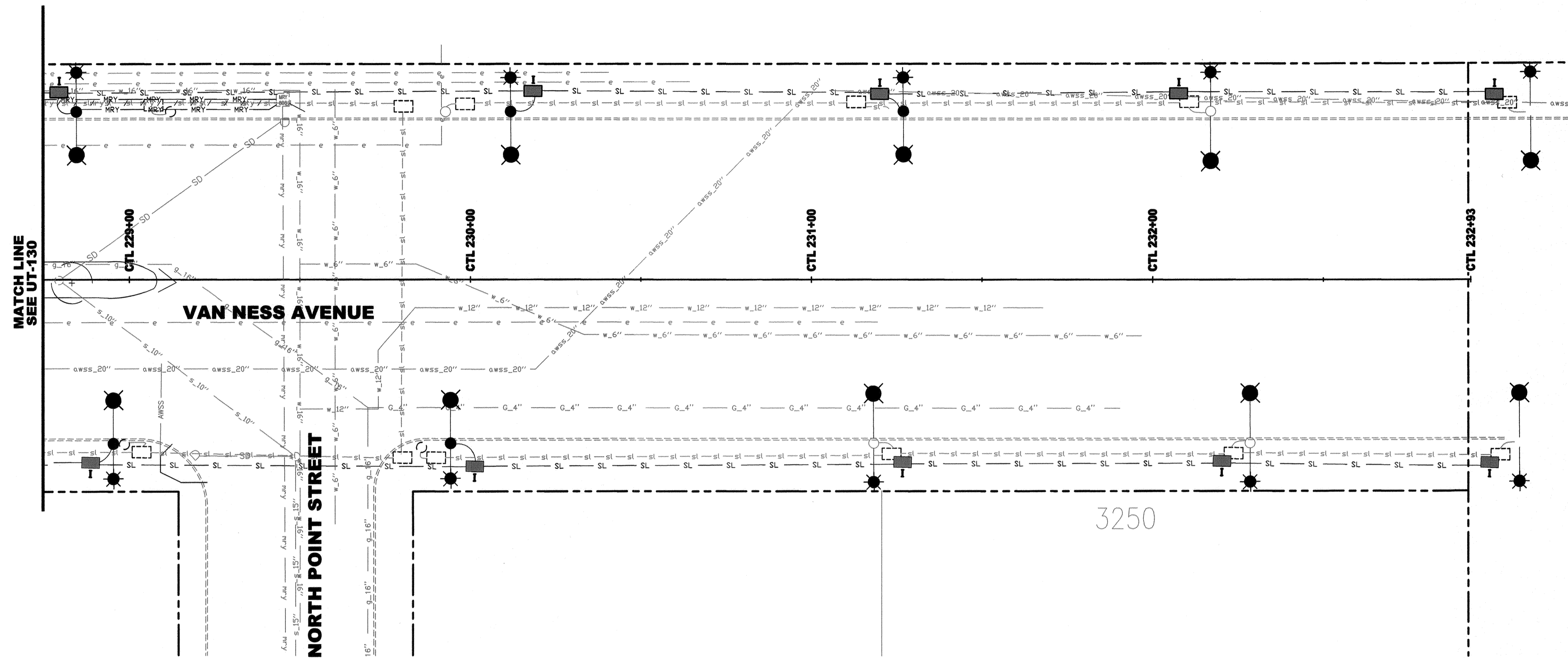
APPROVED

for the DIRECTOR OF TRANSPORTATION

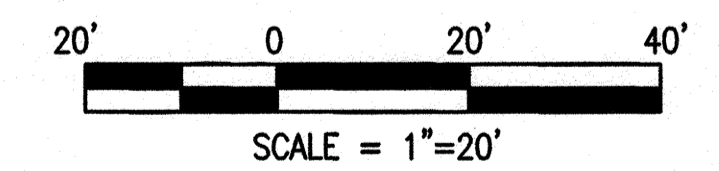
MUNI BUS RAPID TRANSIT SYSTEM VAN NESS CORRIDOR TRANSIT IMPROVEMENT PROJECT	1289
UTILITY COMPOSITE CTL 224+75 TO 228+75 PLAN	UT-130 UT-131
	REVISION 0

NOTES:

1. SEE UT-G1 FOR NOTES AND LEGEND.



3250



I:\CPT6401_Van Ness BRIT\2_CER_500_Design Components\501_Drawings\24_Utilities\Sheet Files\CPT6401UT131.dwg p.wilson Thu Dec 03 2015 - 10:45 am
BORDER REVISED 11/17/05

NO.	DATE	DESCRIPTION	REVISED	CHECKED	APPROVED
REVISIONS					

DESIGNED	<i>Patricia Wilson</i>
DRAWN	<i>Patricia Wilson</i>
CHECKED	
REVIEWED	
RECOMMENDED	
APPROVED	
DATE	MAY 13 2016



CITY AND COUNTY OF SAN FRANCISCO
MUNICIPAL TRANSPORTATION AGENCY

APPROVED

for the DIRECTOR OF TRANSPORTATION

MUNI BUS RAPID TRANSIT SYSTEM
VAN NESS CORRIDOR TRANSIT IMPROVEMENT PROJECT

1289

UTILITY COMPOSITE
CTL 228+75 TO 233+25
PLAN

UT-131	REVISION
UT-131	0