

# LEGEND

	CATCH BASIN		STATION POINT LEFT OR RIGHT OFFSET
	DRAIN		EXISTING GRADE ELEVATION
	ELECTRICAL MANHOLE		NEW DESIGN GRADE ELEVATION
	ELECTRIC PULL BOX		CONTROL LINE STATION
	ELECTROLIER		BWL & BWR CONTROL LINE STATION
	LIGHT POLE		BWL 1+00 BWR 1+00
	SEWER CLEAN-OUT		(N) RED JOINTED PLAIN CONCRETE PAVEMENT (JPCP)
	SEWER MANHOLE		(N) LANDSCAPING
	SIGN POLE		(N) BOARDING ISLAND
	SURVEY BENCH MARK		(N) BOARDING ISLAND RAMP
	SURVEY CONTROL PT.		(N) CONCRETE
	TRAFFIC CONTROL BOX		(N) DETECTABLE WARNING SURFACE
	TRAFFIC SIGNAL		(N) STRUCTURAL BACKFILL
	CONCRETE CURB TO REMAIN		UNDISTURBED SUBGRADE
	CONCRETE CURB TO BE REMOVED		POINT OF INTERSECTION OF TANGENTS AT VERTICAL CURVE
	PROPERTY LINES		(N) LANDSCAPED MEDIAN OR REFUGE ISLAND CURB
	STATE RIGHT OF WAY		FULL ROADWAY SECTION CUT
			SECTION CUT

# ABBREVIATIONS

AC	ASPHALT CONCRETE	NTS	NOT TO SCALE
ACWS	ASPHALT CONCRETE WEARING SURFACE	OC	ON CENTER
APPROX	APPROXIMATE	OD	OUTSIDE DIAMETER
Ave	AVENUE	OPP	OPPOSITE
Blvd	BOULEVARD	PI	POINT OF INTERSECTION
BWL	BUSWAY LEFT CONTROL LINE	P/L	PROPERTY LINE
BWR	BUSWAY RIGHT CONTROL LINE	PVI	POINT OF INTERSECTION OF VERTICAL CURVE TANGENTS
BVCE	BEGINNING OF VERTICAL CURVE ELEVATION	R	RADIUS
BVCS	BEGINNING OF VERTICAL CURVE STATION	REF	REFERENCE
CB	CATCH BASIN	R/C	REMOVE FROM SITE AS CONTRACTOR PROPERTY
CF	CUBIC FOOT	R/R	REMOVE (E) AND REPLACE W/ (N)
CJ	CONTROL JOINT	R/RE	REMOVE AND RELOCATE
CL	CENTER LINE	R/RI	REMOVE AND REINSTALL
Clr	CLEAR	R/S	REMOVE AND SALVAGE AS CITY PROPERTY
CMN	CONTRACTOR MAKE NICE	REV	REVISION
Conc	CONCRETE	ROW	RIGHT OF WAY
CTL	CONTROL LINE	RSP	REVISED STANDARD PLAN (CALTRANS)
CY	CUBIC YARD	SCH	SCHEDULE
Dia	DIAMETER	Sht	SHEET
DIP	DUCTILE IRON PIPE	Sim	SIMILAR
DN	DOWN	Spec	SPECIFICATIONS
DPT	DEPARTMENT OF PARKING AND TRAFFIC	SQFT	SQUARE FOOT
DPW	DEPARTMENT OF PUBLIC WORKS	St	STREET
DWG	DRAWING	Sta	STATION
(E)	EXISTING	Std	STANDARD
EA	EACH	STL	STEEL
Exp Jt	EXPANSION JOINT	TBD	TO BE DETERMINED
Elev	ELEVATION	TC	TOP OF CURB
EQ	EQUAL	TOG	TOP OF GUTTER
EW	EACH WAY	Typ	TYPICAL
EVCE	END OF VERTICAL CURVE ELEVATION	UON	UNLESS OTHERWISE NOTED
EVCS	END OF VERTICAL CURVE STATION	VIF	VERIFY IN FIELD
FG	FINISHED GRADE	W/	WITH
F/I	FURNISH AND INSTALL	W/O	WITHOUT
Fig	FIGURE	WP	WORK POINT
FIN	FINISH		
ft	FEET		
Galv	GALVANIZED		
HMA-A	HOT MIX ASPHALT, TYPE A (CALTRANS)		
HORIZ	HORIZONTAL		
ID	INSIDE DIAMETER		
IN	INCH		
Jt	JOINT		
JPCP	JOINTED PLAIN CONCRETE PAVEMENT (CALTRANS)		
KJ	KEY JOINT		
LBS	POUNDS		
LF	LINEAR FOOT		
Longit	LONGITUDINAL		
LRV	LIGHT RAIL VEHICLE		
Max	MAXIMUM		
MFR	MANUFACTURER		
MH	MANHOLE		
Min	MINIMUM		
(N)	NEW		
N/A	NOT APPLICABLE		
NIC	NOT IN CONTRACT		
No.	NUMBER (MUST HAVE PERIOD)		
Nos.	NUMBERS (MUST HAVE PERIOD)		


# GENERAL NOTES

- ALL STATION AND OFFSET MEASUREMENTS ON CURBS ARE TO THE FACE OF CURB AT THE ROADWAY/BUSWAY SURFACE LEVEL.
- NEGATIVE OFFSET VALUES INDICATE POINT IS LOCATED TO THE LEFT OF CTL LINE AND POSITIVE OFFSET VALUES INDICATE POINT IS LOCATED TO THE RIGHT OF CTL WHILE LOOKING NORTHWARD.
- TOP OF CURB GRADE IS 6 INCHES ABOVE ADJACENT PAVEMENT GRADE OR GUTTER GRADE UNLESS OTHERWISE NOTED.
- THE CONTRACTOR SHALL INFORM THE ENGINEER IN WRITING DURING THE BIDDING PERIOD OF ANY DISCREPANCIES OR OMISSION NOTED ON THE DRAWING OR IN THE SPECIFICATIONS. UPON RECEIPT OF SUCH INFORMATION, THE ENGINEER WILL SEND WRITTEN INSTRUCTION TO ALL CONCERNED. ANY SUCH DISCREPANCY OR OMISSION NOT REPORTED SHALL BE THE RESPONSIBILITY OF THE CONTRACTOR, AND WORK SHALL BE PERFORMED IN A MANNER AS DIRECTED BY THE ENGINEER.
- THE CONTRACTOR SHALL BE RESPONSIBLE FOR WORKING AROUND AND PROTECTING ALL EXISTING FACILITIES TO HIS WORK AREA. THESE FACILITIES INCLUDE BUT ARE NOT LIMITED TO THE FOLLOWING: TREES, LANDSCAPING, HYDRANTS, AND UTILITY POLES AND MANHOLES/PULLBOXES.
- WHEN EXISTING AND NEW ELEVATIONS ARE GIVEN FOR THE SAME POINT, THE CONTRACTOR SHALL CONSTRUCT TO NEW ELEVATIONS. UNLESS OTHERWISE DIRECTED BY ENGINEER, THE EXISTING ELEVATIONS ARE FOR INFORMATION ONLY.
- ENTERING INTO THIS CONTRACT WITH THE CITY INDICATES THAT THE CONTRACTOR HAS VISITED THE SITE, FAMILIARIZED HIMSELF WITH EXISTING CONDITIONS, AND REVIEWED SAME WITH REQUIREMENTS OF THE CONTRACT DOCUMENTS.
- THE CONTRACTOR SHALL PROVIDE ALL MATERIALS AND WORKMANSHIP FOR ALL CONSTRUCTION REQUIRED HEREIN IN ACCORDANCE WITH ALL STATE AND FEDERAL CODES, AND APPLICABLE SAFETY REGULATIONS.
- WRITTEN DIMENSIONS SHALL GOVERN. FOR CONTRACT REQUIRED DIMENSIONS NOT NOTED, THE CONTRACTOR SHALL CONTACT THE ENGINEER PRIOR TO PROCEEDING WITH WORK RELATED TO THOSE DIMENSIONS.
- THE CONTRACTOR SHALL NOTIFY THE ENGINEER OF CONFLICTS BETWEEN DRAWING IN WRITING PRIOR TO PROCEEDING WITH THE WORK IN QUESTION.
- DETAILS ARE USUALLY KEYED ONLY ONCE (ON THE PLANS OR ELEVATIONS WHEN THEY FIRST OCCUR) AND ARE TYPICAL FOR SIMILAR CONDITIONS THROUGHOUT UNLESS OTHERWISE NOTED.
- THE CONTRACTOR SHALL VERIFY ALL DIMENSIONS BEFORE BEGINNING WORK. FOR CONDITIONS NOT EXPRESSLY SHOWN, USE DETAILS SHOWN FOR OBVIOUSLY SIMILAR CONDITIONS.
- THE STANDARD DETAILS AND INFORMATION SHALL BE USED FOR ALL APPLICABLE CASES UNLESS SHOWN OR SPECIFIED OTHERWISE.
- ALL CITY MONUMENTS WITHIN AND ADJACENT TO THE LIMIT OF WORK MUST BE PROTECTED PER STATE LAND SURVEYORS ACT AND CITY AND COUNTY STANDARD SPECIFICATION SECTION 107.09. PLEASE CALL DPW SURVEY AT 554-5901 TO REPORT ANY MONUMENTS IN DANGER OF DESTRUCTION OR REMOVAL.
- ALL CITY MONUMENTS WITHIN AND ADJACENT TO THE LIMIT OF WORK SHALL BE REFERENCED. REFERENCING SHALL INCLUDE SURVEYING AND FILING A CORNER RECORD FOR EACH MONUMENT BEFORE AND AFTER CONSTRUCTION. CONTRACTOR WILL BE RESPONSIBLE FOR THE COSTS ASSOCIATED WITH THE RESETTling, REINSTALLATION AND RE-REFERENCING OF MONUMENTS DAMAGED BY HIS OPERATIONS.
- WHERE A REFUGE ISLAND PASSAGEWAY IS GREATER THAN OR EQUAL TO 6'-0" BUT LESS THAN 8'-0", EACH DETECTABLE WARNING SURFACE SHALL BE 2'-0" DEEP. WHERE AN ISLAND PASSAGEWAY IS GREATER THAN 8'-0", EACH DETECTABLE WARNING SURFACE SHALL BE 3'-0" DEEP.
- SEE RD DRAWINGS FOR SIDEWALK AND CURB RAMP WORK.
- REMOVE ALL EXISTING LANDSCAPING WITHIN THE EXISTING MEDIANS UNLESS OTHERWISE NOTED.
- CONTROL LINE AND OFFSET VALUES FOR THE LANDSCAPED MEDIAN NOSE ARE TAKEN FROM THE CENTER OF THE ARC.
- CONTRACTOR SHALL SUBMIT PLAN AND PROFILE OF PROPOSED CROWN OF BUSWAY FOR APPROVAL PRIOR TO CONSTRUCTION.

I:\CPT16401\_Van\_Ness\_BRT\_V2\_GEA\_500\_Design\_Components\07\_Drawings\07\_Civil\Sheet\_Files\CPT16401CVG1.dwg p.wilson Fri Jun 26 2015 8:29 am

NO.	DATE	DESCRIPTION	REVISED	CHECKED	APPROVED
REVISIONS					

DESIGNED	<i>p.wilson</i>
DRAWN	<i>p.wilson</i>
CHECKED	<i>Edoar Cayabyab</i>
REVIEWED	<i>Mark A. Radonich</i>
RECOMMENDED	<i>p.wilson</i>
APPROVED	<i>p.wilson</i>
DATE	MAY 13 2016



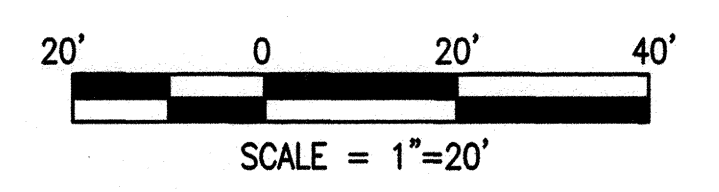
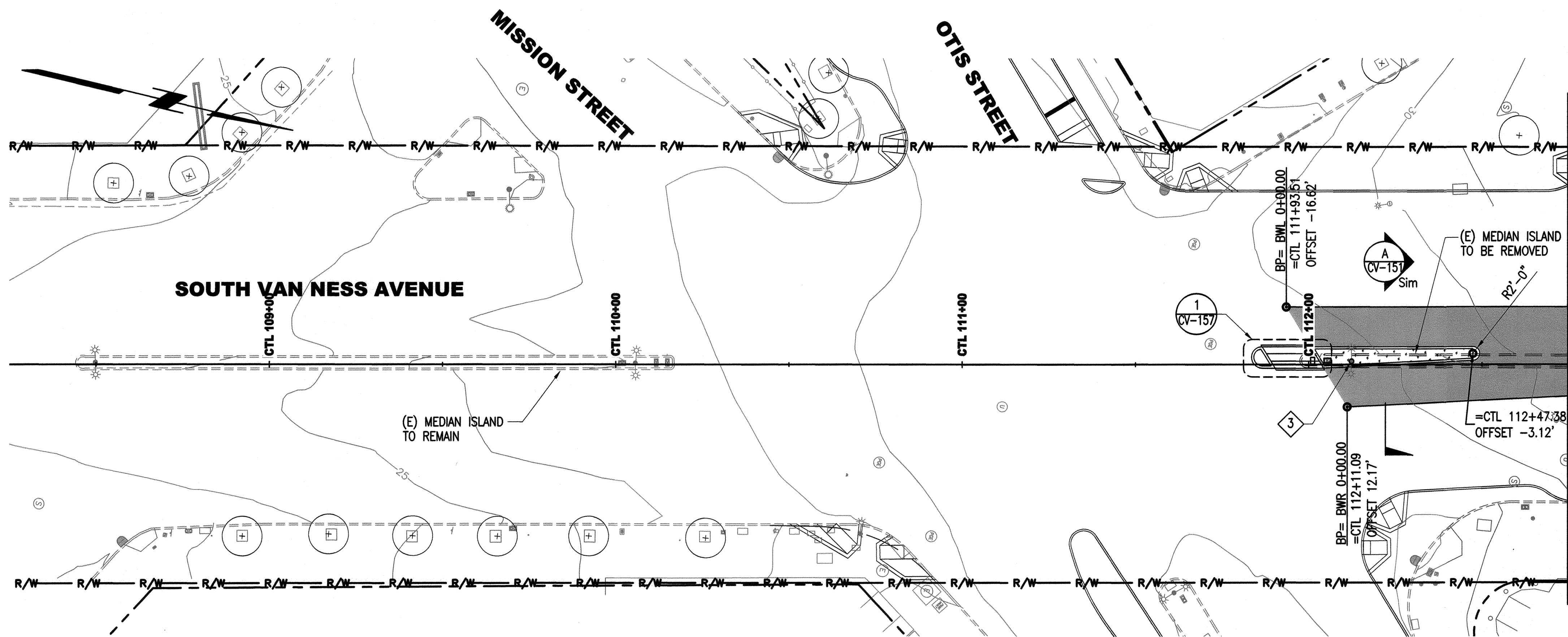
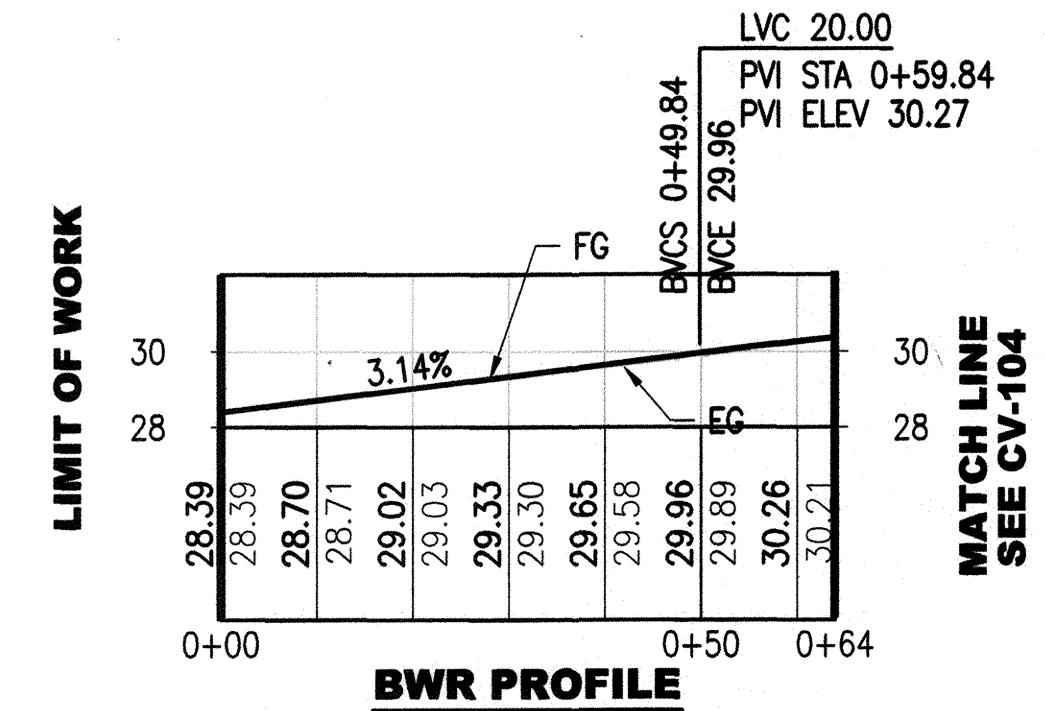
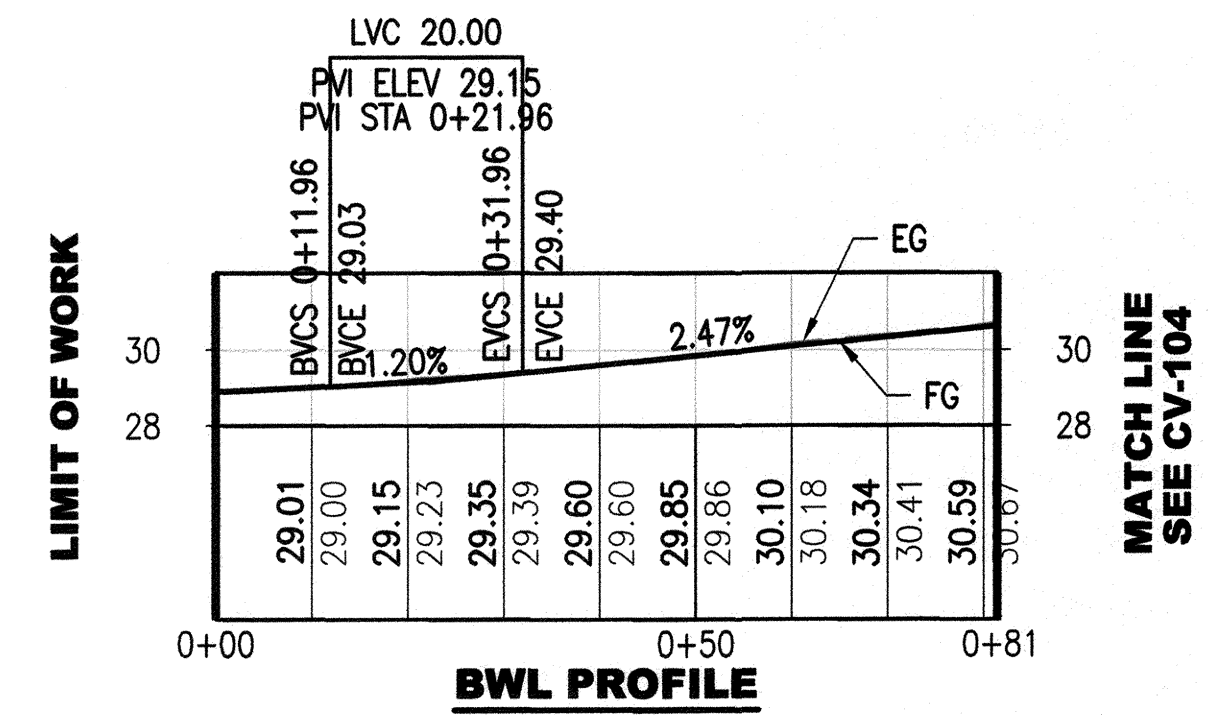
CITY AND COUNTY OF SAN FRANCISCO  
MUNICIPAL TRANSPORTATION AGENCY

APPROVED  
*Vincent J. Hariri*  
for the DIRECTOR OF TRANSPORTATION

MUNI BUS RAPID TRANSIT SYSTEM		1289
VAN NESS CORRIDOR TRANSIT IMPROVEMENT PROJECT		CL-28821
GENERAL NOTES, ABBREVIATIONS AND LEGEND	CV-G1	REVISION 0
	CV-158	

**NOTES:**


1. SEE CV-157 FOR REFUGE LAYOUT DATA.
2. (E) SEWER MANHOLE TO BE REMOVED. SEE SW DRAWINGS FOR DETAILS.
3. (E) POLE AND/OR ASSOCIATED PULLBOX TO BE REMOVED. SEE ET AND SL DRAWINGS FOR DETAILS.
4. (E) WATER METER AND/OR BACKFLOW PREVENTOR TO BE REMOVED. SEE LI DRAWINGS FOR DETAILS.
5. (E) RAILING/FENCING TO BE REMOVED AS CONTRACTOR'S PROPERTY.



I:\CP16A01\_Van Ness BRT\2\_CERA 500\_Design Components\501\_Drawings\07\_Civil\Sheet Files\CP16A01CV103.dwg, pulison Tue Jun 09 2015 - 10:20 am

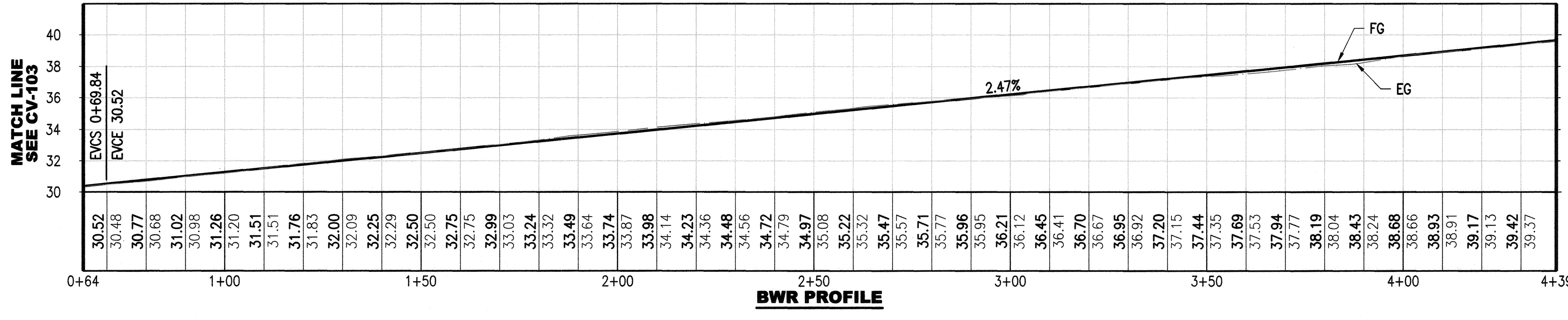
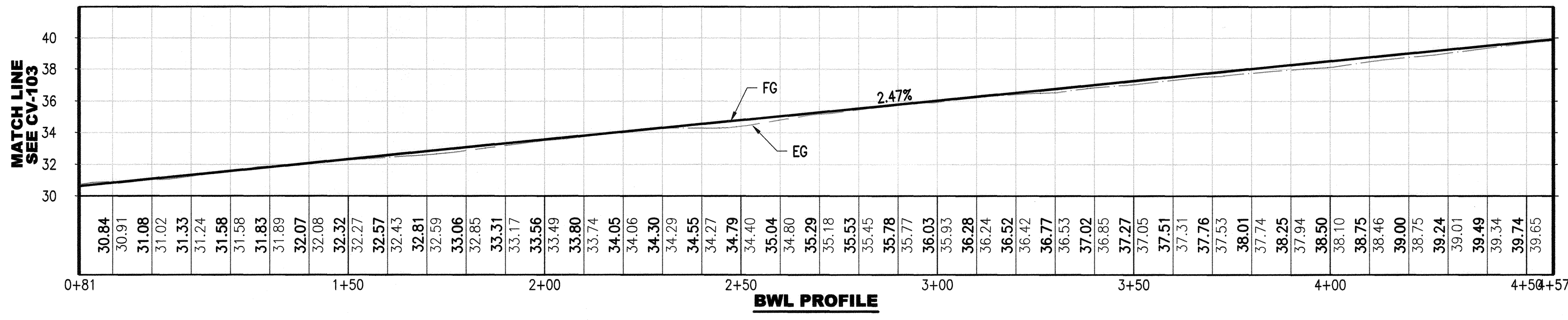
NO.	DATE	DESCRIPTION	REVISED	CHECKED	APPROVED
REVISIONS					

DESIGNED: *[Signature]*  
 DRAWN: *[Signature]*  
 CHECKED: *[Signature]*  
 REVIEWED: *[Signature]*  
 RECOMMENDED: *[Signature]*  
 APPROVED: *[Signature]*  
 DATE: **MAY 13 2016**



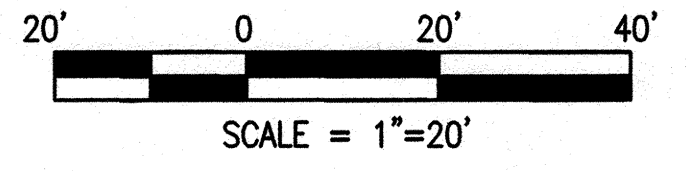
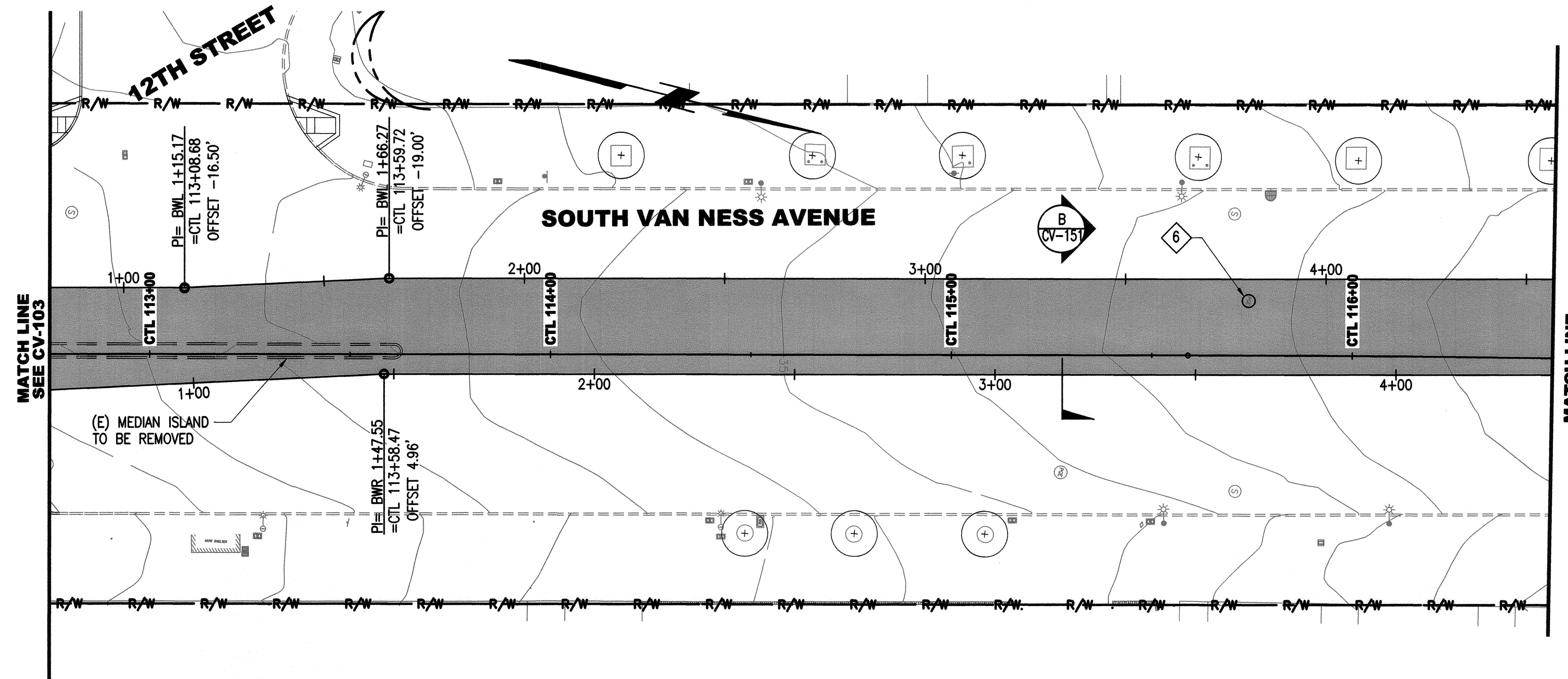
CITY AND COUNTY OF SAN FRANCISCO  
**MUNICIPAL TRANSPORTATION AGENCY**  
 APPROVED  
*[Signature]*  
 for the DIRECTOR OF TRANSPORTATION

MUNI BUS RAPID TRANSIT SYSTEM		1289
VAN NESS CORRIDOR TRANSIT IMPROVEMENT PROJECT		CL-28822
CIVIL CTL 108+25 TO 112+75 PLAN	CV-103 CV-158	REVISION 0



**NOTES:**

1. SEE CV-156 FOR REFUGE LAYOUT DATA.
2. (E) SEWER MANHOLE TO BE REMOVED. SEE SW DRAWINGS FOR DETAILS.
3. (E) POLE AND/OR ASSOCIATED PULLBOX TO BE REMOVED. SEE ET AND SL DRAWINGS FOR DETAILS.
4. (E) WATER METER AND/OR BACKFLOW PREVENTOR TO BE REMOVED. SEE LI DRAWINGS FOR DETAILS.
5. (E) RAILING/FENCING TO BE REMOVED AS CONTRACTOR'S PROPERTY.
6. (E) PG&E MANHOLE TO REMAIN.



I:\CP1640.1\_Van Ness\_BRT\2\_CERA\_500\_Design\_Component\A\_501\_Drawing\07\_Civil\Sheet Files\CP16401C104.dwg pulson Tue Jun 09 2015 - 10:29 am

NO.	DATE	DESCRIPTION	REVISED	CHECKED	APPROVED
REVISIONS					

DESIGNED	<i>[Signature]</i>
DRAWN	<i>[Signature]</i>
CHECKED	<i>[Signature]</i>
REVIEWED	<i>[Signature]</i>
RECOMMENDED	<i>[Signature]</i>
APPROVED	<i>[Signature]</i>
DATE	MAY 13 2016

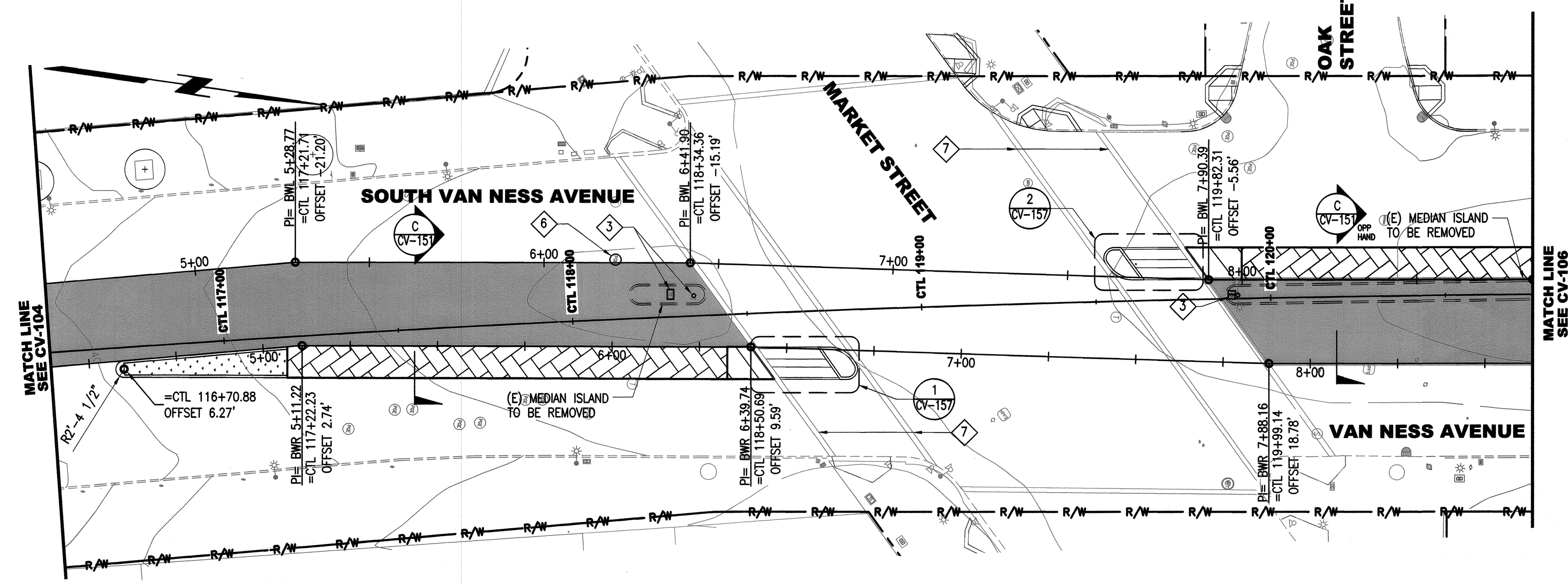
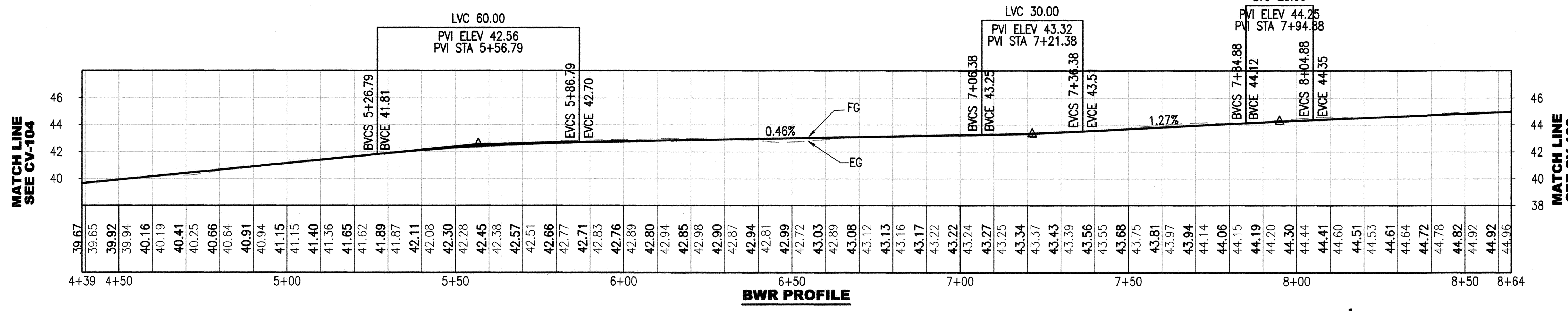
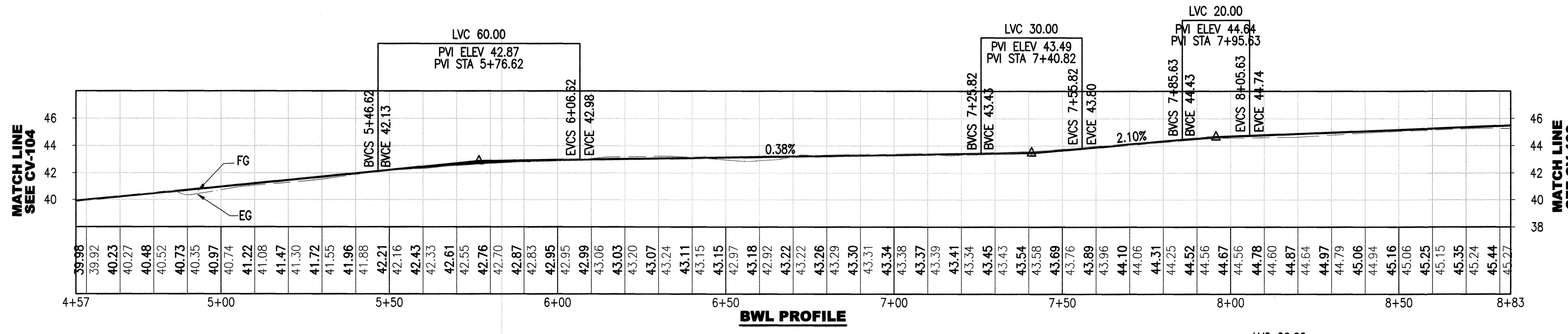


CITY AND COUNTY OF SAN FRANCISCO  
MUNICIPAL TRANSPORTATION AGENCY

APPROVED  
*[Signature]*  
for the DIRECTOR OF TRANSPORTATION

MUNI BUS RAPID TRANSIT SYSTEM		1289
VAN NESS CORRIDOR TRANSIT IMPROVEMENT PROJECT		CL-28823
CIVIL CTL 112+75 TO 116+50 PLAN	CV-104	REVISION 0
	CV-158	


I:\CP16\01\_Van Ness BRITV2\_CERA 500\_Design Components\501\_Drawings\07\_Civil\Sheet Files\CP16\CV105.dwg, pulinson Tue Jun 09 2015 - 10:32 am



- NOTES:**
- SEE CV-156 FOR REFUGE LAYOUT DATA.
  - (E) SEWER MANHOLE TO BE REMOVED. SEE SW DRAWINGS FOR DETAILS.
  - (E) POLE AND/OR ASSOCIATED PULLBOX TO BE REMOVED. SEE ET AND SL DRAWINGS FOR DETAILS.
  - (E) WATER METER AND/OR BACKFLOW PREVENTOR TO BE REMOVED. SEE LI DRAWINGS FOR DETAILS.
  - (E) RAILING/FENCING TO BE REMOVED AS CONTRACTOR'S PROPERTY.
  - (E) PG&E MANHOLE TO REMAIN.
  - (E) GRANITE CROSSWALK BANDS TO REMAIN.

NO.	DATE	DESCRIPTION	REVISED	CHECKED	APPROVED
REVISIONS					

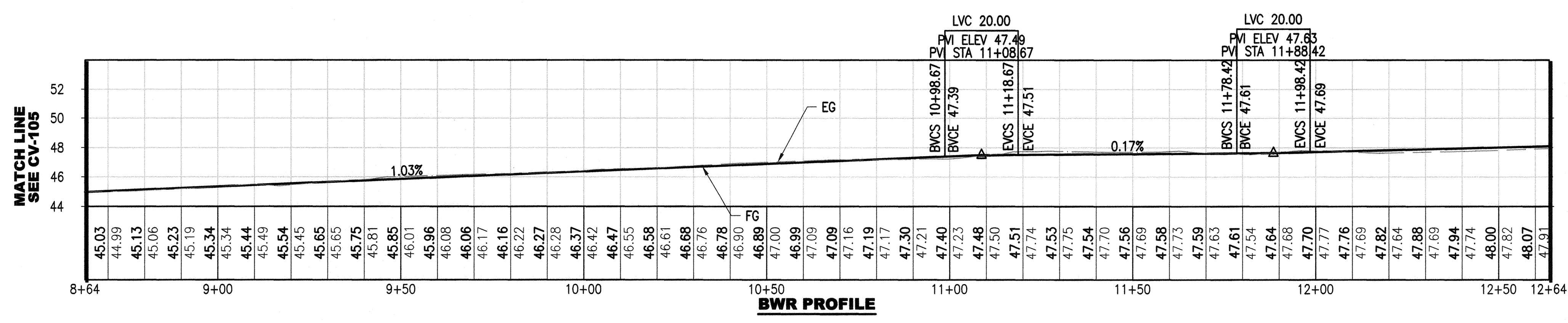
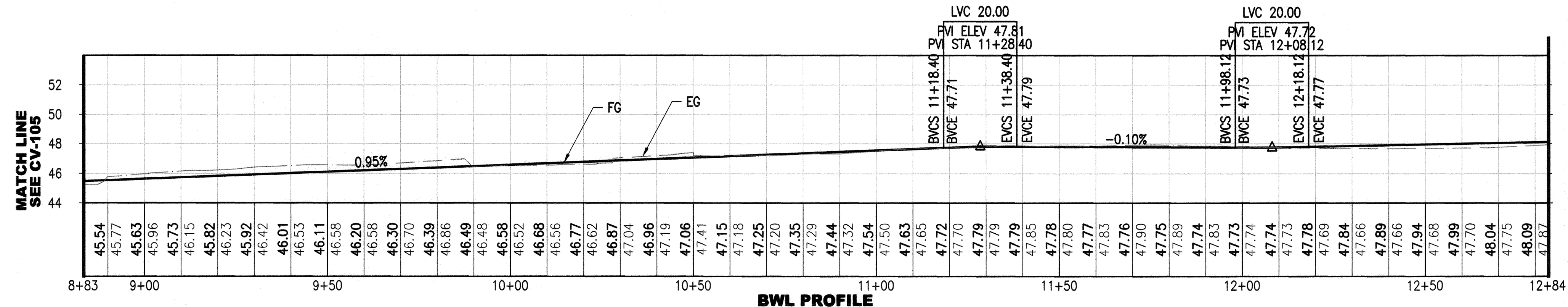
DESIGNED: *[Signature]*  
 DRAWN: *[Signature]*  
 CHECKED: *[Signature]*  
 REVIEWED: *[Signature]*  
 RECOMMENDED: *[Signature]*  
 APPROVED: *[Signature]*  
 DATE: MAY 13 2016



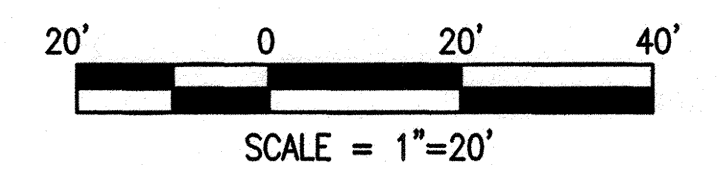
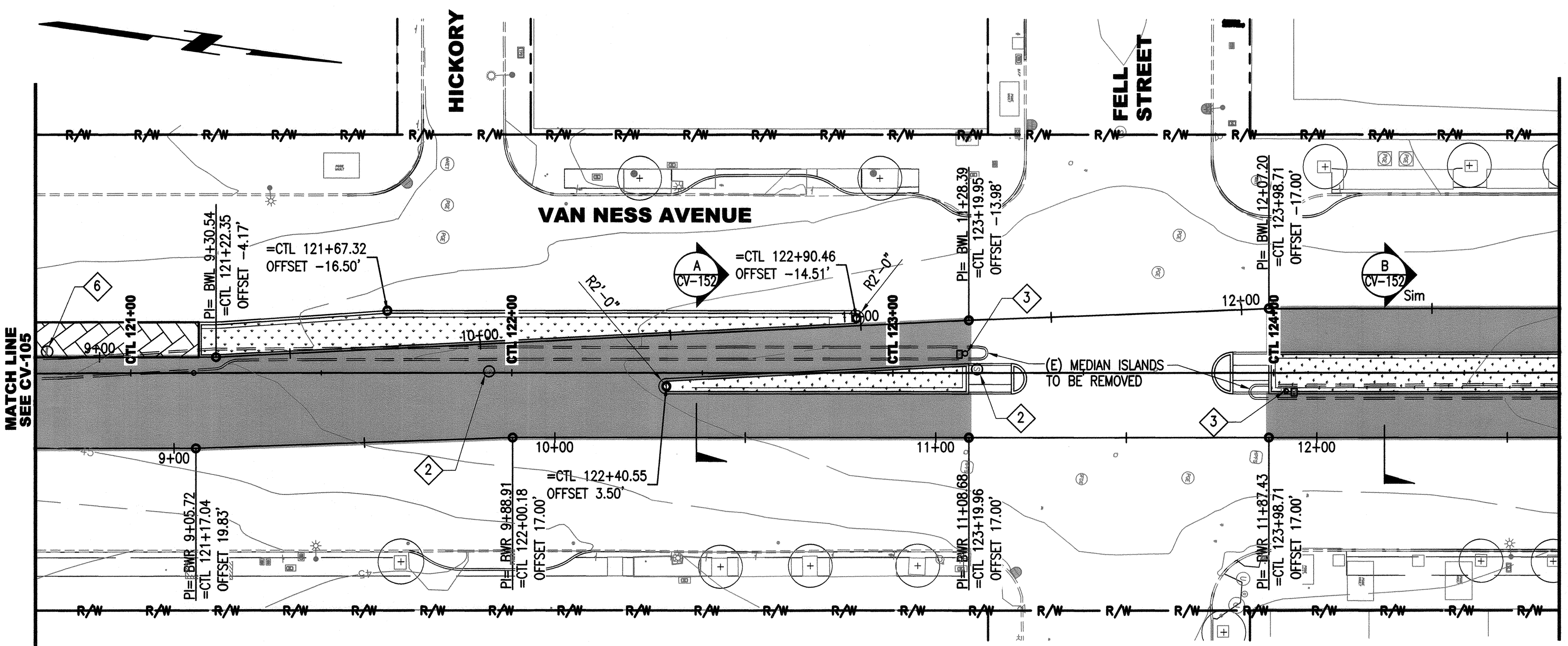
CITY AND COUNTY OF SAN FRANCISCO  
**MUNICIPAL TRANSPORTATION AGENCY**

APPROVED: *[Signature]*  
 for the DIRECTOR OF TRANSPORTATION

MUNI BUS RAPID TRANSIT SYSTEM		1289
VAN NESS CORRIDOR TRANSIT IMPROVEMENT PROJECT		CL-28824
CIVIL	CTL 116+50 TO 120+75	CV-105
PLAN		CV-158
		REVISION
		0





- NOTES:**
- SEE CV-156 FOR REFUGE LAYOUT DATA.
  - (E) SEWER MANHOLE TO BE REMOVED. SEE SW DRAWINGS FOR DETAILS.
  - (E) POLE AND/OR ASSOCIATED PULLBOX TO BE REMOVED. SEE ET AND SL DRAWINGS FOR DETAILS.
  - (E) WATER METER AND/OR BACKFLOW PREVENTOR TO BE REMOVED. SEE LI DRAWINGS FOR DETAILS.
  - (E) RAILING/FENCING TO BE REMOVED AS CONTRACTOR'S PROPERTY.
  - (E) AWSS CISTERN MANHOLE TO BE RELOCATED. SEE ST DRAWINGS.



I:\CPT6401\_Van Ness BRIT\_V\_CERA\_500\_Design\_Components\501\_Drawings\07\_Civil\Sheet Files\CPT6401CV106.dwg pralison Tue Jun 08 2015 - 10:42 am

NO.	DATE	DESCRIPTION	REVISED	CHECKED	APPROVED
REVISIONS					

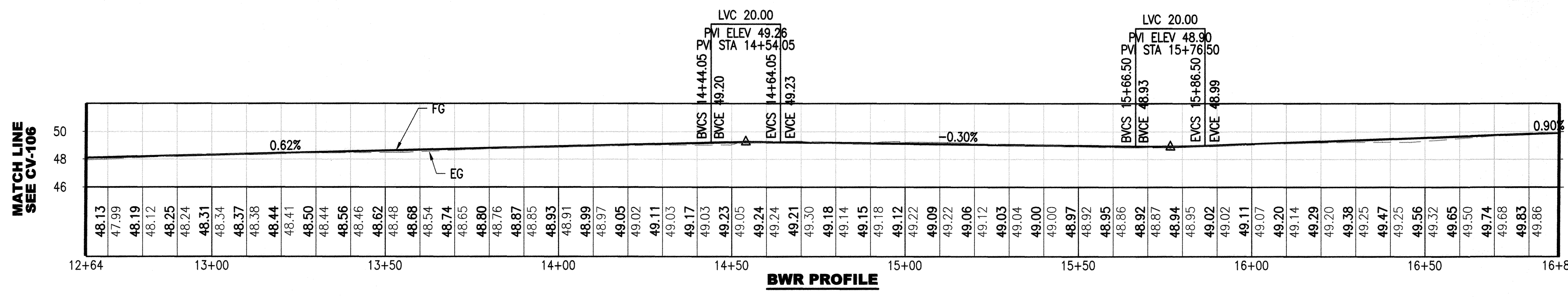
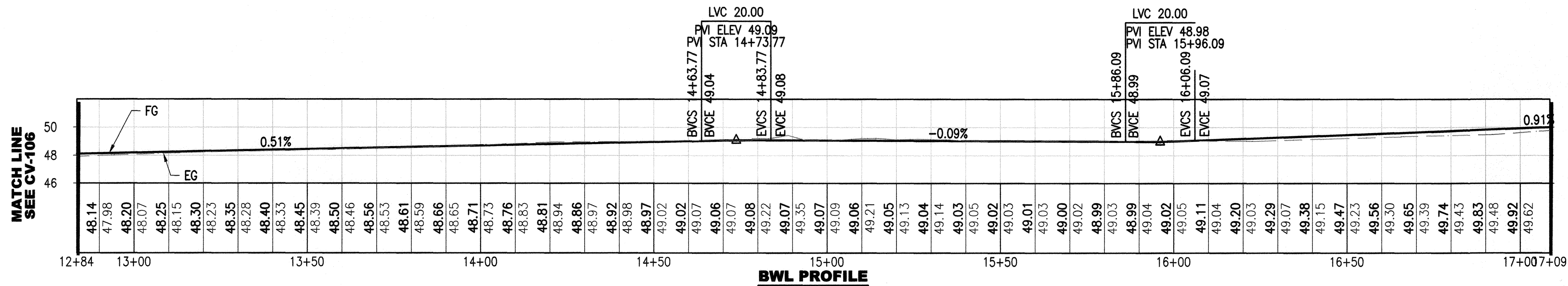
DESIGNED	<i>[Signature]</i>
DRAWN	<i>[Signature]</i>
CHECKED	<i>[Signature]</i>
REVIEWED	<i>[Signature]</i>
RECOMMENDED	<i>[Signature]</i>
APPROVED	<i>[Signature]</i>
DATE	MAY 13 2016



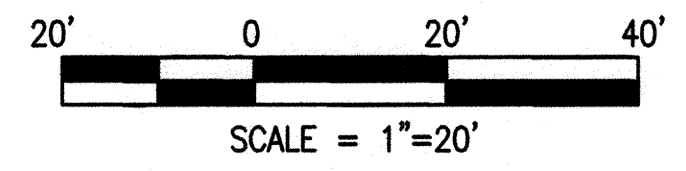
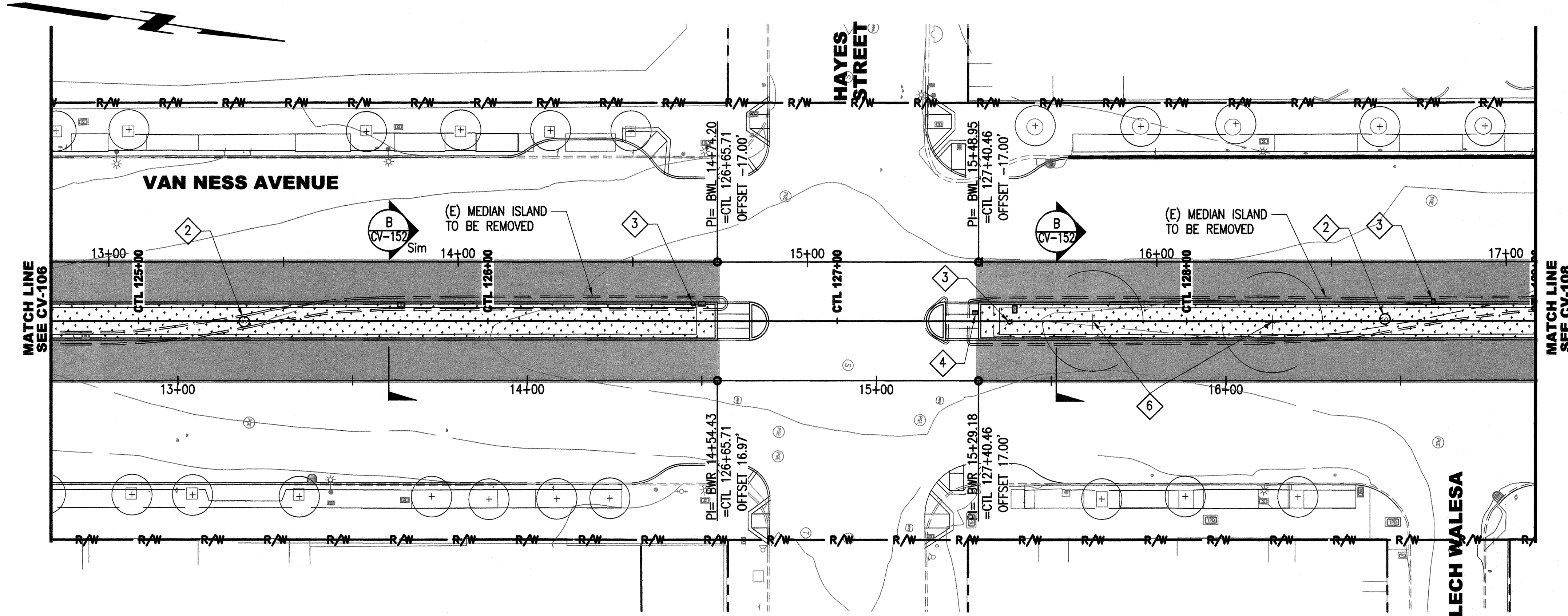
CITY AND COUNTY OF SAN FRANCISCO  
**MUNICIPAL TRANSPORTATION AGENCY**

APPROVED  
*[Signature]*  
 for the DIRECTOR OF TRANSPORTATION

MUNI BUS RAPID TRANSIT SYSTEM		1289
VAN NESS CORRIDOR TRANSIT IMPROVEMENT PROJECT		CL-28825
CIVIL	CTL 120+75 TO 124+75	CV-106
PLAN		CV-158
		REVISION
		0




- NOTES:**
- SEE CV-156 FOR REFUGE LAYOUT DATA.
  - (E) SEWER MANHOLE TO BE REMOVED. SEE SW DRAWINGS FOR DETAILS.
  - (E) POLE AND/OR ASSOCIATED PULLBOX TO BE REMOVED. SEE ET AND SL DRAWINGS FOR DETAILS.
  - (E) WATER METER AND/OR BACKFLOW PREVENTOR TO BE REMOVED. SEE WD DRAWINGS FOR DETAILS.
  - (E) RAILING/FENCING TO BE REMOVED AS CONTRACTOR'S PROPERTY.
  - (E) TREE TO BE PROTECTED IN PLACE. SEE LA DRAWINGS FOR DETAILS.



I:\CP16\01\_Van Ness BRT\2\_CERA 500\_Design Components\501\_Drawings\07\_Civil\Sheet Files\CP16\01\07.dwg pulison Tue Jun 09 2015 - 10:50 am

NO.	DATE	DESCRIPTION	REVISED	CHECKED	APPROVED
REVISIONS					

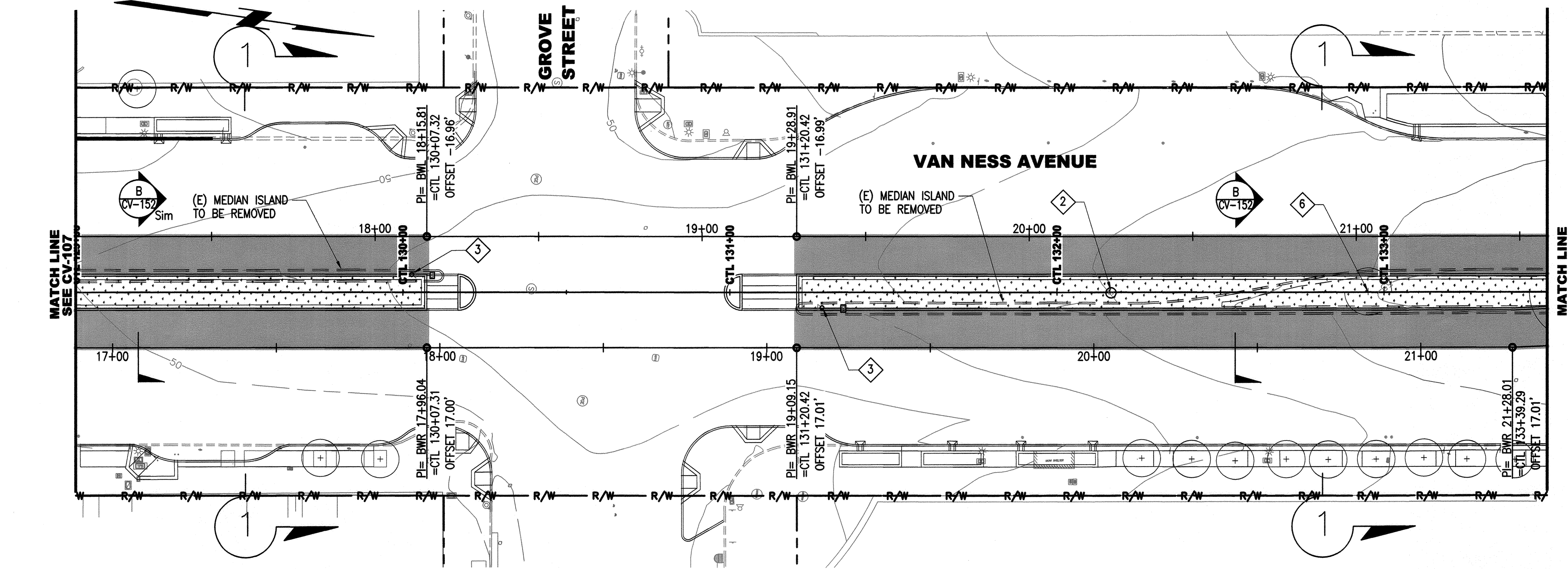
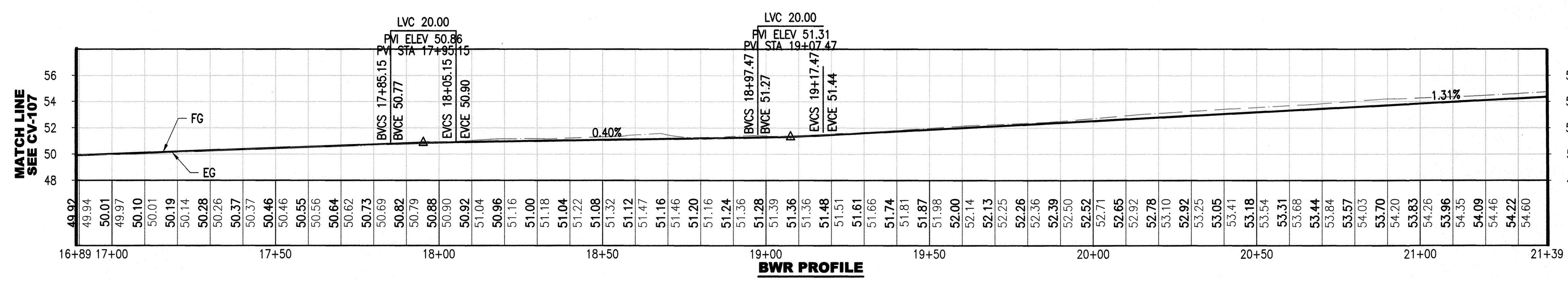
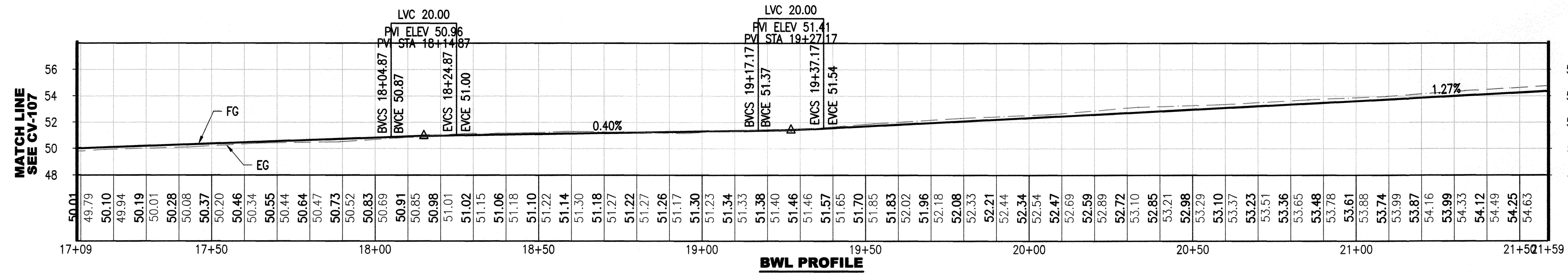
DESIGNED: *Proterus*  
 DRAWN: *Proterus*  
 CHECKED: *Eden Caspary*  
 REVIEWED: *Mark A. Ruchnick*  
 RECOMMENDED: *Proterus*  
 APPROVED: *F. Richardson*  
 DATE: **MAY 13 2016**



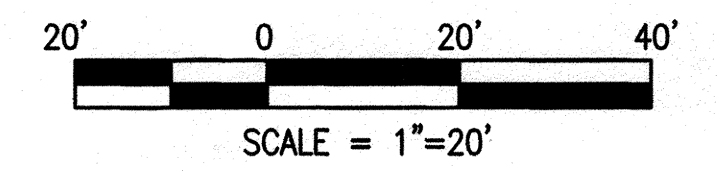
CITY AND COUNTY OF SAN FRANCISCO  
**MUNICIPAL TRANSPORTATION AGENCY**  
 APPROVED: *Vincent Harris*  
 for the DIRECTOR OF TRANSPORTATION

MUNI BUS RAPID TRANSIT SYSTEM  
**VAN NESS CORRIDOR TRANSIT IMPROVEMENT PROJECT**  
 CIVIL  
 CTL 124+75 TO 129+00  
 PLAN

1289  
**CL-28826**  
 CV-107  
 CV-158  
 REVISION  
**0**



- NOTES:**
1. SEE CV-156 FOR REFUGE LAYOUT DATA.
  2. (E) SEWER MANHOLE TO BE REMOVED. SEE SW DRAWINGS FOR DETAILS.
  3. (E) POLE AND/OR ASSOCIATED PULLBOX TO BE REMOVED. SEE ET AND SL DRAWINGS FOR DETAILS.
  4. (E) WATER METER AND/OR BACKFLOW PREVENTOR TO BE REMOVED. SEE LI DRAWINGS FOR DETAILS.
  5. (E) RAILING/FENCING TO BE REMOVED AS CONTRACTOR'S PROPERTY.
  6. (E) TREE TO BE PROTECTED IN PLACE. SEE LA DRAWINGS.



I:\CPT6401\_Van Ness\_BRT\_V\_CERA\_500\_Design\_Components\501\_Drawings\07\_Cha\Sheet Files\CPT6401CV108.dwg pralison Tue Jun 08, 2015 - 10:12 am

NO.	DATE	DESCRIPTION	REVISED	CHECKED	APPROVED
REVISIONS					

DESIGNED: *[Signature]*  
 DRAWN: *[Signature]*  
 CHECKED: *[Signature]*  
 REVIEWED: *[Signature]*  
 RECOMMENDED: *[Signature]*  
 APPROVED: *[Signature]*  
 DATE: MAY 13 2016



CITY AND COUNTY OF SAN FRANCISCO  
**MUNICIPAL TRANSPORTATION AGENCY**

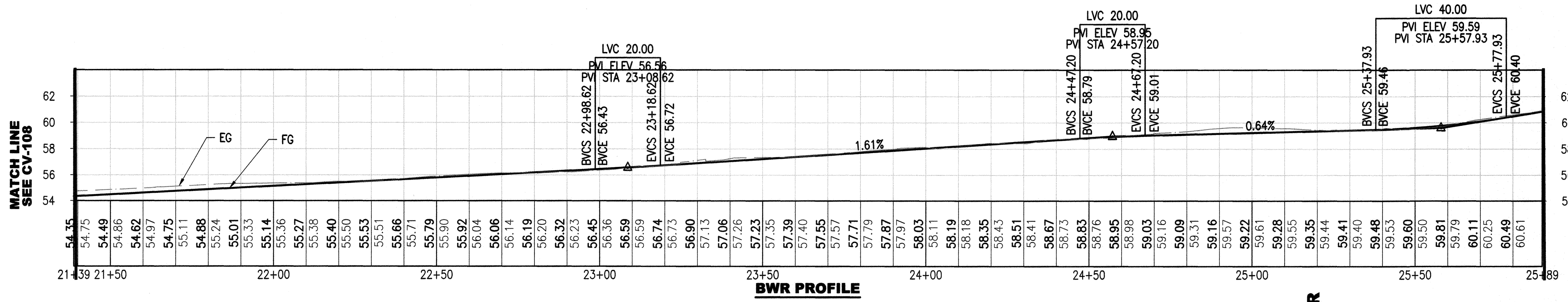
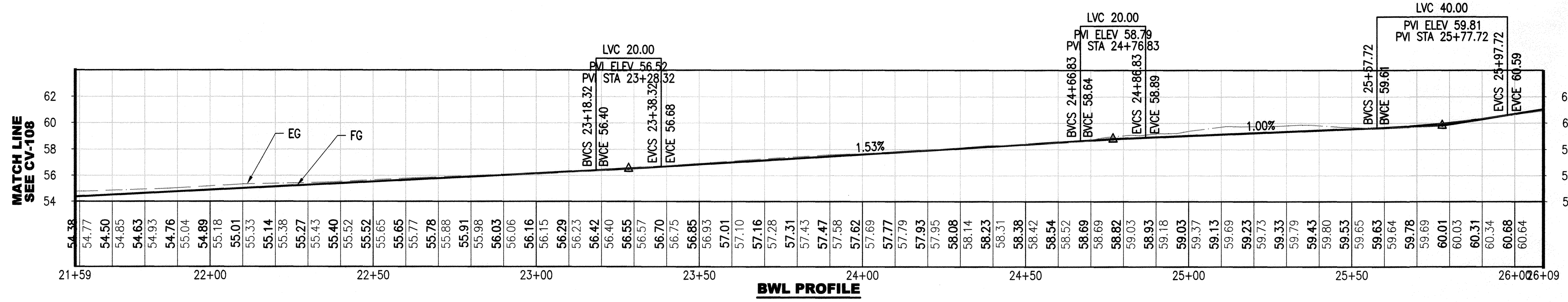
APPROVED  
*[Signature]*  
 for the DIRECTOR OF TRANSPORTATION

MUNI BUS RAPID TRANSIT SYSTEM  
**VAN NESS CORRIDOR TRANSIT IMPROVEMENT PROJECT**

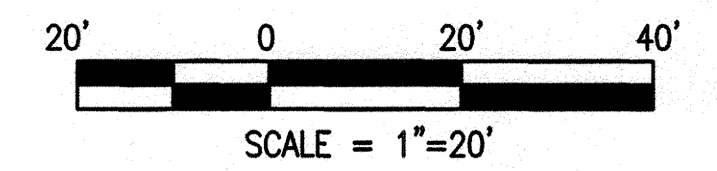
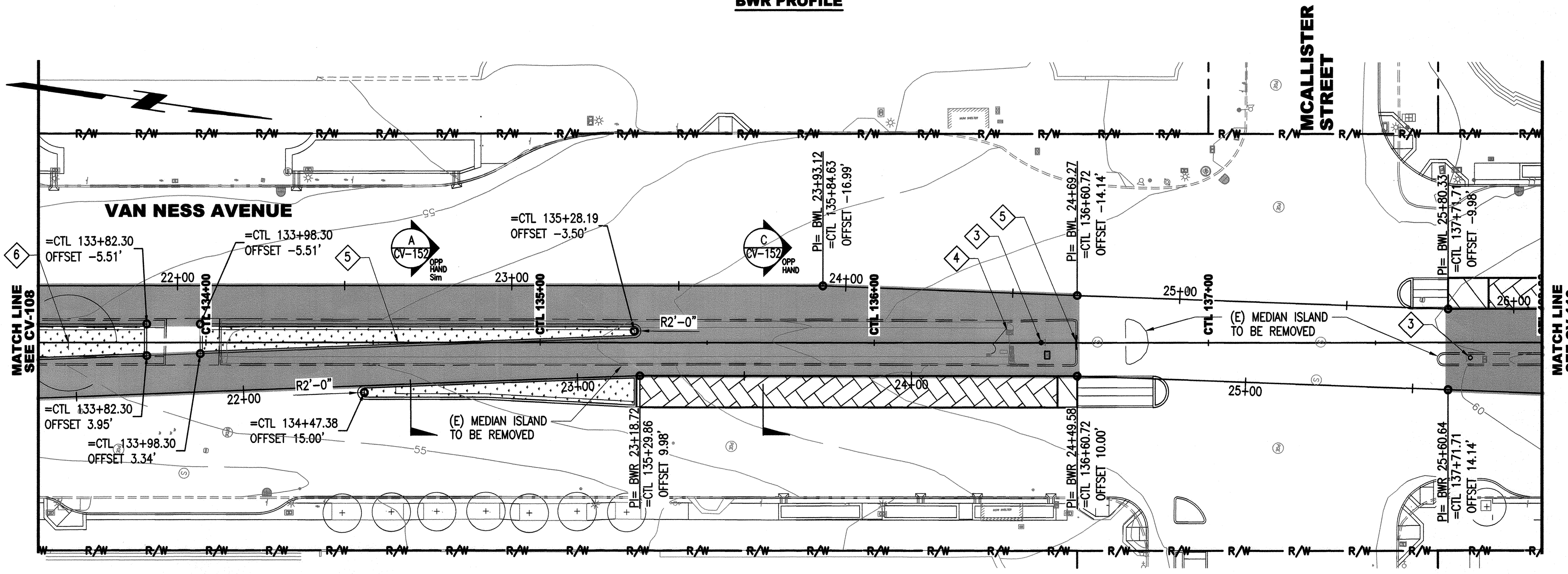
CIVIL  
 CTL 129+00 TO 133+50  
 PLAN

1289	REVISION
CL-28827	
CV-108	0
CV-158	

I:\CP16401\_Van Ness BRITV2\_CERA\_500\_Design\_Components\501\_Drawings\07\_Civil\Sheet Files\CP16401CV109.dwg, puliloon Tue Jun 09 2015 - 11:10 am  
 BORDER REVISED 11/17/05





- NOTES:**
- SEE CV-156 FOR REFUGE LAYOUT DATA.
  - (E) SEWER MANHOLE TO BE REMOVED. SEE SW DRAWINGS FOR DETAILS.
  - (E) POLE AND/OR ASSOCIATED PULLBOX TO BE REMOVED. SEE ET AND SL DRAWINGS FOR DETAILS.
  - (E) WATER METER AND/OR BACKFLOW PREVENTOR TO BE REMOVED. SEE LI DRAWINGS FOR DETAILS.
  - (E) RAILING/FENCING TO BE REMOVED AS CONTRACTOR'S PROPERTY.
  - (E) TREE TO BE PROTECTED IN PLACE. SEE LA DRAWINGS.



NO.	DATE	DESCRIPTION	REVISED	CHECKED	APPROVED
REVISIONS					

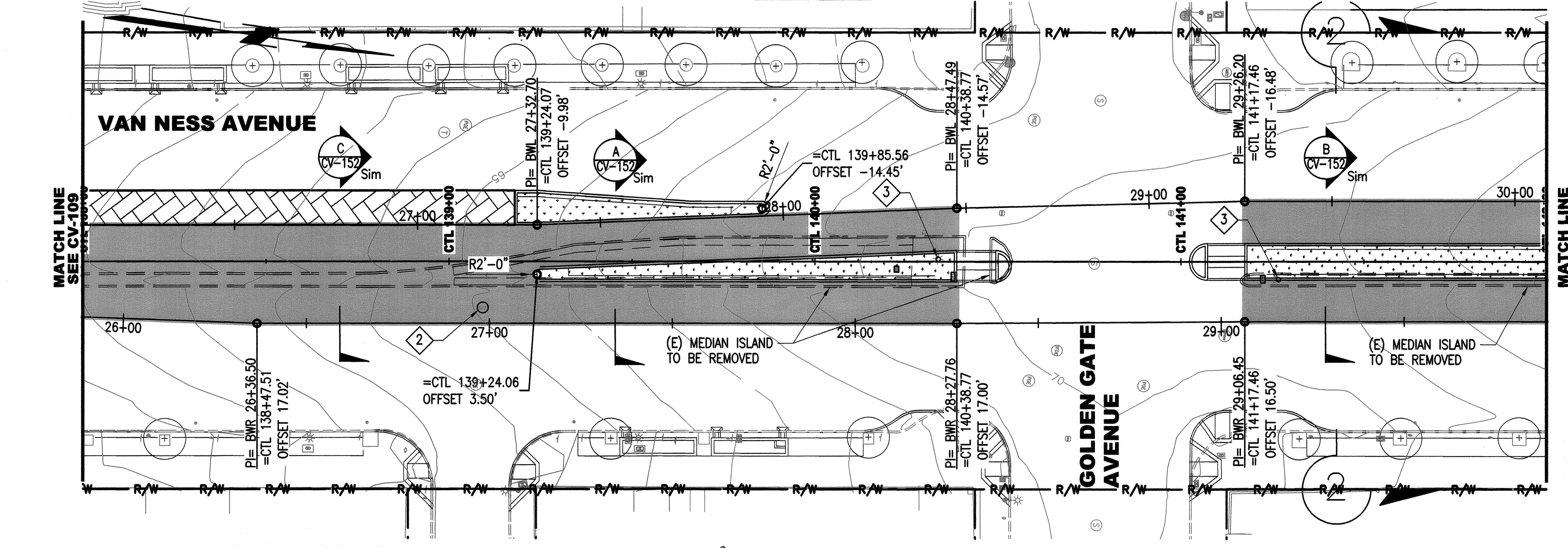
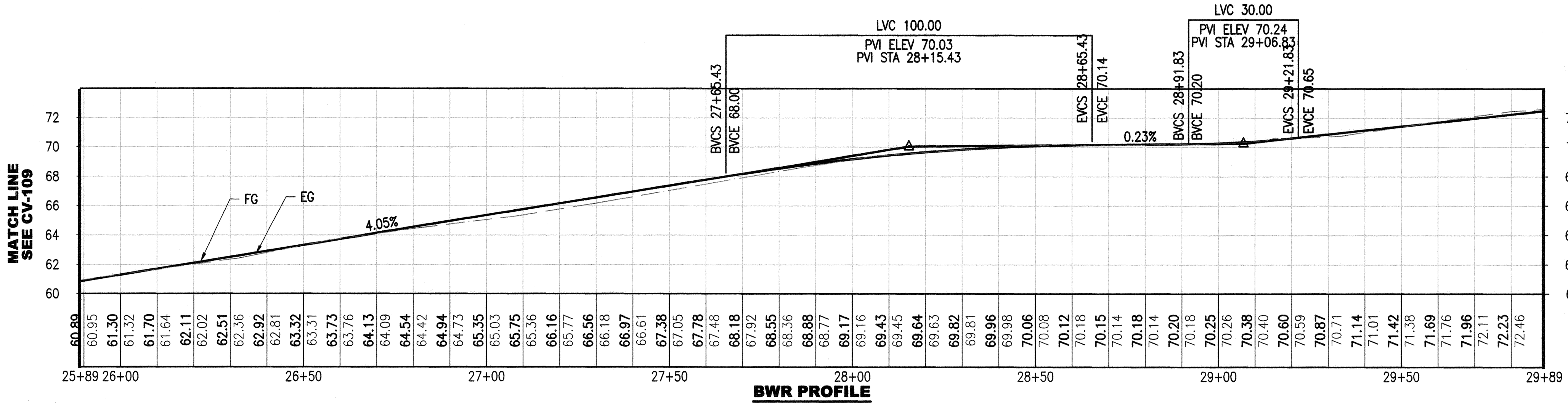
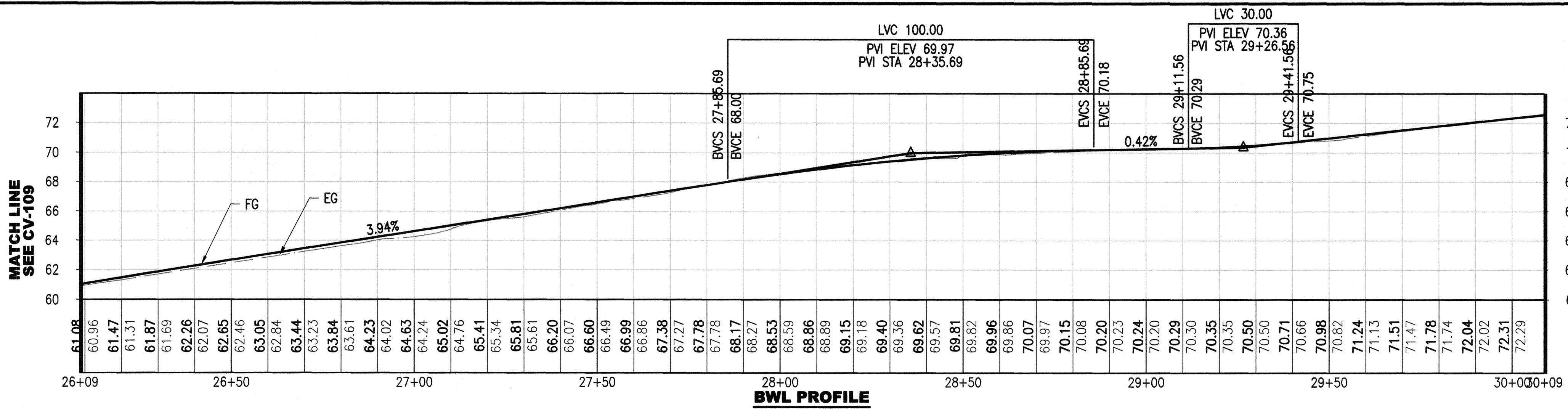
DESIGNED: *Frank Wilson*  
 DRAWN: *Frank Wilson*  
 CHECKED: *Edna Cepeda*  
 REVIEWED: *Mark A. Redlich*  
 RECOMMENDED: *Frank Wilson*  
 APPROVED: *F. M. ...*  
 DATE: **MAY 13 2016**



CITY AND COUNTY OF SAN FRANCISCO  
**MUNICIPAL TRANSPORTATION AGENCY**  
 APPROVED: *Vivian ...*  
 for the DIRECTOR OF TRANSPORTATION

MUNI BUS RAPID TRANSIT SYSTEM		1289
VAN NESS CORRIDOR TRANSIT IMPROVEMENT PROJECT		CL-28828
CIVIL CTL 133+50 TO 138+00 PLAN	CV-109	REVISION
	CV-158	0







- NOTES:**
1. SEE CV-156 FOR REFUGE LAYOUT DATA.
  2. (E) SEWER MANHOLE TO BE REMOVED. SEE SW DRAWINGS FOR DETAILS.
  3. (E) POLE AND/OR ASSOCIATED PULLBOX TO BE REMOVED. SEE ET AND SL DRAWINGS FOR DETAILS.
  4. (E) WATER METER AND/OR BACKFLOW PREVENTOR TO BE REMOVED. SEE WD DRAWINGS FOR DETAILS.
  5. (E) RAILING/FENCING TO BE REMOVED AS CONTRACTOR'S PROPERTY.

I:\CP16401\_Van Ness BRT\2\_CERA\_500\_Design\_Components\501\_Drawings\07\_Civil\Sheet Files\CP16401CV110.dwg pralison Tue Jun 09 09:25:11 -11:25 am

NO.	DATE	DESCRIPTION	REVISED	CHECKED	APPROVED
REVISIONS					

DESIGNED: *Peter Wilson*  
 DRAWN: *Peter Wilson*  
 CHECKED: *Alan Campbell*  
 REVIEWED: *Mark A. Richards*  
 RECOMMENDED: *Peter Wilson*  
 APPROVED: *F. Mahalingam*  
 DATE: MAY 13 2016



CITY AND COUNTY OF SAN FRANCISCO  
**MUNICIPAL TRANSPORTATION AGENCY**

APPROVED  
*Vincent J. Harris*  
 for the DIRECTOR OF TRANSPORTATION

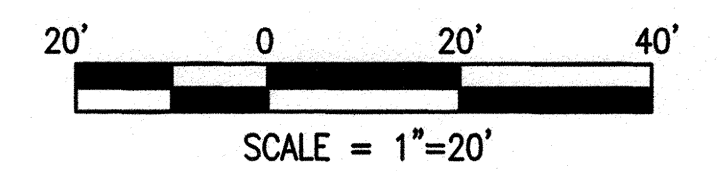
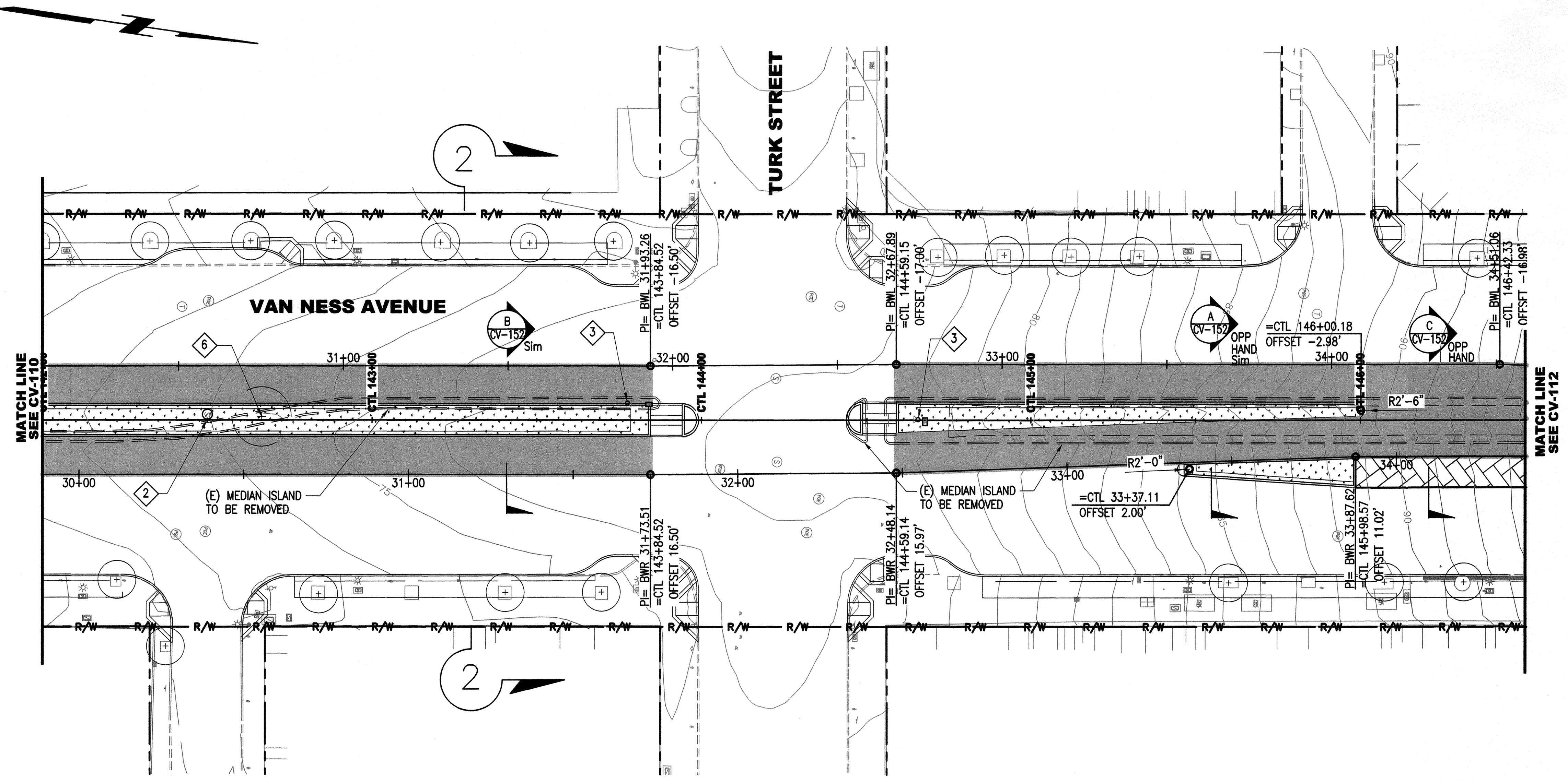
MUNI BUS RAPID TRANSIT SYSTEM  
**VAN NESS CORRIDOR TRANSIT IMPROVEMENT PROJECT**

CIVIL  
 CTL 138+00 TO 142+00  
 PLAN

1289	REVISION
CL-28829	
CV-110	0
CV-158	

**NOTES:**


1. SEE CV-156 FOR REFUGE LAYOUT DATA.
2. (E) SEWER MANHOLE TO BE REMOVED. SEE SW DRAWINGS FOR DETAILS.
3. (E) POLE AND/OR ASSOCIATED PULLBOX TO BE REMOVED. SEE ET AND SL DRAWINGS FOR DETAILS.
4. (E) WATER METER AND/OR BACKFLOW PREVENTOR TO BE REMOVED. SEE LI DRAWINGS FOR DETAILS.
5. (E) RAILING/FENCING TO BE REMOVED AS CONTRACTOR'S PROPERTY.
6. (E) TREE TO BE PROTECTED IN PLACE. SEE LA DRAWINGS.



I:\CP16401\_Van Ness BRIT\2\_CER\500\_Design\_Components\501\_Drawings\07\_Civil\Street\_Files\CP16401CV111.dwg pmlison Tue Jun 09 09:20:15 - 11:28 am

NO.	DATE	DESCRIPTION	REVISED	CHECKED	APPROVED
REVISIONS					

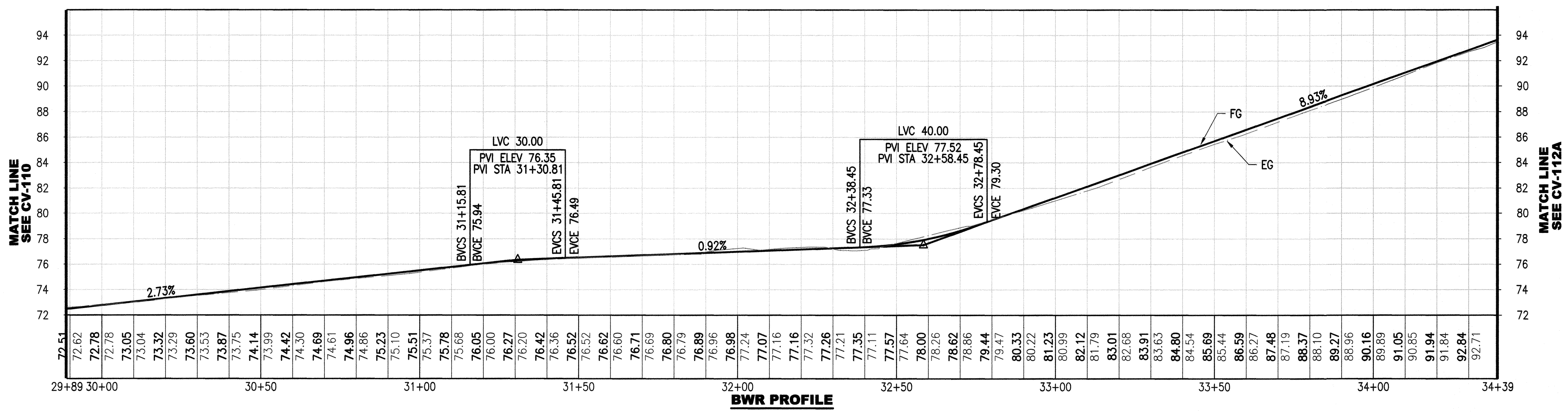
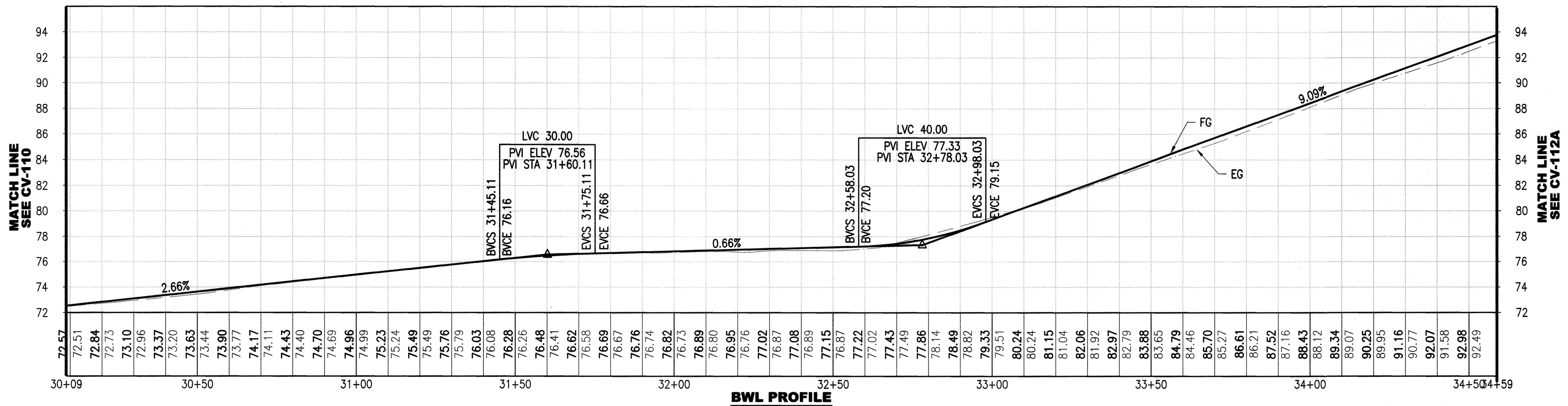
DESIGNED: *Justin Wilson*  
 DRAWN: *Justin Wilson*  
 CHECKED: *Edra Lopez*  
 REVIEWED: *Maria A. Restrich*  
 RECOMMENDED: *Justin Wilson*  
 APPROVED: *F. Mahabadi*  
 DATE: **MAY 13 2016**



CITY AND COUNTY OF SAN FRANCISCO  
**MUNICIPAL TRANSPORTATION AGENCY**  
 APPROVED  
*Vincent J. Haro*  
 for the DIRECTOR OF TRANSPORTATION


MUNI BUS RAPID TRANSIT SYSTEM		1289
VAN NESS CORRIDOR TRANSIT IMPROVEMENT PROJECT		CL-28830
CIVIL CTL 142+00 TO 146+50 PLAN	CV-111 CV-158	REVISION 0

I:\CP16401\_Van Ness BRV\_2\_CER\500\_Design\_Components\501\_Drawings\07\_Civil\_Sheet\_Files\CP16401CV111A.dwg, pulison Tue Jun 09 2015 - 11:31 am



NO.	DATE	DESCRIPTION	REVISED	CHECKED	APPROVED

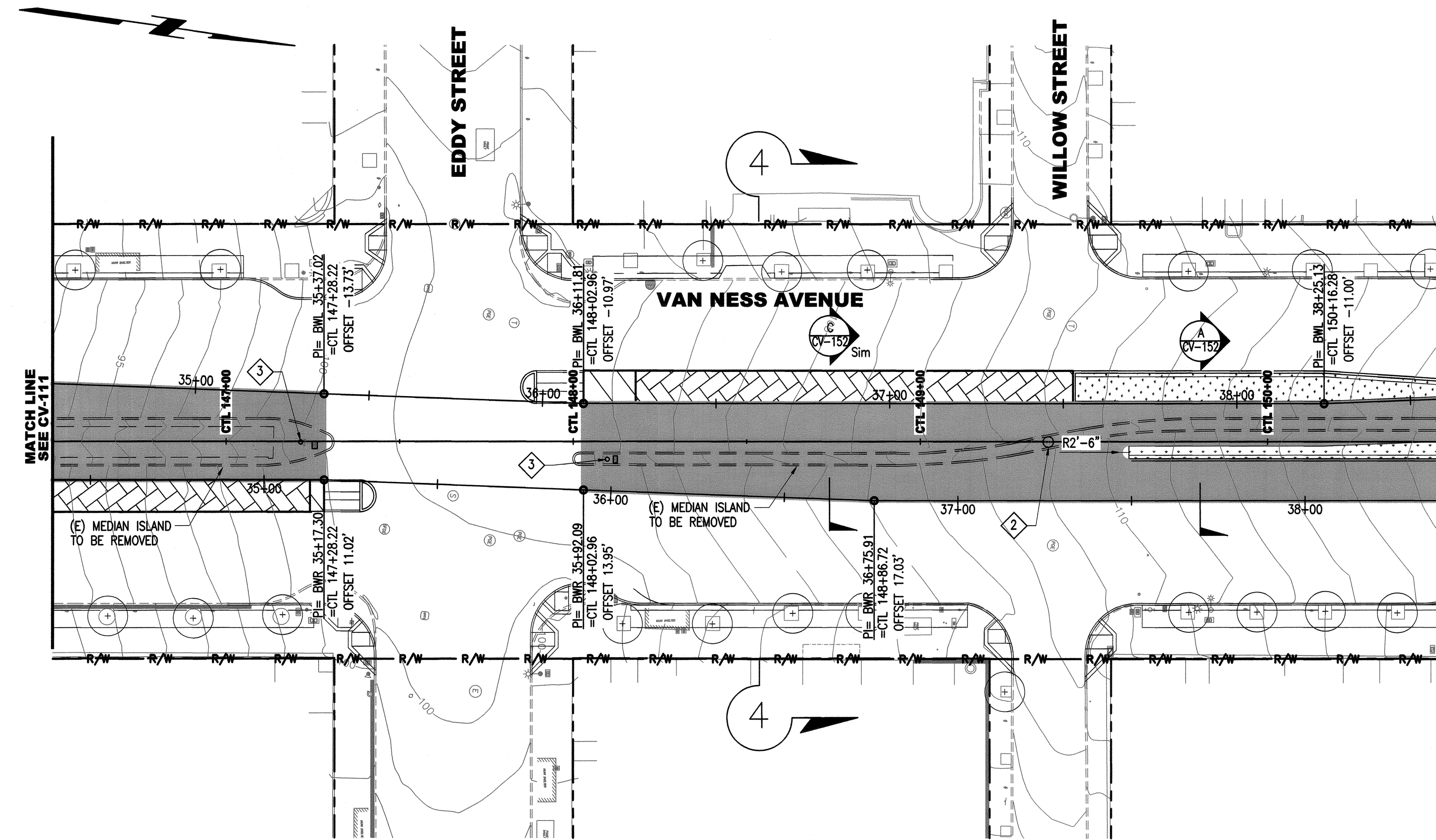
DESIGNED: *Justin Wilson*  
 DRAWN: *Justin Wilson*  
 CHECKED: *Eden Carls*  
 REVIEWED: *Mark A. Rudnicki*  
 RECOMMENDED: *Justin Wilson*  
 APPROVED: *K. Mahanadi*  
 DATE: **MAY 13 2016**



CITY AND COUNTY OF SAN FRANCISCO  
**MUNICIPAL TRANSPORTATION AGENCY**  
 APPROVED: *Lucretia Han*  
 for the DIRECTOR OF TRANSPORTATION

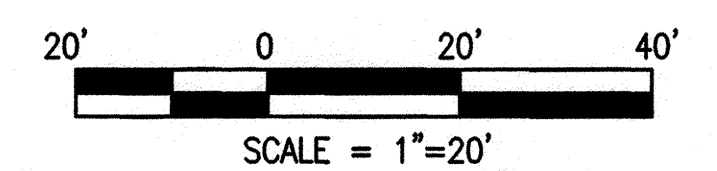
MUNI BUS RAPID TRANSIT SYSTEM  
**VAN NESS CORRIDOR TRANSIT IMPROVEMENT PROJECT**  
 CIVIL  
 CTL 142+00 TO 146+50  
 PROFILES

1289  
 CL-28831  
 CV-111A  
 CV-158  
 REVISION  
 0



**NOTES:**

1. SEE CV-156 FOR REFUGE LAYOUT DATA.
2. (E) SEWER MANHOLE TO BE REMOVED. SEE SW DRAWINGS FOR DETAILS.
3. (E) POLE AND/OR ASSOCIATED PULLBOX TO BE REMOVED. SEE ET AND SL DRAWINGS FOR DETAILS.
4. (E) WATER METER AND/OR BACKFLOW PREVENTOR TO BE REMOVED. SEE LI DRAWINGS FOR DETAILS.
5. (E) RAILING/FENCING TO BE REMOVED AS CONTRACTOR'S PROPERTY.



I:\CP1640.1\_Van Ness BRITV2\_CERA\_500\_Design Components\501\_Drawing\07\_Civil\Sheet Files\CP16401CV112.dwg pmlison Tue Jun 09, 2015 - 11:36 am

NO.	DATE	DESCRIPTION	REVISED	CHECKED	APPROVED
REVISIONS					

DESIGNED: *Justin Wilson*  
 DRAWN: *Justin Wilson*  
 CHECKED: *Edgar Cardozo*  
 REVIEWED: *Mark A. Radzicki*  
 RECOMMENDED: *Justin Wilson*  
 APPROVED: *F. Mahanovich*  
 DATE: MAY 13 2016

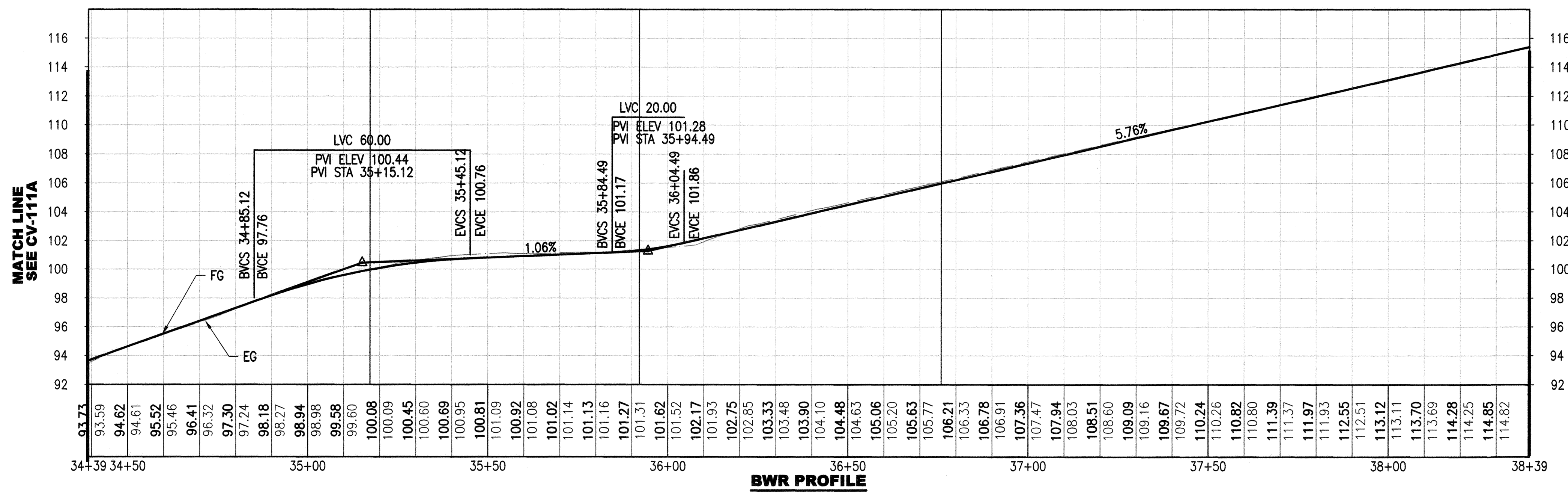
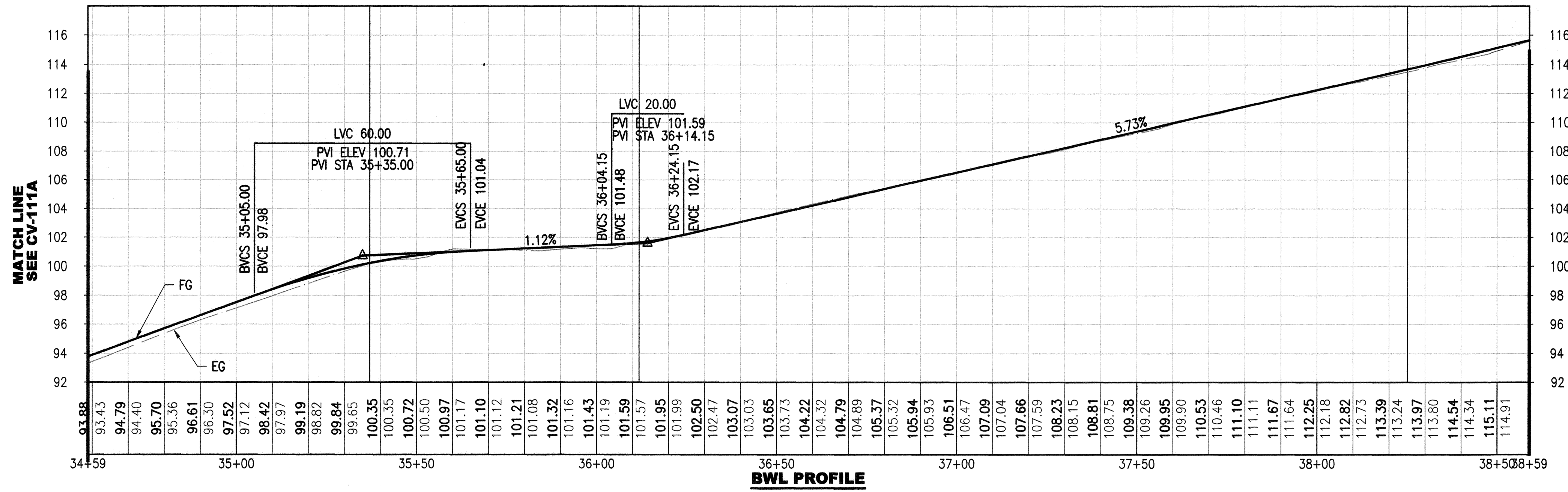


CITY AND COUNTY OF SAN FRANCISCO  
**MUNICIPAL TRANSPORTATION AGENCY**

APPROVED  
*Vincent Han*  
 for the DIRECTOR OF TRANSPORTATION


MUNI BUS RAPID TRANSIT SYSTEM		1289
VAN NESS CORRIDOR TRANSIT IMPROVEMENT PROJECT		CL-28832
CIVIL CTL 146+50 TO 150+50 PLAN	CV-112	REVISION 0
	CV-158	

I:\CPT16401\_Van Ness BRT V2\_CERA 500\_Design Components\501\_Drawings\07\_Civil\Sheet Files\CPT16401CV112A.dwg pwillson Tue Jun 09 2015 11:37 am



NO.	DATE	DESCRIPTION	REVISED	CHECKED	APPROVED
REVISIONS					

DESIGNED: *Justin Wilson*  
 DRAWN: *Justin Wilson*  
 CHECKED: *Glen Campbell*  
 REVIEWED: *Mark A. Rubinski*  
 RECOMMENDED: *Justin Wilson*  
 APPROVED: *F. Mohammedi*  
 DATE: MAY 13 2016



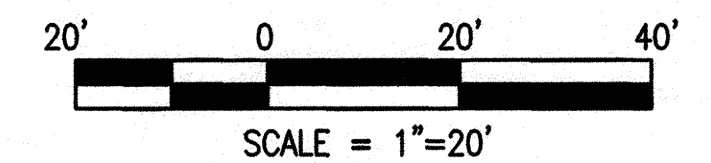
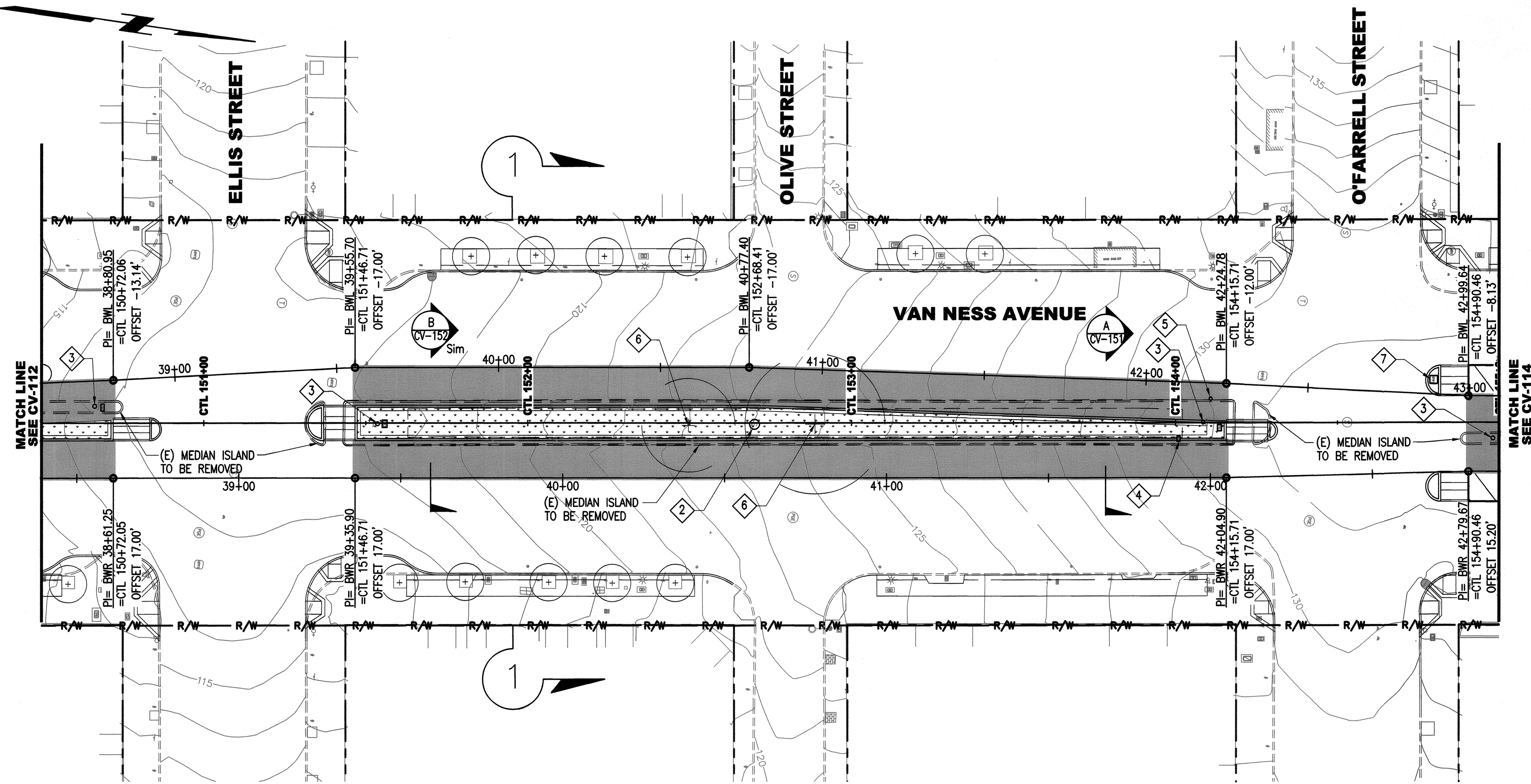
CITY AND COUNTY OF SAN FRANCISCO  
**MUNICIPAL TRANSPORTATION AGENCY**

APPROVED  
*Vincent J. Han*  
 for the DIRECTOR OF TRANSPORTATION

MUNI BUS RAPID TRANSIT SYSTEM		1289
VAN NESS CORRIDOR TRANSIT IMPROVEMENT PROJECT		CL-28833
CIVIL CTL 146+50 TO 150+50 PROFILES	CV-112A	REVISION 0
		CV-158

**NOTES:**


1. SEE CV-156 FOR REFUGE LAYOUT DATA.
2. (E) SEWER MANHOLE TO BE REMOVED. SEE SW DRAWINGS FOR DETAILS.
3. (E) POLE AND/OR ASSOCIATED PULLBOX TO BE REMOVED. SEE ET AND SL DRAWINGS FOR DETAILS.
4. (E) WATER METER AND/OR BACKFLOW PREVENTOR TO BE REMOVED. SEE LI DRAWINGS FOR DETAILS.
5. (E) AWSS VALVE TO REMAIN.
6. (E) TREE TO BE PROTECTED IN PLACE. SEE LA DRAWINGS.
7. (E) AWSS VALVE COVER TO BE RAISED FLUSH WITH REFUGE ISLAND.



I:\CP16401\_Van Ness BRT\2\_CERA\_500\_Design\_Components\501\_Drawings\07\_Civil\Sheet Files\CP16401CV113.dwg pmlison Tue Jun 09, 2015 - 11:39 am

NO.	DATE	DESCRIPTION	REVISED	CHECKED	APPROVED
REVISIONS					

DESIGNED *Arthur Wilson*  
 DRAWN *Arthur Wilson*  
 CHECKED *Edna Carls*  
 REVIEWED *Mark A. Rudrich*  
 RECOMMENDED *Arthur Wilson*  
 APPROVED *F. Mohrhardt*  
 DATE **MAY 13 2016**



CITY AND COUNTY OF SAN FRANCISCO  
**MUNICIPAL TRANSPORTATION AGENCY**

APPROVED  
*[Signature]*  
 for the DIRECTOR OF TRANSPORTATION

MUNI BUS RAPID TRANSIT SYSTEM		1289
VAN NESS CORRIDOR TRANSIT IMPROVEMENT PROJECT		CL-28834
CIVIL CTL 150+50 TO 155+00 PLAN	CV-113 CV-158	REVISION 0

I:\CP16\01\_Van Ness BRT\2\_CERA\_500\_Design\_Components\501\_Drawings\07\_Civil\Sheet\_Files\CP16\01\CV113A.dwg pwillson Tue Jun 09 2015 11:40 am

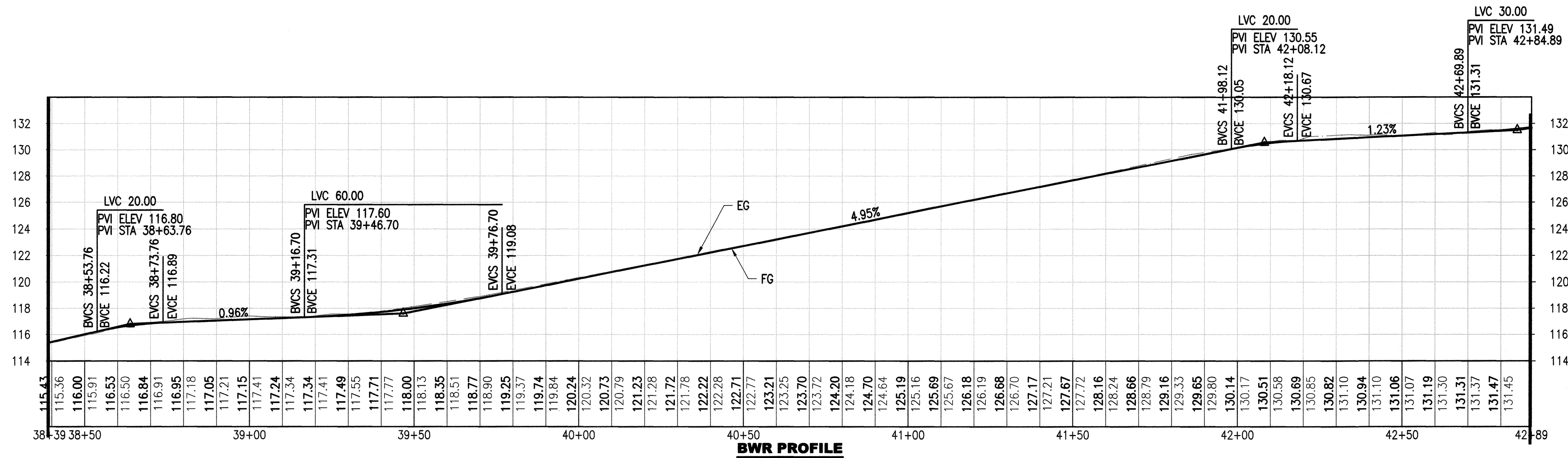
MATCH LINE  
SEE CV-112A



**BWL PROFILE**

MATCH LINE  
SEE CV-114A

MATCH LINE  
SEE CV-112A





**BWR PROFILE**

MATCH LINE  
SEE CV-114A

NO.	DATE	DESCRIPTION	REVISED	CHECKED	APPROVED
REVISIONS					

DESIGNED: *[Signature]*  
 DRAWN: *[Signature]*  
 CHECKED: *[Signature]*  
 REVIEWED: *[Signature]*  
 RECOMMENDED: *[Signature]*  
 APPROVED: *[Signature]*  
 DATE: MAY 13 2016



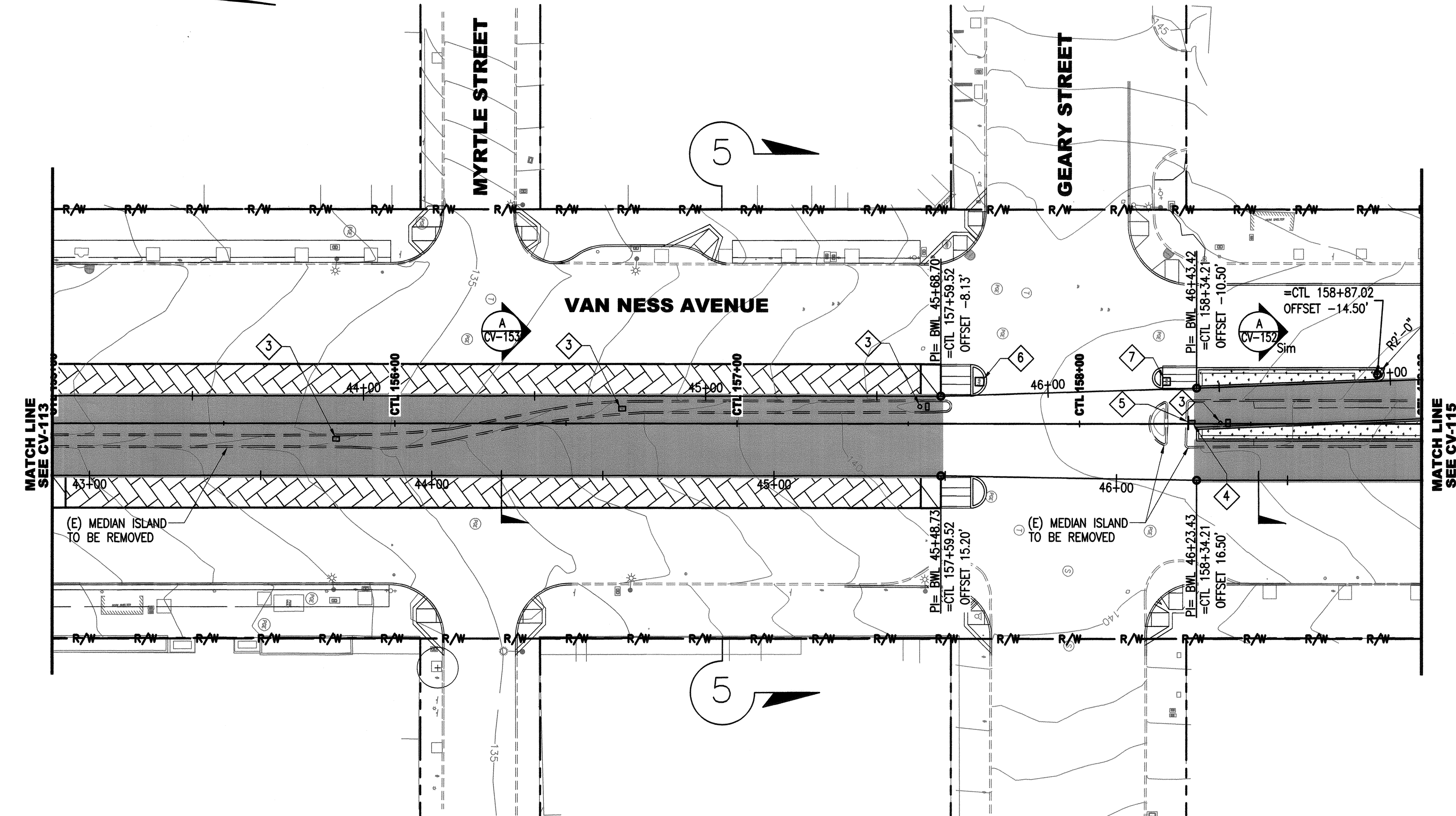
CITY AND COUNTY OF SAN FRANCISCO  
**MUNICIPAL TRANSPORTATION AGENCY**

APPROVED  
*[Signature]*  
 for the DIRECTOR OF TRANSPORTATION

MUNI BUS RAPID TRANSIT SYSTEM  
**VAN NESS CORRIDOR TRANSIT IMPROVEMENT PROJECT**

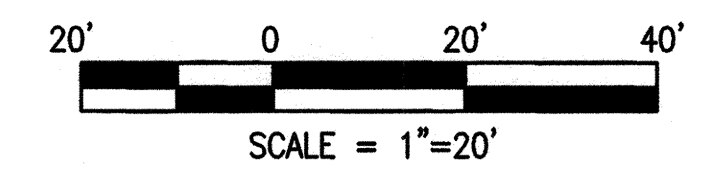
CIVIL  
 CTL 150+50 TO 155+00  
 PROFILES

1289	
CL-22835	
CV-113A	REVISION
CV-158	0



**NOTES:**



1. SEE CV-156 FOR REFUGE LAYOUT DATA.
2. (E) SEWER MANHOLE TO BE REMOVED. SEE SW DRAWINGS FOR DETAILS.
3. (E) POLE AND/OR ASSOCIATED PULLBOX TO BE REMOVED. SEE ET AND SL DRAWINGS FOR DETAILS.
4. (E) WATER METER AND/OR BACKFLOW PREVENTOR TO BE REMOVED. SEE LI DRAWINGS FOR DETAILS.
5. (E) RAILING/FENCING TO BE REMOVED AS CONTRACTOR'S PROPERTY.
6. (E) AWSS VALVE COVER SHALL BE RAISED FLUSH WITH REFUGE ISLAND. SEE MA DRAWINGS FOR DETAILS.
7. PROVIDE DETECTABLE WARNING SURFACE ON AWSS VALVE COVER.



I:\CP16401\_Van\_Ness\_BRT\_V2\_CER\500\_Design\_Components\501\_Drawings\07\_Civil\Sheet\_Files\CP16401CV114.dwg pmlison Tue Jun 09 2015 11:46 am  
 BORDER REVISED 11/17/05

NO.	DATE	DESCRIPTION	REVISED	CHECKED	APPROVED
REVISIONS					

DESIGNED: *Prothman*  
 DRAWN: *Prothman*  
 CHECKED: *Edna Cardo*  
 REVIEWED: *Mark A. Radtke*  
 RECOMMENDED:  
 APPROVED: *F. Hoffmann*  
 DATE: **MAY 13 2016**

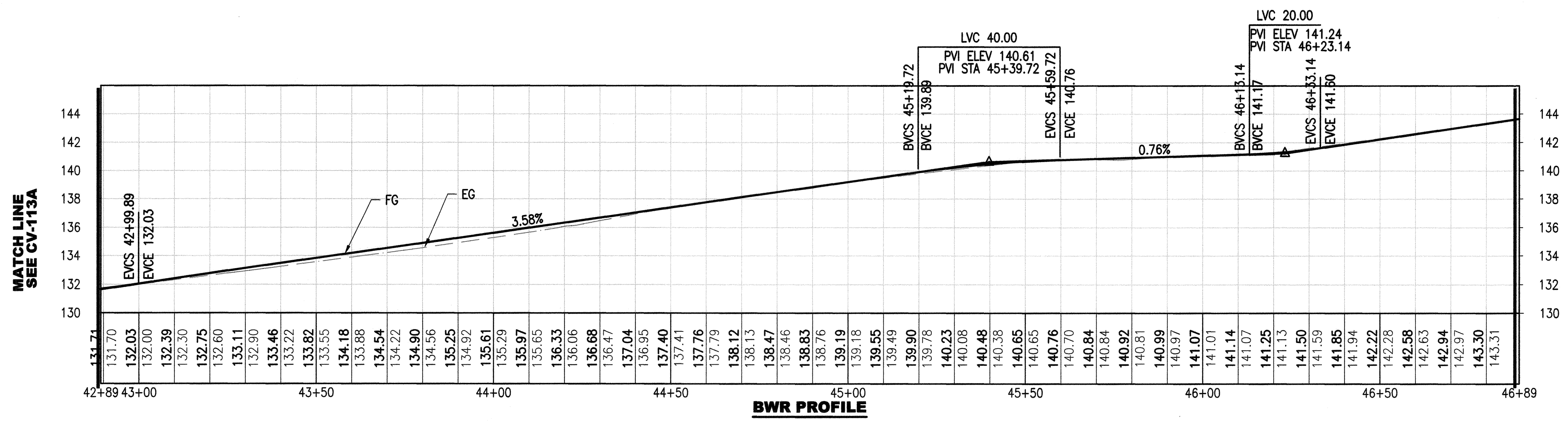
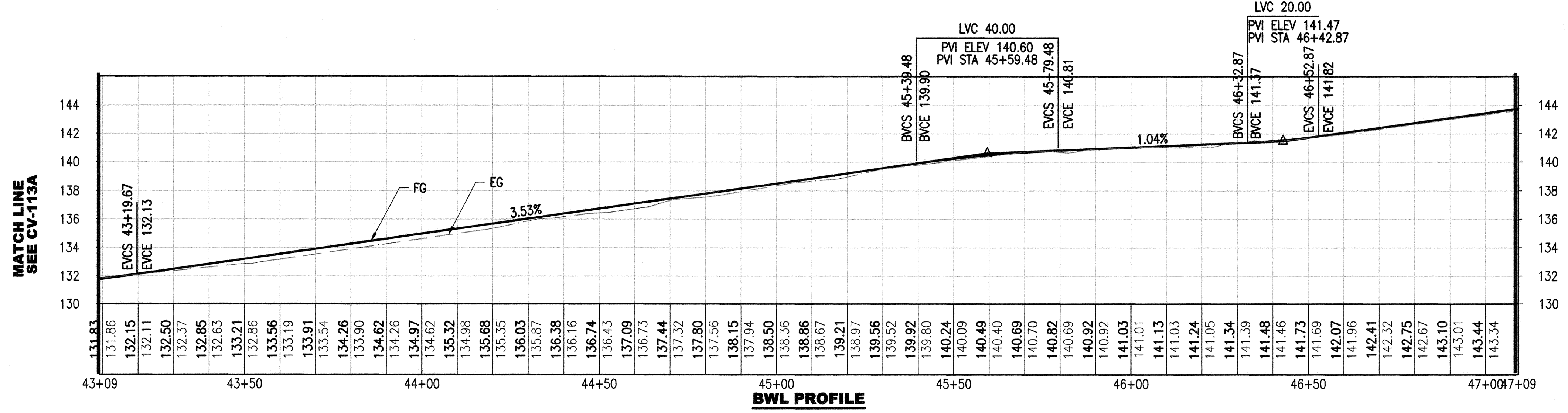


CITY AND COUNTY OF SAN FRANCISCO  
**MUNICIPAL TRANSPORTATION AGENCY**  
 APPROVED: *Vincent Ho*  
 for the DIRECTOR OF TRANSPORTATION

MUNI BUS RAPID TRANSIT SYSTEM		1289	
VAN NESS CORRIDOR TRANSIT IMPROVEMENT PROJECT		CL-28836	
CIVIL CTL 155+00 TO 159+00 PLAN		CV-114	REVISION
		CV-158	0





I:\CPT6401\_Van Ness BRV\2\_CER\500\_Design\_Components\501\_Drawings\07\_Civil\_Sheet\_Files\CP76401CV114A.dwg, pmlison, Tue Jun 09 2015 11:47 am



NO.	DATE	DESCRIPTION	REVISED	CHECKED	APPROVED
REVISIONS					

DESIGNED	<i>Patricia Wilson</i>
DRAWN	<i>Patricia Wilson</i>
CHECKED	<i>Edison Cordeiro</i>
REVIEWED	<i>Mark A. Rubrich</i>
RECOMMENDED	<i>Patricia Wilson</i>
APPROVED	<i>T. Mahabadi</i>
DATE	MAY 13 2016



CITY AND COUNTY OF SAN FRANCISCO  
**MUNICIPAL TRANSPORTATION AGENCY**

APPROVED  
*Vincent J. Han*  
 for the DIRECTOR OF TRANSPORTATION

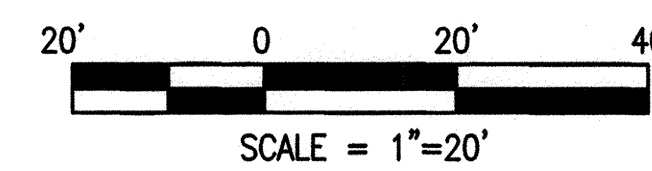
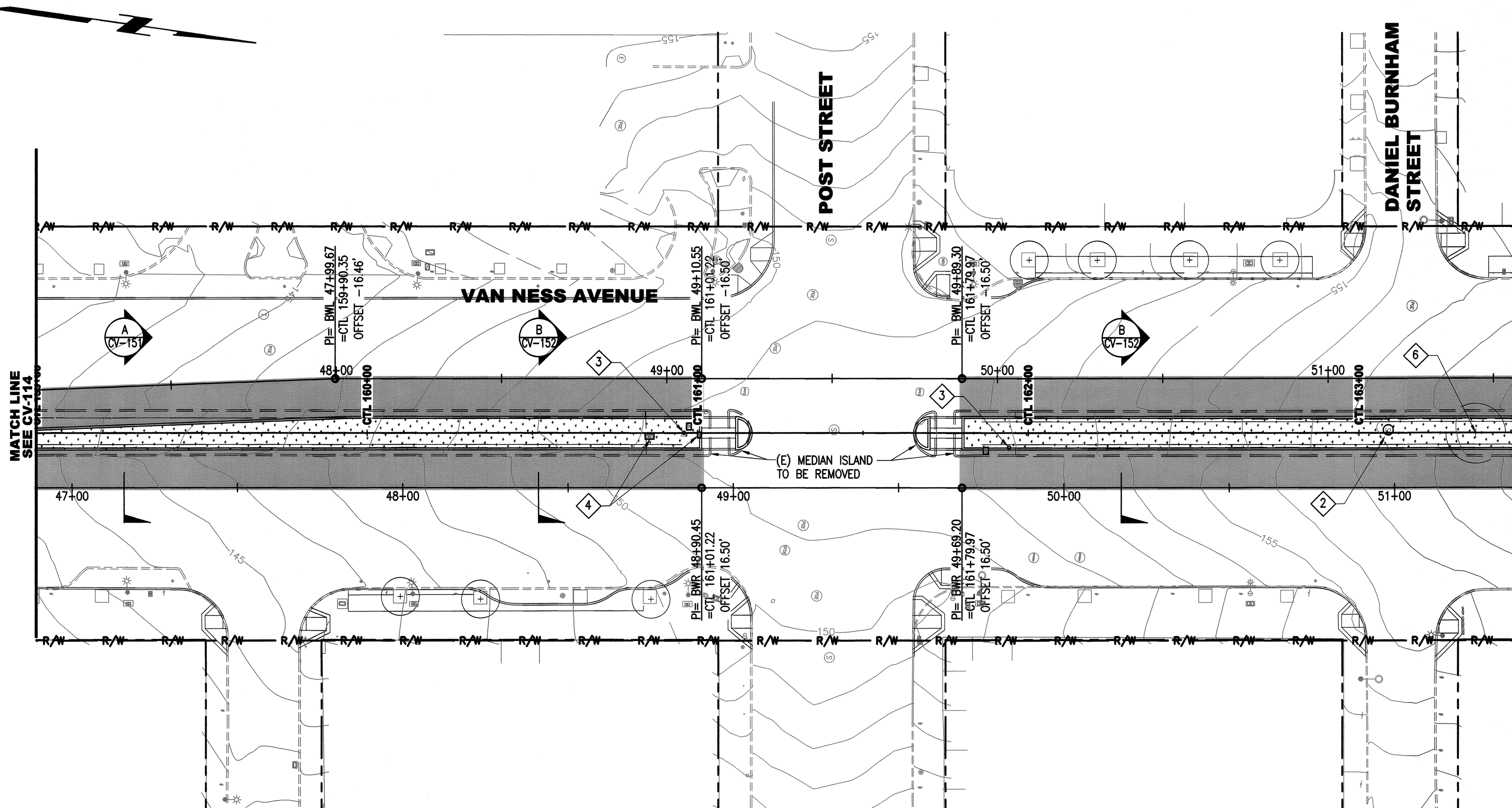
MUNI BUS RAPID TRANSIT SYSTEM  
**VAN NESS CORRIDOR TRANSIT IMPROVEMENT PROJECT**

CIVIL  
 CTL 155+00 TO 159+00  
 PROFILES

1289	CL-28837
CV-114A	REVISION
CV-158	0

**NOTES:**

1. SEE CV-156 FOR REFUGE LAYOUT DATA.
2. (E) SEWER MANHOLE TO BE REMOVED. SEE SW DRAWINGS FOR DETAILS.
3. (E) POLE AND/OR ASSOCIATED PULLBOX TO BE REMOVED. SEE ET AND SL DRAWINGS FOR DETAILS.
4. (E) WATER METER AND/OR BACKFLOW PREVENTOR TO BE REMOVED. SEE WD DRAWINGS FOR DETAILS.
5. (E) RAILING/FENCING TO BE REMOVED AS CONTRACTOR'S PROPERTY.
6. (E) TREE TO BE PROTECTED IN PLACE. SEE LA DRAWINGS.



I:\CP1640.1\_Van Ness BRITV2\_CSEA\_500\_Design\_Component\A501\_Drawing\07\_Civil\Sheet Files\CP16401CV115.dwg pulison Tue Jun 09, 2015 - 11:52 am

NO.	DATE	DESCRIPTION	REVISED	CHECKED	APPROVED
REVISIONS					

DESIGNED: *[Signature]*  
 DRAWN: *[Signature]*  
 CHECKED: *[Signature]*  
 REVIEWED: *[Signature]*  
 RECOMMENDED: *[Signature]*  
 APPROVED: *[Signature]*  
 DATE: MAY 13 2016

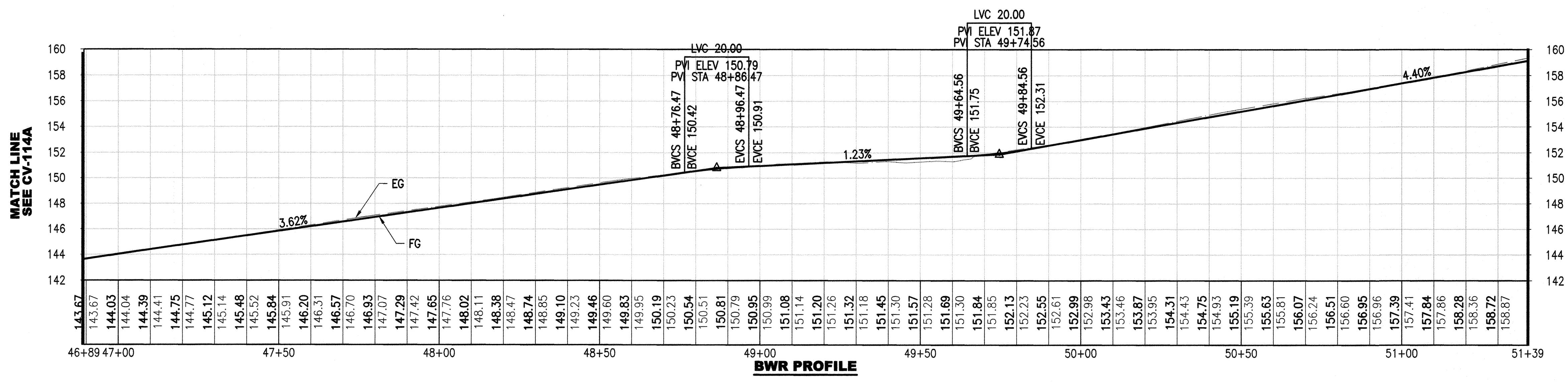
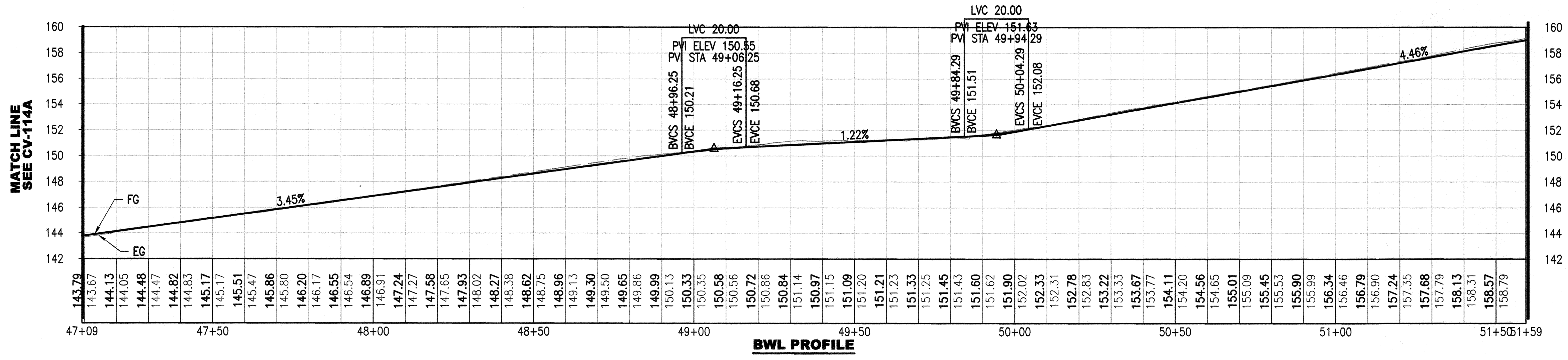


CITY AND COUNTY OF SAN FRANCISCO  
**MUNICIPAL TRANSPORTATION AGENCY**

APPROVED  
*[Signature]*  
 for the DIRECTOR OF TRANSPORTATION

MUNI BUS RAPID TRANSIT SYSTEM		1289
VAN NESS CORRIDOR TRANSIT IMPROVEMENT PROJECT		CL-28838
CIVIL CTL 159+00 TO 163+50 PLAN	CV-115	REVISION
	CV-158	0

I:\CPT\6401\_Van Ness BRT\2\_CERA\_S00\_Design\_Components\A\_S01\_Drawings\07\_Civil\Sheet Files\CPT\6401\115A.dwg pwillson Fri Jun 05 2015 - 9:54 am



NO.	DATE	DESCRIPTION	REVISED	CHECKED	APPROVED
REVISIONS					

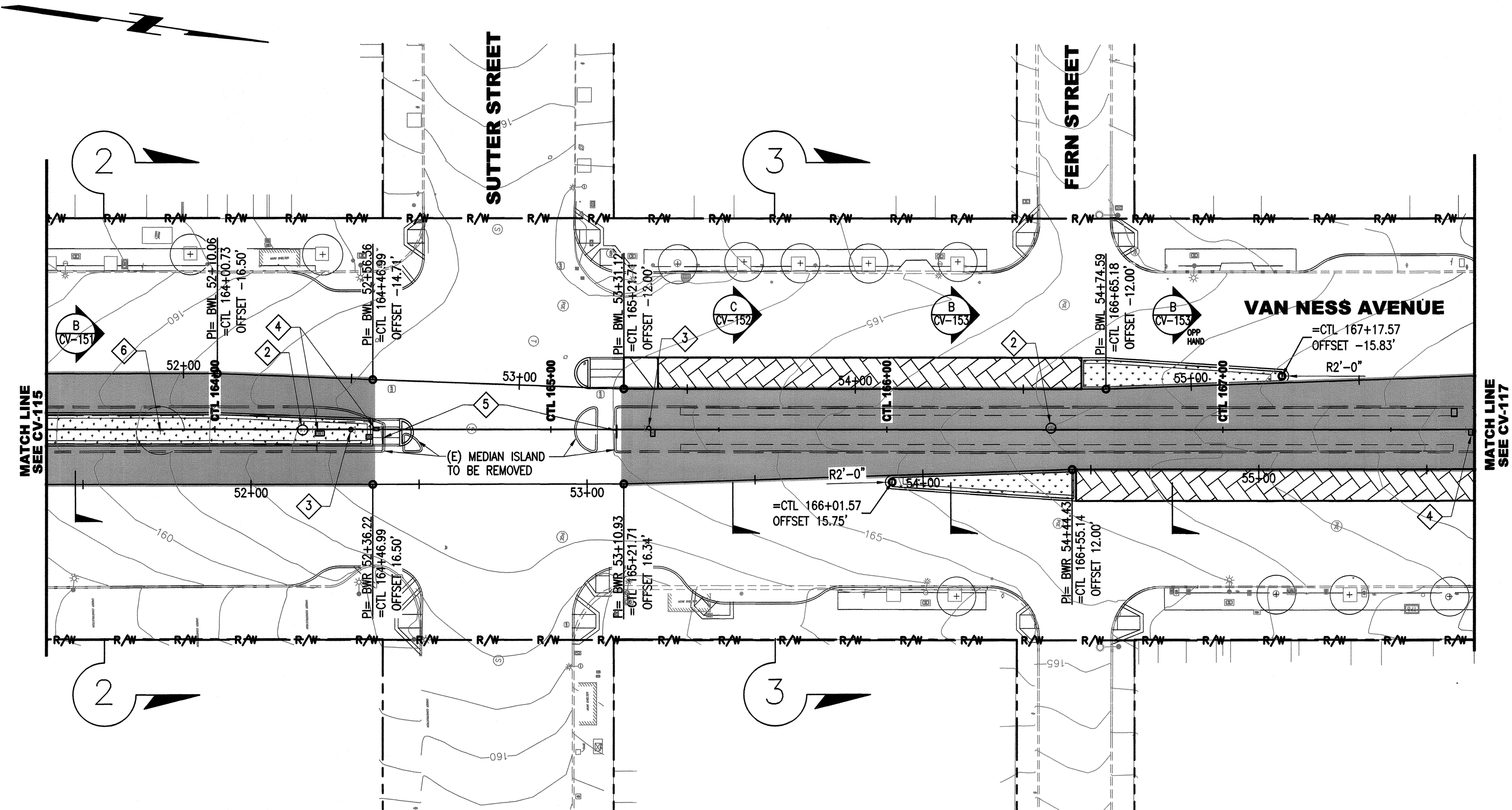
DESIGNED: *Patricia Wilson*  
 DRAWN: *Patricia Wilson*  
 CHECKED: *Patricia Wilson*  
 REVIEWED: *Mark A. Rudnick*  
 RECOMMENDED: *Patricia Wilson*  
 APPROVED: *F. Madhoush*  
 DATE: MAY 13 2016



CITY AND COUNTY OF SAN FRANCISCO  
**MUNICIPAL TRANSPORTATION AGENCY**

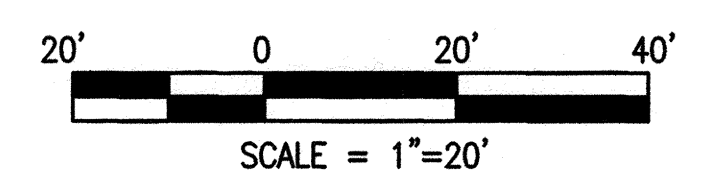
APPROVED  
*Vivian Harris*  
 for the DIRECTOR OF TRANSPORTATION

MUNI BUS RAPID TRANSIT SYSTEM		1289
VAN NESS CORRIDOR TRANSIT IMPROVEMENT PROJECT		CL-28839
CIVIL CTL 159+00 TO 163+50 PROFILES		CV-115A CV-158
		REVISION 0



**NOTES:**



1. SEE CV-156 FOR REFUGE LAYOUT DATA.
2. (E) SEWER MANHOLE TO BE REMOVED. SEE SW DRAWINGS FOR DETAILS.
3. (E) POLE AND/OR ASSOCIATED PULLBOX TO BE REMOVED. SEE ET AND SL DRAWINGS FOR DETAILS.
4. (E) WATER METER AND/OR BACKFLOW PREVENTOR TO BE REMOVED. SEE WD DRAWINGS FOR DETAILS.
5. (E) RAILING/FENCING TO BE REMOVED AS CONTRACTOR'S PROPERTY.
6. (E) TREE TO BE PROTECTED IN PLACE. SEE LA DRAWINGS.



I:\CP16401\_Van Ness BRT\2\_CERA\_500\_Design\_Components\501\_Drawings\07\_Civil\Sheet Files\CP16401CV116.dwg pmlison Tue Jun 09 09:20:15 - 11:54 am

NO.	DATE	DESCRIPTION	REVISED	CHECKED	APPROVED
REVISIONS					

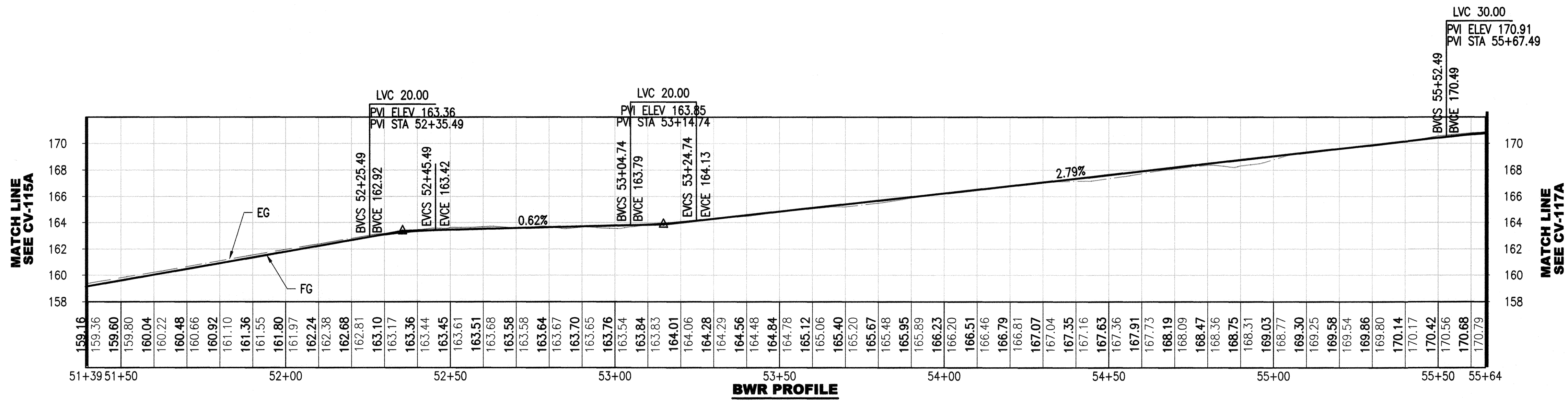
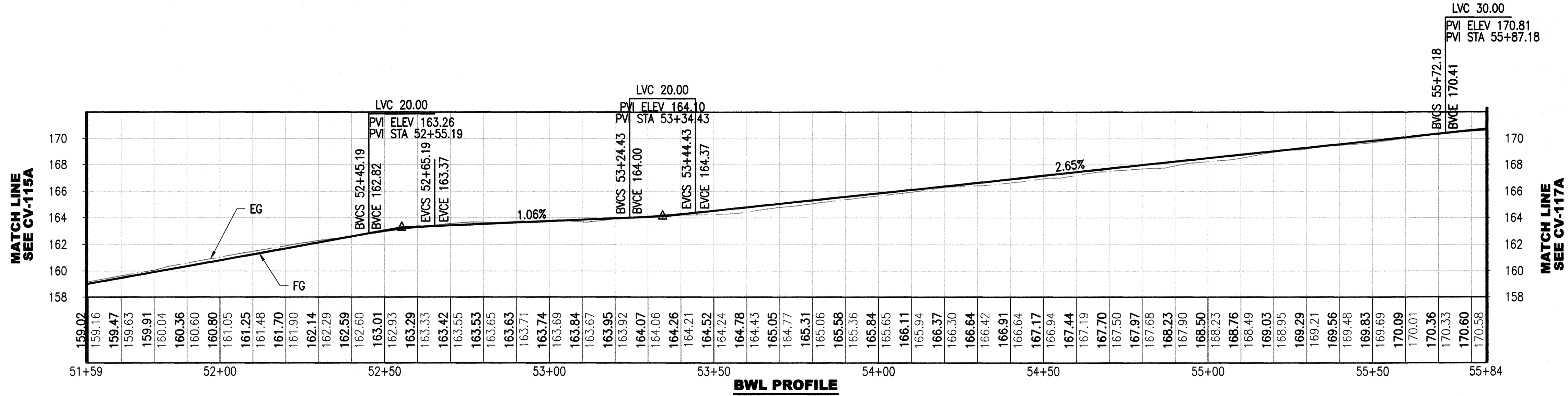
DESIGNED: *[Signature]*  
 DRAWN: *[Signature]*  
 CHECKED: *[Signature]*  
 REVIEWED: *[Signature]*  
 RECOMMENDED: *[Signature]*  
 APPROVED: *[Signature]*  
 DATE: MAY 13 2016



CITY AND COUNTY OF SAN FRANCISCO  
**MUNICIPAL TRANSPORTATION AGENCY**  
 APPROVED: *[Signature]*  
 for the DIRECTOR OF TRANSPORTATION


MUNI BUS RAPID TRANSIT SYSTEM		1289	
VAN NESS CORRIDOR TRANSIT IMPROVEMENT PROJECT		CL-28840	
CIVIL CTL 163+50 TO 167+75 PLAN		CV-116	REVISION
		CV-158	0

I:\CP16401\_Van Ness BRT V2\_GERA\_500\_Design\_Components\501\_Drawings\07\_Civil\Sheet\_Files\CP16401CV116A.dwg pwillson Tue Jun 09 2015 11:55 am  
 BORDER REVISED 11/17/05



NO.	DATE	DESCRIPTION	REVISED	CHECKED	APPROVED
REVISIONS					

DESIGNED: *[Signature]*  
 DRAWN: *[Signature]*  
 CHECKED: *[Signature]*  
 REVIEWED: *[Signature]*  
 RECOMMENDED: *[Signature]*  
 APPROVED: *[Signature]*  
 DATE: MAY 18 2016

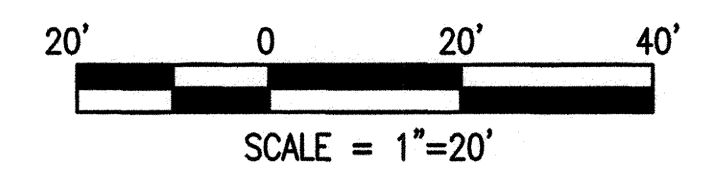
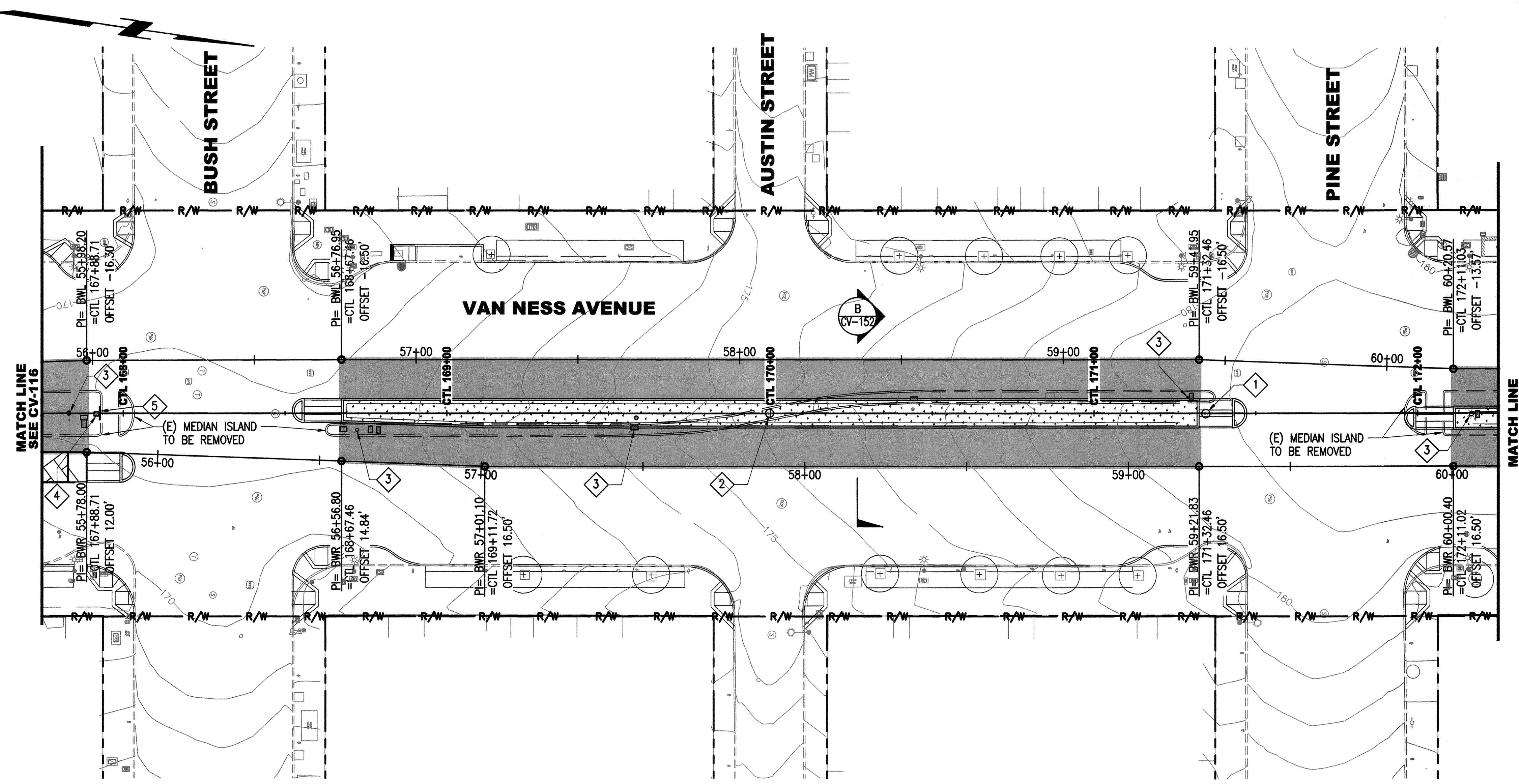


CITY AND COUNTY OF SAN FRANCISCO  
**MUNICIPAL TRANSPORTATION AGENCY**  
 APPROVED: *[Signature]*  
 for the DIRECTOR OF TRANSPORTATION

MUNI BUS RAPID TRANSIT SYSTEM		1289
VAN NESS CORRIDOR TRANSIT IMPROVEMENT PROJECT		CL-28841
CIVIL CTL 163+50 TO 167+75 PROFILES	CV-116A	REVISION 0

**NOTES:**


1. SEE CV-156 FOR REFUGE LAYOUT DATA.
2. (E) SEWER MANHOLE TO BE REMOVED. SEE SW DRAWINGS FOR DETAILS.
3. (E) POLE AND/OR ASSOCIATED PULLBOX TO BE REMOVED. SEE ET AND SL DRAWINGS FOR DETAILS.
4. (E) WATER METER AND/OR BACKFLOW PREVENTOR TO BE REMOVED. SEE WD DRAWINGS FOR DETAILS.
5. (E) RAILING/FENCING TO BE REMOVED AS CONTRACTOR'S PROPERTY.



I:\CV16401\_Van Ness\_BRT\_V\_CERA\_500\_Design\_Components\501\_Drawings\07\_Civil\_Sheet\_Files\CV16401CV117.dwg pmlison Tue Jun 09, 2015 - 11:59 am

NO.	DATE	DESCRIPTION	REVISED	CHECKED	APPROVED
REVISIONS					

DESIGNED: *[Signature]*  
 DRAWN: *[Signature]*  
 CHECKED: *[Signature]*  
 REVIEWED: *[Signature]*  
 RECOMMENDED: *[Signature]*  
 APPROVED: *[Signature]*  
 DATE: MAY 13 2016



CITY AND COUNTY OF SAN FRANCISCO  
**MUNICIPAL TRANSPORTATION AGENCY**

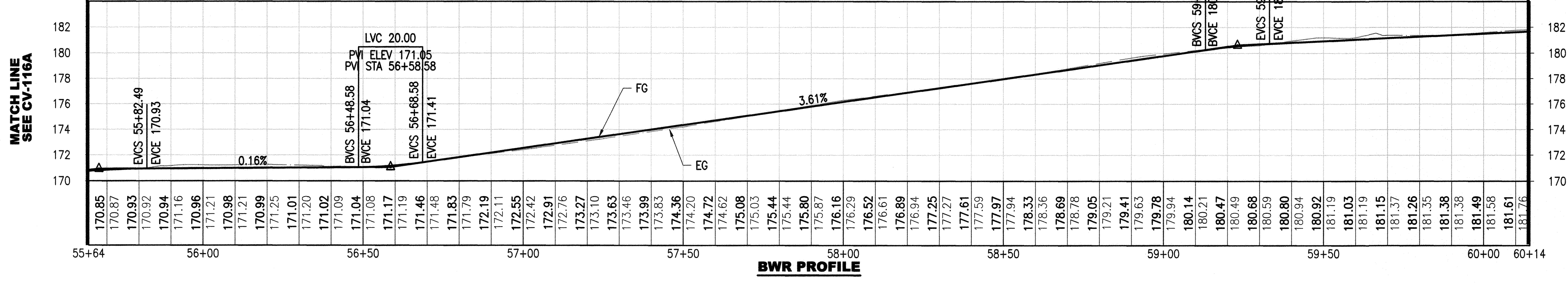
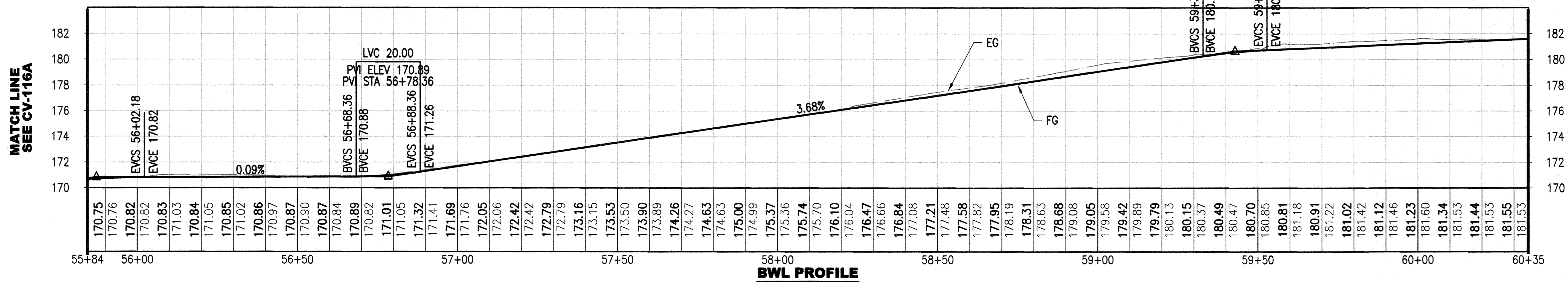
APPROVED  
*[Signature]*  
 for the DIRECTOR OF TRANSPORTATION

MUNI BUS RAPID TRANSIT SYSTEM  
**VAN NESS CORRIDOR TRANSIT IMPROVEMENT PROJECT**

CIVIL  
 CTL 167+75 TO 172+25  
 PLAN


1289	REVISION
CL-28842	0
CV-117	
CV-158	

I:\CP16401\_Van Ness BRT\2\_CREA\_S00\_Design\_Components\A\_S01\_Drawings\07\_Civil\Sheet\_Files\CP16401CV117A.dwg pwillson Fri Jun 06 2015 10:05 am



NO.	DATE	DESCRIPTION	REVISED	CHECKED	APPROVED
REVISIONS					

DESIGNED: *Justin Wilson*  
 DRAWN: *Justin Wilson*  
 CHECKED: *Edwin Campbell*  
 REVIEWED: *Mark A. Rudowski*  
 RECOMMENDED: *Justin Wilson*  
 APPROVED: *F. Mohammedi*  
 DATE: **MAY 13 2016**



CITY AND COUNTY OF SAN FRANCISCO  
**MUNICIPAL TRANSPORTATION AGENCY**  
 APPROVED: *Vincent J. Harrel*  
 for the DIRECTOR OF TRANSPORTATION

MUNI BUS RAPID TRANSIT SYSTEM		1289
VAN NESS CORRIDOR TRANSIT IMPROVEMENT PROJECT		CL-28843
CIVIL CTL 167+75 TO 172+25 PROFILES		CV-117A CV-158
		REVISION 0