



**VISION
ZERO
SF**

Through Vision Zero SF we commit to working together to prioritize street safety and eliminate traffic deaths in San Francisco by 2024

VISION ZERO SF: *ELIMINATING TRAFFIC DEATHS BY 2024*

MAY 4, 2017

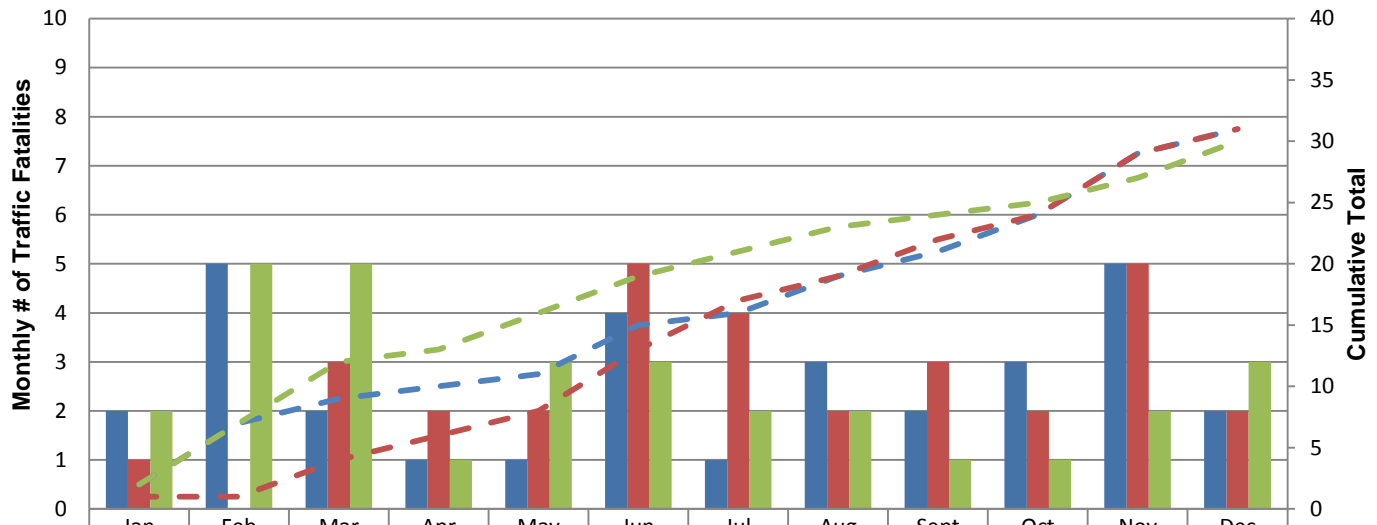
OVERVIEW

- ❖ 2016 Fatality Report
- ❖ 2017-2018 Action Strategy
- ❖ Vision Zero Priority Project Updates
- ❖ Executive Directive 16-03
- ❖ Sanctuary City and VZ
- ❖ Controller's Office Report for VZ Enforcement

2016 VISION ZERO FATALITIES

30 people were killed while traveling on San Francisco streets in 2016.

2014-2016 Vision Zero Traffic Fatalities*

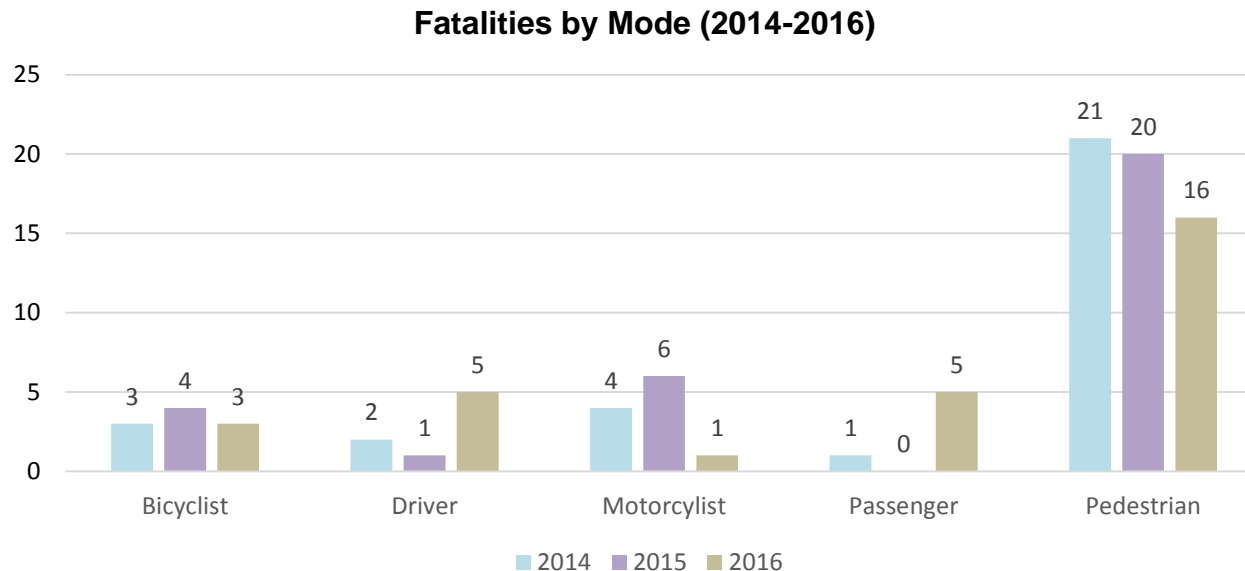


	Jan	Feb	Mar	Apr	May	Jun	Jul	Aug	Sept	Oct	Nov	Dec
2014 Monthly Count	2	5	2	1	1	4	1	3	2	3	5	2
2015 Monthly Count	1	0	3	2	2	5	4	2	3	2	5	2
2016 Monthly Count	2	5	5	1	3	3	2	2	1	1	2	3
2014 Cumulative Total	2	7	9	10	11	15	16	19	21	24	29	31
2015 Cumulative Total	1	1	4	6	8	13	17	19	22	24	29	31
2016 Cumulative Total	2	7	12	13	16	19	21	23	24	25	27	30

TRANSPORTATION MODE

People walking continue to be most impacted (50%) - though a decrease in 2016 relative to 2014 and 2015.

- Motorcyclist fatalities also had a reduction in 2016.
- Motor vehicles fatalities increased, though included one collision which resulted in three deaths.



NOTE: Traffic fatality numbers are low from a statistical standpoint and therefore susceptible to random variation (due to chance) from year to year. It is therefore important to monitor longer-term trends to distinguish true patterns in the data.

NATIONAL DATA: *IN CONTRAST*

Overall U.S. traffic deaths are on the rise, with a 14% increase estimated from 2014 to 2016, from approximately 35,000 to over 40,000 deaths in traffic.

This change is primarily driven by increases in deaths to people walking, biking and on motorcycles.

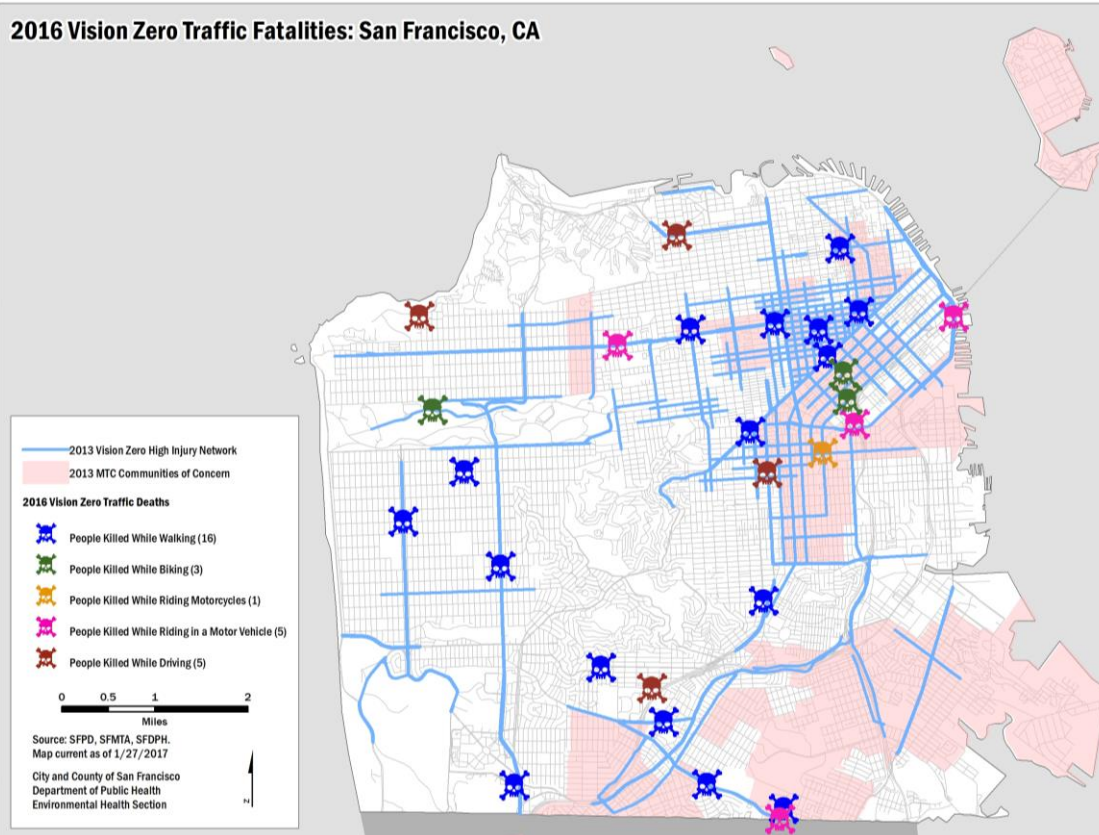
Approximately 10% of these deaths occur in California.

National Safety Council: <http://www.nsc.org/NewsDocuments/2017/12-month-estimates.pdf>

NHTSA Traffic Safety Facts: DOT HS 812 358

VISION ZERO HIGH INJURY NETWORK

2016 Vision Zero Traffic Fatalities: San Francisco, CA



63% of 2016 traffic fatalities occurred on the High Injury Network – just 12% of city streets

30% of 2016 fatalities occurred in a Community of Concern; 89% of which were also on the VZHIN.


FATALITY CHARACTERISTICS

Seniors (aged 65+) suffer a disproportionate rate of traffic fatalities.

While only 15% of San Francisco's total population, seniors account for 44% (n=13) of all traffic fatalities in 2016.

Pedestrian Fatalities: Seniors accounted for 63% (n=10); 88% (n=14) of pedestrian deaths were people aged 60 and older.

Men are vastly overrepresented in 77% of 2016 traffic fatalities, consistent with previous years and national data.



Primary Vehicle Code Violations

- Red light running, failure to yield to pedestrians, and unsafe speed were the top primary violations in 2016 - consistent with previous years – accounting for over half of deaths.
- Unsafe speed was indicated as a secondary collision factor in an additional two deaths.



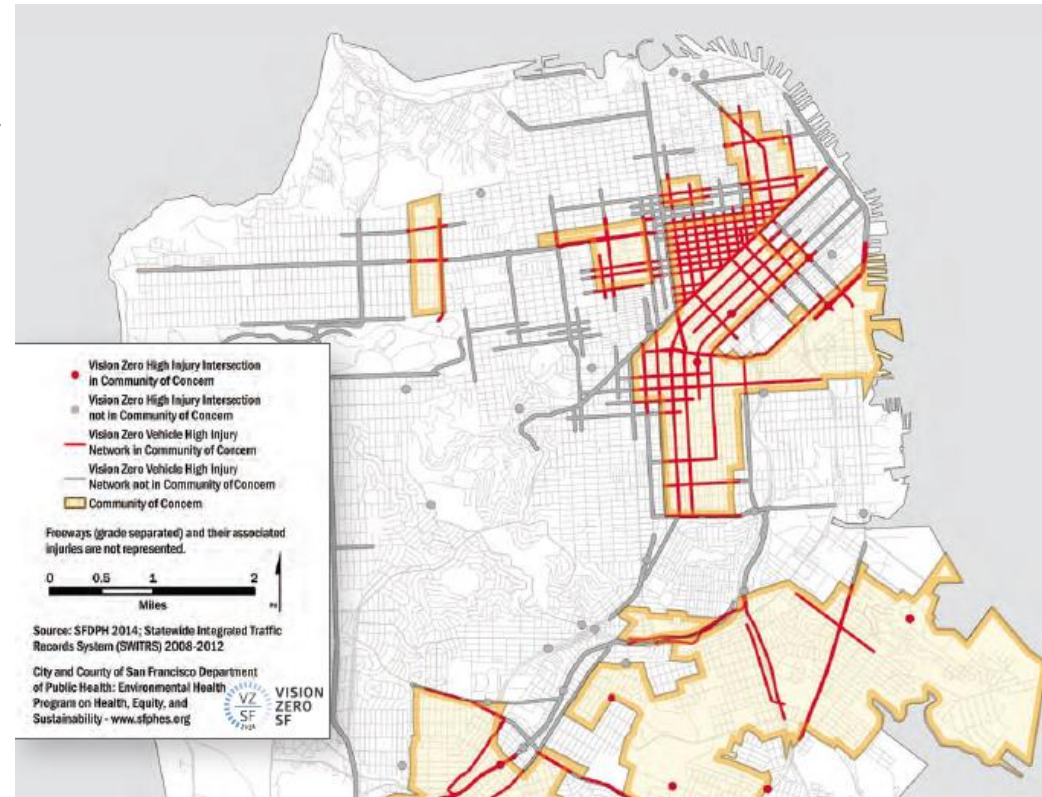


ELIMINATING TRAFFIC DEATHS IN OUR CITY

VISION ZERO TWO YEAR ACTION STRATEGY: RELEASED MARCH 2017

Challenges We Face

- Low-income, minority and senior residents are disproportionately affected by traffic violence
- A growing population and booming economy, with more people walking and biking
- Public opposition can result in fewer or delayed safety improvements
- A culture that prioritizes speed over safety



VISION ZERO PRIORITY PROJECTS

Share Print Measure

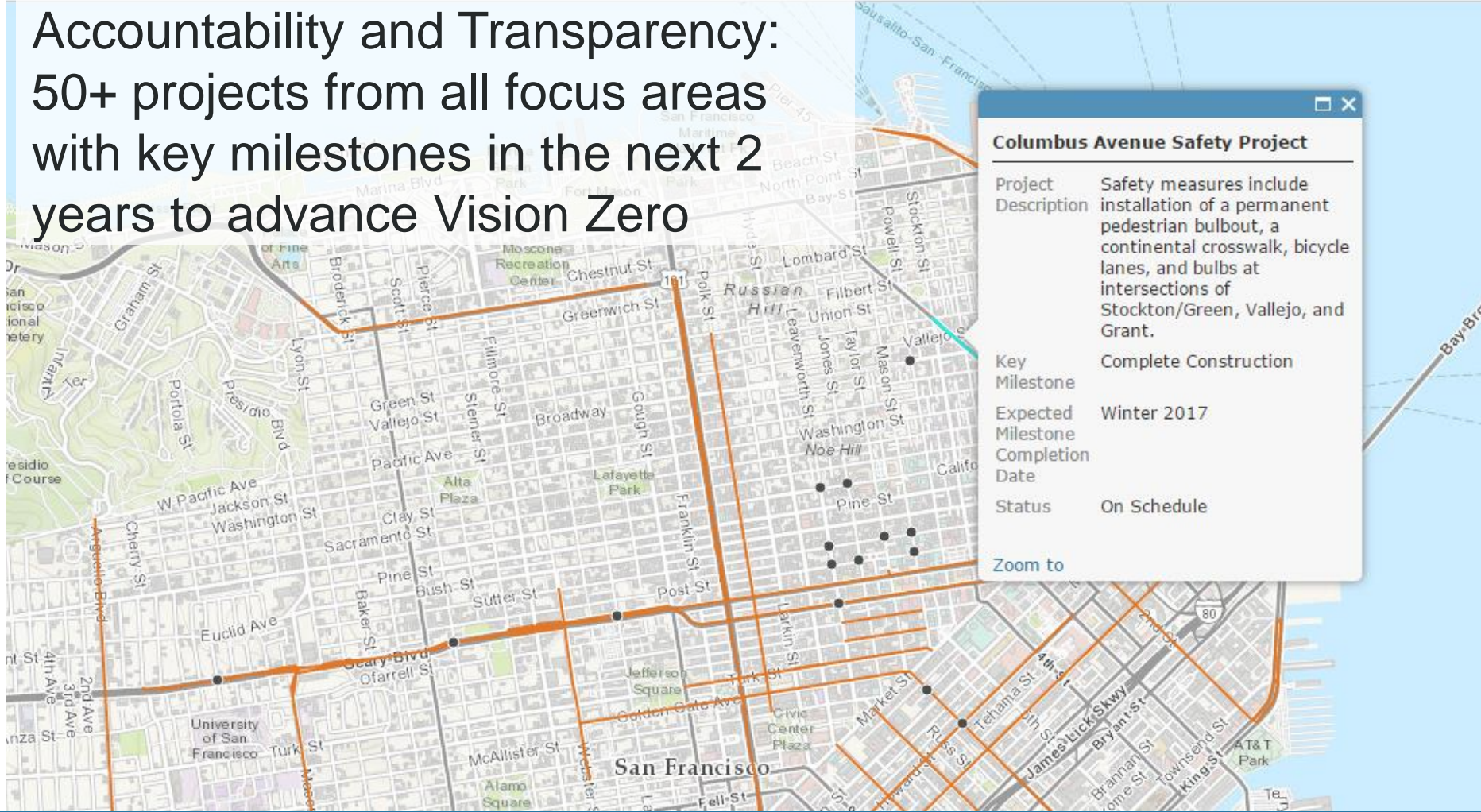
Find address or place

Accountability and Transparency:
50+ projects from all focus areas
with key milestones in the next 2
years to advance Vision Zero

Columbus Avenue Safety Project

Project Description	Safety measures include installation of a permanent pedestrian bulbout, a continental crosswalk, bicycle lanes, and bulbs at intersections of Stockton/Green, Vallejo, and Grant.
Key Milestone	Complete Construction
Expected Milestone Completion Date	Winter 2017
Status	On Schedule

Zoom to



MILESTONES ACHIEVED IN WINTER 2017

- WalkFirst New Traffic Signals, completed design
- Palou Streetscape Project, complete design
- Mansell Streetscape Improvement Project, completed construction
- Automated Speed Enforcement, secured sponsor



UPCOMING MILESTONES

- WalkFirst pedestrian countdown signals, complete design
- Mission/Trumbull Safety Improvements, complete construction
- Sutter St bulbouts at Mason, Taylor and Leavenworth, complete construction
- Ellis St./Eddy St (Leavenworth to Mason), complete construction



EXECUTIVE DIRECTIVE 16-3

1. Higher Quality
2. More Mileage
3. Protected Bikeways
4. JFK Drive Speed Humps, complete
5. Golden Gate Park Traffic Calming Study, complete
6. Safety Analysis for Youth, Seniors and People with Disabilities
7. Automated Safety Enforcement
8. Enforcement
9. Vision Zero Awareness, complete
10. Telematics
11. Driver Training
12. City Fleet Improvements, complete
13. Progress Reporting

SANCTUARY CITY

GENERAL ORDER 5.15

- A. It is the policy of the San Francisco Police Department to foster trust and cooperation with all people of this City and to encourage them to communicate with San Francisco police officers without fear of inquiry regarding their immigration status. It is also Department policy, consistent with its obligations under state and federal law, to adhere to the City of Refuge Ordinance. This ordinance prohibits the use of City resources to assist in the enforcement of federal immigration laws except in certain limited circumstances listed below.**

CONTROLLER'S OFFICE VZ ENFORCEMENT REPORT

UPCOMING VZ EVENTS

Vision Zero Symposium: May 2-4, NYC

Vision Zero Peer Exchange: June 6-7, Indianapolis

Vision Zero Task Force Meeting: June 20

VISIONZEROSF.ORG

Questions?

***New point of contact:
Chava Kronenberg***