

VAN NESS

IMPROVEMENT PROJECT

*Board of Directors
June 20, 2017*



SFMTA
Municipal
Transportation
Agency



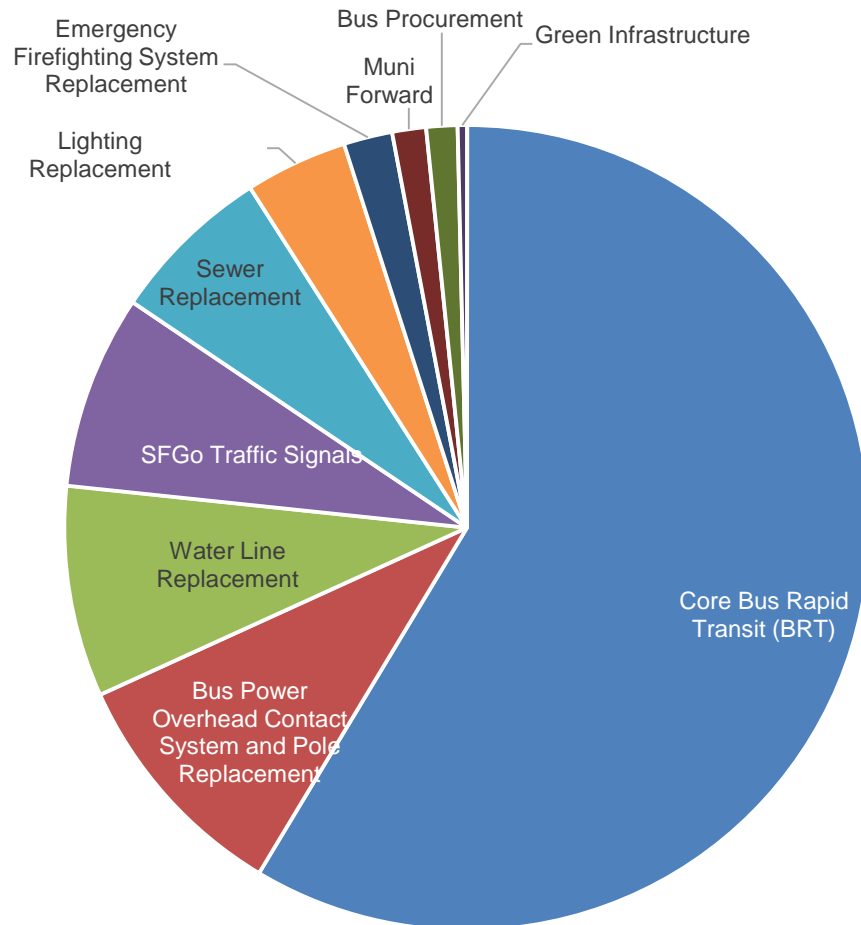
Transportation Goals

Globally-proven solution to address traffic congestion and improve transit:

- **Travel times** to improve **32%**
- **Reliability** to improve up to **50%**
- **Boarding** to increase up to **35%**
- Save up to **30%** of daily route **operating costs**

Budget

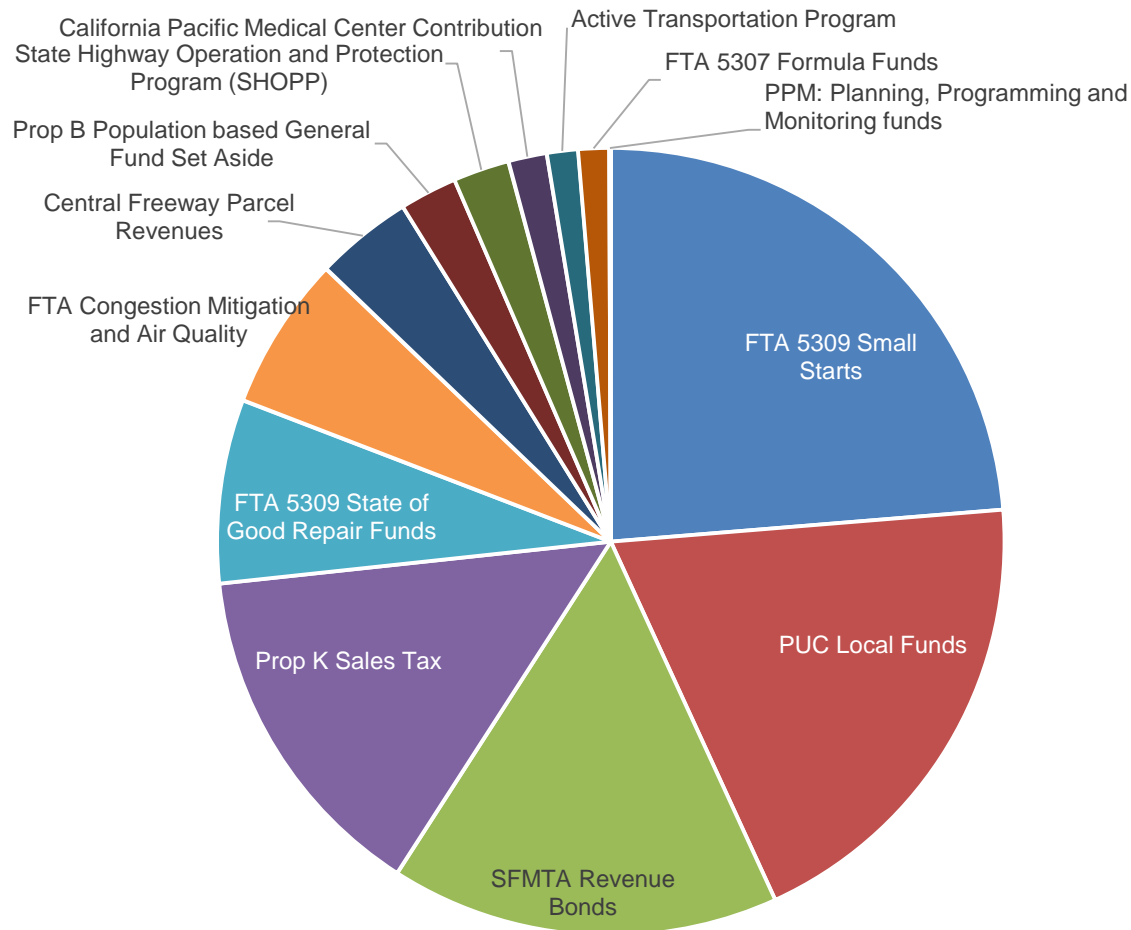
- Core Project + Bus Procurement valued at \$189.5 Million
- Total Van Ness Improvement Project Valued at \$316.4 Million



Core Bus Rapid Transit (BRT)	\$185.5
Bus Power Overhead Contact System and Pole Replacement	\$30.3
Water Line Replacement	\$26.8
SFGO Traffic Signals	\$24.6
Sewer Replacement	\$20.6
Lighting Replacement	\$13.0
Emergency Firefighting System Replacement	\$6.2
Muni Forward	\$4.3
Bus Procurement	\$4.0
Green Infrastructure	\$1.2
Total	\$316.4

Funding

- Core Project + Bus Procurement valued at \$189.5 Million
- Total Van Ness Improvement Project valued at \$316.4 Million



FTA 5309 Small Starts	\$ 75.0
PUC Local Funds	\$ 61.5
SFMTA Revenue Bonds	\$ 50.5
Prop K Sales Tax	\$ 44.9
FTA 5309 State of Good Repair Funds	\$ 23.9
FTA Congestion Mitigation and Air Quality	\$ 20.0
Central Freeway Parcel Revenues	\$ 12.7
Prop B Population based General Fund Set Aside	\$ 7.4
State Highway Operation and Protection Program (SHOPP)	\$ 7.3
California Pacific Medical Center Contribution	\$ 5.0
Active Transportation Program	\$ 4.1
FTA 5307 Formula Funds	\$ 4.0
PPM: Planning, Programming and Monitoring funds	\$ 0.2
TOTAL	\$ 316.4

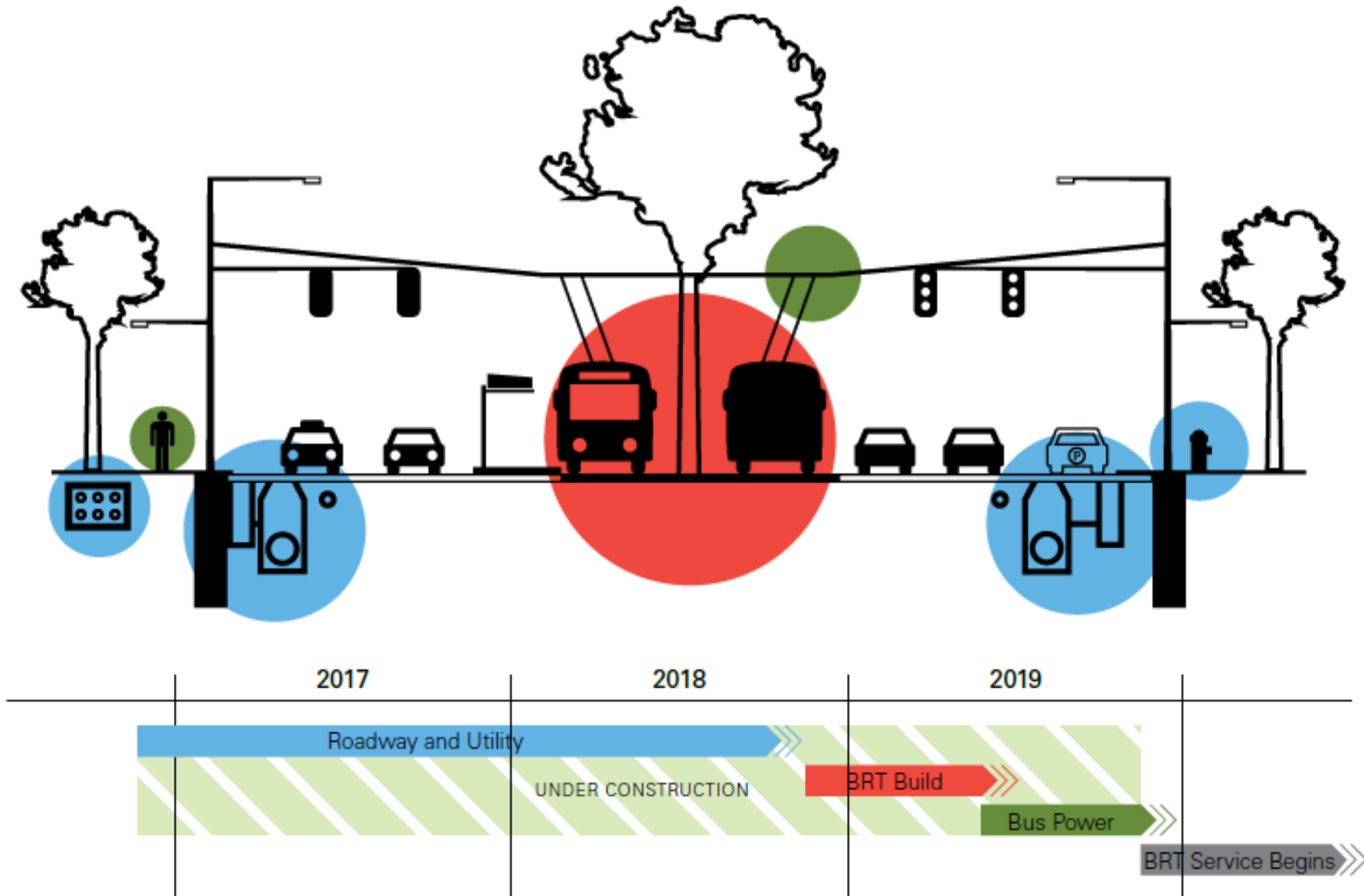
Project Contract

Construction Manager/General Contractor (CM/GC) Delivery Method:

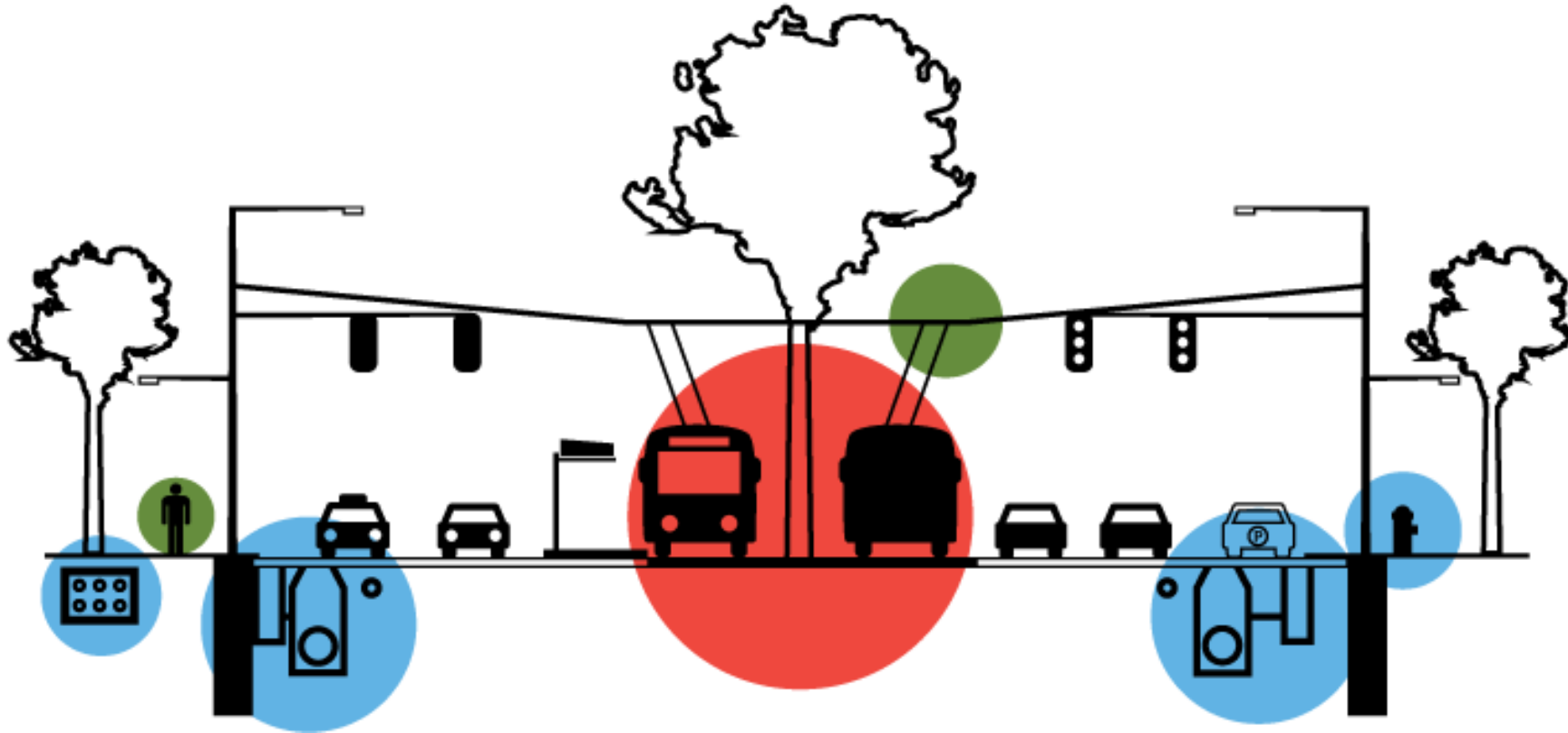
- Contract awarded based on mix of qualifications and price
- Involves contractor in completion of design work
- Reduces change orders during construction
- Identifies possible project savings in schedule and cost
- Negotiates “Guaranteed Maximum Price” (GMP)
- Allows contractor to interface earlier with community



Construction Phases and Timeline



Construction Phases and Timeline

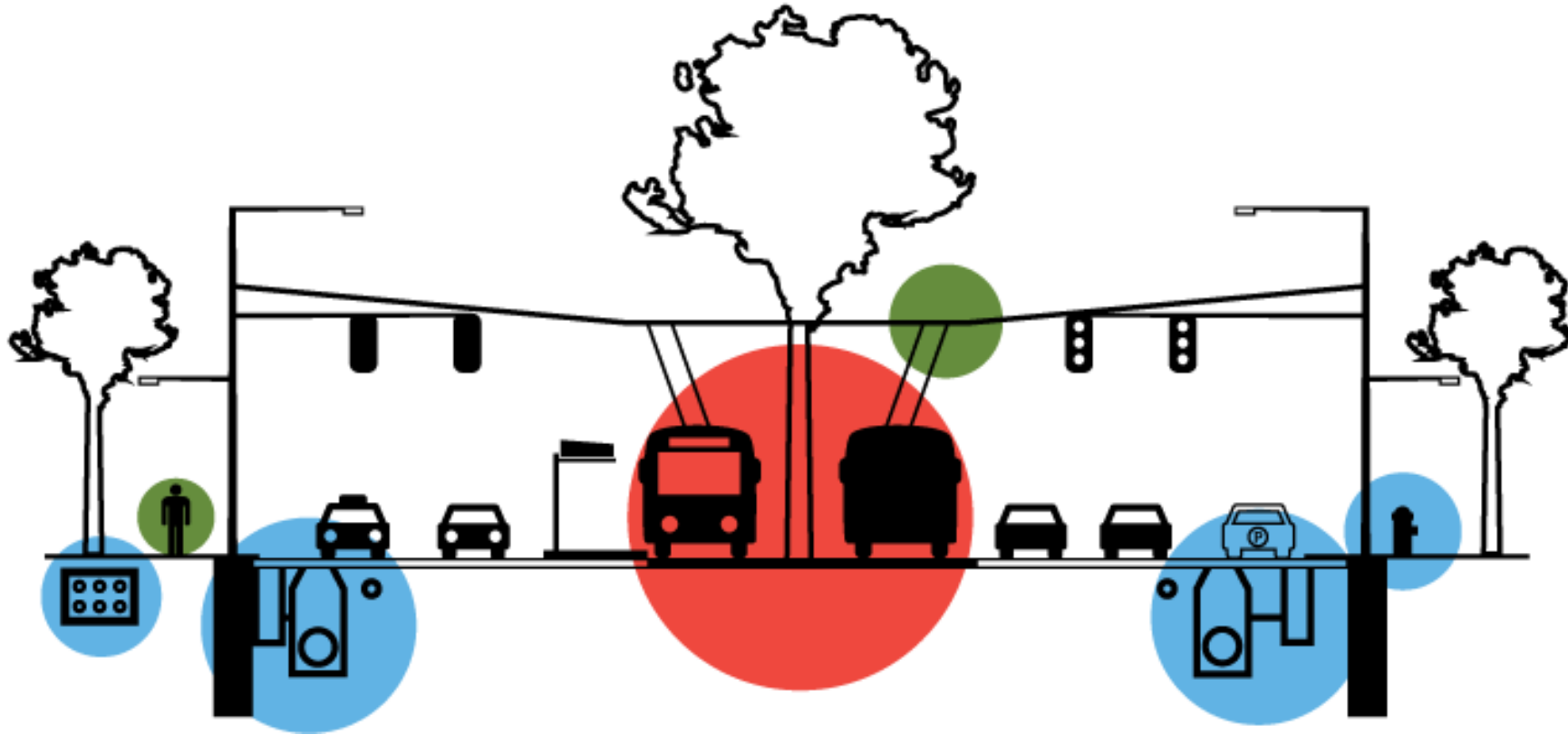


2016-2017

Utility & Roadwork

Replacing underground sewer and water systems and a segment of the emergency firefighting water system, installing an electrical duct bank, then sidewalk and road.

Construction Phases and Timeline

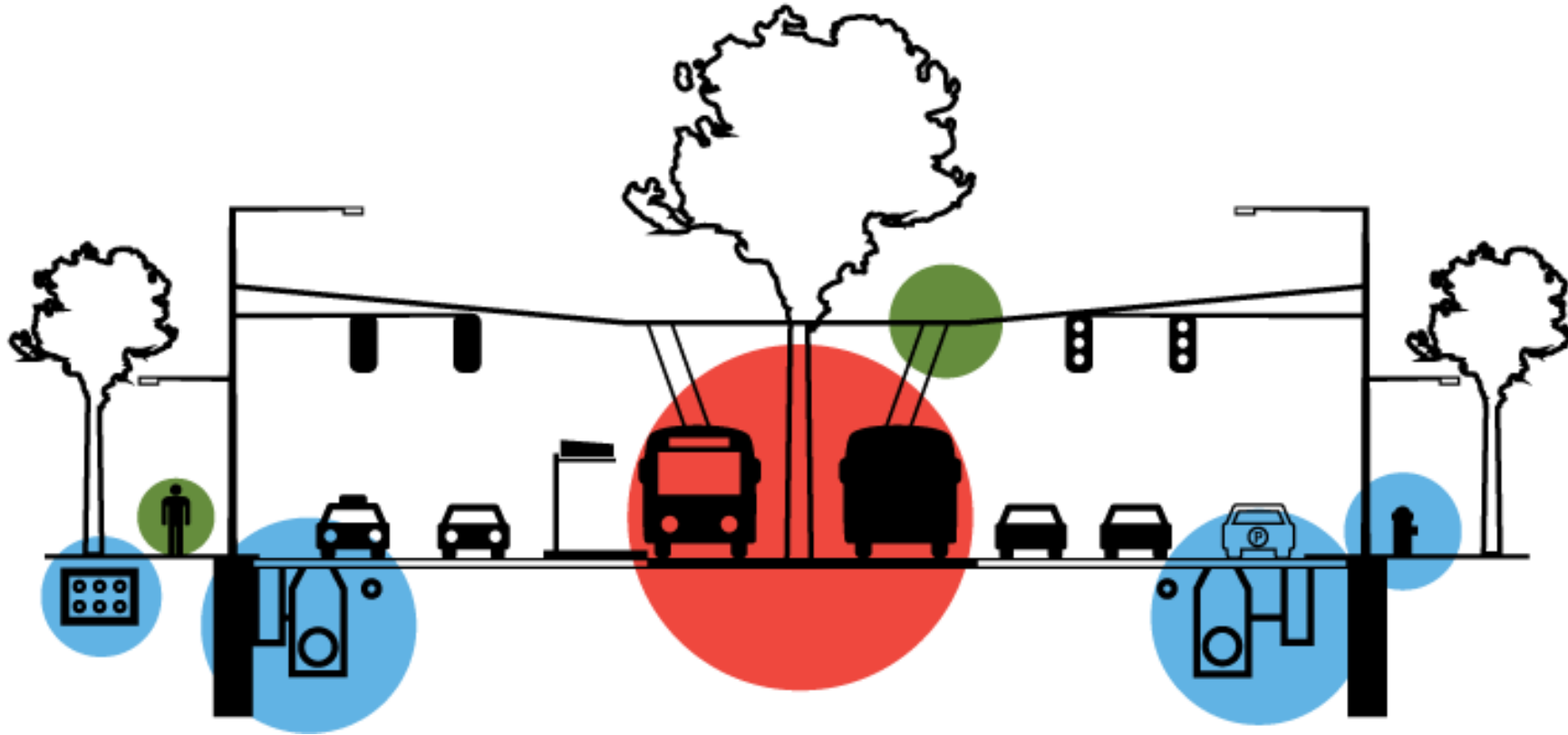


2018

BRT Build

Building center-running Bus Rapid Transit lanes, station platforms and medians.

Construction Phases and Timeline

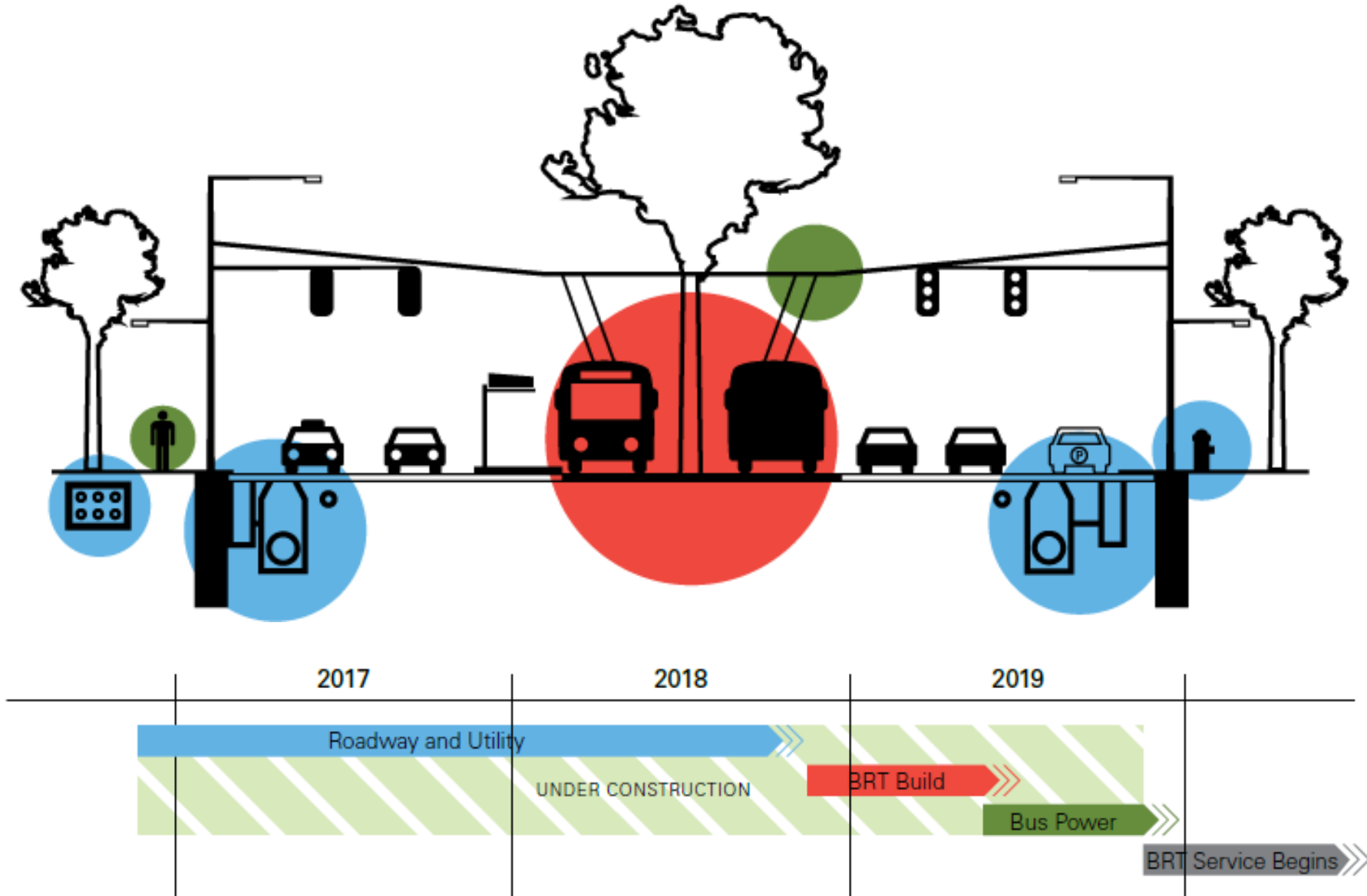


2018-2019

Bus Power

Building sidewalk extensions, installing new overhead bus-power wires, painting crosswalks and training Muni and Golden Gate Transit Operators.

Construction Phases and Timeline






Schedule

	2017												2018																			
	Jan	Feb	Mar	Apr	May	Jun	Jul	Aug	Sep	Oct	Nov	Dec	Jan	Feb	Mar	Apr	May	Jun	Jul	Aug	Sep	Oct	Nov	Dec								
Preparing Roadway	Actualized Schedule																															
Utilities					Actualized Schedule								>>																			
BRT Build Out					Contractor's Approved Baseline Schedule																Actualized Schedule						>>					
Bus Power																																
Revenue Service																																


	2019												2020													
	Jan	Feb	Mar	Apr	May	Jun	Jul	Aug	Sep	Oct	Nov	Dec	Jan	Feb	Mar	Apr	May	Jun	Jul	Aug	Sep	Oct	Nov	Dec		
Preparing Roadway																										
Utilities	Actualized Schedule																									
BRT Build Out	Actualized Schedule																									
Bus Power	Actualized Schedule												Actualized Schedule													
Revenue Service															Actualized Schedule						>>					

Schedule Key

-  Data date
-  Actualized Schedule
-  Contractor's Approved Baseline Schedule

Data Date: 4/12/2017

Construction Sequence Animation



Note: No audio

Recent Milestones

- Removal and protection of median trees
- Removal of median, saw cutting and off-hauling
- Removal of Overhead Contact System
- Relocated traffic signals
- Repaired potholes
- Temporarily paved median




Trolley/Light Pole

- Spiral replica outside Civic Center Historic District
 - South of Lombard Street to north of Golden Gate Avenue
 - South of Fell Street to north of Mission Street
 - Addresses Board of Supervisors resolution
- Modern poles in Civic Center Historic District
 - South of Golden Gate Avenue to north of Fell Street
 - Meets Secretary of Interior Standards



Modern
trolley/light pole



Spiral replica
trolley/light pole

Ongoing Construction Outreach

- Weekly 14-day Construction Forecast (web, email, text message)
- Weekly “Weekend Release” press release
- Twice weekly Community Drop-in Office Hours
- Tuesdays 2:00-4:00 p.m., Fridays 10:00 a.m.-noon, excluding holidays
- 72-hour noticing for night work
- Monthly “Meet the Expert” speaker series
- Monthly briefing to public officials
- Quarterly newsletters
- Business engagement program
- Community engagement activities



Thank you



VAN NESS

IMPROVEMENT
PROJECT

sfmta.com/vanness