

VAN NESS

IMPROVEMENT PROJECT



August 16



Project Contract

Construction Manager/General Contractor (CM/GC) Delivery Method:

- Contract awarded based on mix of qualifications and price
- Involves contractor in completion of design work
- Reduces change orders during construction
- Identifies possible project savings in schedule and cost
- Negotiates “Guaranteed Maximum Price” (GMP)
- Allows contractor to interface earlier with community



Project Overview

Van Ness Improvement Project is a major civic improvement project on San Francisco's most important north-south arterials for both mixed traffic (Highway 101) and transit (serves 16,000 daily SFMTA customers).

Transportation Upgrades:


- San Francisco's first Bus Rapid Transit (BRT) system
- Traffic signal system replacement and upgrade
- Overhead Contact System (OCS) replacement
- Repaving Van Ness Avenue

Pedestrian Improvements:

- Safety improvements for people walking and driving that support Vision Zero

Utility Upgrades and Repair:

- Water, Sewer and Emergency Water Systems replacement
- Streetlight and pole replacement including new sidewalk lighting
- New landscaping and rain gardens



Transportation Improvement Goals

Globally-proven solution to address traffic congestion and improve transit:

- **Travel times** to improve **32%**
- **Reliability** to improve up to **50%**
- Increasing transit **mode share**
- **Boarding** to increase up to **35%**
- Maintain corridor **person-throughput**
- Save up to **30%** of daily route **operating costs**
- **Safety improvements** for people walking and driving

Outreach Efforts

- Project-specific Community Advisory Committee, launched Business Advisory Committee
- In 2015, met with 37 community, merchant and stakeholder groups to present and discuss project information
- Public noticing and hearing outreach for utility box replacement and relocations, Tree Removal Hearing and Historic Preservation Commission Certificate of Appropriateness hearing
- Pre-construction surveys collected data from 85% project-facing business and residential properties
- Low-vision and blind wayfinding report
- Monthly project update emails
- Project hotline and email



Outreach Efforts

- A series of three community walking tours highlighting project features, each attended by about 30 participants
- Monthly Meet The Expert speaker series launched bringing community members together for casual conversation at corridor businesses
- Launched interactive multilingual text messaging campaign
- Showcased new 60-foot diesel hybrid motor coaches procured for project and conducted project outreach at April Sunday Streets
- Launched quarterly newsletter in January, mailed first semi-annual print edition to 30,120 Van Ness corridor neighbors in April

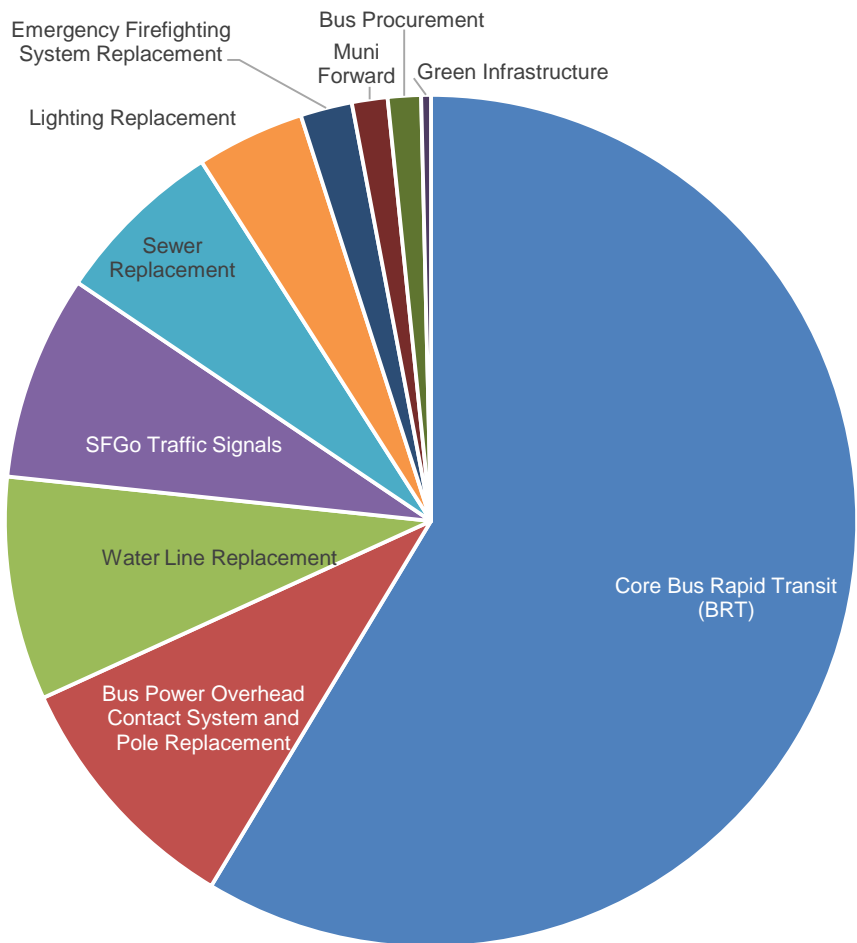


Construction Outreach

- Monthly briefings to public officials
- Pre-construction workshops to review schedule, sequence, mitigations
- Weekly 14-day Construction Forecasts (web, email) and “Office Hours”
- Monthly speaker series
- Quarterly direct mail newsletters
- Business engagement program
- Community engagement activities

Budget

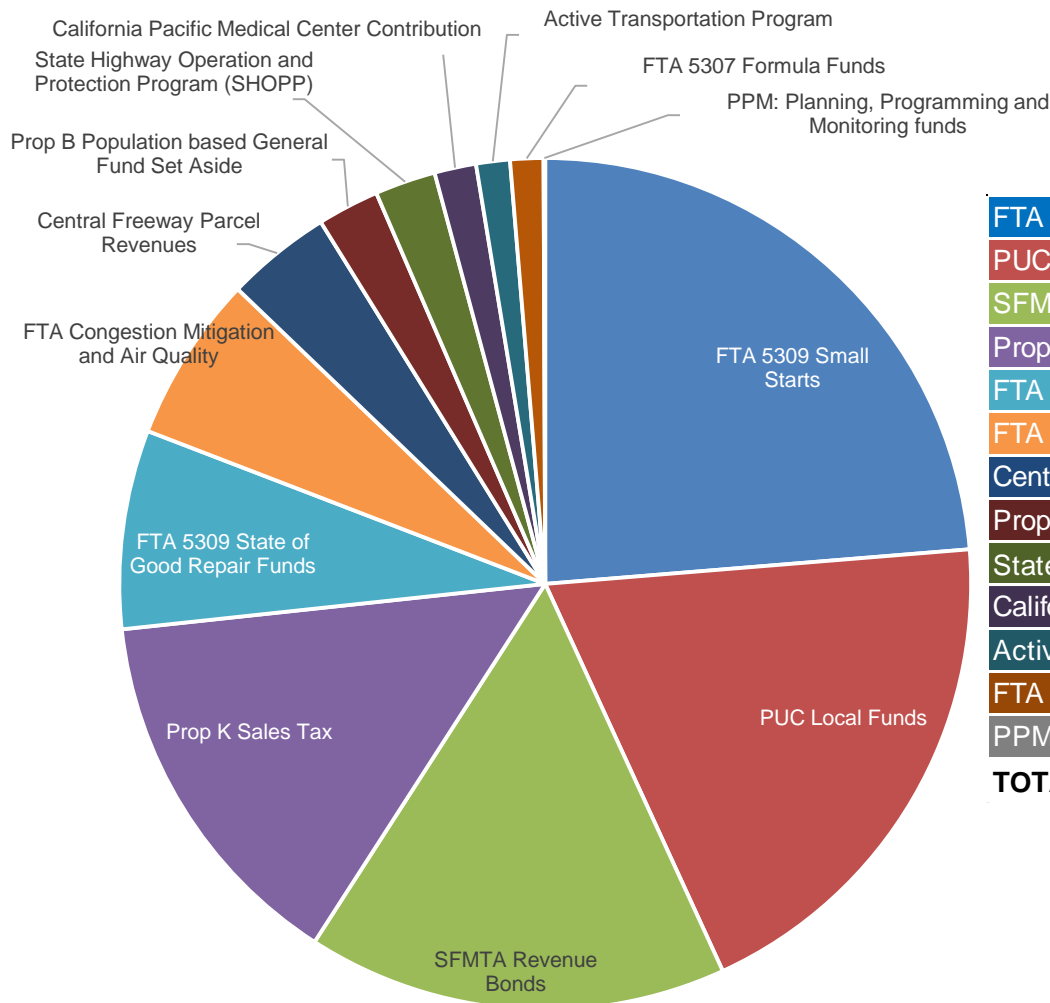
- Core Project + Bus Procurement valued at \$189.5 Million
- Total Van Ness Improvement Project Valued at \$316.4 Million



Core Bus Rapid Transit (BRT)	\$185.5
Bus Power Overhead Contact System and Pole Replacement	\$30.3
Water Line Replacement	\$26.8
SFGO Traffic Signals	\$24.6
Sewer Replacement	\$20.6
Lighting Replacement	\$13.0
Emergency Firefighting System Replacement	\$6.2
Muni Forward	\$4.3
Bus Procurement	\$4.0
Green Infrastructure	\$1.2
Total	\$316.4

Funding

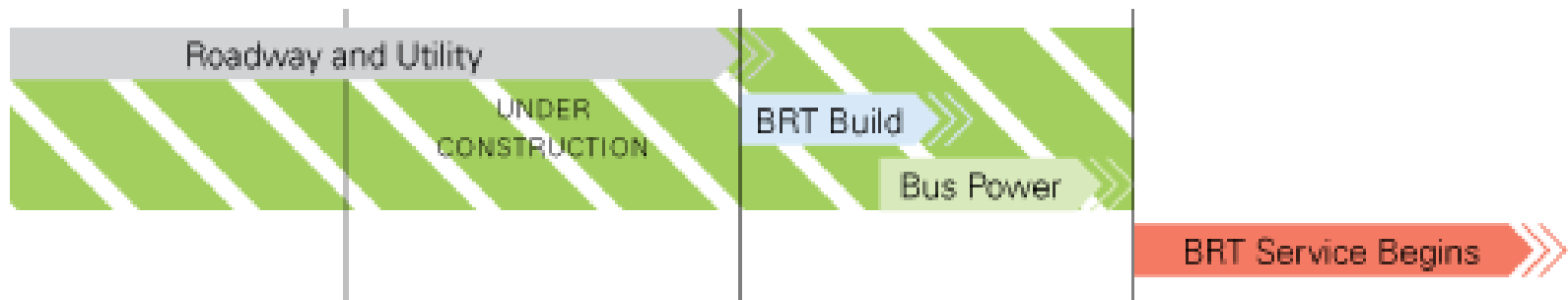
- Core Project + Bus Procurement valued at \$189.5 Million
- Total Van Ness Improvement Project valued at \$316.4 Million



FTA 5309 Small Starts	\$ 75.0
PUC Local Funds	\$ 61.5
SFMTA Revenue Bonds	\$ 50.5
Prop K Sales Tax	\$ 44.9
FTA 5309 State of Good Repair Funds	\$ 23.9
FTA Congestion Mitigation and Air Quality	\$ 20.0
Central Freeway Parcel Revenues	\$ 12.7
Prop B Population based General Fund Set Aside	\$ 7.4
State Highway Operation and Protection Program (SHOPP)	\$ 7.3
California Pacific Medical Center Contribution	\$ 5.0
Active Transportation Program	\$ 4.1
FTA 5307 Formula Funds	\$ 4.0
PPM: Planning, Programming and Monitoring funds	\$ 0.2
TOTAL	\$ 316.4

Schedule

- Construction Plan (approximately 36 months):
 - Phase 1: Utility work (duct bank, sewer, water, AWSS) followed by roadway restoration;
 - Remove and pave median, protect 12 median trees
 - Traffic moved to center
 - Two southbound construction headways on outside
 - East side at Lombard and west side at Sutter
 - West side at Lombard and east side at Sutter
 - Phase 2: BRT Build-out
 - Traffic moved to outside
 - Two southbound headways in center; one at Lombard and one at Sutter
 - Phase 3: Overhead contact system, bulb-outs and repaving
 - Traffic remains on outside



Thank you



VAN NESS

IMPROVEMENT
PROJECT

sfmta.com/vanness

