



# Quarterly Report to SFMTA Bond Oversight Committee

October – December 2014 (FY 2015, Q2)  
San Francisco Municipal Transportation Agency



**SFMTA**  
Municipal  
Transportation  
Agency



# Table of Contents

Overview.....	1
Bond Expenditures .....	1
Series 2012B.....	5
Series 2013.....	7
Series 2014.....	9
Project Status Reports.....	11
9th and Division Improvements .....	12
Above Grade PCS & Signal Visibility.....	14
Balboa Streetscape .....	16
Bicycle Parking .....	18
Bicycle Strategy Capital Projects - Oak and Fell Bikeways Resurfacing.....	20
Bicycle Strategy Capital Projects - Polk Street Northbound Separated Bikeway .....	22
Bicycle Strategy Capital Projects - Wiggle Neighborhood Green Corridor .....	24
Broadway Chinatown Streetscape Project.....	26
C3 Blue Light Emergency Phone Replacement .....	28
Church and Duboce Pedestrian Improvements .....	30
Excelsior & South Bernal Area Wides .....	32
Franklin Street Bulbouts.....	34
Geary-Gough-Peter Yorke Bulbout .....	36
Gough Street Pedestrian Improvements .....	38
Masonic Avenue Complete Streetscape .....	40
Muni Forward - 5 Fulton Mid Route Phase I .....	42
Muni Forward - 5 Fulton Outer .....	44
Muni Green Center Roof Rehabilitation.....	46
Muni Metro Sunset Tunnel Rail Rehabilitation.....	48
Muni Metro Turnback Rail Rehabilitation .....	50
Muni Metro Turnback Water Intrusion Mitigation.....	52
Muni Metro Twin Peaks Tunnel Rail Replacement .....	54
Operator Convenience Facilities Phase II.....	56
Operator Restrooms (Operator Convenience Facilities Phase I) .....	58

Parking Garage Projects .....	60
Pedestrian Countdown Signals 3 .....	62
Persia Triangle Street Improvements.....	64
Procurement of New Light Rail Vehicles (LRV4) .....	66
Safe Routes to School Projects - Alamo Elementary .....	68
Traffic Calming Improvements - Applications .....	70
Traffic Calming Improvements - Area Wide.....	72
Traffic Calming Improvements - Site Specific.....	74
Transit Spot Improvement - 24th Street & Castro Bus Bulb Construction .....	76
Transit Spot Improvement - Columbus Bus Bulbs.....	78
Van Ness Station Elevator Modernization .....	80

# Overview

---

This report to the San Francisco Municipal Transportation Agency (SFMTA) Bond Oversight Committee (BOC) covers the period through the second quarter of FY14/15, which ended on December 31<sup>st</sup>, 2014.

The following Series' numbers reflect transactions through December 31, 2014, the end of the second quarter of FY14/15:

<b>SERIES 2012B SFMTA REVENUE BOND RECAP</b>	
TOTAL AMOUNT BONDS PAID TO DATE	\$20,502,025
AMOUNT ENCUMBERED	\$811,320
REMAINING BALANCE	\$4,386,655
GRAND TOTAL	\$25,700,000

<b>SERIES 2013 SFMTA REVENUE BOND RECAP</b>	
TOTAL AMOUNT BONDS PAID TO DATE	\$8,335,165
AMOUNT ENCUMBERED	\$22,094,155
REMAINING BALANCE	\$44,570,680
GRAND TOTAL	\$75,000,000

<b>SERIES 2014 SFMTA REVENUE BOND RECAP</b>	
TOTAL AMOUNT BONDS PAID TO DATE	-
AMOUNT ENCUMBERED	-
REMAINING BALANCE	\$75,000,000
GRAND TOTAL	\$75,000,000



# Bond Expenditures

---





**Bond Summary - FY2015 Q2 Expenditures**

October - December 2014

**Series 2012B Bonds**

Issued on July 11, 2012

Series 2012B Bonds									Project Budget			Project Expenditures			TOTAL PROJECT BALANCE	
ORIGINAL AMOUNT	REVISED AMOUNT <sup>1</sup>	PROJECT	BOND FUNDING	TO BE ALLOCATED BY PROGRAM	BONDS PAID FY15 Q2	TOTAL BONDS PAID	ENCUMBERED	BOND AMOUNT AVAILABLE	SERIES 2012B BONDS	OTHER FUNDING	TOTAL	SERIES 2012B BONDS	OTHER FUNDING	TOTAL		
		Balboa Streetscape	126,242		-	126,234	-	8	126,242	-	126,242	126,234	-	126,234	8	
		Bicycle Parking	750,000		137,441	283,432	455,048	11,520	750,000	-	750,000	283,432	-	283,432	466,568	
		Bicycle Strategy Capital Projects – Polk Street Northbound Separated Bikeway	509,725		99,257	481,267		28,458	509,725	799,275	1,309,000	481,267	721,497	1,202,764	106,236	
		Church and Duboce Project	44,180		-	27,706	-	16,474	44,180	384,903	429,083	27,706	229,186	256,892	172,191	
		Exploratorium Crosswalk	250,000		-	250,000	-	-	250,000	-	250,000	250,000	-	250,000	-	
		Franklin Street Bulbouts	48,767		-	48,508	-	259	48,767	250,000	298,767	48,508	70,241	118,749	180,018	
		Geary-Gough Peter Yorke Bulbout	183,500		-	97,487	-	86,013	183,500	-	183,500	97,487	-	97,487	86,013	
		Gough Street Pedestrian Improvements	437,587		68,282	103,834	283,057	50,696	437,587	-	437,587	103,834	-	103,834	333,753	
		Van Ness Station Elevator Modernization <sup>2</sup>	750,000		(738)	-	-	750,000	750,000	-	750,000	-	-	-	750,000	
\$1,500,000	\$1,912,413	Systemwide Transit Access and Reliability Program	TOTAL	\$3,100,001	(\$1,187,588)	\$304,242	\$1,418,468	\$738,105	\$943,428	\$3,100,001	\$1,434,178	\$4,534,179	\$1,418,468	\$1,020,924	\$2,439,392	\$2,094,787
		Muni Metro Sunset Tunnel Rail Rehabilitation	TOTAL	900,000	-	900,000	-	-	900,000	24,938,024	25,838,024	900,000	6,124,642	7,024,642	18,813,382	
\$900,000	\$2,175,035	Muni Metro Sunset Tunnel Rail Rehabilitation	TOTAL	\$900,000	\$1,275,035	-	\$900,000	-	\$900,000	\$24,938,024	\$25,838,024	\$900,000	\$6,124,642	\$7,024,642	\$18,813,382	
		Muni Metro Turnback Rail Rehabilitation	TOTAL	1,684,926	-	1,635,366	-	49,560	1,684,926	97,199	1,782,125	1,635,366	97,199	1,732,565	49,560	
		Muni Metro Turnback Water Intrusion Mitigation	TOTAL	500,000	-	462,112	-	37,888	500,000	233,819	733,819	462,112	233,819	695,931	37,888	
\$3,000,000	\$2,097,478	Muni Metro Turnback Rehabilitation	TOTAL	\$2,184,926	(\$87,448)	-	\$2,097,478	-	\$87,448	\$2,184,926	\$331,018	\$2,515,944	\$2,097,478	\$331,018	\$2,428,496	\$87,448
		Muni Green Center Rail Rehabilitation	TOTAL	2,100,000	-	2,100,000	-	-	2,100,000	37,290,002	39,390,002	2,100,000	9,018,446	11,118,446	28,271,556	
		Muni Green Center Roof Rehabilitation	TOTAL	6,239,574	-	326,382	6,135,850	62,605	41,119	6,239,574	500,000	6,739,574	6,135,850	458,604	6,594,454	145,120
\$7,200,000	\$8,339,574	Muni Green Light Rail Facility Rehabilitation	TOTAL	\$8,339,574	-	\$326,382	\$8,235,850	\$62,605	\$41,119	\$8,339,574	\$37,790,002	\$46,129,576	\$8,235,850	\$9,477,050	\$17,712,900	\$28,416,676
		n/a	TOTAL	-	-	-	-	-	-	-	-	-	-	-	-	
\$1,600,000	-	Muni System Radio Replacement Project	TOTAL	-	-	-	-	-	-	-	-	-	-	-	-	
		C3 Integrated Systems Replacement	TOTAL	6,175,500	-	4,870	6,175,500	-	-	6,175,500	33,107,613	39,283,113	6,175,500	21,800,220	27,975,720	11,307,393
\$6,500,000	\$6,175,500	Muni Metro System Public Announcement and Public Display System Replacement	TOTAL	\$6,175,500	-	\$4,870	\$6,175,500	-	-	\$6,175,500	\$33,107,613	\$39,283,113	\$6,175,500	\$21,800,220	\$27,975,720	\$11,307,393
		Parking Garage Projects	TOTAL	4,347,311	-	333,909	1,674,729	10,610	2,661,972	4,347,311	1,722,431	6,069,742	1,674,729	401,461	2,076,190	3,993,552
\$5,000,000	\$5,000,000	Parking Garage Projects	TOTAL	\$4,347,311	\$652,689	\$333,909	\$1,674,729	\$10,610	\$2,661,972	\$4,347,311	\$1,722,431	\$6,069,742	\$1,674,729	\$401,461	\$2,076,190	\$3,993,552
<b>\$25,700,000</b>	<b>25,700,000</b>	<b>PROJECTS</b>		<b>\$25,047,312</b>	<b>\$652,688</b>	<b>\$969,403</b>	<b>\$20,502,025</b>	<b>\$811,320</b>	<b>\$3,733,967</b>							

**TOTAL (Bond Funding + To Be Allocated) \$25,700,000**

SERIES 2012B SFMTA REVENUE BOND RECAP	
TOTAL AMOUNT BONDS PAID TO DATE	\$20,502,025
AMOUNT ENCUMBERED	\$811,320
REMAINING BALANCE	\$4,386,655
GRAND TOTAL	\$25,700,000

INTEREST EARNED through December 31, 2014 \$260,580

<sup>1</sup> Revised Amounts based on 2/13/2015 Memo to the SFMTA Board

<sup>2</sup> The -\$738 "BONDS PAID" in the Van Ness Station Elevator Modernization Project is due to city attorney charge adjustments.



**Bond Summary - FY2015 Q2 Expenditures**

October - December 2014

**Series 2013 Bonds**

Issued on November 13, 2013

Series 2013 Bonds									Project Budget			Project Expenditures			TOTAL PROJECT BALANCE
ORIGINAL AMOUNT	REVISED AMOUNT <sup>1</sup>	PROJECT	BOND FUNDING	TO BE ALLOCATED BY PROGRAM	BONDS PAID FY15 Q2	TOTAL BONDS PAID	ENCUMBERED	BOND AMOUNT AVAILABLE	SERIES 2013 BONDS	OTHER FUNDING	TOTAL	SERIES 2013 BONDS	OTHER FUNDING	TOTAL	
		9th and Division Improvements	100,000		-	-	-	100,000	100,000	-	100,000	-	-	-	100,000
		Excelsior & South Bernal Areawides	569,255		-	-	-	569,255	569,255	-	569,255	-	-	-	569,255
		Above Grade PCS & Signal Visibility Improvement	451,000		-	-	-	451,000	451,000	-	451,000	-	-	-	451,000
		Pedestrian Countdown Signals Design	200,000		26,242	32,118	19,249	148,633	200,000	-	200,000	32,118	-	32,118	167,882
		Persia Triangle Street Improvements	450,000		-	-	-	450,000	450,000	1,130,419	1,580,419	-	186,254	186,254	1,394,165
		Safe Routes to School Projects - Alamo Elementary	61,100		-	-	-	61,100	61,100	822,708	883,808	-	244,836	244,836	638,972
		Traffic Calming Improvements - Applications	236,400		51,743	101,531	17,104	117,765	236,400	-	236,400	101,531	-	101,531	134,869
		Traffic Calming Improvements - Area Wide	777,700		18,874	25,296	-	752,404	777,700	-	777,700	25,296	-	25,296	752,404
		Traffic Calming Improvements - Site Specific	497,100		14,654	18,159	-	478,941	497,100	-	497,100	18,159	-	18,159	478,941
\$5,000,000	5,437,587	Pedestrian Safety & Traffic Signal Improvements TOTAL	\$3,342,555	\$1,657,445	\$111,513	\$177,104	\$36,353	\$3,129,098	\$3,342,555	\$1,953,127	\$5,295,682	\$177,104	\$431,090	\$608,194	\$4,687,488
		C3 Blue Light Emergency Phone Replacement	6,000,000		161,874	445,793	-	5,554,207	6,000,000	6,394,086	12,394,086	445,793	3,903,799	4,349,592	8,044,494
		Muni Forward - 5 Fulton Mid Route Phase I	800,000		35,970	213,230	-	586,770	800,000	-	800,000	213,230	-	213,230	586,770
		Muni Forward - 5 Fulton Outer	1,505,000		5,443	12,679	-	1,492,321	1,505,000	-	1,505,000	12,679	-	12,679	1,492,321
		Transit Spot Improvement - 24th Street & Castro Bus Bulb Construction	295,000		-	-	103,728	191,272	295,000	-	295,000	-	-	-	295,000
		Transit Spot Improvement - Columbus Bus Bulbs	400,000		-	-	-	400,000	400,000	100,000	500,000	-	-	-	500,000
\$11,000,000	11,000,000	Transit System Safety & Other Transit Improvements TOTAL	\$9,000,000	\$2,000,000	\$203,287	\$671,702	\$103,728	\$8,224,570	\$9,000,000	\$6,494,086	\$15,494,086	\$671,702	\$3,903,799	\$4,575,501	\$10,918,585
		Bicycle Strategy Capital Projects - Oak and Fell Bikeways Resurfacing	345,000		24,975	197,178	875	146,947	345,000	32,500	377,500	197,178	32,498	229,676	147,824
		Bicycle Strategy Capital Projects - Polk Street Northbound Separated Bikeway	165,275		-	89,972	-	75,303	165,275	1,143,725	1,309,000	89,972	1,112,792	1,202,764	106,236
		Bicycle Strategy Capital Projects - Wiggle Neighborhood Green Corridor	228,400		-	-	-	228,400	228,400	71,000	299,400	-	39,786	39,786	259,614
		Broadway Chinatown Streetscape	1,910,000		-	-	-	1,910,000	1,910,000	-	1,910,000	-	-	-	1,910,000
		Masonic Avenue Streetscape	3,021,058		369,545	892,503	440	2,128,115	3,021,058	185,365	3,206,423	892,503	185,365	1,077,868	2,128,555
\$9,000,000	9,000,000	Street Capital Improvements TOTAL	\$5,669,733	\$3,330,267	\$394,520	\$1,179,653	\$1,315	\$4,488,765	\$5,669,733	\$1,432,590	\$7,102,323	\$1,179,653	\$1,370,441	\$2,550,094	\$4,552,229
		Operator Restrooms	850,000		146,587	419,648	323,597	106,755	850,000	1,699,139	2,549,139	419,648	1,465,795	1,885,443	663,696
		Operator Convenience Facilities	445,000		43,547	55,812	-	389,188	445,000	-	445,000	55,812	-	55,812	389,188
		Parking Garage Projects	1,722,431		100,023	401,461	95,338	1,225,632	1,722,431	4,347,311	6,069,742	401,461	1,674,729	2,076,190	3,993,552
\$7,000,000	7,750,000	Facility Improvements TOTAL	\$3,017,431	\$3,982,569	\$290,157	\$876,921	\$418,935	\$1,721,575	\$3,017,431	\$6,046,450	\$9,063,881	\$876,921	\$3,140,524	\$4,017,445	\$5,046,436
		Muni Metro Sunset Tunnel Rail Rehabilitation	7,500,000		2,952,025	3,709,825	3,790,175	-	7,500,000	18,338,024	25,838,024	3,709,825	3,314,817	7,024,642	18,813,382
		Muni Metro Twin Peaks Tunnel Rail Replacement	2,286,000		768,377	1,645,979	18,649	621,372	2,286,000	719,458	3,005,458	1,645,979	702,627	2,348,606	656,852
\$30,500,000	29,312,413	Transit Fixed Guideway Improvements TOTAL	\$9,786,000	\$20,714,000	\$3,720,402	\$5,355,804	\$3,808,824	\$621,372	\$9,786,000	\$19,057,482	\$28,843,482	\$5,355,804	\$4,017,444	\$9,373,248	\$19,470,234
		Procurement of Light Rail Vehicles	25,000,000		73,981	73,981	17,725,000	7,201,019	25,000,000	131,153,142	156,153,142	73,981	-	73,981	156,079,161
\$12,500,000	12,500,000	MUNI Fleet <sup>2</sup> TOTAL	\$25,000,000	(\$12,500,000)	\$73,981	\$73,981	\$17,725,000	\$7,201,019	\$25,000,000	\$131,153,142	\$156,153,142	\$73,981	-	\$73,981	\$156,079,161
<b>\$75,000,000</b>	<b>\$75,000,000</b>	<b>PROJECTS</b>	<b>\$55,815,719</b>	<b>\$19,184,281</b>	<b>\$4,793,860</b>	<b>\$8,335,165</b>	<b>\$22,094,155</b>	<b>\$25,386,399</b>							

**TOTAL (Bond Funding + To Be Allocated) \$75,000,000**

SERIES 2013 SFMTA REVENUE BOND RECAP	
TOTAL AMOUNT BONDS PAID TO DATE	\$8,335,165
AMOUNT ENCUMBERED	\$22,094,155
REMAINING BALANCE	\$44,570,680
GRAND TOTAL	\$75,000,000

INTEREST EARNED through December 31, 2014 \$484,855

<sup>1</sup> Revised Amounts based on 2/13/2015 Memo to the SFMTA Board

<sup>2</sup> MUNI Fleet allotment only \$12,500,000. The additional \$12,500,00 is from the 2014 second issuance of the 2013 Bonds, received on December 10, 2014. Amount moved to 2014 in January 2015.



**Bond Summary - FY2015 Q2 Expenditures**

October - December 2014

**Series 2014 Bonds**

Issued on December 10, 2014

Series 2014 Bonds									Project Budget			Project Expenditures			TOTAL PROJECT BALANCE
ORIGINAL AMOUNT	REVISED AMOUNT	PROJECT	BOND FUNDING	TO BE ALLOCATED BY PROGRAM	BONDS PAID FY15 Q2	TOTAL BONDS PAID	ENCUMBERED	BOND AMOUNT AVAILABLE	SERIES 2014 BONDS	OTHER FUNDING	TOTAL	SERIES 2014 BONDS	OTHER FUNDING	TOTAL	
			-		-	-	-	-	-	-	-	-	-	-	-
\$11,000,000	(n/a)	Pedestrian Safety & Traffic Signal Improvements TOTAL	-	\$11,000,000	-	-	-	-	-	-	-	-	-	-	-
			-		-	-	-	-	-	-	-	-	-	-	-
\$7,500,000	(n/a)	Transit System Safety & Spot Improvements TOTAL	-	\$7,500,000	-	-	-	-	-	-	-	-	-	-	-
			-		-	-	-	-	-	-	-	-	-	-	-
\$5,000,000	(n/a)	Complete Street Capital Improvements TOTAL	-	\$5,000,000	-	-	-	-	-	-	-	-	-	-	-
			-		-	-	-	-	-	-	-	-	-	-	-
\$39,000,000	(n/a)	Facility Improvements TOTAL	-	\$39,000,000	-	-	-	-	-	-	-	-	-	-	-
			-		-	-	-	-	-	-	-	-	-	-	-
\$12,500,000	(n/a)	Muni Light Rail Vehicle Procurement <sup>1</sup> TOTAL	-	\$12,500,000	-	-	-	-	-	-	-	-	-	-	-
			-		-	-	-	-	-	-	-	-	-	-	-
<b>\$75,000,000</b>	<b>n/a</b>	<b>PROJECTS</b>	<b>-</b>	<b>\$75,000,000</b>	<b>-</b>	<b>-</b>	<b>-</b>	<b>-</b>	<b>-</b>	<b>-</b>	<b>-</b>	<b>-</b>	<b>-</b>	<b>-</b>	<b>-</b>

**TOTAL (Bond Funding + To Be Allocated) \$75,000,000**

<b>SERIES 2014 SFMTA REVENUE BOND RECAP</b>	
TOTAL AMOUNT BONDS PAID TO DATE	-
AMOUNT ENCUMBERED	-
REMAINING BALANCE	\$75,000,000
GRAND TOTAL	\$75,000,000

INTEREST EARNED through December 31, 2014 \$19,966

<sup>1</sup> \$12,500,000 currently reflected in the 2013A Bond Report to be moved to 2014 in January 2015.



# Project Status Reports<sup>1</sup>

---

<sup>1</sup> One project report is provided for each scope component, even if the project receives funding from more than one bond series. No project report is provided for scope components that have fully expended revenue bond funding.

**9th and Division Improvements**

Construction of sidewalk extension coordinated with a buffered bike lane and painted bulb safety zones at the intersection of 9th/Division/San Bruno. SFMTA work authorized funding to design and construct sidewalk to San Francisco Department of Public Works (SFPD).

Project initiation date reflects Construction. Conceptual work performed by a separate project. Details included in report narrative for reference only.

PROJECT INITIATION:	February 10, 2015	PROJECT MANAGER:	Will Tabajonda	415.701.4452
CURRENT PROJECT PHASE:	Construction	PROJECT ENGINEER:	Will Tabajonda	415.701.4452
		RESIDENT ENGINEER:	TDB	TBD

CONTRACTOR:	Synergy			
CONTRACT AWARD DATE:	TBD	CONTRACT AWARD VALUE:	N/A	
NOTICE TO PROCEED:	TBD	MODIFICATIONS TO-DATE:	N/A	
SUBSTANTIAL COMPLETION:	N/A	TOTAL CONTRACT VALUE:		
FINAL COMPLETION:	N/A	% MODIFICATION:		

**ACCOMPLISHMENTS THIS PERIOD:**

Completed environmental review.

**UPCOMING PROJECT MILESTONES: (3 MONTH LOOK-AHEAD)**

MTA Board hearing, complete 100% design.

**PROJECT CHALLENGES / AREAS OF CONCERN:**

None to report.

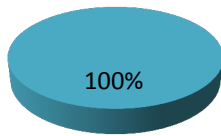


9th and Division Improvements

PROJECT PHASE	BASELINE BUDGET	APPROVED BUDGET	ESTIMATE AT COMPLETION	BOND FUNDING	OTHER FUNDING	BOND SPENT	OTHER SPENT	BUDGET SPENT
PRE-DEVELOPMENT	\$0	\$0	\$0	\$0	\$0	\$0	\$0	-
CONCEPTUAL	\$0	\$0	\$0	\$0	\$0	\$0	\$0	-
ENVIRONMENTAL	\$0	\$0	\$0	\$0	\$0	\$0	\$0	-
DETAIL DESIGN	\$0	\$0	\$0	\$0	\$0	\$0	\$0	-
CONSTRUCTION	\$100,000	\$100,000	\$100,000	\$100,000	\$0	\$0	\$0	0.0%
<b>PROJECT TOTALS</b>	<b>\$100,000</b>	<b>\$100,000</b>	<b>\$100,000</b>	<b>\$100,000</b>	<b>\$0</b>	<b>\$0</b>	<b>\$0</b>	<b>0.0%</b>

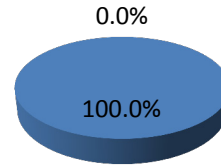
Funding Series Detail: \$0 2012B, \$100,000 2013, \$0 2014  
 Expenditure Series Detail: \$0 2012B, \$0 2013, \$0 2014

Approved Budget By Phase



- PRE-DEVELOPMENT ■ CONCEPTUAL
- ENVIRONMENTAL ■ DETAIL DESIGN
- CONSTRUCTION

Budget Spent vs. Approved Budget Remaining



- Remaining ■ Spent

Project Phase	Start	Finish	2014												2015												2016												2017											
			J	F	M	A	M	J	J	A	S	O	N	D	J	F	M	A	M	J	J	A	S	O	N	D	J	F	M	A	M	J	J	A	S	O	N	D	J	F	M	A	M	J	J	A	S	O	N	D
<b>PRE-DEVELOPMENT</b>																																																		
Forecast/Actual																																																		
Approved																																																		
Baseline																																																		
<b>CONCEPTUAL</b>																																																		
Forecast/Actual																																																		
Approved																																																		
Baseline																																																		
<b>ENVIRONMENTAL</b>																																																		
Forecast/Actual																																																		
Approved																																																		
Baseline																																																		
<b>DETAIL DESIGN</b>																																																		
Forecast/Actual																																																		
Approved																																																		
Baseline																																																		
<b>CONSTRUCTION (including DETAIL DESIGN Activities)</b>																																																		
Forecast/Actual	02/10/15	10/31/15																																																
Approved	02/10/15	10/31/15																																																
Baseline	02/10/15	10/31/15																																																
<b>CONTRACT CLOSEOUT</b>																																																		
Forecast/Actual	11/01/15	03/01/16																																																
Approved	11/01/15	03/01/16																																																
Baseline	11/01/15	03/01/16																																																

**Above Grade PCS & Signal Visibility Improvement**

Upgrade above grade signal infrastructure at 26 intersections City-wide without excavating the roadway or sidewalks. PCS will be added at 11 intersections and signal heads will be upgraded from 8 inch to 12 inch at four of these intersections and at 15 other intersections to improve visibility and safety.

<b>PROJECT INITIATION:</b> March 1, 2014	<b>PROJECT MANAGER:</b> Manito Velasco (415) 701-4447
<b>CURRENT PROJECT PHASE:</b> Construction	<b>PROJECT ENGINEER:</b> Manito Velasco (415) 701-4447
	<b>RESIDENT ENGINEER:</b> Robin Park (415) 554-8351

**CONTRACTOR:** Bay Area Lightworks, 1460 Yosemite Ave, San Francisco, CA 94124

<b>CONTRACT AWARD DATE:</b> December 3, 2014	<b>CONTRACT AWARD VALUE:</b> \$278,000
<b>NOTICE TO PROCEED:</b> March 16, 2015	<b>MODIFICATIONS TO-DATE:</b> \$0
<b>SUBSTANTIAL COMPLETION:</b> June 24, 2015	<b>TOTAL CONTRACT VALUE:</b> \$278,000
<b>FINAL COMPLETION:</b> July 30, 2015	<b>% MODIFICATION:</b>

**ACCOMPLISHMENTS THIS PERIOD:**

Completed 100% PSE 10/1/2014.  
 Advertised, Bid & Awarded Contract.

**UPCOMING PROJECT MILESTONES: (3 MONTH LOOK-AHEAD)**

Notice to proceed expected March 2015.  
 Substantial Completion June 2015.

**PROJECT CHALLENGES / AREAS OF CONCERN:**

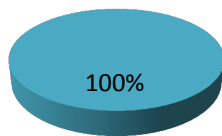
None to report

**Above Grade PCS & Signal Visibility Improvement**

PROJECT PHASE	BASELINE BUDGET	APPROVED BUDGET	ESTIMATE AT COMPLETION	BOND FUNDING	OTHER FUNDING	BOND SPENT	OTHER SPENT	BUDGET SPENT
PRE-DEVELOPMENT	\$0	\$0	\$0	\$0	\$0	\$0	\$0	-
CONCEPTUAL	\$0	\$0	\$0	\$0	\$0	\$0	\$0	-
ENVIRONMENTAL	\$0	\$0	\$0	\$0	\$0	\$0	\$0	-
DETAIL DESIGN	\$70,000	\$0	\$0	\$0	\$0	\$0	\$0	-
CONSTRUCTION	\$451,000	\$451,000	\$451,000	\$451,000	\$0	\$0	\$0	0.0%
<b>PROJECT TOTALS</b>	<b>\$521,000</b>	<b>\$451,000</b>	<b>\$451,000</b>	<b>\$451,000</b>	<b>\$0</b>	<b>\$0</b>	<b>\$0</b>	<b>0.0%</b>

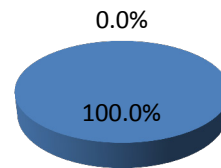
Funding Series Detail: \$0 2012B, \$451,000 2013, \$0 2014  
 Expenditure Series Detail: \$0 2012B, \$0 2013, \$0 2014

**Approved Budget By Phase**



- PRE-DEVELOPMENT ■ CONCEPTUAL
- ENVIRONMENTAL ■ DETAIL DESIGN
- CONSTRUCTION

**Budget Spent vs. Approved Budget Remaining**



- Remaining ■ Spent

Project Phase	Start	Finish	2014				2015				2016				2017																						
			J	F	M	A	M	J	J	A	S	O	N	D	J	F	M	A	M	J	J	A	S	O	N	D	J	F	M	A	M	J	J	A	S	O	N
<b>PRE-DEVELOPMENT</b>																																					
Forecast/Actual																																					
Approved																																					
Baseline																																					
<b>CONCEPTUAL</b>																																					
Forecast/Actual																																					
Approved																																					
Baseline																																					
<b>ENVIRONMENTAL</b>																																					
Forecast/Actual																																					
Approved																																					
Baseline																																					
<b>DETAIL DESIGN</b>																																					
Forecast/Actual	07/01/14	09/30/14																																			
Approved	07/01/14	09/30/14																																			
Baseline	07/01/14	09/30/14																																			
<b>CONSTRUCTION</b>																																					
Forecast/Actual	10/01/14	06/30/15																																			
Approved	10/01/14	06/01/15																																			
Baseline	10/01/14	06/01/15																																			
<b>CONTRACT CLOSEOUT</b>																																					
Forecast/Actual	07/01/15	12/30/15																																			
Approved	06/01/15	12/01/15																																			
Baseline	06/01/15	12/01/15																																			

**Balboa Streetscape**

Balboa Streetscape Improvements include: 1) Sidewalk bulb-outs with new curb ramps at key intersections. Bulb-outs will be located at the southwest and northeast corners of 39th Avenue/Balboa, the southeast and northwest corners of 37th Ave/Balboa and the southwest corner of 34th Avenue/Balboa. 2) Gateway element to be installed within sidewalk bulb-out at 34th Avenue and 39th Avenue. 3) Traffic and parking layout to be revived on two blocks (34th Avenue to 35th Avenue and 38th Avenue to 39th Avenue. 4) Existing light fixtures to be upgraded for energy efficiency and quality of light. 5) Raised sidewalk planters with cobblestone walls will be added in multiple locations and in accordance with SFDPW sidewalk landscaping guidelines. 6) Sidewalk planters to be planted with low maintenance. Note that MTA is providing \$126,242 in transit improvements to be added to a larger \$2.3M City project with many elements.

<b>PROJECT INITIATION:</b> April 19, 2013	<b>PROJECT MANAGER:</b> Julie Kirschbaum (415) 701-4304
<b>CURRENT PROJECT PHASE:</b> Contract Close-Out	<b>PROJECT ENGINEER:</b> Megan Tiernan (DPW) (415) 558-4541
	<b>RESIDENT ENGINEER:</b> Ben Wu (DPW) (415) 554-4831

<b>CONTRACTOR:</b> A. Ruiz Construction, 1601 Cortland Avenue, San Francisco, CA 94110	
<b>CONTRACT AWARD DATE:</b> June 7, 2013	<b>CONTRACT AWARD VALUE:</b> \$126,242
<b>NOTICE TO PROCEED:</b> August 19, 2013	<b>MODIFICATIONS TO-DATE:</b> \$0
<b>SUBSTANTIAL COMPLETION:</b> June 26, 2014	<b>TOTAL CONTRACT VALUE:</b> \$126,242
<b>FINAL COMPLETION:</b> September 26, 2014	<b>% MODIFICATION:</b>

**ACCOMPLISHMENTS THIS PERIOD:**

No further reporting; project to be closed out.

**UPCOMING PROJECT MILESTONES: (3 MONTH LOOK-AHEAD)**

No further reporting; project to be closed out.

**PROJECT CHALLENGES / AREAS OF CONCERN:**

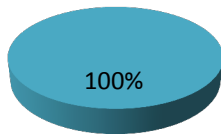
No further reporting; project to be closed out.

**Balboa Streetscape**

PROJECT PHASE	BASELINE BUDGET	APPROVED BUDGET	ESTIMATE AT COMPLETION	BOND FUNDING	OTHER FUNDING	BOND SPENT	OTHER SPENT	BUDGET SPENT
PRE-DEVELOPMENT	\$0	\$0	\$0	\$0	\$0	\$0	\$0	-
CONCEPTUAL	\$0	\$0	\$0	\$0	\$0	\$0	\$0	-
ENVIRONMENTAL	\$0	\$0	\$0	\$0	\$0	\$0	\$0	-
DETAIL DESIGN	\$0	\$0	\$0	\$0	\$0	\$0	\$0	-
CONSTRUCTION	\$126,242	\$126,242	\$126,242	\$126,242	\$0	\$126,234	\$0	100.0%
<b>PROJECT TOTALS</b>	<b>\$126,242</b>	<b>\$126,242</b>	<b>\$126,242</b>	<b>\$126,242</b>	<b>\$0</b>	<b>\$126,234</b>	<b>\$0</b>	<b>100.0%</b>

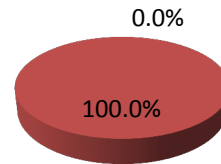
Funding Series Detail: \$126,242 2012B, \$0 2013, \$0 2014  
 Expenditure Series Detail: \$126,234 2012B, \$0 2013, \$0 2014

**Approved Budget By Phase**



- PRE-DEVELOPMENT
- ENVIRONMENTAL
- CONSTRUCTION
- CONCEPTUAL
- DETAIL DESIGN

**Budget Spent vs. Approved Budget Remaining**



- Remaining
- Spent

Project Phase	Start	Finish	2014				2015				2016				2017																				
			J	F	M	A	M	J	J	A	S	O	N	D	J	F	M	A	M	J	J	A	S	O	N	D	J	F	M	A	M	J	J	A	S
<b>PRE-DEVELOPMENT</b>																																			
Forecast/Actual																																			
Approved																																			
Baseline																																			
<b>CONCEPTUAL</b>																																			
Forecast/Actual																																			
Approved																																			
Baseline																																			
<b>ENVIRONMENTAL</b>																																			
Forecast/Actual																																			
Approved																																			
Baseline																																			
<b>DETAIL DESIGN</b>																																			
Forecast/Actual																																			
Approved																																			
Baseline																																			
<b>CONSTRUCTION</b>																																			
Forecast/Actual	08/19/13	06/26/14																																	
Approved	08/19/13	06/26/14																																	
Baseline	08/19/13	06/26/14																																	
<b>CONTRACT CLOSEOUT</b>																																			
Forecast/Actual	06/27/14	09/26/14																																	
Approved	06/27/14	09/26/14																																	
Baseline	06/27/14	09/26/14																																	

**Bicycle Parking**

The SFMTA continually receives bicycle rack requests for approximately 40 locations per month. These requests are for bicycle racks throughout the city with the vast majority of requests for bicycle parking near San Francisco businesses and along transit routes. There is a latent demand for bicycle infrastructure in San Francisco. There would be more people who would ride bicycles if the proper facilities were available to support their trips. Bicycle racks help meet this need by providing a secure parking location at destinations. By providing these facilities, the SFMTA will increase bicycle trips and reduce motor vehicle trips and emissions. SFMTA revenue bonds will fund procurement of 6,000 bicycle racks and installation of approximately 500 bicycle racks. Bicycle Parking Program staff had originally intended to purchase 3,500 stainless steel bicycle racks, but subsequently decided to purchase galvanized racks instead at a lower price point, facilitating an increase in the number of racks purchased, but also necessitating an extended project deadline to allow the winning bidder to deliver the increased amount of racks (approved deadline extension from 12/31/2014 to 06/30/2015).

<b>PROJECT INITIATION:</b> October 8, 2013	<b>PROJECT MANAGER:</b> Heath Maddox (415) 701-4605
<b>CURRENT PROJECT PHASE:</b> Procurement	<b>PROJECT ENGINEER:</b>
	<b>RESIDENT ENGINEER:</b>

**CONTRACTOR:** N/A - Installation work to be performed by city staff.

<b>CONTRACT AWARD DATE:</b>	<b>CONTRACT AWARD VALUE:</b>
<b>NOTICE TO PROCEED:</b>	<b>MODIFICATIONS TO-DATE:</b> \$0
<b>SUBSTANTIAL COMPLETION:</b>	<b>TOTAL CONTRACT VALUE:</b>
<b>FINAL COMPLETION:</b>	<b>% MODIFICATION:</b>

**ACCOMPLISHMENTS THIS PERIOD:**

Two additional shipments of approximately 1,000 racks were received this quarter.

**UPCOMING PROJECT MILESTONES: (3 MONTH LOOK-AHEAD)**

Three remaining shipments of 1000 racks each remain to be delivered.

**PROJECT CHALLENGES / AREAS OF CONCERN:**

The SFMTA sign shop warehouse is nearing capacity and additional storage space for the stockpiled racks is proving challenging to find. Staff will need to investigate renting warehouse space outside of San Francisco.

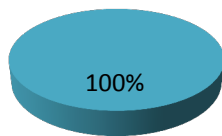
Quality issues with galvanized coating were persistent and staff worked with the vendor to address them.

**Bicycle Parking**

PROJECT PHASE	BASELINE BUDGET	APPROVED BUDGET	ESTIMATE AT COMPLETION	BOND FUNDING	OTHER FUNDING	BOND SPENT	OTHER SPENT	BUDGET SPENT
PRE-DEVELOPMENT	\$0	\$0	\$0	\$0	\$0	\$0	\$0	-
CONCEPTUAL	\$0	\$0	\$0	\$0	\$0	\$0	\$0	-
ENVIRONMENTAL	\$0	\$0	\$0	\$0	\$0	\$0	\$0	-
DETAIL DESIGN	\$0	\$0	\$0	\$0	\$0	\$0	\$0	-
CONSTRUCTION	\$750,000	\$750,000	\$750,000	\$750,000	\$0	\$283,432	\$0	37.8%
<b>PROJECT TOTALS</b>	<b>\$750,000</b>	<b>\$750,000</b>	<b>\$750,000</b>	<b>\$750,000</b>	<b>\$0</b>	<b>\$283,432</b>	<b>\$0</b>	<b>37.8%</b>

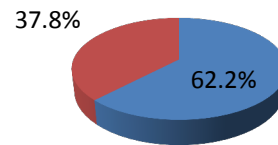
Funding Series Detail: \$750,000 2012B, \$0 2013, \$0 2014  
 Expenditure Series Detail: \$283,432 2012B, \$0 2013, \$0 2014

**Approved Budget By Phase**



- PRE-DEVELOPMENT ■ CONCEPTUAL
- ENVIRONMENTAL ■ DETAIL DESIGN
- CONSTRUCTION

**Budget Spent vs. Approved Budget Remaining**



- Remaining ■ Spent

Project Phase	Start	Finish	2014					2015					2016					2017																													
			J	F	M	A	M	J	J	A	S	O	N	D	J	F	M	A	M	J	J	A	S	O	N	D	J	F	M	A	M	J	J	A	S	O	N	D	J	F	M	A	M	J	J	A	S
<b>PRE-DEVELOPMENT</b>																																															
Forecast/Actual																																															
Approved																																															
Baseline																																															
<b>CONCEPTUAL</b>																																															
Forecast/Actual																																															
Approved																																															
Baseline																																															
<b>ENVIRONMENTAL</b>																																															
Forecast/Actual																																															
Approved																																															
Baseline																																															
<b>DETAIL DESIGN</b>																																															
Forecast/Actual																																															
Approved																																															
Baseline																																															
<b>CONSTRUCTION</b>																																															
Forecast/Actual	10/08/13	06/30/15																																													
Approved	10/01/13	06/30/15																																													
Baseline	10/01/13	06/30/15																																													
<b>CONTRACT CLOSEOUT</b>																																															
Forecast/Actual	07/01/15	10/30/15																																													
Approved	07/01/15	10/30/15																																													
Baseline	07/01/15	10/30/15																																													

**Bicycle Strategy Capital Projects - Oak and Fell Bikeways Resurfacing**

This project resurfaces the pavement in the bikeways on Oak Street and Fell Street between Baker and Scott Streets.

Project Conceptual funding includes Traffic Engineering from FY11/12. Additional Conceptual work performed by earlier projects.

Scope has been updated to include design and portion of construction of median islands to provide physical separation between bikeways and vehicle travel lanes (part of original Oak/Fell ped/bike safety project scope). Completion schedule extended accordingly.

<b>PROJECT INITIATION:</b> October 1, 2013	<b>PROJECT MANAGER:</b> Ellen Robinson (415) 701-4322
<b>CURRENT PROJECT PHASE:</b> Construction	<b>PROJECT ENGINEER:</b>
	<b>RESIDENT ENGINEER:</b>

**CONTRACTOR:** No Contract Required; City forces are performing work.

<b>CONTRACT AWARD DATE:</b>	<b>CONTRACT AWARD VALUE:</b>
<b>NOTICE TO PROCEED:</b>	<b>MODIFICATIONS TO-DATE:</b> \$0
<b>SUBSTANTIAL COMPLETION:</b>	<b>TOTAL CONTRACT VALUE:</b>
<b>FINAL COMPLETION:</b>	<b>% MODIFICATION:</b>

**ACCOMPLISHMENTS THIS PERIOD:**

Median islands on Oak Street began construction.

**UPCOMING PROJECT MILESTONES: (3 MONTH LOOK-AHEAD)**

Oak Street islands to complete construction March 2015.

Fell Street islands to begin construction March 2015, complete April 2015.

**PROJECT CHALLENGES / AREAS OF CONCERN:**

Potential field changes to design due to utility conflicts.

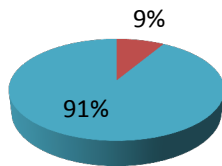


**Bicycle Strategy Capital Projects - Oak and Fell Bikeways Resurfacing**

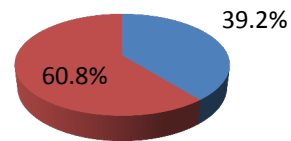
PROJECT PHASE	BASELINE BUDGET	APPROVED BUDGET	ESTIMATE AT COMPLETION	BOND FUNDING	OTHER FUNDING	BOND SPENT	OTHER SPENT	BUDGET SPENT
PRE-DEVELOPMENT	\$0	\$0	\$0	\$0	\$0	\$0	\$0	-
CONCEPTUAL	\$32,500	\$32,500	\$32,500	\$0	\$32,500	\$0	\$32,500	100.0%
ENVIRONMENTAL	\$0	\$0	\$0	\$0	\$0	\$0	\$0	-
DETAIL DESIGN	\$0	\$0	\$0	\$0	\$0	\$0	\$0	-
CONSTRUCTION	\$345,000	\$345,000	\$345,000	\$345,000	\$0	\$197,178	\$0	57.2%
<b>PROJECT TOTALS</b>	<b>\$377,500</b>	<b>\$377,500</b>	<b>\$377,500</b>	<b>\$345,000</b>	<b>\$32,500</b>	<b>\$197,178</b>	<b>\$32,500</b>	<b>60.8%</b>

Funding Series Detail: \$0 2012B, \$345,000 2013, \$0 2014  
 Expenditure Series Detail: \$0 2012B, \$197,178 2013, \$0 2014

**Approved Budget By Phase**



**Budget Spent vs. Approved Budget Remaining**



■ PRE-DEVELOPMENT ■ CONCEPTUAL  
 ■ ENVIRONMENTAL ■ DETAIL DESIGN  
 ■ CONSTRUCTION

■ Remaining ■ Spent

Project Phase	Start	Finish	2014												2015												2016												2017											
			J	F	M	A	M	J	J	A	S	O	N	D	J	F	M	A	M	J	J	A	S	O	N	D	J	F	M	A	M	J	J	A	S	O	N	D	J	F	M	A	M	J	J	A	S	O	N	D
<b>PRE-DEVELOPMENT</b>																																																		
Forecast/Actual																																																		
Approved																																																		
Baseline																																																		
<b>CONCEPTUAL</b>																																																		
Forecast/Actual	10/01/13	01/01/14																																																
Approved	10/01/13	01/01/14																																																
Baseline	10/01/13	01/01/14																																																
<b>ENVIRONMENTAL</b>																																																		
Forecast/Actual																																																		
Approved																																																		
Baseline																																																		
<b>DETAIL DESIGN</b>																																																		
Forecast/Actual																																																		
Approved																																																		
Baseline																																																		
<b>CONSTRUCTION (including DETAIL DESIGN Activities)</b>																																																		
Forecast/Actual	12/01/13	05/08/15																																																
Approved	12/01/13	12/31/15																																																
Baseline	12/01/13	09/01/14																																																
<b>CONTRACT CLOSEOUT</b>																																																		
Forecast/Actual	09/01/14	05/08/15																																																
Approved	09/01/14	12/31/15																																																
Baseline	09/01/14	03/30/15																																																

**Bicycle Strategy Capital Projects - Polk Street Northbound Separated Bikeway**

Bicycle Strategy Implementation projects will improve the safety, comfort and convenience on major San Francisco cycling corridors for all people who bike. Treatments include internationally tested cycling treatments such as separated bicycle facilities and pavement treatments. The Polk Street Northbound Separated Bikeway will construct a separated bikeway in the northbound direction on Polk Street between Market and Grove Streets. Construction will include landscaped medians, upgraded curb ramps, traffic signal improvements, and bulbouts.

Conceptual work was completed in 2009 by as part of the Bike Plan EIR. Because project was accelerated by order of DPW and MTA Directors, Detail Design was performed in parallel with construction and consequently Detail Design costs are included in the Construction totals.

PROJECT INITIATION: February 3, 2014  
 CURRENT PROJECT PHASE: COMPLETE

PROJECT MANAGER: Damon Curtis (415) 701-4674  
 PROJECT ENGINEER: Damon Curtis (415) 701-4674  
 RESIDENT ENGINEER: Alfredo Tio (DPW) (415) 794-7705

CONTRACTOR: A. Ruiz Construction Co. & Assoc., Inc., 1601 Cortland Avenue, San Francisco, CA 94110

CONTRACT AWARD DATE: February 1, 2014	CONTRACT AWARD VALUE: \$1,156,350
NOTICE TO PROCEED: February 1, 2014	MODIFICATIONS TO-DATE: \$0
SUBSTANTIAL COMPLETION: May 1, 2014	TOTAL CONTRACT VALUE: \$1,156,350
FINAL COMPLETION: September 30, 2014	% MODIFICATION:

**ACCOMPLISHMENTS THIS PERIOD:**

No further reporting; project to be closed out.

**UPCOMING PROJECT MILESTONES: (3 MONTH LOOK-AHEAD)**

No further reporting; project to be closed out.

**PROJECT CHALLENGES / AREAS OF CONCERN:**

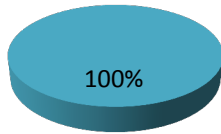
No further reporting; project to be closed out.

**Bicycle Strategy Capital Projects - Polk Street Northbound Separated Bikeway**

PROJECT PHASE	BASELINE BUDGET	APPROVED BUDGET	ESTIMATE AT COMPLETION	BOND FUNDING	OTHER FUNDING	BOND SPENT	OTHER SPENT	BUDGET SPENT
PRE-DEVELOPMENT	\$0	\$0	\$0	\$0	\$0	\$0	\$0	-
CONCEPTUAL	\$0	\$0	\$0	\$0	\$0	\$0	\$0	-
ENVIRONMENTAL	\$0	\$0	\$0	\$0	\$0	\$0	\$0	-
DETAIL DESIGN	\$0	\$0	\$0	\$0	\$0	\$0	\$0	-
CONSTRUCTION	\$1,308,750	\$1,308,750	\$1,309,000	\$675,000	\$634,000	\$571,239	\$631,525	91.9%
<b>PROJECT TOTALS</b>	<b>\$1,308,750</b>	<b>\$1,308,750</b>	<b>\$1,309,000</b>	<b>\$675,000</b>	<b>\$634,000</b>	<b>\$571,239</b>	<b>\$631,525</b>	<b>91.9%</b>

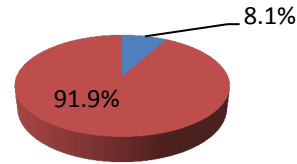
Funding Series Detail: \$509,725 2012B, \$165,275 2013, \$0 2014  
 Expenditure Series Detail: \$481,267 2012B, \$89,972 2013, \$0 2014

**Approved Budget By Phase**



- PRE-DEVELOPMENT ■ CONCEPTUAL
- ENVIRONMENTAL ■ DETAIL DESIGN
- CONSTRUCTION

**Budget Spent vs. Approved Budget Remaining**



- Remaining ■ Spent

Project Phase	Start	Finish	2014												2015												2016												2017											
			J	F	M	A	M	J	J	A	S	O	N	D	J	F	M	A	M	J	J	A	S	O	N	D	J	F	M	A	M	J	J	A	S	O	N	D	J	F	M	A	M	J	J	A	S	O	N	D
<b>PRE-DEVELOPMENT</b>																																																		
Forecast/Actual																																																		
Approved																																																		
Baseline																																																		
<b>CONCEPTUAL</b>																																																		
Forecast/Actual																																																		
Approved																																																		
Baseline																																																		
<b>ENVIRONMENTAL</b>																																																		
Forecast/Actual																																																		
Approved																																																		
Baseline																																																		
<b>DETAIL DESIGN</b>																																																		
Forecast/Actual																																																		
Approved																																																		
Baseline																																																		
<b>CONSTRUCTION (including DETAIL DESIGN Activities)</b>																																																		
Forecast/Actual	02/01/14	05/01/14																																																
Approved	02/01/14	05/01/14																																																
Baseline	02/01/14	05/01/14																																																
<b>CONTRACT CLOSEOUT</b>																																																		
Forecast/Actual	05/02/14	09/30/14																																																
Approved	05/02/14	09/30/14																																																
Baseline	05/02/14	09/30/14																																																

**Bicycle Strategy Capital Projects - Wiggle Neighborhood Green Corridor**

The SFMTA's Wiggle Neighborhood Green Corridor project will include bicycle, pedestrian, traffic calming, and streetscape improvements along the Wiggle Route including speed humps, raised crosswalks, roadway markings and bulb-outs. This is in addition to the San Francisco Public Utilities Commission (SFPUC)'s plan to add rain gardens and permeable paving along the same corridor.

The conceptual engineering portion of this project was ultimately not included in the scope of CPKG85; the report for Q1 incorrectly shows 180,000 in other funding.

PROJECT INITIATION: March 1, 2013  
 CURRENT PROJECT PHASE: Environmental

PROJECT MANAGER: Miriam Sorell (415) 701-4770  
 PROJECT ENGINEER:  
 RESIDENT ENGINEER:

CONTRACTOR: TBD

CONTRACT AWARD DATE: TBD  
 NOTICE TO PROCEED: TBD  
 SUBSTANTIAL COMPLETION: TBD  
 FINAL COMPLETION: TBD

CONTRACT AWARD VALUE: TBD  
 MODIFICATIONS TO-DATE: TBD  
 TOTAL CONTRACT VALUE:  
 % MODIFICATION:

**ACCOMPLISHMENTS THIS PERIOD:**

- Preparation of materials for Legislation.
- Detailed design of some elements.
- Ongoing outreach to the public.
- Update Project Description and coordinate with Environmental Planning.
- Coordination meetings with project partners.

**UPCOMING PROJECT MILESTONES: (3 MONTH LOOK-AHEAD)**

- Completion of Environmental Phase (Expected Q3).
- Completion of Legislation (Expected Q4).
- Commence Detailed Design (Expected Q4).

**PROJECT CHALLENGES / AREAS OF CONCERN:**

None to report.

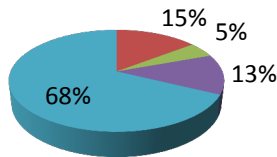
**Bicycle Strategy Capital Projects - Wiggle Neighborhood Green Corridor**

PROJECT PHASE	BASELINE BUDGET	APPROVED BUDGET	ESTIMATE AT COMPLETION	BOND FUNDING	OTHER FUNDING	BOND SPENT	OTHER SPENT	BUDGET SPENT
PRE-DEVELOPMENT	\$0	\$0	\$0	\$0	\$0	\$0	\$0	-
CONCEPTUAL	\$205,000	\$205,000	\$10,400	\$10,400	\$0	\$0	\$0	0.0%
ENVIRONMENTAL	\$68,000	\$68,000	\$38,000	\$68,000	\$0	\$0	\$0	0.0%
DETAIL DESIGN	\$178,000	\$178,000	\$178,000	\$94,000	\$71,000	\$0	\$39,786	22.4%
CONSTRUCTION	\$950,000	\$950,000	\$950,000	\$56,000	\$0	\$0	\$0	0.0%
<b>PROJECT TOTALS</b>	<b>\$1,401,000</b>	<b>\$1,401,000</b>	<b>\$1,176,400</b>	<b>\$228,400</b>	<b>\$71,000</b>	<b>\$0</b>	<b>\$39,786</b>	<b>2.8%</b>

Funding Series Detail: \$0 2012B, \$228,400 2013, \$0 2014

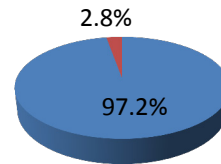
Expenditure Series Detail: \$0 2012B, \$0 2013, \$0 2014

**Approved Budget By Phase**



- PRE-DEVELOPMENT
- CONCEPTUAL
- ENVIRONMENTAL
- DETAIL DESIGN
- CONSTRUCTION

**Budget Spent vs. Approved Budget Remaining**



- Remaining
- Spent

Project Phase	Start	Finish	2014				2015				2016				2017																							
			J	F	M	A	M	J	J	A	S	O	N	D	J	F	M	A	M	J	J	A	S	O	N	D	J	F	M	A	M	J	J	A	S	O	N	D
<b>PRE-DEVELOPMENT</b>																																						
Forecast/Actual																																						
Approved																																						
Baseline																																						
<b>CONCEPTUAL</b>																																						
Forecast/Actual	03/01/13	10/31/14																																				
Approved	03/01/13	10/31/14																																				
Baseline	03/01/13	10/31/14																																				
<b>ENVIRONMENTAL</b>																																						
Forecast/Actual	02/24/14	03/20/15																																				
Approved	01/31/14	10/31/14																																				
Baseline	01/31/14	10/31/14																																				
<b>DETAIL DESIGN</b>																																						
Forecast/Actual	11/01/14	11/30/15																																				
Approved	11/01/14	09/30/15																																				
Baseline	11/01/14	09/30/15																																				
<b>CONSTRUCTION</b>																																						
Forecast/Actual	05/01/16	12/31/16																																				
Approved	04/01/16	11/30/16																																				
Baseline	04/01/16	11/30/16																																				
<b>CONTRACT CLOSEOUT</b>																																						
Forecast/Actual	02/01/17	12/31/17																																				
Approved	02/01/17	12/31/17																																				
Baseline	02/01/17	12/31/17																																				

**Broadway Chinatown Streetscape Project**

The project will be environmentally cleared, designed and constructed as part of the Department's of Public Work's larger Broadway Chinatown Streetscape project, an interagency effort led by the San Francisco Planning Department in partnership with the Chinatown Community Development Center, the San Francisco Department of Public Works, and SFMTA. The project area is along Broadway from Columbus Avenue to the Broadway Tunnel. Funding and schedule information provided reflects SFMTA's portion of the project.

The goal is to improve pedestrian safety and access crossing Broadway and Powell and to clearly channelize traffic on Broadway fronting Jean Parker Elementary School.

<b>PROJECT INITIATION:</b> January 1, 2014	<b>PROJECT MANAGER:</b> Nick Carr (415) 701-4468
<b>CURRENT PROJECT PHASE:</b> Construction	<b>PROJECT ENGINEER:</b> Stephanie Yuan (415) 554-8209
	<b>RESIDENT ENGINEER:</b>

<b>CONTRACTOR:</b> TBD	
<b>CONTRACT AWARD DATE:</b> May 1, 2015	<b>CONTRACT AWARD VALUE:</b> TBD
<b>NOTICE TO PROCEED:</b> September 1, 2015	<b>MODIFICATIONS TO-DATE:</b> \$0
<b>SUBSTANTIAL COMPLETION:</b> December 31, 2016	<b>TOTAL CONTRACT VALUE:</b>
<b>FINAL COMPLETION:</b>	<b>% MODIFICATION:</b>

**ACCOMPLISHMENTS THIS PERIOD:**  
Continued Detail Design.

**UPCOMING PROJECT MILESTONES: (3 MONTH LOOK-AHEAD)**  
Detailed Design completion 3/1/2015.

The project anticipates advertising the contract April 1, 2015. The contract bid/Award period is projected for May 1,2015 to August 1, 2015. Construction is anticipated from November 1, 2015 to November 1, 2016.

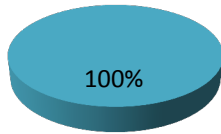
**PROJECT CHALLENGES / AREAS OF CONCERN:**  
None to report.

**Broadway Chinatown Streetscape Project**

PROJECT PHASE	BASELINE BUDGET	APPROVED BUDGET	ESTIMATE AT COMPLETION	BOND FUNDING	OTHER FUNDING	BOND SPENT	OTHER SPENT	BUDGET SPENT
PRE-DEVELOPMENT	\$0	\$0	\$0	\$0	\$0	\$0	\$0	-
CONCEPTUAL	\$0	\$0	\$0	\$0	\$0	\$0	\$0	-
ENVIRONMENTAL	\$0	\$0	\$0	\$0	\$0	\$0	\$0	-
DETAIL DESIGN	\$0	\$0	\$0	\$0	\$0	\$0	\$0	-
CONSTRUCTION	\$1,910,000	\$1,910,000	\$1,910,000	\$1,910,000	\$0	\$0	\$0	0.0%
<b>PROJECT TOTALS</b>	<b>\$1,910,000</b>	<b>\$1,910,000</b>	<b>\$1,910,000</b>	<b>\$1,910,000</b>	<b>\$0</b>	<b>\$0</b>	<b>\$0</b>	<b>0.0%</b>

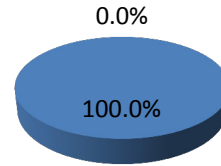
Funding Series Detail: \$0 2012B, \$1,910,000 2013, \$0 2014  
 Expenditure Series Detail: \$0 2012B, \$0 2013, \$0 2014

**Approved Budget By Phase**



- PRE-DEVELOPMENT ■ CONCEPTUAL
- ENVIRONMENTAL ■ DETAIL DESIGN
- CONSTRUCTION

**Budget Spent vs. Approved Budget Remaining**



- Remaining ■ Spent

Project Phase	Start	Finish	2014				2015				2016				2017																				
			J	F	M	A	M	J	J	A	S	O	N	D	J	F	M	A	M	J	J	A	S	O	N	D	J	F	M	A	M	J	J	A	S
<b>PRE-DEVELOPMENT</b>																																			
Forecast/Actual																																			
Approved																																			
Baseline																																			
<b>CONCEPTUAL</b>																																			
Forecast/Actual																																			
Approved																																			
Baseline																																			
<b>ENVIRONMENTAL</b>																																			
Forecast/Actual																																			
Approved																																			
Baseline																																			
<b>DETAIL DESIGN</b>																																			
Forecast/Actual																																			
Approved																																			
Baseline																																			
<b>CONSTRUCTION (including DETAIL DESIGN Activities)</b>																																			
Forecast/Actual	01/23/14	12/31/16	[Gantt bar: 01/23/14 to 12/31/16]																																
Approved	01/01/14	01/01/16	[Gantt bar: 01/01/14 to 01/01/16]																																
Baseline	01/01/14	01/01/16	[Gantt bar: 01/01/14 to 01/01/16]																																
<b>CONTRACT CLOSEOUT</b>																																			
Forecast/Actual	01/01/17	04/15/18	[Gantt bar: 01/01/17 to 04/15/18]																																
Approved	01/01/17	01/01/18	[Gantt bar: 01/01/17 to 01/01/18]																																
Baseline	01/01/16	01/01/17	[Gantt bar: 01/01/16 to 01/01/17]																																

**C3 Blue Light Emergency Phone Replacement**

Replace the existing emergency blue light telephone system in the Muni Metro Tunnel and Muni Metro Turnback locations with a more reliable and up to date system and add additional phones as needed to conform to the latest codes. In addition, the project will furnish and install a new emergency blue light telephone system within the Sunset Tunnel.

<b>PROJECT INITIATION:</b> May 1, 2010	<b>PROJECT MANAGER:</b> Henry Kim (415) 701-4307
<b>CURRENT PROJECT PHASE:</b> Construction	<b>PROJECT ENGINEER:</b> Anthony Bryant (415) 701-4309
	<b>RESIDENT ENGINEER:</b> Hubert Wong (415) 734-8432

<b>CONTRACTOR:</b> Shimmick Construction, 8201 Edgewater Drive - Suite 202, Oakland, CA 94621	
<b>CONTRACT AWARD DATE:</b> November 19, 2013	<b>CONTRACT AWARD VALUE:</b> \$9,175,000
<b>NOTICE TO PROCEED:</b> February 3, 2014	<b>MODIFICATIONS TO-DATE:</b> \$0
<b>SUBSTANTIAL COMPLETION:</b> September 11, 2015	<b>TOTAL CONTRACT VALUE:</b> \$9,175,000
<b>FINAL COMPLETION:</b> January 10, 2016	<b>% MODIFICATION:</b>

**ACCOMPLISHMENTS THIS PERIOD:**

Working with Transit on a preliminary early subway shutdown schedule that will allow Contractor tunnel access similar to the Contract provisions.

Initiated infrastructure work at Forest Hill Station.

**UPCOMING PROJECT MILESTONES: (3 MONTH LOOK-AHEAD)**

**PROJECT CHALLENGES / AREAS OF CONCERN:**

Working with Contractor and Operations staff on addressing new SFMTA policy on Contractor High-Rail Vehicles, securing early subway access/shutdowns, and possible alternatives.

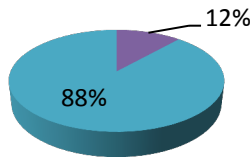


**C3 Blue Light Emergency Phone Replacement**

PROJECT PHASE	BASELINE BUDGET	APPROVED BUDGET	ESTIMATE AT COMPLETION	BOND FUNDING	OTHER FUNDING	BOND SPENT	OTHER SPENT	BUDGET SPENT
PRE-DEVELOPMENT	\$0	\$0	\$0	\$0	\$0	\$0	\$0	-
CONCEPTUAL	\$0	\$0	\$0	\$0	\$0	\$0	\$0	-
ENVIRONMENTAL	\$0	\$0	\$0	\$0	\$0	\$0	\$0	-
DETAIL DESIGN	\$2,760,000	\$2,760,000	\$1,313,162	\$0	\$1,394,086	\$0	\$1,313,162	47.6%
CONSTRUCTION	\$25,946,800	\$20,896,800	\$17,900,000	\$6,000,000	\$5,000,000	\$445,793	\$2,590,637	14.5%
<b>PROJECT TOTALS</b>	<b>\$28,706,800</b>	<b>\$23,656,800</b>	<b>\$19,213,162</b>	<b>\$6,000,000</b>	<b>\$6,394,086</b>	<b>\$445,793</b>	<b>\$3,903,799</b>	<b>18.4%</b>

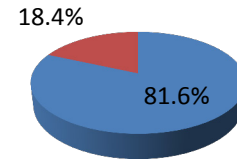
Funding Series Detail: \$0 2012B, \$6,000,000 2013, \$0 2014  
 Expenditure Series Detail: \$0 2012B, \$445,793 2013, \$0 2014

**Approved Budget By Phase**



- PRE-DEVELOPMENT
- ENVIRONMENTAL
- CONSTRUCTION
- CONCEPTUAL
- DETAIL DESIGN

**Budget Spent vs. Approved Budget Remaining**



- Remaining
- Spent

Project Phase	Start	Finish	2014												2015												2016												2017											
			J	F	M	A	M	J	J	A	S	O	N	D	J	F	M	A	M	J	J	A	S	O	N	D	J	F	M	A	M	J	J	A	S	O	N	D	J	F	M	A	M	J	J	A	S	O	N	D
<b>PRE-DEVELOPMENT</b>																																																		
Forecast/Actual																																																		
Approved																																																		
Baseline																																																		
<b>CONCEPTUAL</b>																																																		
Forecast/Actual																																																		
Approved																																																		
Baseline																																																		
<b>ENVIRONMENTAL</b>																																																		
Forecast/Actual																																																		
Approved																																																		
Baseline																																																		
<b>DETAIL DESIGN</b>																																																		
Forecast/Actual	08/01/12	02/02/14																																																
Approved	08/01/12	02/02/14																																																
Baseline	08/01/12	11/30/13																																																
<b>CONSTRUCTION</b>																																																		
Forecast/Actual	02/03/14	10/31/15																																																
Approved	02/03/14	09/11/15																																																
Baseline	11/30/13	02/29/16																																																
<b>CONTRACT CLOSEOUT</b>																																																		
Forecast/Actual	11/01/15	01/10/16																																																
Approved	09/12/15	01/10/16																																																
Baseline	03/01/16	09/01/16																																																

**Church and Duboce Pedestrian Improvements**

To improve access to transit and pedestrian safety at a key transit location, a federal grant matched with revenue bonds is funding the sidewalk bulb at the south eastern corner of the intersection of Market, Church, and 14th streets, and two traffic calming sidewalk bulbs on Noe street between Duboce Ave and 14th streets.

<b>PROJECT INITIATION:</b> May 16, 2013	<b>PROJECT MANAGER:</b> Cathal Hennessy (415) 701-4548
<b>CURRENT PROJECT PHASE:</b> Construction	<b>PROJECT ENGINEER:</b> Robert Lim (415) 701-5669
	<b>RESIDENT ENGINEER:</b> Josef Munoz (415) 554-8284

<b>CONTRACTOR:</b> City Forces	
<b>CONTRACT AWARD DATE:</b> June 1, 2013	<b>CONTRACT AWARD VALUE:</b> \$385,180
<b>NOTICE TO PROCEED:</b> October 1, 2013	<b>MODIFICATIONS TO-DATE:</b> \$0
<b>SUBSTANTIAL COMPLETION:</b> December 31, 2014	<b>TOTAL CONTRACT VALUE:</b> \$385,180
<b>FINAL COMPLETION:</b> June 30, 2015	<b>% MODIFICATION:</b>

**ACCOMPLISHMENTS THIS PERIOD:**

Staff conducted a resident ballot seeking approval of the speed hump. The residents voted in favor. The item was also approved at the SFMTA public hearing.

**UPCOMING PROJECT MILESTONES: (3 MONTH LOOK-AHEAD)**

Coordinate the construction of the speed hump with appropriate signage and striping using City forces.

**PROJECT CHALLENGES / AREAS OF CONCERN:**

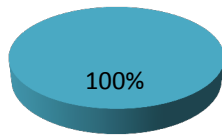
None to report.

**Church and Duboce Pedestrian Improvements**

PROJECT PHASE	BASELINE BUDGET	APPROVED BUDGET	ESTIMATE AT COMPLETION	BOND FUNDING	OTHER FUNDING	BOND SPENT	OTHER SPENT	BUDGET SPENT
PRE-DEVELOPMENT	\$0	\$0	\$0	\$0	\$0	\$0	\$0	-
CONCEPTUAL	\$0	\$0	\$0	\$0	\$0	\$0	\$0	-
ENVIRONMENTAL	\$0	\$0	\$0	\$0	\$0	\$0	\$0	-
DETAIL DESIGN	\$0	\$0	\$0	\$0	\$0	\$0	\$0	-
CONSTRUCTION	\$385,180	\$429,083	\$429,083	\$44,180	\$384,903	\$27,706	\$229,186	59.9%
<b>PROJECT TOTALS</b>	<b>\$385,180</b>	<b>\$429,083</b>	<b>\$429,083</b>	<b>\$44,180</b>	<b>\$384,903</b>	<b>\$27,706</b>	<b>\$229,186</b>	<b>59.9%</b>

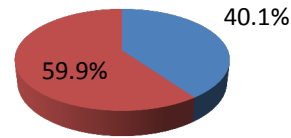
Funding Series Detail: \$44,180 2012B, \$0 2013, \$0 2014  
 Expenditure Series Detail: \$27,706 2012B, \$0 2013, \$0 2014

**Approved Budget By Phase**



- PRE-DEVELOPMENT
- ENVIRONMENTAL
- CONSTRUCTION
- CONCEPTUAL
- DETAIL DESIGN

**Budget Spent vs. Approved Budget Remaining**



- Remaining
- Spent

Project Phase	Start	Finish	2014				2015				2016				2017																									
			J	F	M	A	M	J	J	A	S	O	N	D	J	F	M	A	M	J	J	A	S	O	N	D	J	F	M	A	M	J	J	A	S	O	N	D		
<b>PRE-DEVELOPMENT</b>																																								
Forecast/Actual																																								
Approved																																								
Baseline																																								
<b>CONCEPTUAL</b>																																								
Forecast/Actual																																								
Approved																																								
Baseline																																								
<b>ENVIRONMENTAL</b>																																								
Forecast/Actual																																								
Approved																																								
Baseline																																								
<b>DETAIL DESIGN</b>																																								
Forecast/Actual																																								
Approved																																								
Baseline																																								
<b>CONSTRUCTION</b>																																								
Forecast/Actual	06/01/13	12/31/14	[Bar]																																					
Approved	06/01/13	12/31/14	[Bar]																																					
Baseline	06/01/13	12/31/14	[Bar]																																					
<b>CONTRACT CLOSEOUT</b>																																								
Forecast/Actual	01/01/15	06/30/15					[Bar]																																	
Approved	01/01/15	06/30/15					[Bar]																																	
Baseline	01/01/15	06/30/15					[Bar]																																	

**Excelsior & South Bernal Area Wides**

This project consists of construction of traffic calming elements to be coordinated with paving projects in the Excelsior and South Bernal Heights neighborhoods. The bulb-outs from this project have been legislated and are ready for implementation. The bulb-outs were originally scoped and contracted through 09/10 Traffic Calming but contractors were unable to receive NTP from DPW as a result of failing to meet paperwork requirements. As a result, these bulb-outs have been combined with two DPW paving contracts, 2269J and 2183J.

<b>PROJECT INITIATION:</b> August 1, 2014	<b>PROJECT MANAGER:</b> Damon Curtis (415) 701-4674
<b>CURRENT PROJECT PHASE:</b> Construction	<b>PROJECT ENGINEER:</b>
	<b>RESIDENT ENGINEER:</b>

**CONTRACTOR:** Change orders to existing DPW contracts. Information for calming scope only.

<b>CONTRACT AWARD DATE:</b>	<b>CONTRACT AWARD VALUE:</b> \$569,255
<b>NOTICE TO PROCEED:</b>	<b>MODIFICATIONS TO-DATE:</b> \$0
<b>SUBSTANTIAL COMPLETION:</b>	<b>TOTAL CONTRACT VALUE:</b> \$569,255
<b>FINAL COMPLETION:</b>	<b>% MODIFICATION:</b>

**ACCOMPLISHMENTS THIS PERIOD:**

None to report (Construction activity pending DPW paving schedules).

**UPCOMING PROJECT MILESTONES: (3 MONTH LOOK-AHEAD)**

Construction.

**PROJECT CHALLENGES / AREAS OF CONCERN:**

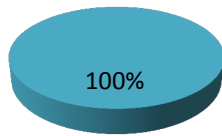
None to report.

**Excelsior & South Bernal Area Wides**

PROJECT PHASE	BASELINE BUDGET	APPROVED BUDGET	ESTIMATE AT COMPLETION	BOND FUNDING	OTHER FUNDING	BOND SPENT	OTHER SPENT	BUDGET SPENT
PRE-DEVELOPMENT	\$0	\$0	\$0	\$0	\$0	\$0	\$0	-
CONCEPTUAL	\$0	\$0	\$0	\$0	\$0	\$0	\$0	-
ENVIRONMENTAL	\$0	\$0	\$0	\$0	\$0	\$0	\$0	-
DETAIL DESIGN	\$0	\$0	\$0	\$0	\$0	\$0	\$0	-
CONSTRUCTION	\$568,255	\$569,255	\$569,255	\$569,255	\$0	\$0	\$0	0.0%
<b>PROJECT TOTALS</b>	<b>\$568,255</b>	<b>\$569,255</b>	<b>\$569,255</b>	<b>\$569,255</b>	<b>\$0</b>	<b>\$0</b>	<b>\$0</b>	<b>0.0%</b>

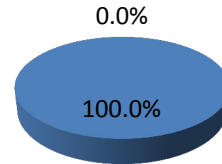
Funding Series Detail: \$0 2012B, \$569,255 2013, \$0 2014  
 Expenditure Series Detail: \$0 2012B, \$0 2013, \$0 2014

### Approved Budget By Phase



- PRE-DEVELOPMENT
- CONCEPTUAL
- ENVIRONMENTAL
- DETAIL DESIGN
- CONSTRUCTION

### Budget Spent vs. Approved Budget Remaining



- Remaining
- Spent

Project Phase	Start	Finish	2014				2015				2016				2017																						
			J	F	A	M	J	J	A	S	O	N	D	J	F	A	M	J	J	A	S	O	N	D	J	F	A	M	J	J	A	S	O	N	D		
<b>PRE-DEVELOPMENT</b>																																					
Forecast/Actual																																					
Approved																																					
Baseline																																					
<b>CONCEPTUAL</b>																																					
Forecast/Actual																																					
Approved																																					
Baseline																																					
<b>ENVIRONMENTAL</b>																																					
Forecast/Actual																																					
Approved																																					
Baseline																																					
<b>DETAIL DESIGN</b>																																					
Forecast/Actual																																					
Approved																																					
Baseline																																					
<b>CONSTRUCTION</b>																																					
Forecast/Actual	01/01/15	10/31/15																																			
Approved	01/01/15	10/31/15																																			
Baseline	01/01/15	10/31/15																																			
<b>CONTRACT CLOSEOUT</b>																																					
Forecast/Actual	11/01/15	01/31/16																																			
Approved	11/01/15	01/31/16																																			
Baseline	11/01/15	01/31/16																																			

**Franklin Street Bulbouts**

With the approval of the Prop B Roadway and Repaving Bond (Streetscape Bond), the Department of Public Works (DPW) is accelerating its Franklin Street repaving work and, subsequently, is advertising a construction contract in January 2013. This presents an opportunity for SFMTA and DPW to coordinate streets improvements in the corridor. The SFMTA previously prioritized the design and implementation of SFgo infrastructure and pedestrian countdown signal conduits project in coordination with DPW's repaving efforts. The pedestrian bulbout on Franklin Street at Hayes and Turk streets intersections would additionally complement those improvements and would significantly enhance pedestrian access and safety at those intersections.

<b>PROJECT INITIATION:</b> November 1, 2012	<b>PROJECT MANAGER:</b> Cathal Hennessy (415) 701-4548
<b>CURRENT PROJECT PHASE:</b> Construction	<b>PROJECT ENGINEER:</b> Au Bui (DPW) 415 554 8283
	<b>RESIDENT ENGINEER:</b>

<b>CONTRACTOR:</b> M Squared, 1278 20th Ave, Suite C, SF, CA 94122	
<b>CONTRACT AWARD DATE:</b> October 1, 2013	<b>CONTRACT AWARD VALUE:</b> \$222,353
<b>NOTICE TO PROCEED:</b> December 1, 2013	<b>MODIFICATIONS TO-DATE:</b> \$0
<b>SUBSTANTIAL COMPLETION:</b> December 31, 2014	<b>TOTAL CONTRACT VALUE:</b> \$222,353
<b>FINAL COMPLETION:</b> July 1, 2015	<b>% MODIFICATION:</b>

**ACCOMPLISHMENTS THIS PERIOD:**

The contractor completed the installation of the third bulb.

**UPCOMING PROJECT MILESTONES: (3 MONTH LOOK-AHEAD)**

The contractor will begin the pavement renovation for Franklin Street. Upon completion, DPW will begin the project close out.

**PROJECT CHALLENGES / AREAS OF CONCERN:**

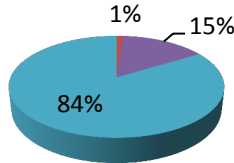
None to report

**Franklin Street Bulbouts**

PROJECT PHASE	BASELINE BUDGET	APPROVED BUDGET	ESTIMATE AT COMPLETION	BOND FUNDING	OTHER FUNDING	BOND SPENT	OTHER SPENT	BUDGET SPENT
PRE-DEVELOPMENT	\$0	\$0	\$0	\$0	\$0	\$0	\$0	-
CONCEPTUAL	\$3,524	\$3,524	\$3,524	\$3,403	\$0	\$3,403	\$0	96.6%
ENVIRONMENTAL	\$0	\$0	\$0	\$0	\$0	\$0	\$0	-
DETAIL DESIGN	\$45,243	\$45,243	\$45,243	\$45,364	\$0	\$45,105	\$0	99.7%
CONSTRUCTION	\$250,000	\$250,000	\$250,000	\$0	\$250,000	\$0	\$70,241	28.1%
<b>PROJECT TOTALS</b>	<b>\$298,767</b>	<b>\$298,767</b>	<b>\$298,767</b>	<b>\$48,767</b>	<b>\$250,000</b>	<b>\$48,508</b>	<b>\$70,241</b>	<b>39.7%</b>

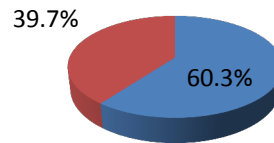
Funding Series Detail: \$48,767 2012B, \$0 2013, \$0 2014  
 Expenditure Series Detail: \$48,508 2012B, \$0 2013, \$0 2014

**Approved Budget By Phase**



- PRE-DEVELOPMENT
- ENVIRONMENTAL
- CONSTRUCTION
- CONCEPTUAL
- DETAIL DESIGN

**Budget Spent vs. Approved Budget Remaining**



- Remaining
- Spent

Project Phase	Start	Finish	2014												2015												2016												2017											
			J	F	M	A	M	J	J	A	S	O	N	D	J	F	M	A	M	J	J	A	S	O	N	D	J	F	M	A	M	J	J	A	S	O	N	D	J	F	M	A	M	J	J	A	S	O	N	D
<b>PRE-DEVELOPMENT</b>																																																		
Forecast/Actual																																																		
Approved																																																		
Baseline																																																		
<b>CONCEPTUAL</b>																																																		
Forecast/Actual	10/01/12	11/01/12																																																
Approved	10/01/12	11/01/12																																																
Baseline	10/01/12	11/01/12																																																
<b>ENVIRONMENTAL</b>																																																		
Forecast/Actual																																																		
Approved																																																		
Baseline																																																		
<b>DETAIL DESIGN</b>																																																		
Forecast/Actual	11/01/12	10/01/13																																																
Approved	11/01/12	10/01/13																																																
Baseline	11/01/12	10/01/13																																																
<b>CONSTRUCTION</b>																																																		
Forecast/Actual	01/15/14	12/31/14																																																
Approved	01/15/14	12/31/14																																																
Baseline	01/15/14	12/31/14																																																
<b>CONTRACT CLOSEOUT</b>																																																		
Forecast/Actual	12/31/14	07/01/15																																																
Approved	12/31/14	07/01/15																																																
Baseline	12/31/14	07/01/15																																																

**Geary-Gough-Peter Yorke Bulbout**

As part of the Department of Public Works' paving of Geary Boulevard, the SFMTA identified the intersection of Geary, Gough, and Peter Yorke as an intersection for needed pedestrian safety improvements. This intersection has one of the longest crossing distances in the city. The project designs and constructs a large bulbout on the northeast corner of Geary and Gough. It shortens the crossing distance and provides an accessible path of travel for pedestrians traveling west on the north side of Geary, approaching Gough.

To realize cost efficiencies and to accommodate the five year excavation moratorium, additional utilities work was added to the scope of the project managed by DPW. SFMTA costs have not changed but the schedule has been extended. Note Contract Value only reflects SFMTA costs for this scope.

<b>PROJECT INITIATION:</b> December 1, 2012	<b>PROJECT MANAGER:</b> Oliver Gajda (415) 701-4467
<b>CURRENT PROJECT PHASE:</b> Construction	<b>PROJECT ENGINEER:</b> Au Bui (DPW) (415) 554-8283
	<b>RESIDENT ENGINEER:</b>

<b>CONTRACTOR:</b> M Squared Construction Inc, 1278 20th Avenue - Suite C, SF, CA 94122	
<b>CONTRACT AWARD DATE:</b> January 13, 2014	<b>CONTRACT AWARD VALUE:</b> \$183,500
<b>NOTICE TO PROCEED:</b> April 7, 2014	<b>MODIFICATIONS TO-DATE:</b> \$0
<b>SUBSTANTIAL COMPLETION:</b> June 30, 2015	<b>TOTAL CONTRACT VALUE:</b> \$183,500
<b>FINAL COMPLETION:</b> June 30, 2015	<b>% MODIFICATION:</b>

**ACCOMPLISHMENTS THIS PERIOD:**

Construction is imminent but has not started this quarter.

**UPCOMING PROJECT MILESTONES: (3 MONTH LOOK-AHEAD)**

Construction slated to start after all underground utility work is completed along Gough Street.

**PROJECT CHALLENGES / AREAS OF CONCERN:**

If the underground work is delayed, then so will be the curb work including the bulb for this project (currently there are no delays expected).

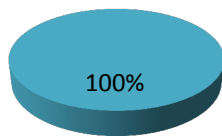


**Geary-Gough-Peter Yorke Bulbout**

PROJECT PHASE	BASELINE BUDGET	APPROVED BUDGET	ESTIMATE AT COMPLETION	BOND FUNDING	OTHER FUNDING	BOND SPENT	OTHER SPENT	BUDGET SPENT
PRE-DEVELOPMENT	\$0	\$0	\$0	\$0	\$0	\$0	\$0	-
CONCEPTUAL	\$0	\$0	\$0	\$0	\$0	\$0	\$0	-
ENVIRONMENTAL	\$0	\$0	\$0	\$0	\$0	\$0	\$0	-
DETAIL DESIGN	\$0	\$0	\$0	\$0	\$0	\$0	\$0	-
CONSTRUCTION	\$183,500	\$183,500	\$183,500	\$183,500	\$0	\$97,487	\$0	53.1%
<b>PROJECT TOTALS</b>	<b>\$183,500</b>	<b>\$183,500</b>	<b>\$183,500</b>	<b>\$183,500</b>	<b>\$0</b>	<b>\$97,487</b>	<b>\$0</b>	<b>53.1%</b>

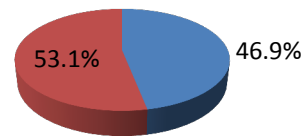
Funding Series Detail: \$183,500 2012B, \$0 2013, \$0 2014  
 Expenditure Series Detail: \$97,487 2012B, \$0 2013, \$0 2014

**Approved Budget By Phase**



- PRE-DEVELOPMENT
- ENVIRONMENTAL
- CONSTRUCTION
- CONCEPTUAL
- DETAIL DESIGN

**Budget Spent vs. Approved Budget Remaining**



- Remaining
- Spent

Project Phase	Start	Finish	2014												2015												2016												2017											
			J	F	M	A	M	J	J	A	S	O	N	D	J	F	M	A	M	J	J	A	S	O	N	D	J	F	M	A	M	J	J	A	S	O	N	D	J	F	M	A	M	J	J	A	S	O	N	D
<b>PRE-DEVELOPMENT</b>																																																		
Forecast/Actual																																																		
Approved																																																		
Baseline																																																		
<b>CONCEPTUAL</b>																																																		
Forecast/Actual																																																		
Approved																																																		
Baseline																																																		
<b>ENVIRONMENTAL</b>																																																		
Forecast/Actual																																																		
Approved																																																		
Baseline																																																		
<b>DETAIL DESIGN</b>																																																		
Forecast/Actual																																																		
Approved																																																		
Baseline																																																		
<b>CONSTRUCTION (including DETAIL DESIGN Activities)</b>																																																		
Forecast/Actual	04/01/13	06/30/15																																																
Approved	04/01/13	06/30/15																																																
Baseline	04/01/13	06/30/14																																																
<b>CONTRACT CLOSEOUT</b>																																																		
Forecast/Actual	06/30/15	09/30/15																																																
Approved	06/30/15	09/30/15																																																
Baseline	07/01/14	09/30/14																																																

**Gough Street Pedestrian Improvements**

As part of the Department of Public Works' paving of Gough St, the SFMTA identified four intersections for pedestrian improvements. The intersections of Gough/Turk, Gough/Grove, Gough/Hayes, and Gough/Fell will have pedestrian bulbouts implemented as part of the repaving project. These bulbouts will reduce pedestrian crossing distances and improve pedestrian visibility to drivers.

To realize cost efficiencies and to accommodate the five year excavation moratorium, additional utilities work was added to the scope of the project managed by DPW. SFMTA costs have not changed but the schedule has been extended. Note Contract Value only reflects SFMTA costs for this scope.

<b>PROJECT INITIATION:</b> December 1, 2012	<b>PROJECT MANAGER:</b> Oliver Gajda (415) 701-4467
<b>CURRENT PROJECT PHASE:</b> Construction	<b>PROJECT ENGINEER:</b> Au Bui (DPW) (415) 554-8283
	<b>RESIDENT ENGINEER:</b>

<b>CONTRACTOR:</b> M Squared Construction Inc, 1278 20th Avenue - Suite C, SF, CA 94122	
<b>CONTRACT AWARD DATE:</b> January 13, 2014	<b>CONTRACT AWARD VALUE:</b> \$514,000
<b>NOTICE TO PROCEED:</b> April 7, 2014	<b>MODIFICATIONS TO-DATE:</b> \$0
<b>SUBSTANTIAL COMPLETION:</b> June 30, 2015	<b>TOTAL CONTRACT VALUE:</b> \$514,000
<b>FINAL COMPLETION:</b> June 30, 2015	<b>% MODIFICATION:</b>

**ACCOMPLISHMENTS THIS PERIOD:**

Minimal construction work this quarter related to pedestrian improvements as PUC distribution work continues.

**UPCOMING PROJECT MILESTONES: (3 MONTH LOOK-AHEAD)**

Turk and Grove bulb construction.

**PROJECT CHALLENGES / AREAS OF CONCERN:**

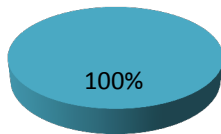
Timely completion of PUC work in order for pedestrian related improvements to begin.

**Gough Street Pedestrian Improvements**

PROJECT PHASE	BASELINE BUDGET	APPROVED BUDGET	ESTIMATE AT COMPLETION	BOND FUNDING	OTHER FUNDING	BOND SPENT	OTHER SPENT	BUDGET SPENT
PRE-DEVELOPMENT	\$0	\$0	\$0	\$0	\$0	\$0	\$0	-
CONCEPTUAL	\$0	\$0	\$0	\$0	\$0	\$0	\$0	-
ENVIRONMENTAL	\$0	\$0	\$0	\$0	\$0	\$0	\$0	-
DETAIL DESIGN	\$0	\$0	\$0	\$0	\$0	\$0	\$0	-
CONSTRUCTION	\$514,000	\$514,000	\$514,000	\$437,587	\$0	\$103,834	\$0	20.2%
<b>PROJECT TOTALS</b>	<b>\$514,000</b>	<b>\$514,000</b>	<b>\$514,000</b>	<b>\$437,587</b>	<b>\$0</b>	<b>\$103,834</b>	<b>\$0</b>	<b>20.2%</b>

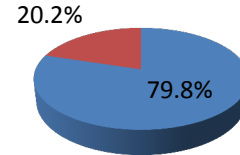
Funding Series Detail: \$437,587 2012B, \$0 2013, \$0 2014  
 Expenditure Series Detail: \$103,834 2012B, \$0 2013, \$0 2014

**Approved Budget By Phase**



- PRE-DEVELOPMENT
- CONCEPTUAL
- ENVIRONMENTAL
- DETAIL DESIGN
- CONSTRUCTION

**Budget Spent vs. Approved Budget Remaining**



- Remaining
- Spent

Project Phase	Start	Finish	2014				2015				2016				2017																				
			J	F	M	A	M	J	J	A	S	O	N	D	J	F	M	A	M	J	J	A	S	O	N	D	J	F	M	A	M	J	J	A	S
<b>PRE-DEVELOPMENT</b>																																			
Forecast/Actual																																			
Approved																																			
Baseline																																			
<b>CONCEPTUAL</b>																																			
Forecast/Actual																																			
Approved																																			
Baseline																																			
<b>ENVIRONMENTAL</b>																																			
Forecast/Actual																																			
Approved																																			
Baseline																																			
<b>DETAIL DESIGN</b>																																			
Forecast/Actual																																			
Approved																																			
Baseline																																			
<b>CONSTRUCTION (including DETAIL DESIGN Activities)</b>																																			
Forecast/Actual	04/01/13	06/30/15																																	
Approved	04/01/13	06/30/15																																	
Baseline	04/01/13	06/30/14																																	
<b>CONTRACT CLOSEOUT</b>																																			
Forecast/Actual	06/30/15	09/30/15																																	
Approved	06/30/15	09/30/15																																	
Baseline	07/01/14	09/30/14																																	

**Masonic Avenue Complete Streetscape**

The Masonic Avenue Complete Streetscape project's goal is to increase safety and accessibility for all modes of travel on Masonic Avenue, from Fell Street to Geary Boulevard (an eight block segment that is about 2/3 of a mile). Masonic Ave is a major north-south arterial in San Francisco, and is also the chief bike and transit route through the area. The street is auto-dominated, and has had a high rate of pedestrian and bicycle collisions. This project will re-allocate space to calm traffic, provide dedicated space for people on bicycles, and provide pedestrian enhancements, such as median refuge islands, bus boarding islands, and sidewalk landscaping. Note: Conceptual Engineering completed as a multiple-department planning effort (SFMTA Contributed \$35,364). Project Initiation below reflects Detail Design.

<b>PROJECT INITIATION:</b> January 1, 2014	<b>PROJECT MANAGER:</b> Maurice Gowney (415) 701-4549
<b>CURRENT PROJECT PHASE:</b> Detail Design	<b>PROJECT ENGINEER:</b> John Dennis (415) 558-4495
	<b>RESIDENT ENGINEER:</b> Keanway Kyi (415) 695-2090

**CONTRACTOR:** TBD

<b>CONTRACT AWARD DATE:</b>	<b>CONTRACT AWARD VALUE:</b>
<b>NOTICE TO PROCEED:</b>	<b>MODIFICATIONS TO-DATE:</b> \$0
<b>SUBSTANTIAL COMPLETION:</b>	<b>TOTAL CONTRACT VALUE:</b>
<b>FINAL COMPLETION:</b>	<b>% MODIFICATION:</b>

**ACCOMPLISHMENTS THIS PERIOD:**

95% Design completed. Modification of Geary and Hayes bulb started. Survey for additional Fell bulbs started. Draft signal design for Fell Street signal design completed.

Bi-weekly meetings: MTA Livable Streets, DPW (Landscaping, Hydraulics, Electrical, Roadway Design), CP% C Overhead Catenary System and PUC Distribution. Bi-weekly constructability meetings continue and have estimated the construction duration of 18mos.

Authorization to switch funding from OBAG federalized funds to local continues. Such change would ensure that the project would not be delayed by as much as two years and NEPA would be required.

**UPCOMING PROJECT MILESTONES: (3 MONTH LOOK-AHEAD)**

- 100% Design.
- Advertise.
- Confirmation of new funding source for construction.
- Cost and its allocation for accommodating Muni revenue and non revenue routes on Masonic.

**PROJECT CHALLENGES / AREAS OF CONCERN:**

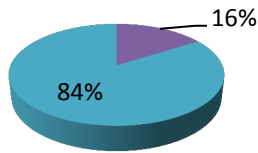
- Cost for accommodating Muni routes higher than expected.
- Funding swap difficulties.
- Unanticipated additional design needs.
- Underground rail yokes during construction.

**Masonic Avenue Complete Streetscape**

PROJECT PHASE	BASELINE BUDGET	APPROVED BUDGET	ESTIMATE AT COMPLETION	BOND FUNDING	OTHER FUNDING	BOND SPENT	OTHER SPENT	BUDGET SPENT
PRE-DEVELOPMENT	\$0	\$0	\$0	\$0	\$0	\$0	\$0	-
CONCEPTUAL	\$0	\$0	\$0	\$0	\$0	\$0	\$0	-
ENVIRONMENTAL	\$0	\$0	\$0	\$0	\$0	\$0	\$0	-
DETAIL DESIGN	\$2,340,000	\$3,030,786	\$3,030,786	\$3,021,058	\$185,365	\$892,503	\$185,365	35.6%
CONSTRUCTION	\$15,900,000	\$15,900,000	\$15,900,000	\$0	\$0	\$0	\$0	0.0%
<b>PROJECT TOTALS</b>	<b>\$18,240,000</b>	<b>\$18,930,786</b>	<b>\$18,930,786</b>	<b>\$3,021,058</b>	<b>\$185,365</b>	<b>\$892,503</b>	<b>\$185,365</b>	<b>5.7%</b>

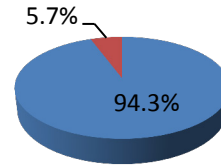
Funding Series Detail: \$0 2012B, \$3,021,058 2013, \$0 2014  
 Expenditure Series Detail: \$0 2012B, \$892,503 2013, \$0 2014

**Approved Budget By Phase**



- PRE-DEVELOPMENT
- ENVIRONMENTAL
- CONSTRUCTION
- CONCEPTUAL
- DETAIL DESIGN

**Budget Spent vs. Approved Budget Remaining**



- Remaining
- Spent

Project Phase	Start	Finish	2014												2015												2016												2017											
			J	F	M	A	M	J	J	A	S	O	N	D	J	F	M	A	M	J	J	A	S	O	N	D	J	F	M	A	M	J	J	A	S	O	N	D	J	F	M	A	M	J	J	A	S	O	N	D
<b>PRE-DEVELOPMENT</b>																																																		
Forecast/Actual																																																		
Approved																																																		
Baseline																																																		
<b>CONCEPTUAL</b>																																																		
Forecast/Actual																																																		
Approved																																																		
Baseline																																																		
<b>ENVIRONMENTAL</b>																																																		
Forecast/Actual																																																		
Approved																																																		
Baseline																																																		
<b>DETAIL DESIGN</b>																																																		
Forecast/Actual	01/01/14	05/01/15																																																
Approved	01/01/14	10/31/14																																																
Baseline	01/01/14	10/31/14																																																
<b>CONSTRUCTION</b>																																																		
Forecast/Actual	05/01/15	05/30/16																																																
Approved	05/01/15	05/30/16																																																
Baseline	05/01/15	05/30/16																																																
<b>CONTRACT CLOSEOUT</b>																																																		
Forecast/Actual	05/31/16	07/31/16																																																
Approved	05/31/16	07/31/16																																																
Baseline	05/31/16	07/31/16																																																

**Muni Forward - 5 Fulton Mid Route Phase I**

This project will implement engineering changes to reduce travel time and improve reliability on the 5 Fulton corridor along Fulton and McAllister Streets between Arguello Boulevard and Market Street. The 5 Fulton is a Rapid Network route and an important connector between the Richmond District and Downtown. The route's reliability and travel time are hampered in this segment by traffic congestion, closely spaced stops, and frequent stop signs on McAllister.

Project to be delivered as a change order to an existing DPW McAllister Paving contract..

<b>PROJECT INITIATION:</b> September 12, 2013	<b>PROJECT MANAGER:</b> Cathal Hennessy (415) 701-4548
<b>CURRENT PROJECT PHASE:</b> Construction	<b>PROJECT ENGINEER:</b> Robert Lim (415) 701-5669
	<b>RESIDENT ENGINEER:</b> Robin Park (DPW) (415) 554-8351

**CONTRACTOR:** Esquivel Grading and Paving

<b>CONTRACT AWARD DATE:</b> October 29, 2014	<b>CONTRACT AWARD VALUE:</b> \$486,000
<b>NOTICE TO PROCEED:</b> October 29, 2015	<b>MODIFICATIONS TO-DATE:</b> \$0
<b>SUBSTANTIAL COMPLETION:</b> June 1, 2015	<b>TOTAL CONTRACT VALUE:</b> \$486,000
<b>FINAL COMPLETION:</b> September 1, 2015	<b>% MODIFICATION:</b>

**ACCOMPLISHMENTS THIS PERIOD:**

The contractor completed the installation of the traffic signal conduits, pullboxes and transit bulbs.

**UPCOMING PROJECT MILESTONES: (3 MONTH LOOK-AHEAD)**

None to report.

**PROJECT CHALLENGES / AREAS OF CONCERN:**

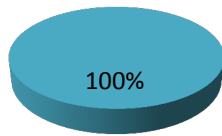
None to report.

**Muni Forward - 5 Fulton Mid Route Phase I**

PROJECT PHASE	BASELINE BUDGET	APPROVED BUDGET	ESTIMATE AT COMPLETION	BOND FUNDING	OTHER FUNDING	BOND SPENT	OTHER SPENT	BUDGET SPENT
PRE-DEVELOPMENT	\$0	\$0	\$0	\$0	\$0	\$0	\$0	-
CONCEPTUAL	\$0	\$0	\$0	\$0	\$0	\$0	\$0	-
ENVIRONMENTAL	\$0	\$0	\$0	\$0	\$0	\$0	\$0	-
DETAIL DESIGN	\$0	\$0	\$0	\$0	\$0	\$0	\$0	-
CONSTRUCTION	\$800,000	\$800,000	\$800,000	\$800,000	\$0	\$213,230	\$0	26.7%
<b>PROJECT TOTALS</b>	<b>\$800,000</b>	<b>\$800,000</b>	<b>\$800,000</b>	<b>\$800,000</b>	<b>\$0</b>	<b>\$213,230</b>	<b>\$0</b>	<b>26.7%</b>

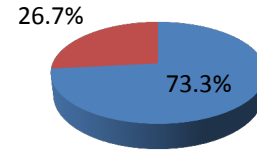
Funding Series Detail: \$0 2012B, \$800,000 2013, \$0 2014  
 Expenditure Series Detail: \$0 2012B, \$213,230 2013, \$0 2014

**Approved Budget By Phase**



- PRE-DEVELOPMENT
- CONCEPTUAL
- ENVIRONMENTAL
- DETAIL DESIGN
- CONSTRUCTION

**Budget Spent vs. Approved Budget Remaining**



- Remaining
- Spent

Project Phase	Start	Finish	2014				2015				2016				2017													
			J	F	M	A	M	J	J	A	S	O	N	D	J	F	M	A	M	J	J	A	S	O	N	D		
<b>PRE-DEVELOPMENT</b>																												
Forecast/Actual																												
Approved																												
Baseline																												
<b>CONCEPTUAL</b>																												
Forecast/Actual																												
Approved																												
Baseline																												
<b>ENVIRONMENTAL</b>																												
Forecast/Actual																												
Approved																												
Baseline																												
<b>DETAIL DESIGN</b>																												
Forecast/Actual																												
Approved																												
Baseline																												
<b>CONSTRUCTION (including DETAIL DESIGN Activities)</b>																												
Forecast/Actual	06/30/14	06/01/15																										
Approved	09/01/13	06/01/14																										
Baseline	09/01/13	06/01/14																										
<b>CONTRACT CLOSEOUT</b>																												
Forecast/Actual	06/01/15	09/01/15																										
Approved	06/01/15	09/01/15																										
Baseline	06/01/15	09/01/15																										

**Muni Forward - 5 Fulton Outer**

This project will implement engineering changes to reduce travel time and improve reliability on the 5 Fulton corridor along Fulton between 25th Avenue and the Great Highway. The 5 Fulton is a Rapid Network route and an important connector between the Richmond District and Downtown. The route's reliability and travel time are hampered in this segment by closely spaced stops and all way stop signs.

Project to be delivered as part of the DPW paving renovation contract.

PROJECT INITIATION:	September 12, 2013	PROJECT MANAGER:	Cathal Hennessy	(415) 701-4548
CURRENT PROJECT PHASE:	Detail Design	PROJECT ENGINEER:	Opehila Lau	415 554 8350
		RESIDENT ENGINEER:	TBD	TBD

CONTRACTOR:	TBD		
CONTRACT AWARD DATE:	TBD	CONTRACT AWARD VALUE:	TBD
NOTICE TO PROCEED:	TBD	MODIFICATIONS TO-DATE:	TBD
SUBSTANTIAL COMPLETION:	TBD	TOTAL CONTRACT VALUE:	
FINAL COMPLETION:	TBD	% MODIFICATION:	

**ACCOMPLISHMENTS THIS PERIOD:**

DPW continues to complete the contract design, specification and cost package.

**UPCOMING PROJECT MILESTONES: (3 MONTH LOOK-AHEAD)**

DPW to advertise the project.

**PROJECT CHALLENGES / AREAS OF CONCERN:**

None to report.

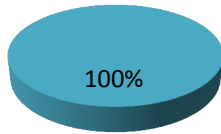


**Muni Forward - 5 Fulton Outer**

PROJECT PHASE	BASELINE BUDGET	APPROVED BUDGET	ESTIMATE AT COMPLETION	BOND FUNDING	OTHER FUNDING	BOND SPENT	OTHER SPENT	BUDGET SPENT
PRE-DEVELOPMENT	\$0	\$0	\$0	\$0	\$0	\$0	\$0	-
CONCEPTUAL	\$0	\$0	\$0	\$0	\$0	\$0	\$0	-
ENVIRONMENTAL	\$0	\$0	\$0	\$0	\$0	\$0	\$0	-
DETAIL DESIGN	\$0	\$0	\$0	\$0	\$0	\$0	\$0	-
CONSTRUCTION	\$905,000	\$905,000	\$1,200,000	\$1,505,000	\$0	\$12,679	\$0	1.4%
<b>PROJECT TOTALS</b>	<b>\$905,000</b>	<b>\$905,000</b>	<b>\$1,200,000</b>	<b>\$1,505,000</b>	<b>\$0</b>	<b>\$12,679</b>	<b>\$0</b>	<b>1.4%</b>

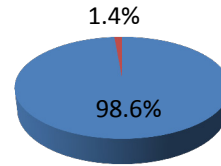
Funding Series Detail: \$0 2012B, \$1,505,000 2013, \$0 2014  
 Expenditure Series Detail: \$0 2012B, \$12,679 2013, \$0 2014

**Approved Budget By Phase**



- PRE-DEVELOPMENT ■ CONCEPTUAL
- ENVIRONMENTAL ■ DETAIL DESIGN
- CONSTRUCTION

**Budget Spent vs. Approved Budget Remaining**



- Remaining ■ Spent

Project Phase	Start	Finish	2014				2015				2016				2017																					
			J	F	M	A	M	J	J	A	S	O	N	D	J	F	M	A	M	J	J	A	S	O	N	D	J	F	M	A	M	J	J	A	S	O
<b>PRE-DEVELOPMENT</b>																																				
Forecast/Actual																																				
Approved																																				
Baseline																																				
<b>CONCEPTUAL</b>																																				
Forecast/Actual																																				
Approved																																				
Baseline																																				
<b>ENVIRONMENTAL</b>																																				
Forecast/Actual																																				
Approved																																				
Baseline																																				
<b>DETAIL DESIGN</b>																																				
Forecast/Actual																																				
Approved																																				
Baseline																																				
<b>CONSTRUCTION (including DETAIL DESIGN Activities)</b>																																				
Forecast/Actual	09/01/13	12/31/16	[Gantt bar chart showing construction activity from 09/01/13 to 12/31/16]																																	
Approved	09/01/13	06/01/15	[Gantt bar chart showing approved period from 09/01/13 to 06/01/15]																																	
Baseline	09/01/13	06/01/15	[Gantt bar chart showing baseline period from 09/01/13 to 06/01/15]																																	
<b>CONTRACT CLOSEOUT</b>																																				
Forecast/Actual	No	No																																		
Approved	No	No																																		
Baseline	No	No																																		

**Muni Green Center Roof Rehabilitation**

Replace the Main Shop Building roof, install new rooftop HVAC equipment, and remove abandoned HVAC equipment and associated components.

<b>PROJECT INITIATION:</b> June 1, 2009	<b>PROJECT MANAGER:</b> Kenny Ngan (415) 701-5489
<b>CURRENT PROJECT PHASE:</b> Complete	<b>PROJECT ENGINEER:</b> Matthew Fong (415) 701-4340
	<b>RESIDENT ENGINEER:</b> Victor Yuen (415) 706-1142

<b>CONTRACTOR:</b> Pioneer Contractors, Inc., 1485 Armstrong Avenue, San Francisco, CA 94124	
<b>CONTRACT AWARD DATE:</b> January 15, 2013	<b>CONTRACT AWARD VALUE:</b> \$4,301,800
<b>NOTICE TO PROCEED:</b> April 1, 2013	<b>MODIFICATIONS TO-DATE:</b> \$739,370
<b>SUBSTANTIAL COMPLETION:</b> August 1, 2014	<b>TOTAL CONTRACT VALUE:</b> \$5,041,170
<b>FINAL COMPLETION:</b> May 1, 2015	<b>% MODIFICATION:</b>

**ACCOMPLISHMENTS THIS PERIOD:**

No further reporting; project closed out.

**UPCOMING PROJECT MILESTONES: (3 MONTH LOOK-AHEAD)**

No further reporting; project closed out.

**PROJECT CHALLENGES / AREAS OF CONCERN:**

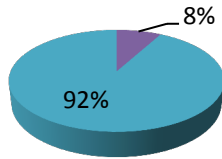
No further reporting; project closed out.

**Muni Green Center Roof Rehabilitation**

PROJECT PHASE	BASELINE BUDGET	APPROVED BUDGET	ESTIMATE AT COMPLETION	BOND FUNDING	OTHER FUNDING	BOND SPENT	OTHER SPENT	BUDGET SPENT
PRE-DEVELOPMENT	\$0	\$0	\$0	\$0	\$0	\$0	\$0	-
CONCEPTUAL	\$0	\$0	\$0	\$0	\$0	\$0	\$0	-
ENVIRONMENTAL	\$0	\$0	\$0	\$0	\$0	\$0	\$0	-
DETAIL DESIGN	\$607,628	\$549,769	\$542,076	\$349,540	\$200,000	\$344,915	\$197,161	98.6%
CONSTRUCTION	\$4,692,372	\$6,287,422	\$5,885,303	\$5,890,034	\$300,000	\$5,790,935	\$261,443	96.3%
<b>PROJECT TOTALS</b>	<b>\$5,300,000</b>	<b>\$6,837,191</b>	<b>\$6,427,379</b>	<b>\$6,239,574</b>	<b>\$500,000</b>	<b>\$6,135,850</b>	<b>\$458,604</b>	<b>96.4%</b>

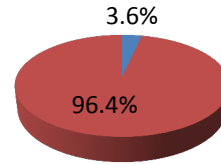
Funding Series Detail: \$6,239,574 2012B, \$0 2013, \$0 2014  
 Expenditure Series Detail: \$6,135,850 2012B, \$0 2013, \$0 2014

**Approved Budget By Phase**



- PRE-DEVELOPMENT ■ CONCEPTUAL
- ENVIRONMENTAL ■ DETAIL DESIGN
- CONSTRUCTION

**Budget Spent vs. Approved Budget Remaining**



- Remaining ■ Spent

Project Phase	Start	Finish	2014												2015												2016												2017											
			J	F	M	A	M	J	J	A	S	O	N	D	J	F	M	A	M	J	J	A	S	O	N	D	J	F	M	A	M	J	J	A	S	O	N	D	J	F	M	A	M	J	J	A	S	O	N	D
<b>PRE-DEVELOPMENT</b>																																																		
Forecast/Actual																																																		
Approved																																																		
Baseline																																																		
<b>CONCEPTUAL</b>																																																		
Forecast/Actual																																																		
Approved																																																		
Baseline																																																		
<b>ENVIRONMENTAL</b>																																																		
Forecast/Actual																																																		
Approved																																																		
Baseline																																																		
<b>DETAIL DESIGN</b>																																																		
Forecast/Actual	05/02/12	03/31/13																																																
Approved	05/02/12	03/31/13																																																
Baseline	05/02/12	11/30/12																																																
<b>CONSTRUCTION</b>																																																		
Forecast/Actual	04/01/13	08/01/14																																																
Approved	04/01/13	12/01/13																																																
Baseline	12/01/12	06/29/13																																																
<b>CONTRACT CLOSEOUT</b>																																																		
Forecast/Actual	08/02/14	05/01/15																																																
Approved	12/02/13	04/01/14																																																
Baseline	06/30/13	10/28/13																																																

**Muni Metro Sunset Tunnel Rail Rehabilitation**

Upgrade and reconstruct aging N-Line railway infrastructure in the Sunset Tunnel, which includes replacing track work, overhead contact system components, feeder cables, the curve signal system, and firefighting standpipe components; cleaning drain lines; and adding conduit for a future emergency bluelight telephone system.

Additional scope has been identified to address the findings from the Tunnel Seismic Vulnerability Study Report dated February 29, 2012. Scope elements include obtaining a geotechnical report evaluating the portal walls for earthquake loading and incorporating any resulting design requirements, such as a foundation retrofit, into the Final Design package.

<b>PROJECT INITIATION:</b> May 11, 2012	<b>PROJECT MANAGER:</b> Tess Kavanagh (415) 701-4212
<b>CURRENT PROJECT PHASE:</b> Construction	<b>PROJECT ENGINEER:</b> Mark Rudnicki (415) 701-4243
	<b>RESIDENT ENGINEER:</b>

**CONTRACTOR:** Proven Management Inc., 712 Sansome Street, San Francisco, CA 94111

<b>CONTRACT AWARD DATE:</b> January 21, 2014	<b>CONTRACT AWARD VALUE:</b> \$16,123,600
<b>NOTICE TO PROCEED:</b> April 21, 2014	<b>MODIFICATIONS TO-DATE:</b> \$0
<b>SUBSTANTIAL COMPLETION:</b> May 16, 2015	<b>TOTAL CONTRACT VALUE:</b> \$16,123,600
<b>FINAL COMPLETION:</b> August 11, 2015	<b>% MODIFICATION:</b>

**ACCOMPLISHMENTS THIS PERIOD:**

Weekend shutdown #4 was completed for weekend of January 10.

Contractor submitted proposal to install feeder cable for overhead lines in surface-mounted fiberglass conduit instead of using existing embedded conduit because of deteriorating condition of existing conduit. Currently under review by CM and Engineering teams. Expected change order will be ROM of \$500,000.

**UPCOMING PROJECT MILESTONES: (3 MONTH LOOK-AHEAD)**

Next weekend shutdown to be determined.

Appeal hearing with Board of Appeals March 18.

**PROJECT CHALLENGES / AREAS OF CONCERN:**

Drain Line inspections have revealed more extensive damage than previously known. Will require more repair work than was previously included in contract. Team working with contractor to develop solution that will minimize impact to track way replacement work.

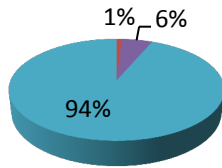
Concern regarding potential major delay and cost impacts caused by appeal of Night Noise Permit process. With baseball season beginning in April, opportunities for re-scheduling shutdowns will become more difficult over the upcoming spring and summer months.

**Muni Metro Sunset Tunnel Rail Rehabilitation**

PROJECT PHASE	BASELINE BUDGET	APPROVED BUDGET	ESTIMATE AT COMPLETION	BOND FUNDING	OTHER FUNDING	BOND SPENT	OTHER SPENT	BUDGET SPENT
PRE-DEVELOPMENT	\$0	\$0	\$0	\$0	\$0	\$0	\$0	-
CONCEPTUAL	\$200,000	\$275,544	\$275,544	\$0	\$275,544	\$0	\$275,544	100.0%
ENVIRONMENTAL	\$0	\$0	\$0	\$0	\$0	\$0	\$0	-
DETAIL DESIGN	\$2,100,000	\$1,628,480	\$1,215,945	\$900,000	\$453,804	\$900,000	\$315,945	74.7%
CONSTRUCTION	\$29,700,000	\$27,700,000	\$24,700,000	\$7,500,000	\$16,708,676	\$3,709,825	\$1,823,328	20.0%
<b>PROJECT TOTALS</b>	<b>\$32,000,000</b>	<b>\$29,604,024</b>	<b>\$26,191,489</b>	<b>\$8,400,000</b>	<b>\$17,438,024</b>	<b>\$4,609,825</b>	<b>\$2,414,817</b>	<b>23.7%</b>

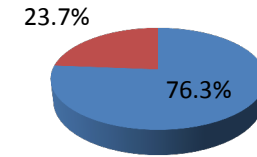
Funding Series Detail: \$900,000 2012B, \$7,500,000 2013, \$0 2014  
 Expenditure Series Detail: \$900,000 2012B, \$3,709,825 2013, \$0 2014

**Approved Budget By Phase**



- PRE-DEVELOPMENT
- CONCEPTUAL
- ENVIRONMENTAL
- DETAIL DESIGN
- CONSTRUCTION

**Budget Spent vs. Approved Budget Remaining**



- Remaining
- Spent

Project Phase	Start	Finish	2014				2015				2016				2017																						
			J	F	M	A	M	J	J	A	S	O	N	D	J	F	M	A	M	J	J	A	S	O	N	D	J	F	M	A	M	J	J	A	S	O	N
<b>PRE-DEVELOPMENT</b>																																					
Forecast/Actual																																					
Approved																																					
Baseline																																					
<b>CONCEPTUAL</b>																																					
Forecast/Actual	05/01/12	10/29/12																																			
Approved	05/01/12	10/29/12																																			
Baseline	05/01/12	10/29/12																																			
<b>ENVIRONMENTAL</b>																																					
Forecast/Actual																																					
Approved																																					
Baseline																																					
<b>DETAIL DESIGN</b>																																					
Forecast/Actual	10/30/12	04/20/14																																			
Approved	10/30/12	08/26/13																																			
Baseline	10/30/12	08/26/13																																			
<b>CONSTRUCTION</b>																																					
Forecast/Actual	04/21/14	05/16/15																																			
Approved	04/21/14	05/16/15																																			
Baseline	08/27/13	10/20/14																																			
<b>CONTRACT CLOSEOUT</b>																																					
Forecast/Actual	05/17/15	08/11/15																																			
Approved	05/17/15	08/11/15																																			
Baseline	10/21/14	01/19/15																																			

### Muni Metro Turnback Rail Rehabilitation

Replace all worn rail from Folsom Portal to Embarcadero Station, totaling approximately 3,600 linear feet (LF) of running rail and 1,060 LF of guard rail. In addition, replacement of one corroded fire suppression deluge valve (with associated trim) as well as the refurbishment of five deluge access panels will be completed. As part of the deluge valve replacement, all safety protocol by the SFFD and NFPA 13 will be followed, including a fire watch during the system shutdown period and a full test of the deluge system in the presence of the SFFD following the valve replacement.

PROJECT INITIATION: March 5, 2012  
CURRENT PROJECT PHASE: Complete

PROJECT MANAGER: Kenny Ngan (415) 701-5489  
PROJECT ENGINEER: Sandy Ng (415) 701-4231  
RESIDENT ENGINEER: Victor Yuen (415) 706-1142

CONTRACTOR: NTK Construction, Inc., 501 Cesar Chavez, Suite 123, San Francisco, CA 94124

CONTRACT AWARD DATE: February 1, 2013	CONTRACT AWARD VALUE: \$800,400
NOTICE TO PROCEED: March 5, 2013	MODIFICATIONS TO-DATE: \$0
SUBSTANTIAL COMPLETION: September 1, 2013	TOTAL CONTRACT VALUE: \$800,400
FINAL COMPLETION: October 31, 2013	% MODIFICATION:

#### ACCOMPLISHMENTS THIS PERIOD:

No further reporting; project closed out.

#### UPCOMING PROJECT MILESTONES: (3 MONTH LOOK-AHEAD)

No further reporting; project closed out.

#### PROJECT CHALLENGES / AREAS OF CONCERN:

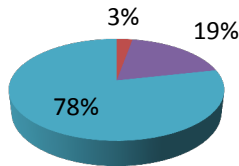
No further reporting; project closed out.

**Muni Metro Turnback Rail Rehabilitation**

PROJECT PHASE	BASELINE BUDGET	APPROVED BUDGET	ESTIMATE AT COMPLETION	BOND FUNDING	OTHER FUNDING	BOND SPENT	OTHER SPENT	BUDGET SPENT
PRE-DEVELOPMENT	\$0	\$0	\$0	\$0	\$0	\$0	\$0	-
CONCEPTUAL	\$90,000	\$90,000	\$42,477	\$0	\$42,477	\$0	\$42,477	47.2%
ENVIRONMENTAL	\$0	\$0	\$0	\$0	\$0	\$0	\$0	-
DETAIL DESIGN	\$590,000	\$590,000	\$144,226	\$89,504	\$54,722	\$89,504	\$54,722	24.4%
CONSTRUCTION	\$2,920,000	\$2,476,190	\$1,545,862	\$1,595,422	\$0	\$1,545,862	\$0	62.4%
<b>PROJECT TOTALS</b>	<b>\$3,600,000</b>	<b>\$3,156,190</b>	<b>\$1,732,565</b>	<b>\$1,684,926</b>	<b>\$97,199</b>	<b>\$1,635,366</b>	<b>\$97,199</b>	<b>54.9%</b>

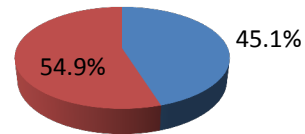
Funding Series Detail: \$1,684,926 2012B, \$0 2013, \$0 2014  
 Expenditure Series Detail: \$1,635,366 2012B, \$0 2013, \$0 2014

**Approved Budget By Phase**



- PRE-DEVELOPMENT
- ENVIRONMENTAL
- CONSTRUCTION
- CONCEPTUAL
- DETAIL DESIGN

**Budget Spent vs. Approved Budget Remaining**



- Remaining
- Spent

Project Phase	Start	Finish	2014				2015				2016				2017																				
			J	F	M	A	M	J	J	A	S	O	N	D	J	F	M	A	M	J	J	A	S	O	N	D	J	F	M	A	M	J	J	A	S
<b>PRE-DEVELOPMENT</b>																																			
Forecast/Actual																																			
Approved																																			
Baseline																																			
<b>CONCEPTUAL</b>																																			
Forecast/Actual	03/05/12	05/01/12																																	
Approved	03/05/12	07/01/12																																	
Baseline	03/05/12	07/01/12																																	
<b>ENVIRONMENTAL</b>																																			
Forecast/Actual																																			
Approved																																			
Baseline																																			
<b>DETAIL DESIGN</b>																																			
Forecast/Actual	05/02/12	03/04/13																																	
Approved	07/02/12	03/15/13																																	
Baseline	07/02/12	03/15/13																																	
<b>CONSTRUCTION</b>																																			
Forecast/Actual	03/05/13	09/01/13																																	
Approved	03/16/13	12/01/13																																	
Baseline	03/16/13	12/01/13																																	
<b>CONTRACT CLOSEOUT</b>																																			
Forecast/Actual	09/02/13	10/31/13																																	
Approved	12/02/13	04/01/14																																	
Baseline	12/02/13	04/01/14																																	

**Muni Metro Turnback Water Intrusion Mitigation**

Mitigate water intrusion within the Muni Metro Turnback box structure area, including grouting cracks with epoxy, cleaning and clearing drainage system, replacing water diversion channels, and cleaning and applying epoxy to corroded conduits.

<b>PROJECT INITIATION:</b> March 5, 2012	<b>PROJECT MANAGER:</b> Kenny Ngan (415) 701-5489
<b>CURRENT PROJECT PHASE:</b> Complete	<b>PROJECT ENGINEER:</b> Joseph Nguyen (415) 701-4262
	<b>RESIDENT ENGINEER:</b>

<b>CONTRACTOR:</b> SFMTA Job Order Contract (JOC)	
<b>CONTRACT AWARD DATE:</b> December 19, 2012	<b>CONTRACT AWARD VALUE:</b> \$203,054
<b>NOTICE TO PROCEED:</b> December 19, 2012	<b>MODIFICATIONS TO-DATE:</b> \$0
<b>SUBSTANTIAL COMPLETION:</b> June 15, 2013	<b>TOTAL CONTRACT VALUE:</b> \$203,054
<b>FINAL COMPLETION:</b> November 1, 2013	<b>% MODIFICATION:</b>

**ACCOMPLISHMENTS THIS PERIOD:**

No further reporting; project closed out.

**UPCOMING PROJECT MILESTONES: (3 MONTH LOOK-AHEAD)**

No further reporting; project closed out.

**PROJECT CHALLENGES / AREAS OF CONCERN:**

No further reporting; project closed out.





**Muni Metro Twin Peaks Tunnel Rail Replacement**

Replace track-work from West Portal to west of Castro Station, replace the single track crossover between West Portal and Forest Hill Stations, replace track turnouts and approximately 100 feet of track-work on each shoofly track at the Old Eureka Station, replace switch machines and track switch controllers and make seismic improvements to the tunnel.

<b>PROJECT INITIATION:</b> August 1, 1998	<b>PROJECT MANAGER:</b> David Greenaway (415) 701-4237
<b>CURRENT PROJECT PHASE:</b> Construction	<b>PROJECT ENGINEER:</b> Prester Wilson (415) 701-4272
	<b>RESIDENT ENGINEER:</b>

<b>CONTRACTOR:</b> TBD
------------------------

<b>CONTRACT AWARD DATE:</b> TBD	<b>CONTRACT AWARD VALUE:</b> \$31,197,197
<b>NOTICE TO PROCEED:</b> October 31, 2015	<b>MODIFICATIONS TO-DATE:</b> \$0
<b>SUBSTANTIAL COMPLETION:</b> October 30, 2016	<b>TOTAL CONTRACT VALUE:</b> \$31,197,197
<b>FINAL COMPLETION:</b> February 28, 2017	<b>% MODIFICATION:</b>

**ACCOMPLISHMENTS THIS PERIOD:**

Continued bi-weekly meetings with service planning and maintenance to develop work windows.

**UPCOMING PROJECT MILESTONES: (3 MONTH LOOK-AHEAD)**

Finalize allowable construction work windows with the Transit Division in February and complete bid documents.

**PROJECT CHALLENGES / AREAS OF CONCERN:**

The tunnel shutdowns required to perform the work will have a major impact on Transit Operations. Reviewing options and continuing to work with Transit Scheduling, Operations and other CP&C project managers to coordinate and consolidate subway shutdown and bus substitution related schedule. The construction schedule is subject to change based on the final work windows decided upon.

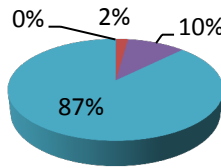
No construction work can start until the ATCS project completes the removal of impedance bonds in the existing track to be completed by the end of February.

**Muni Metro Twin Peaks Tunnel Rail Replacement**

PROJECT PHASE	BASELINE BUDGET	APPROVED BUDGET	ESTIMATE AT COMPLETION	BOND FUNDING	OTHER FUNDING	BOND SPENT	OTHER SPENT	BUDGET SPENT
PRE-DEVELOPMENT	\$50,000	\$50,000	\$73,920	\$0	\$73,920	\$0	\$73,920	147.8%
CONCEPTUAL	\$997,920	\$997,920	\$628,707	\$0	\$645,538	\$0	\$628,707	63.0%
ENVIRONMENTAL	\$0	\$0	\$0	\$0	\$0	\$0	\$0	-
DETAIL DESIGN	\$4,866,780	\$4,866,780	\$4,535,123	\$2,286,000	\$0	\$1,645,979	\$0	33.8%
CONSTRUCTION	\$40,965,300	\$40,965,300	\$40,965,300	\$0	\$0	\$0	\$0	0.0%
<b>PROJECT TOTALS</b>	<b>\$46,880,000</b>	<b>\$46,880,000</b>	<b>\$46,203,050</b>	<b>\$2,286,000</b>	<b>\$719,458</b>	<b>\$1,645,979</b>	<b>\$702,627</b>	<b>5.0%</b>

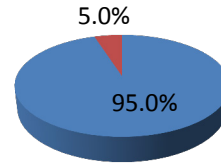
Funding Series Detail: \$0 2012B, \$2,286,000 2013, \$0 2014  
 Expenditure Series Detail: \$0 2012B, \$1,645,979 2013, \$0 2014

**Approved Budget By Phase**



- PRE-DEVELOPMENT
- CONCEPTUAL
- ENVIRONMENTAL
- DETAIL DESIGN
- CONSTRUCTION

**Budget Spent vs. Approved Budget Remaining**



- Remaining
- Spent

Project Phase	Start	Finish	2014				2015				2016				2017																						
			J	F	M	A	M	J	J	A	S	O	N	D	J	F	M	A	M	J	J	A	S	O	N	D	J	F	M	A	M	J	J	A	S	O	N
<b>PRE-DEVELOPMENT</b>																																					
Forecast/Actual																																					
Approved																																					
Baseline																																					
<b>CONCEPTUAL</b>																																					
Forecast/Actual	02/01/13	03/31/13																																			
Approved	02/01/13	03/31/13																																			
Baseline	02/01/13	03/31/13																																			
<b>ENVIRONMENTAL</b>																																					
Forecast/Actual																																					
Approved																																					
Baseline																																					
<b>DETAIL DESIGN</b>																																					
Forecast/Actual	09/02/13	10/30/15																																			
Approved	09/02/13	10/30/15																																			
Baseline	08/02/13	08/01/14																																			
<b>CONSTRUCTION</b>																																					
Forecast/Actual	10/31/15	10/30/16																																			
Approved	10/31/15	10/30/16																																			
Baseline	08/02/14	08/01/15																																			
<b>CONTRACT CLOSEOUT</b>																																					
Forecast/Actual	10/31/16	02/28/17																																			
Approved	10/31/16	02/28/17																																			
Baseline	08/02/15	11/30/15																																			

**Operator Convenience Facilities Phase II**

Design and construct a minimum of nine operator convenience facilities at various locations in the city.

<b>PROJECT INITIATION:</b> August 1, 2014	<b>PROJECT MANAGER:</b> Tess Kavanagh (415) 701-4212
<b>CURRENT PROJECT PHASE:</b> Conceptual	<b>PROJECT ENGINEER:</b> Robert Mau (415) 701-4509
	<b>RESIDENT ENGINEER:</b>

<b>CONTRACTOR:</b> TBD	
<b>CONTRACT AWARD DATE:</b> April 1, 2014	<b>CONTRACT AWARD VALUE:</b> \$2,400,000
<b>NOTICE TO PROCEED:</b> August 11, 2016	<b>MODIFICATIONS TO-DATE:</b> \$0
<b>SUBSTANTIAL COMPLETION:</b> February 6, 2018	<b>TOTAL CONTRACT VALUE:</b> \$2,400,000
<b>FINAL COMPLETION:</b> August 8, 2018	<b>% MODIFICATION:</b>

**ACCOMPLISHMENTS THIS PERIOD:**

Conceptual Design packages submitted to Daly City for review by their planning department.

19th & Buckingham site submitted to the SF Art Commission on January 12.

Received design renderings from DPW BOA for the 48th & Rivera and Sunnydale sites.

**UPCOMING PROJECT MILESTONES: (3 MONTH LOOK-AHEAD)**

Proposed re-design of 19th & Buckingham site to be submitted for SFAC informal review in early February.

Community meeting for 48th & Rivera site on February 26.

**PROJECT CHALLENGES / AREAS OF CONCERN:**

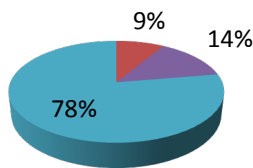
None to report.

**Operator Convenience Facilities Phase II**

PROJECT PHASE	BASELINE BUDGET	APPROVED BUDGET	ESTIMATE AT COMPLETION	BOND FUNDING	OTHER FUNDING	BOND SPENT	OTHER SPENT	BUDGET SPENT
PRE-DEVELOPMENT	\$0	\$0	\$0	\$0	\$0	\$0	\$0	-
CONCEPTUAL	\$445,000	\$445,000	\$445,000	\$445,000	\$0	\$55,812	\$0	12.5%
ENVIRONMENTAL	\$0	\$0	\$0	\$0	\$0	\$0	\$0	-
DETAIL DESIGN	\$705,000	\$705,000	\$705,000	\$0	\$0	\$0	\$0	0.0%
CONSTRUCTION	\$4,000,000	\$4,000,000	\$4,000,000	\$0	\$0	\$0	\$0	0.0%
<b>PROJECT TOTALS</b>	<b>\$5,150,000</b>	<b>\$5,150,000</b>	<b>\$5,150,000</b>	<b>\$445,000</b>	<b>\$0</b>	<b>\$55,812</b>	<b>\$0</b>	<b>1.1%</b>

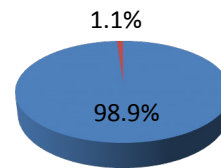
Funding Series Detail: \$0 2012B, \$445,000 2013, \$0 2014  
 Expenditure Series Detail: \$0 2012B, \$55,812 2013, \$0 2014

**Approved Budget By Phase**



- PRE-DEVELOPMENT
- CONCEPTUAL
- ENVIRONMENTAL
- DETAIL DESIGN
- CONSTRUCTION

**Budget Spent vs. Approved Budget Remaining**



- Remaining
- Spent

Project Phase	Start	Finish	2014				2015				2016				2017																				
			J	F	M	A	M	J	J	A	S	O	N	D	J	F	M	A	M	J	J	A	S	O	N	D	J	F	M	A	M	J	J	A	S
<b>PRE-DEVELOPMENT</b>																																			
Forecast/Actual																																			
Approved																																			
Baseline																																			
<b>CONCEPTUAL</b>																																			
Forecast/Actual	08/01/14	04/10/15																																	
Approved	08/01/14	04/10/15																																	
Baseline	08/01/14	01/31/15																																	
<b>ENVIRONMENTAL</b>																																			
Forecast/Actual																																			
Approved																																			
Baseline																																			
<b>DETAIL DESIGN</b>																																			
Forecast/Actual	04/13/15	08/10/16																																	
Approved	04/13/15	08/10/16																																	
Baseline	02/01/15	04/30/15																																	
<b>CONSTRUCTION</b>																																			
Forecast/Actual	08/11/16	02/06/18																																	
Approved	08/11/16	02/06/18																																	
Baseline	05/01/15	09/02/15																																	
<b>CONTRACT CLOSEOUT</b>																																			
Forecast/Actual	02/07/18	08/08/18																																	
Approved	02/07/18	08/08/18																																	
Baseline	09/03/15	11/04/15																																	

**Operator Restrooms (Operator Convenience Facilities Phase I)**

Design and construct a minimum of six operator convenience facilities at various locations in the city.

Note: Contract Award Date represents the date of the purchase order for the pre-fabricated units. Contract Award Value represents the cost to purchase units and install.

<b>PROJECT INITIATION:</b> February 15, 2009	<b>PROJECT MANAGER:</b> Tess Kavanagh (415) 701-4212
<b>CURRENT PROJECT PHASE:</b> Construction	<b>PROJECT ENGINEER:</b> Robert Mau (415) 701-4509
	<b>RESIDENT ENGINEER:</b>

<b>CONTRACTOR:</b> SFMTA Job Order Contract (JOC)	
<b>CONTRACT AWARD DATE:</b> December 21, 2012	<b>CONTRACT AWARD VALUE:</b> \$1,143,000
<b>NOTICE TO PROCEED:</b> December 26, 2012	<b>MODIFICATIONS TO-DATE:</b> \$0
<b>SUBSTANTIAL COMPLETION:</b> May 29, 2015	<b>TOTAL CONTRACT VALUE:</b> \$1,143,000
<b>FINAL COMPLETION:</b> July 29, 2015	<b>% MODIFICATION:</b>

**ACCOMPLISHMENTS THIS PERIOD:**

- Issued NTP to DPW JOC for site prep work for 48th & Ortega.
- Construction work at Presidio site continues.
- Submitted 19th & Buckingham site design to SF Art Commission (SFAC) for review.

**UPCOMING PROJECT MILESTONES: (3 MONTH LOOK-AHEAD)**

- Issue NTP to DPW JOC for site prep work at 32nd & Geary.
- Continue community outreach effort for Phase 2.
- Substantially complete Micro LBE contract.
- Proposed re-design of 19th & Buckingham site to be submitted for SFAC informal review in early February.

**PROJECT CHALLENGES / AREAS OF CONCERN:**

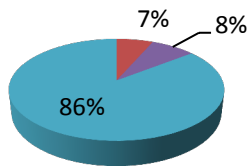
None to report.

**Operator Restrooms (Operator Convenience Facilities Phase I)**

PROJECT PHASE	BASELINE BUDGET	APPROVED BUDGET	ESTIMATE AT COMPLETION	BOND FUNDING	OTHER FUNDING	BOND SPENT	OTHER SPENT	BUDGET SPENT
PRE-DEVELOPMENT	\$0	\$0	\$0	\$0	\$0	\$0	\$0	-
CONCEPTUAL	\$170,000	\$169,352	\$169,352	\$0	\$169,352	\$0	\$169,352	100.0%
ENVIRONMENTAL	\$0	\$0	\$0	\$0	\$0	\$0	\$0	-
DETAIL DESIGN	\$765,000	\$205,125	\$205,125	\$0	\$205,125	\$0	\$205,125	100.0%
CONSTRUCTION	\$900,000	\$2,208,662	\$2,447,691	\$850,000	\$1,324,662	\$419,648	\$1,091,318	68.4%
<b>PROJECT TOTALS</b>	<b>\$1,835,000</b>	<b>\$2,583,139</b>	<b>\$2,822,168</b>	<b>\$850,000</b>	<b>\$1,699,139</b>	<b>\$419,648</b>	<b>\$1,465,795</b>	<b>73.0%</b>

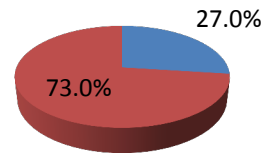
Funding Series Detail: \$0 2012B, \$850,000 2013, \$0 2014  
 Expenditure Series Detail: \$0 2012B, \$419,648 2013, \$0 2014

**Approved Budget By Phase**



- PRE-DEVELOPMENT
- ENVIRONMENTAL
- CONSTRUCTION
- CONCEPTUAL
- DETAIL DESIGN

**Budget Spent vs. Approved Budget Remaining**



- Remaining
- Spent

Project Phase	Start	Finish	2014				2015				2016				2017																				
			J	F	M	A	M	J	J	A	S	O	N	D	J	F	M	A	M	J	J	A	S	O	N	D	J	F	M	A	M	J	J	A	S
<b>PRE-DEVELOPMENT</b>																																			
Forecast/Actual																																			
Approved																																			
Baseline																																			
<b>CONCEPTUAL</b>																																			
Forecast/Actual	05/01/10	03/01/11																																	
Approved	05/01/10	03/01/11																																	
Baseline	05/01/10	03/01/11																																	
<b>ENVIRONMENTAL</b>																																			
Forecast/Actual																																			
Approved																																			
Baseline																																			
<b>DETAIL DESIGN</b>																																			
Forecast/Actual	08/01/12	02/02/14																																	
Approved	08/01/12	02/02/14																																	
Baseline	08/01/12	11/30/13																																	
<b>CONSTRUCTION</b>																																			
Forecast/Actual	02/03/14	05/29/15																																	
Approved	02/03/14	09/11/15																																	
Baseline	11/30/13	02/29/16																																	
<b>CONTRACT CLOSEOUT</b>																																			
Forecast/Actual	05/30/15	07/29/15																																	
Approved	09/12/15	01/10/16																																	
Baseline	03/01/16	09/01/16																																	

**Parking Garage Projects**

This project involves the restoration of 38 parking facilities that provide nearly 15,000 parking spaces, 90,000 sq. ft. of retail space and generate over \$85M in annual gross revenues. The overall project includes structural/seismic upgrades, energy efficient lighting, mechanical system upgrades (e.g. elevators, HVAC, sump pumps), expanded electric vehicle (EV) charging and bike parking as well as compliance with ADA regulations and various Planning, Building and Fire Codes.

<b>PROJECT INITIATION:</b> October 1, 2012	<b>PROJECT MANAGER:</b> Rob Malone (415) 701-2430
<b>CURRENT PROJECT PHASE:</b> Detail Design	<b>PROJECT ENGINEER:</b>
	<b>RESIDENT ENGINEER:</b>

**CONTRACTOR:** TBD

<b>CONTRACT AWARD DATE:</b>	<b>CONTRACT AWARD VALUE:</b>
<b>NOTICE TO PROCEED:</b>	<b>MODIFICATIONS TO-DATE:</b> \$0
<b>SUBSTANTIAL COMPLETION:</b>	<b>TOTAL CONTRACT VALUE:</b>
<b>FINAL COMPLETION:</b>	<b>% MODIFICATION:</b>

**ACCOMPLISHMENTS THIS PERIOD:**

Waterproofing design work completed on 5th & Mission, Sutter Stockton and Ellis O'Farrell in November 2014.

Structural Strengthening conceptual design for 5th & Mission and Sutter Stockton completed in November 2014

Ellis O'Farrell Top Deck Waterproofing JOC construction contract was awarded December 2014 (NTP scheduled for April 27, 2015)

**UPCOMING PROJECT MILESTONES: (3 MONTH LOOK-AHEAD)**

Ventilation improvement design was completed on Japan Center, Golden Gateway and Sutter Stockton in February 2015. Golden Gateway and Sutter Stockton Ventilation improvement projects advertised for bid March 2015.

Structural Strengthening conceptual design for Ellis O'Farrell completed March 2015.

Elevator replacement project at Moscone Garage in planning phase. Elevator assessment and repair projects initiated at Six Garages.

**PROJECT CHALLENGES / AREAS OF CONCERN:**

None to report.

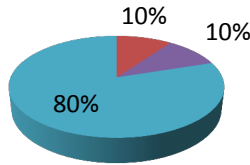


**Parking Garage Projects**

PROJECT PHASE	BASELINE BUDGET	APPROVED BUDGET	ESTIMATE AT COMPLETION	BOND FUNDING	OTHER FUNDING	BOND SPENT	OTHER SPENT	BUDGET SPENT
PRE-DEVELOPMENT	\$0	\$0	\$0	\$0	\$0	\$0	\$0	-
CONCEPTUAL	\$3,000,000	\$3,000,000	\$3,000,000	\$1,265,394	\$0	\$885,963	\$0	29.5%
ENVIRONMENTAL	\$0	\$0	\$0	\$0	\$0	\$0	\$0	-
DETAIL DESIGN	\$3,000,000	\$3,000,000	\$3,000,000	\$492,150	\$0	\$113,323	\$0	3.8%
CONSTRUCTION	\$24,000,000	\$24,000,000	\$24,000,000	\$4,312,198	\$0	\$1,076,904	\$0	4.5%
<b>PROJECT TOTALS</b>	<b>\$30,000,000</b>	<b>\$30,000,000</b>	<b>\$30,000,000</b>	<b>\$6,069,742</b>	<b>\$0</b>	<b>\$2,076,190</b>	<b>\$0</b>	<b>6.9%</b>

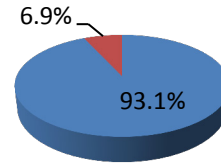
Funding Series Detail: \$4,347,311 2012B, \$1,722,431 2013, \$0 2014  
 Expenditure Series Detail: \$1,674,729 2012B, \$401,461 2013, \$0 2014

**Approved Budget By Phase**



- PRE-DEVELOPMENT
- CONCEPTUAL
- ENVIRONMENTAL
- DETAIL DESIGN
- CONSTRUCTION

**Budget Spent vs. Approved Budget Remaining**



- Remaining
- Spent

Project Phase	Start	Finish	2014				2015				2016				2017													
			J	F	M	A	M	J	J	A	S	O	N	D	J	F	M	A	M	J	J	A	S	O	N	D		
<b>PRE-DEVELOPMENT</b>																												
Forecast/Actual																												
Approved																												
Baseline																												
<b>CONCEPTUAL</b>																												
Forecast/Actual	10/01/12	06/30/15																										
Approved	10/01/12	03/31/15																										
Baseline	10/01/12	03/31/15																										
<b>ENVIRONMENTAL</b>																												
Forecast/Actual																												
Approved																												
Baseline																												
<b>DETAIL DESIGN</b>																												
Forecast/Actual	01/01/13	12/31/15																										
Approved	01/01/13	09/30/15																										
Baseline	01/01/13	09/30/15																										
<b>CONSTRUCTION</b>																												
Forecast/Actual	07/01/13	11/15/17																										
Approved	07/01/13	09/30/15																										
Baseline	07/01/13	09/30/15																										
<b>CONTRACT CLOSEOUT</b>																												
Forecast/Actual	10/01/13	12/10/17																										
Approved	10/01/13	12/10/17																										
Baseline	10/01/13	12/10/17																										

**Pedestrian Countdown Signals 3**

This project will design pedestrian countdown signals (PCS) at 11 intersections and accessible pedestrian signals (APS) at an additional 8 intersections. Of the 11 intersections where PCS will be added, 3 of those will also have APS added. PCS locations are prioritized using factors such as collision history, inclusion in a Walk First corridor, proximity to schools and commercial districts and requests from the public. Most of these intersections will involve a full signal upgrade with new conduits, pullboxes, poles, larger signal heads, controllers, etc. A small number of locations have conduits that are in satisfactory condition such that pedestrian signals can be added using existing signal infrastructure. Note: Conceptual work prior to project initiation.

<b>PROJECT INITIATION:</b> March 1, 2014	<b>PROJECT MANAGER:</b> Harvey Quan (415) 701-4640
<b>CURRENT PROJECT PHASE:</b> Detail Design	<b>PROJECT ENGINEER:</b> Norman Wong (415) 701-4600
	<b>RESIDENT ENGINEER:</b>

**CONTRACTOR:** TBD

<b>CONTRACT AWARD DATE:</b>	<b>CONTRACT AWARD VALUE:</b>
<b>NOTICE TO PROCEED:</b>	<b>MODIFICATIONS TO-DATE:</b> \$0
<b>SUBSTANTIAL COMPLETION:</b>	<b>TOTAL CONTRACT VALUE:</b>
<b>FINAL COMPLETION:</b>	<b>% MODIFICATION:</b>

**ACCOMPLISHMENTS THIS PERIOD:**

- Completed APS installation at 4th/Howard and 5th/Howard.
- Initial conceptual design prepared for all remaining locations.

**UPCOMING PROJECT MILESTONES: (3 MONTH LOOK-AHEAD)**

None to report.

**PROJECT CHALLENGES / AREAS OF CONCERN:**

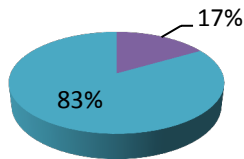
None to report.

**Pedestrian Countdown Signals 3**

PROJECT PHASE	BASELINE BUDGET	APPROVED BUDGET	ESTIMATE AT COMPLETION	BOND FUNDING	OTHER FUNDING	BOND SPENT	OTHER SPENT	BUDGET SPENT
PRE-DEVELOPMENT	\$0	\$0	\$0	\$0	\$0	\$0	\$0	-
CONCEPTUAL	\$0	\$0	\$0	\$0	\$0	\$0	\$0	-
ENVIRONMENTAL	\$0	\$0	\$0	\$0	\$0	\$0	\$0	-
DETAIL DESIGN	\$500,000	\$500,000	\$500,000	\$200,000	\$0	\$32,118	\$0	6.4%
CONSTRUCTION	\$2,500,000	\$2,500,000	\$2,500,000	\$0	\$0	\$0	\$0	0.0%
<b>PROJECT TOTALS</b>	<b>\$3,000,000</b>	<b>\$3,000,000</b>	<b>\$3,000,000</b>	<b>\$200,000</b>	<b>\$0</b>	<b>\$32,118</b>	<b>\$0</b>	<b>1.1%</b>

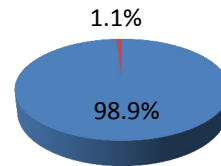
Funding Series Detail: \$0 2012B, \$200,000 2013, \$0 2014  
 Expenditure Series Detail: \$0 2012B, \$32,118 2013, \$0 2014

**Approved Budget By Phase**



- PRE-DEVELOPMENT ■ CONCEPTUAL
- ENVIRONMENTAL ■ DETAIL DESIGN
- CONSTRUCTION

**Budget Spent vs. Approved Budget Remaining**



- Remaining ■ Spent

Project Phase	Start	Finish	2014				2015				2016				2017																					
			J	F	M	A	M	J	J	A	S	O	N	D	J	F	M	A	M	J	J	A	S	O	N	D	J	F	M	A	M	J	J	A	S	O
<b>PRE-DEVELOPMENT</b>																																				
Forecast/Actual																																				
Approved																																				
Baseline																																				
<b>CONCEPTUAL</b>																																				
Forecast/Actual																																				
Approved																																				
Baseline																																				
<b>ENVIRONMENTAL</b>																																				
Forecast/Actual																																				
Approved																																				
Baseline																																				
<b>DETAIL DESIGN</b>																																				
Forecast/Actual	03/01/14	12/31/14																																		
Approved	03/01/14	12/31/14																																		
Baseline	03/01/14	12/31/14																																		
<b>CONSTRUCTION</b>																																				
Forecast/Actual	01/01/15	05/31/16																																		
Approved	01/01/15	05/31/16																																		
Baseline	01/01/15	05/31/16																																		
<b>CONTRACT CLOSEOUT</b>																																				
Forecast/Actual	06/01/16	09/01/16																																		
Approved	06/01/16	09/01/16																																		
Baseline	06/01/16	09/01/16																																		

**Persia Triangle Street Improvements**

Vision Zero improvements identified through WalkFirst including a new pedestrian bulb at the northwest corner of Mission and Ocean, extension of the pedestrian bulb at the southwest corner of Mission and Ocean, and signal upgrades on Mission/Ocean, Alemany/Ocean, and Mission/Persia. Project also includes a pilot phase that involved painted bulb-outs.

<b>PROJECT INITIATION:</b> March 1, 2010	<b>PROJECT MANAGER:</b> Robert Lim (415) 701-5669
<b>CURRENT PROJECT PHASE:</b> Construction	<b>PROJECT ENGINEER:</b> Ophelia Lau (415) 554-8350
	<b>RESIDENT ENGINEER:</b> Ashley Hall (415) 554-8351

<b>CONTRACTOR:</b> Precision Engineering, Inc. (PEI)	
<b>CONTRACT AWARD DATE:</b> December 10, 2014	<b>CONTRACT AWARD VALUE:</b> \$1,257,389
<b>NOTICE TO PROCEED:</b> March 1, 2015	<b>MODIFICATIONS TO-DATE:</b> \$0
<b>SUBSTANTIAL COMPLETION:</b> December 31, 2015	<b>TOTAL CONTRACT VALUE:</b> \$1,257,389
<b>FINAL COMPLETION:</b> June 30, 2016	<b>% MODIFICATION:</b>

**ACCOMPLISHMENTS THIS PERIOD:**

Project Advertised, Contract awarded.

**UPCOMING PROJECT MILESTONES: (3 MONTH LOOK-AHEAD)**

NTP issued, begin construction.

**PROJECT CHALLENGES / AREAS OF CONCERN:**

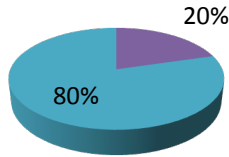
None to report.

Persia Triangle Street Improvements

PROJECT PHASE	BASELINE BUDGET	APPROVED BUDGET	ESTIMATE AT COMPLETION	BOND FUNDING	OTHER FUNDING	BOND SPENT	OTHER SPENT	BUDGET SPENT
PRE-DEVELOPMENT	\$0	\$0	\$0	\$0	\$0	\$0	\$0	-
CONCEPTUAL	\$0	\$0	\$0	\$0	\$0	\$0	\$0	-
ENVIRONMENTAL	\$0	\$0	\$0	\$0	\$0	\$0	\$0	-
DETAIL DESIGN	\$323,030	\$323,030	\$323,030	\$0	\$323,030	\$0	\$74,100	22.9%
CONSTRUCTION	\$1,257,389	\$1,257,389	\$1,257,389	\$450,000	\$807,389	\$0	\$112,154	8.9%
<b>PROJECT TOTALS</b>	<b>\$1,580,419</b>	<b>\$1,580,419</b>	<b>\$1,580,419</b>	<b>\$450,000</b>	<b>\$1,130,419</b>	<b>\$0</b>	<b>\$186,254</b>	<b>11.8%</b>

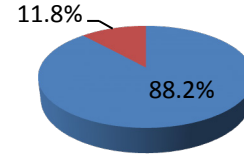
Funding Series Detail: \$0 2012B, \$450,000 2013, \$0 2014  
 Expenditure Series Detail: \$0 2012B, \$0 2013, \$0 2014

Approved Budget By Phase



- PRE-DEVELOPMENT
- ENVIRONMENTAL
- CONSTRUCTION
- CONCEPTUAL
- DETAIL DESIGN

Budget Spent vs. Approved Budget Remaining



- Remaining
- Spent

Project Phase	Start	Finish	2014				2015				2016				2017																							
			J	F	M	A	M	J	J	A	S	O	N	D	J	F	M	A	M	J	J	A	S	O	N	D	J	F	M	A	M	J	J	A	S	O	N	D
<b>PRE-DEVELOPMENT</b>																																						
Forecast/Actual																																						
Approved																																						
Baseline																																						
<b>CONCEPTUAL</b>																																						
Forecast/Actual																																						
Approved																																						
Baseline																																						
<b>ENVIRONMENTAL</b>																																						
Forecast/Actual																																						
Approved																																						
Baseline																																						
<b>DETAIL DESIGN</b>																																						
Forecast/Actual	03/01/10	08/01/14																																				
Approved	03/01/10	08/01/14																																				
Baseline	03/01/10	08/01/14																																				
<b>CONSTRUCTION</b>																																						
Forecast/Actual	03/01/15	03/01/16																																				
Approved	03/01/15	03/01/16																																				
Baseline	03/01/15	03/01/16																																				
<b>CONTRACT CLOSEOUT</b>																																						
Forecast/Actual	03/31/16	12/01/16																																				
Approved	03/31/16	12/01/16																																				
Baseline	03/31/16	12/01/16																																				

**Procurement of New Light Rail Vehicles (LRV4)**

To procure up to 260 light rail vehicles. The project scope includes the design, manufacture, delivery and test of LRVs. Also included are spare parts, special tools, training, documentation and associated services,. This procurement includes the purchase of 151 LRVs to replace the existing fleet, 24 LRVs to start new revenue service on Central Subway Extension and 85 LRV's to accommodate projected ridership increase in the coming ten years. The new vehicles will be delivered as follows: Phase I (24 Base Order Vehicles) and Phase II (151 Base Order Vehicles – 25-175). The Optional Delivery Phase includes the purchase of up to 85 LRVs.

Detail Design budget adjusted to reflect design work being performed under another SFMTA project.

Current approved budget is for Phase I only.

<b>PROJECT INITIATION:</b> December 1, 2012	<b>PROJECT MANAGER:</b> Trinh Nguyen (415) 701-4602
<b>CURRENT PROJECT PHASE:</b> Contract Initiation (Construction)	<b>PROJECT ENGINEER:</b>
	<b>RESIDENT ENGINEER:</b>

<b>CONTRACTOR:</b> Siemens Industry Inc
---

<b>CONTRACT AWARD DATE:</b> September 19, 2014	<b>CONTRACT AWARD VALUE:</b> \$1,192,651,577
<b>NOTICE TO PROCEED:</b> September 30, 2014	<b>MODIFICATIONS TO-DATE:</b> \$0
<b>SUBSTANTIAL COMPLETION:</b> December 30, 2018	<b>TOTAL CONTRACT VALUE:</b> \$1,192,651,577
<b>FINAL COMPLETION:</b> December 30, 2021	<b>% MODIFICATION:</b>

**ACCOMPLISHMENTS THIS PERIOD:**

Project Kick-Off Meeting was held on October 31, 2014.

Outreach to the public and stakeholders on interior seating arrangement and color and exterior variations took place in November 2014.

In-reach to staff on systems and components of the vehicle design began December 2014.

**UPCOMING PROJECT MILESTONES: (3 MONTH LOOK-AHEAD)**

Continue in-reach and vehicle design process.

**PROJECT CHALLENGES / AREAS OF CONCERN:**

Continue efforts to identifying funding sources.

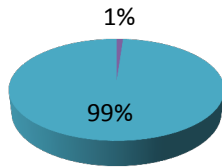
Insufficient project engineering staff.

**Procurement of New Light Rail Vehicles (LRV4)**

PROJECT PHASE	BASELINE BUDGET	APPROVED BUDGET	ESTIMATE AT COMPLETION	BOND FUNDING	OTHER FUNDING	BOND SPENT	OTHER SPENT	BUDGET SPENT
PRE-DEVELOPMENT	\$0	\$0	\$0	\$0	\$0	\$0	\$0	-
CONCEPTUAL	\$0	\$0	\$0	\$0	\$0	\$0	\$0	-
ENVIRONMENTAL	\$0	\$0	\$0	\$0	\$0	\$0	\$0	-
DETAIL DESIGN	\$2,000,000	\$2,000,000	\$0	\$0	\$0	\$0	\$0	0.0%
CONSTRUCTION	\$1,422,473,225	\$172,638,229	\$172,578,211	\$25,000,000	\$131,153,142	\$73,981	\$0	0.0%
<b>PROJECT TOTALS</b>	<b>\$1,424,473,225</b>	<b>\$174,638,229</b>	<b>\$172,578,211</b>	<b>\$25,000,000</b>	<b>\$131,153,142</b>	<b>\$73,981</b>	<b>\$0</b>	<b>0.0%</b>

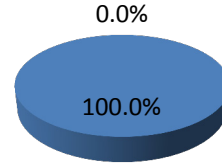
Funding Series Detail: \$0 2012B, \$25,000,000 2013, \$0 2014  
 Expenditure Series Detail: \$0 2012B, \$73,981 2013, \$0 2014

**Approved Budget By Phase**



- PRE-DEVELOPMENT ■ CONCEPTUAL
- ENVIRONMENTAL ■ DETAIL DESIGN
- CONSTRUCTION

**Budget Spent vs. Approved Budget Remaining**



- Remaining ■ Spent

Project Phase	Start	Finish	2014					2015					2016					2017																													
			J	F	M	A	M	J	J	A	S	O	N	D	J	F	M	A	M	J	J	A	S	O	N	D	J	F	M	A	M	J	J	A	S	O	N	D	J	F	M	A	M	J	J	A	S
<b>PRE-DEVELOPMENT</b>																																															
Forecast/Actual																																															
Approved																																															
Baseline																																															
<b>CONCEPTUAL</b>																																															
Forecast/Actual																																															
Approved																																															
Baseline																																															
<b>ENVIRONMENTAL</b>																																															
Forecast/Actual																																															
Approved																																															
Baseline																																															
<b>DETAIL DESIGN</b>																																															
Forecast/Actual	10/01/12	06/30/13																																													
Approved	10/01/12	06/30/13																																													
Baseline	10/01/12	06/30/13																																													
<b>CONSTRUCTION</b>																																															
Forecast/Actual	07/01/14	12/30/18																																													
Approved	07/01/14	12/30/18																																													
Baseline	07/01/14	12/30/18																																													
<b>CONTRACT CLOSEOUT</b>																																															
Forecast/Actual	01/01/19	12/30/21																																													
Approved	01/01/19	12/30/21																																													
Baseline	01/01/19	12/30/21																																													

**Safe Routes to School Projects - Alamo Elementary**

Construct bus bulb-outs at the intersection on California Street at 21st Avenue; Construct pedestrian refuge islands on California Street at 21st and 24th Avenues; Construct speed humps on 22nd and 23rd Avenues between California and Clement Streets; Install pedestrian countdown signals on 25th Avenue at Lake and California Streets; Install bicycle racks at Alamo Elementary School.

<b>PROJECT INITIATION:</b> June 1, 2008	<b>PROJECT MANAGER:</b> Adrian Leung (415)749-2538
<b>CURRENT PROJECT PHASE:</b> Construction	<b>PROJECT ENGINEER:</b> Josef Munoz (415)554-8284
	<b>RESIDENT ENGINEER:</b> Amy Lam (415)437-7048

**CONTRACTOR:** TBD

<b>CONTRACT AWARD DATE:</b>	<b>CONTRACT AWARD VALUE:</b>
<b>NOTICE TO PROCEED:</b>	<b>MODIFICATIONS TO-DATE:</b> \$0
<b>SUBSTANTIAL COMPLETION:</b>	<b>TOTAL CONTRACT VALUE:</b>
<b>FINAL COMPLETION:</b>	<b>% MODIFICATION:</b>

**ACCOMPLISHMENTS THIS PERIOD:**

Last stages of detailed design; advertised bid; selected contractor; removed Caltrans red flag status.

**UPCOMING PROJECT MILESTONES: (3 MONTH LOOK-AHEAD)**

Award bid; NTP.

**PROJECT CHALLENGES / AREAS OF CONCERN:**

None to report.

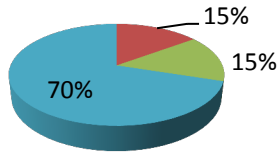


**Safe Routes to School Projects - Alamo Elementary**

PROJECT PHASE	BASELINE BUDGET	APPROVED BUDGET	ESTIMATE AT COMPLETION	BOND FUNDING	OTHER FUNDING	BOND SPENT	OTHER SPENT	BUDGET SPENT
PRE-DEVELOPMENT	\$0	\$0	\$0	\$0	\$0	\$0	\$0	-
CONCEPTUAL	\$132,175	\$132,175	\$130,161	\$0	\$132,175	\$0	\$130,161	98.5%
ENVIRONMENTAL	\$132,175	\$132,175	\$114,674	\$0	\$132,175	\$0	\$114,674	86.8%
DETAIL DESIGN	\$0	\$0	\$0	\$0	\$0	\$0	\$0	-
CONSTRUCTION	\$619,458	\$619,458	\$619,458	\$61,100	\$558,358	\$0	\$0	0.0%
<b>PROJECT TOTALS</b>	<b>\$883,808</b>	<b>\$883,808</b>	<b>\$864,293</b>	<b>\$61,100</b>	<b>\$822,708</b>	<b>\$0</b>	<b>\$244,835</b>	<b>27.7%</b>

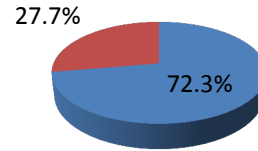
Funding Series Detail: \$0 2012B, \$61,100 2013, \$0 2014  
 Expenditure Series Detail: \$0 2012B, \$0 2013, \$0 2014

**Approved Budget By Phase**



- PRE-DEVELOPMENT
- CONCEPTUAL
- ENVIRONMENTAL
- DETAIL DESIGN
- CONSTRUCTION

**Budget Spent vs. Approved Budget Remaining**



- Remaining
- Spent

Project Phase	Start	Finish	2014				2015				2016				2017																				
			J	F	M	A	M	J	J	A	S	O	N	D	J	F	M	A	M	J	J	A	S	O	N	D	J	F	M	A	M	J	J	A	S
<b>PRE-DEVELOPMENT</b>																																			
Forecast/Actual																																			
Approved																																			
Baseline																																			
<b>CONCEPTUAL</b>																																			
Forecast/Actual	06/01/08	02/01/12																																	
Approved	06/01/08	02/01/12																																	
Baseline	06/01/08	02/01/12																																	
<b>ENVIRONMENTAL</b>																																			
Forecast/Actual	03/01/12	12/18/12																																	
Approved	03/01/12	12/18/12																																	
Baseline	03/01/12	12/18/12																																	
<b>DETAIL DESIGN</b>																																			
Forecast/Actual																																			
Approved																																			
Baseline																																			
<b>CONSTRUCTION (including DETAIL DESIGN Activities)</b>																																			
Forecast/Actual	01/01/13	12/01/15																																	
Approved	01/01/13	12/01/15																																	
Baseline	01/01/13	12/01/15																																	
<b>CONTRACT CLOSEOUT</b>																																			
Forecast/Actual	12/31/15	12/31/16																																	
Approved	12/31/15	12/31/16																																	
Baseline	12/31/15	12/31/16																																	

**Traffic Calming Improvements - Applications**

Traffic Calming Spot Improvements Project (Site Specific Traffic Calming Projects -17 locations) funds the design and construction of the 2013/14 Application-Based Residential Street Traffic Calming projects (17 locations). SFMTA will complete design, legislation and construction for approximately 30 separate traffic calming devices (e.g. speed humps, speed cushions, concrete bulbs) from 17 approved separate traffic calming sites.

Our Detailed Design was more costly than in the original budget, but our updated cost estimate for construction is reduced, for the same total budget at this time.

<b>PROJECT INITIATION:</b> May 31, 2014	<b>PROJECT MANAGER:</b> Miriam Sorell (415) 701-4770
<b>CURRENT PROJECT PHASE:</b> Detailed Design	<b>PROJECT ENGINEER:</b>
	<b>RESIDENT ENGINEER:</b>

**CONTRACTOR:** City Forces

<b>CONTRACT AWARD DATE:</b>	<b>CONTRACT AWARD VALUE:</b>
<b>NOTICE TO PROCEED:</b>	<b>MODIFICATIONS TO-DATE:</b> \$0
<b>SUBSTANTIAL COMPLETION:</b>	<b>TOTAL CONTRACT VALUE:</b>
<b>FINAL COMPLETION:</b>	<b>% MODIFICATION:</b>

**ACCOMPLISHMENTS THIS PERIOD:**

- All SFMTA detailed design including finishing legislation and balloting.
- Preparation of Work Orders.
- Updating of Striping Drawings.

**UPCOMING PROJECT MILESTONES: (3 MONTH LOOK-AHEAD)**

Construction.

**PROJECT CHALLENGES / AREAS OF CONCERN:**

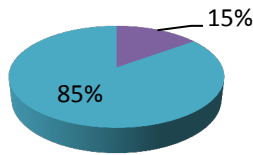
Delays to construction due to DPW being oversubscribed.

**Traffic Calming Improvements - Applications**

PROJECT PHASE	BASELINE BUDGET	APPROVED BUDGET	ESTIMATE AT COMPLETION	BOND FUNDING	OTHER FUNDING	BOND SPENT	OTHER SPENT	BUDGET SPENT
PRE-DEVELOPMENT	\$0	\$0	\$0	\$0	\$0	\$0	\$0	-
CONCEPTUAL	\$0	\$0	\$0	\$0	\$0	\$0	\$0	-
ENVIRONMENTAL	\$0	\$0	\$0	\$0	\$0	\$0	\$0	-
DETAIL DESIGN	\$35,460	\$35,460	\$110,460	\$35,460	\$0	\$101,531	\$0	286.3%
CONSTRUCTION	\$200,940	\$200,940	\$125,940	\$200,940	\$0	\$0	\$0	0.0%
<b>PROJECT TOTALS</b>	<b>\$236,400</b>	<b>\$236,400</b>	<b>\$236,400</b>	<b>\$236,400</b>	<b>\$0</b>	<b>\$101,531</b>	<b>\$0</b>	<b>42.9%</b>

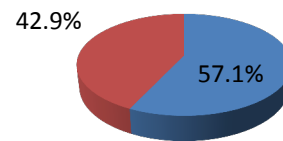
Funding Series Detail: \$0 2012B, \$236,400 2013, \$0 2014  
 Expenditure Series Detail: \$0 2012B, \$101,531 2013, \$0 2014

**Approved Budget By Phase**



- PRE-DEVELOPMENT
- ENVIRONMENTAL
- CONSTRUCTION
- CONCEPTUAL
- DETAIL DESIGN

**Budget Spent vs. Approved Budget Remaining**



- Remaining
- Spent

Project Phase	Start	Finish	2014				2015				2016				2017																				
			J	F	M	A	M	J	J	A	S	O	N	D	J	F	M	A	M	J	J	A	S	O	N	D	J	F	M	A	M	J	J	A	S
<b>PRE-DEVELOPMENT</b>																																			
Forecast/Actual																																			
Approved																																			
Baseline																																			
<b>CONCEPTUAL</b>																																			
Forecast/Actual																																			
Approved																																			
Baseline																																			
<b>ENVIRONMENTAL</b>																																			
Forecast/Actual																																			
Approved																																			
Baseline																																			
<b>DETAIL DESIGN</b>																																			
Forecast/Actual	07/01/14	12/31/14																																	
Approved	07/01/14	12/31/14																																	
Baseline	07/01/14	12/31/14																																	
<b>CONSTRUCTION</b>																																			
Forecast/Actual	03/01/15	06/30/15																																	
Approved	01/01/15	04/30/15																																	
Baseline	01/01/15	04/30/15																																	
<b>CONTRACT CLOSEOUT</b>																																			
Forecast/Actual	07/01/15	12/30/15																																	
Approved	07/01/15	12/30/15																																	
Baseline	01/01/15	06/30/15																																	

**Traffic Calming Improvements - Area Wide**

Backlog of Area Wide Traffic Calming projects - (49 locations) (\$777,700): Planning, design, legislation and construction for 49 separate traffic calming devices (e.g. speed humps, traffic islands and raised crosswalks) from 6 separate traffic calming area-wide planning projects.

PROJECT INITIATION: May 31, 2014	PROJECT MANAGER: Miriam Sorell (415) 701-4770
CURRENT PROJECT PHASE: Conceptual	PROJECT ENGINEER:
	RESIDENT ENGINEER:

CONTRACTOR: City Forces

CONTRACT AWARD DATE:	CONTRACT AWARD VALUE:
NOTICE TO PROCEED:	MODIFICATIONS TO-DATE: \$0
SUBSTANTIAL COMPLETION:	TOTAL CONTRACT VALUE:
FINAL COMPLETION:	% MODIFICATION:

**ACCOMPLISHMENTS THIS PERIOD:**

- Field Visits.
- Conceptual Designs.

**UPCOMING PROJECT MILESTONES: (3 MONTH LOOK-AHEAD)**

- Data Collection.
- Review project history.
- Preparation for Legislative Phase.

**PROJECT CHALLENGES / AREAS OF CONCERN:**

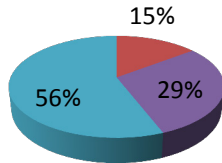
Delays to construction due to DPW being oversubscribed.

**Traffic Calming Improvements - Area Wide**

PROJECT PHASE	BASELINE BUDGET	APPROVED BUDGET	ESTIMATE AT COMPLETION	BOND FUNDING	OTHER FUNDING	BOND SPENT	OTHER SPENT	BUDGET SPENT
PRE-DEVELOPMENT	\$0	\$0	\$0	\$0	\$0	\$0	\$0	-
CONCEPTUAL	\$114,268	\$114,268	\$114,268	\$114,268	\$0	\$25,296	\$0	22.1%
ENVIRONMENTAL	\$0	\$0	\$0	\$0	\$0	\$0	\$0	-
DETAIL DESIGN	\$228,532	\$228,532	\$228,532	\$228,532	\$0	\$0	\$0	0.0%
CONSTRUCTION	\$434,900	\$434,900	\$434,900	\$434,900	\$0	\$0	\$0	0.0%
<b>PROJECT TOTALS</b>	<b>\$777,700</b>	<b>\$777,700</b>	<b>\$777,700</b>	<b>\$777,700</b>	<b>\$0</b>	<b>\$25,296</b>	<b>\$0</b>	<b>3.3%</b>

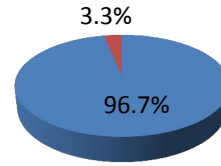
Funding Series Detail: \$0 2012B, \$777,700 2013, \$0 2014  
 Expenditure Series Detail: \$0 2012B, \$25,296 2013, \$0 2014

**Approved Budget By Phase**



- PRE-DEVELOPMENT ■ CONCEPTUAL
- ENVIRONMENTAL ■ DETAIL DESIGN
- CONSTRUCTION

**Budget Spent vs. Approved Budget Remaining**



- Remaining ■ Spent

Project Phase	Start	Finish	2014												2015												2016												2017											
			J	F	M	A	M	J	J	A	S	O	N	D	J	F	M	A	M	J	J	A	S	O	N	D	J	F	M	A	M	J	J	A	S	O	N	D	J	F	M	A	M	J	J	A	S	O	N	D
<b>PRE-DEVELOPMENT</b>																																																		
Forecast/Actual																																																		
Approved																																																		
Baseline																																																		
<b>CONCEPTUAL</b>																																																		
Forecast/Actual	05/31/14	09/30/15	[Gantt chart showing activity from May 2014 to September 2015]																																															
Approved	05/31/14	09/30/14	[Gantt chart showing activity from May 2014 to September 2014]																																															
Baseline	05/31/14	09/30/14	[Gantt chart showing activity from May 2014 to September 2014]																																															
<b>ENVIRONMENTAL</b>																																																		
Forecast/Actual																																																		
Approved																																																		
Baseline																																																		
<b>DETAIL DESIGN</b>																																																		
Forecast/Actual	10/01/14	12/31/15	[Gantt chart showing activity from October 2014 to December 2015]																																															
Approved	10/01/14	02/28/15	[Gantt chart showing activity from October 2014 to February 2015]																																															
Baseline	10/01/14	02/28/15	[Gantt chart showing activity from October 2014 to February 2015]																																															
<b>CONSTRUCTION</b>																																																		
Forecast/Actual	01/01/15	12/31/15	[Gantt chart showing activity from January 2015 to December 2015]																																															
Approved	03/01/15	12/01/15	[Gantt chart showing activity from March 2015 to December 2015]																																															
Baseline	03/01/15	12/01/15	[Gantt chart showing activity from March 2015 to December 2015]																																															
<b>CONTRACT CLOSEOUT</b>																																																		
Forecast/Actual	12/01/15	06/30/16	[Gantt chart showing activity from December 2015 to June 2016]																																															
Approved	12/01/15	06/30/16	[Gantt chart showing activity from December 2015 to June 2016]																																															
Baseline	12/01/15	06/30/16	[Gantt chart showing activity from December 2015 to June 2016]																																															

**Traffic Calming Improvements - Site Specific**

Backlog of Site Specific Traffic Calming Projects - (27 locations) (\$497,100): Planning, design, legislation and construction for 45 separate traffic calming devices (e.g. speed humps, traffic islands) from 27 separate traffic calming applications sites. This effort will close out all remaining historical Site Specific application based traffic calming locations.

<b>PROJECT INITIATION:</b> May 31, 2014	<b>PROJECT MANAGER:</b> Miriam Sorell (415) 701-4770
<b>CURRENT PROJECT PHASE:</b> Conceptual	<b>PROJECT ENGINEER:</b>
	<b>RESIDENT ENGINEER:</b>

**CONTRACTOR:** City Forces

<b>CONTRACT AWARD DATE:</b>	<b>CONTRACT AWARD VALUE:</b>
<b>NOTICE TO PROCEED:</b>	<b>MODIFICATIONS TO-DATE:</b> \$0
<b>SUBSTANTIAL COMPLETION:</b>	<b>TOTAL CONTRACT VALUE:</b>
<b>FINAL COMPLETION:</b>	<b>% MODIFICATION:</b>

**ACCOMPLISHMENTS THIS PERIOD:**

- Field Visits.
- Data Collection.
- Review Project History.
- Preparation for Legislative Phase.

**UPCOMING PROJECT MILESTONES: (3 MONTH LOOK-AHEAD)**

- Siting of Traffic Calming Measures (Conceptual Engineering).
- Balloting residences.
- Legislation.

**PROJECT CHALLENGES / AREAS OF CONCERN:**

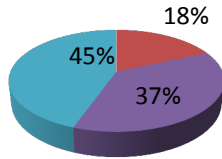
Delays to construction due to DPW being oversubscribed.

**Traffic Calming Improvements - Site Specific**

PROJECT PHASE	BASELINE BUDGET	APPROVED BUDGET	ESTIMATE AT COMPLETION	BOND FUNDING	OTHER FUNDING	BOND SPENT	OTHER SPENT	BUDGET SPENT
PRE-DEVELOPMENT	\$0	\$0	\$0	\$0	\$0	\$0	\$0	-
CONCEPTUAL	\$91,933	\$91,933	\$91,933	\$91,933	\$0	\$18,159	\$0	19.8%
ENVIRONMENTAL	\$0	\$0	\$0	\$0	\$0	\$0	\$0	-
DETAIL DESIGN	\$183,867	\$183,867	\$183,867	\$183,867	\$0	\$0	\$0	0.0%
CONSTRUCTION	\$221,300	\$221,300	\$221,300	\$221,300	\$0	\$0	\$0	0.0%
<b>PROJECT TOTALS</b>	<b>\$497,100</b>	<b>\$497,100</b>	<b>\$497,100</b>	<b>\$497,100</b>	<b>\$0</b>	<b>\$18,159</b>	<b>\$0</b>	<b>3.7%</b>

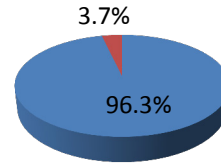
Funding Series Detail: \$0 2012B, \$497,100 2013, \$0 2014  
 Expenditure Series Detail: \$0 2012B, \$18,159 2013, \$0 2014

**Approved Budget By Phase**



- PRE-DEVELOPMENT ■ CONCEPTUAL
- ENVIRONMENTAL ■ DETAIL DESIGN
- CONSTRUCTION

**Budget Spent vs. Approved Budget Remaining**



- Remaining ■ Spent

Project Phase	Start	Finish	2014				2015				2016				2017																					
			J	F	M	A	M	J	J	A	S	O	N	D	J	F	M	A	M	J	J	A	S	O	N	D	J	F	M	A	M	J	J	A	S	O
<b>PRE-DEVELOPMENT</b>																																				
Forecast/Actual																																				
Approved																																				
Baseline																																				
<b>CONCEPTUAL</b>																																				
Forecast/Actual	10/01/14	01/31/15																																		
Approved	10/01/14	01/31/15																																		
Baseline	05/31/14	09/30/14																																		
<b>ENVIRONMENTAL</b>																																				
Forecast/Actual																																				
Approved																																				
Baseline																																				
<b>DETAIL DESIGN</b>																																				
Forecast/Actual	02/01/15	04/30/15																																		
Approved	02/01/15	04/30/15																																		
Baseline	10/01/14	02/28/15																																		
<b>CONSTRUCTION</b>																																				
Forecast/Actual	05/01/15	12/01/15																																		
Approved	05/01/15	12/01/15																																		
Baseline	03/01/15	12/01/15																																		
<b>CONTRACT CLOSEOUT</b>																																				
Forecast/Actual	12/01/15	03/01/16																																		
Approved	12/01/15	03/01/16																																		
Baseline	12/01/15	03/01/16																																		

**Transit Spot Improvement - 24th Street & Castro Bus Bulb Construction**

A bus bulb on Castro and 24th Street will be constructed as part of the Department of Public Work's (DPW's) 24th Street Urban Village Streetscape Project (on 24th Street from Castro to Church Streets). The streetscape project implements a concept plan developed by a neighborhood consultant. DPW's project includes bus bulbs on 24th Street at Castro and at Noe, special paving at crosswalks, benches, planter boxes, and associated utility relocation work. The SFMTA added a bus bulb on Castro Street, eastside, at 24th Street for the 24 Divisadero trolley coach line. This bus bulb was requested by the transit operators to improve access to the bus stop due to angled parking approaching the bus stop. The work also includes traffic signal head and pole upgrades at the southwest corner and parking changes with the new bulbs on 24th Street and on Castro Street. Note: Contract details include DPW funded scope.

<b>PROJECT INITIATION:</b> September 1, 2014	<b>PROJECT MANAGER:</b> Ken Kwong (415) 701-4575
<b>CURRENT PROJECT PHASE:</b> Construction	<b>PROJECT ENGINEER:</b> Ken Kwong (415) 701-4575
	<b>RESIDENT ENGINEER:</b> Peter Chin (DPW) (415) 513-2272

**CONTRACTOR:** A. Ruiz Construction

<b>CONTRACT AWARD DATE:</b> August 7, 2014	<b>CONTRACT AWARD VALUE:</b> \$513,803
<b>NOTICE TO PROCEED:</b> January 5, 2015	<b>MODIFICATIONS TO-DATE:</b> \$0
<b>SUBSTANTIAL COMPLETION:</b> April 22, 2015	<b>TOTAL CONTRACT VALUE:</b> \$513,803
<b>FINAL COMPLETION:</b> May 22, 2015	<b>% MODIFICATION:</b>

**ACCOMPLISHMENTS THIS PERIOD:**

None to report (construction postponed during the holiday shopping season at the request of the Noe Valley Association).

**UPCOMING PROJECT MILESTONES: (3 MONTH LOOK-AHEAD)**

Start construction of bus bulb.

**PROJECT CHALLENGES / AREAS OF CONCERN:**

None to report.

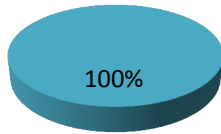


**Transit Spot Improvement - 24th Street & Castro Bus Bulb Construction**

PROJECT PHASE	BASELINE BUDGET	APPROVED BUDGET	ESTIMATE AT COMPLETION	BOND FUNDING	OTHER FUNDING	BOND SPENT	OTHER SPENT	BUDGET SPENT
PRE-DEVELOPMENT	\$0	\$0	\$0	\$0	\$0	\$0	\$0	-
CONCEPTUAL	\$0	\$0	\$0	\$0	\$0	\$0	\$0	-
ENVIRONMENTAL	\$0	\$0	\$0	\$0	\$0	\$0	\$0	-
DETAIL DESIGN	\$0	\$0	\$0	\$0	\$0	\$0	\$0	-
CONSTRUCTION	\$350,000	\$350,000	\$350,000	\$295,000	\$0	\$0	\$0	0.0%
<b>PROJECT TOTALS</b>	<b>\$350,000</b>	<b>\$350,000</b>	<b>\$350,000</b>	<b>\$295,000</b>	<b>\$0</b>	<b>\$0</b>	<b>\$0</b>	<b>0.0%</b>

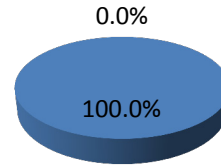
Funding Series Detail: \$0 2012B, \$295,000 2013, \$0 2014  
 Expenditure Series Detail: \$0 2012B, \$0 2013, \$0 2014

**Approved Budget By Phase**



- PRE-DEVELOPMENT ■ CONCEPTUAL
- ENVIRONMENTAL ■ DETAIL DESIGN
- CONSTRUCTION

**Budget Spent vs. Approved Budget Remaining**



- Remaining ■ Spent

Project Phase	Start	Finish	2014				2015				2016				2017																				
			J	F	M	A	M	J	J	A	S	O	N	D	J	F	M	A	M	J	J	A	S	O	N	D	J	F	M	A	M	J	J	A	S
<b>PRE-DEVELOPMENT</b>																																			
Forecast/Actual																																			
Approved																																			
Baseline																																			
<b>CONCEPTUAL</b>																																			
Forecast/Actual																																			
Approved																																			
Baseline																																			
<b>ENVIRONMENTAL</b>																																			
Forecast/Actual																																			
Approved																																			
Baseline																																			
<b>DETAIL DESIGN</b>																																			
Forecast/Actual																																			
Approved																																			
Baseline																																			
<b>CONSTRUCTION</b>																																			
Forecast/Actual	09/01/14	07/01/15																																	
Approved	09/01/14	12/01/14																																	
Baseline	09/01/14	12/01/14																																	
<b>CONTRACT CLOSEOUT</b>																																			
Forecast/Actual	07/01/15	10/01/15																																	
Approved	12/01/14	03/01/15																																	
Baseline	12/01/14	03/01/15																																	

**Transit Spot Improvement - Columbus Bus Bulbs**

The construction of two bus bulbs on Columbus at Union and one on Stockton at Columbus as part of the Columbus Streetscape project. Note: Contracted as modification to Central Subway contract. Contract details for Columbus Bus Bulbs Project scope work only.

<b>PROJECT INITIATION:</b> January 1, 2014	<b>PROJECT MANAGER:</b> Sean Kennedy (415) 701-4717
<b>CURRENT PROJECT PHASE:</b> Construction	<b>PROJECT ENGINEER:</b>
	<b>RESIDENT ENGINEER:</b>

**CONTRACTOR:** Barnard Impregilo Healy J.V., 420 Fourth Street, San Francisco, CA 94107

<b>CONTRACT AWARD DATE:</b> May 1, 2014	<b>CONTRACT AWARD VALUE:</b> \$694,651
<b>NOTICE TO PROCEED:</b> June 2, 2014	<b>MODIFICATIONS TO-DATE:</b> \$170,000
<b>SUBSTANTIAL COMPLETION:</b> April 15, 2015	<b>TOTAL CONTRACT VALUE:</b> \$864,651
<b>FINAL COMPLETION:</b> May 15, 2015	<b>% MODIFICATION:</b>

**ACCOMPLISHMENTS THIS PERIOD:**

The two bulbs on Columbus/Union were constructed last August. As part of the project two OCS poles were installed and foundations, wires and pull boxes were also installed for street lighting.

The one bulb on Stockton is still being designed by DPW.

**UPCOMING PROJECT MILESTONES: (3 MONTH LOOK-AHEAD)**

Installation of streetlights on Columbus/Union (March).

Transference of OCS wires on Columbus/Union were just transferred from the old OCS poles to the new (March).  
Removal and disposal of old OCS poles (April) last week.

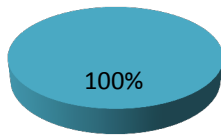
**PROJECT CHALLENGES / AREAS OF CONCERN:**

**Transit Spot Improvement - Columbus Bus Bulbs**

PROJECT PHASE	BASELINE BUDGET	APPROVED BUDGET	ESTIMATE AT COMPLETION	BOND FUNDING	OTHER FUNDING	BOND SPENT	OTHER SPENT	BUDGET SPENT
PRE-DEVELOPMENT	\$0	\$0	\$0	\$0	\$0	\$0	\$0	-
CONCEPTUAL	\$0	\$0	\$0	\$0	\$0	\$0	\$0	-
ENVIRONMENTAL	\$0	\$0	\$0	\$0	\$0	\$0	\$0	-
DETAIL DESIGN	\$0	\$0	\$0	\$0	\$0	\$0	\$0	-
CONSTRUCTION	\$700,000	\$700,000	\$700,000	\$400,000	\$100,000	\$0	\$0	0.0%
<b>PROJECT TOTALS</b>	<b>\$700,000</b>	<b>\$700,000</b>	<b>\$700,000</b>	<b>\$400,000</b>	<b>\$100,000</b>	<b>\$0</b>	<b>\$0</b>	<b>0.0%</b>

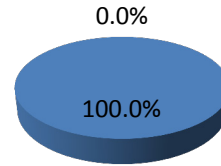
Funding Series Detail: \$0 2012B, \$400,000 2013, \$0 2014  
 Expenditure Series Detail: \$0 2012B, \$0 2013, \$0 2014

**Approved Budget By Phase**



- PRE-DEVELOPMENT ■ CONCEPTUAL
- ENVIRONMENTAL ■ DETAIL DESIGN
- CONSTRUCTION

**Budget Spent vs. Approved Budget Remaining**



- Remaining ■ Spent

Project Phase	Start	Finish	2014				2015				2016				2017																				
			J	F	M	A	M	J	J	A	S	O	N	D	J	F	M	A	M	J	J	A	S	O	N	D	J	F	M	A	M	J	J	A	S
<b>PRE-DEVELOPMENT</b>																																			
Forecast/Actual																																			
Approved																																			
Baseline																																			
<b>CONCEPTUAL</b>																																			
Forecast/Actual																																			
Approved																																			
Baseline																																			
<b>ENVIRONMENTAL</b>																																			
Forecast/Actual																																			
Approved																																			
Baseline																																			
<b>DETAIL DESIGN</b>																																			
Forecast/Actual																																			
Approved																																			
Baseline																																			
<b>CONSTRUCTION (including DETAIL DESIGN Activities)</b>																																			
Forecast/Actual	01/01/14	01/30/16	[Gantt bars for 2014-2016]																																
Approved	01/01/14	01/30/16	[Gantt bars for 2014-2016]																																
Baseline	01/01/14	01/30/16	[Gantt bars for 2014-2016]																																
<b>CONTRACT CLOSEOUT</b>																																			
Forecast/Actual	02/01/16	08/01/16	[Gantt bars for 2016-2017]																																
Approved	02/01/16	08/01/16	[Gantt bars for 2016-2017]																																
Baseline	02/01/16	08/01/16	[Gantt bars for 2016-2017]																																

**Van Ness Station Elevator Modernization**

This project will modernize the two street and platform elevators at Van Ness Station. The modernization effort will include providing new cabs, doors with glass panels, door operators, hydraulics, controllers and cameras for the two elevators serving the station.

The elevators at Van Ness Station are being prioritized because they have had the most extensive mechanical problems among the Muni-only station elevators and they present the most difficult maintenance challenges. The elevators are frequently out of service due to mechanical problems, making Van Ness Station inaccessible to people with disabilities. The modernization effort will improve the reliability of the elevators and ensure consistent access to the station for people with disabilities. The project scope, schedule and budget will be refined by SFMTA Facilities Maintenance personnel assigned to elevator and escalator maintenance to minimize project overhead.

<b>PROJECT INITIATION:</b> June 1, 2012	<b>PROJECT MANAGER:</b> Scott Broder (415) 509-6929
<b>CURRENT PROJECT PHASE:</b> -	<b>PROJECT ENGINEER:</b>
	<b>RESIDENT ENGINEER:</b>

**CONTRACTOR:** 420 Fourth Street, San Francisco, CA 94107

<b>CONTRACT AWARD DATE:</b>	<b>CONTRACT AWARD VALUE:</b>
<b>NOTICE TO PROCEED:</b>	<b>MODIFICATIONS TO-DATE:</b> \$0
<b>SUBSTANTIAL COMPLETION:</b>	<b>TOTAL CONTRACT VALUE:</b>
<b>FINAL COMPLETION:</b>	<b>% MODIFICATION:</b>

**ACCOMPLISHMENTS THIS PERIOD:**

No project report provided. Funds to be transferred.

**UPCOMING PROJECT MILESTONES: (3 MONTH LOOK-AHEAD)**

No project report provided. Funds to be transferred.

**PROJECT CHALLENGES / AREAS OF CONCERN:**

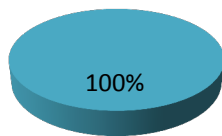
No project report provided. Funds to be transferred.

**Van Ness Station Elevator Modernization**

PROJECT PHASE	BASELINE BUDGET	APPROVED BUDGET	ESTIMATE AT COMPLETION	BOND FUNDING	OTHER FUNDING	BOND SPENT	OTHER SPENT	BUDGET SPENT
PRE-DEVELOPMENT	\$0	\$0	\$0	\$0	\$0	\$0	\$0	-
CONCEPTUAL	\$0	\$0	\$0	\$0	\$0	\$0	\$0	-
ENVIRONMENTAL	\$0	\$0	\$0	\$0	\$0	\$0	\$0	-
DETAIL DESIGN	\$0	\$0	\$0	\$0	\$0	\$0	\$0	-
CONSTRUCTION	\$750,000	\$750,000	\$750,000	\$750,000	\$0	\$0	\$0	0.0%
<b>PROJECT TOTALS</b>	<b>\$750,000</b>	<b>\$750,000</b>	<b>\$750,000</b>	<b>\$750,000</b>	<b>\$0</b>	<b>\$0</b>	<b>\$0</b>	<b>0.0%</b>

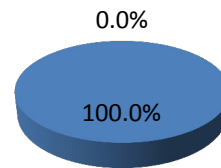
Funding Series Detail: \$750,000 2012B, \$0 2013, \$0 2014  
 Expenditure Series Detail: \$0 2012B, \$0 2013, \$0 2014

**Approved Budget By Phase**



- PRE-DEVELOPMENT ■ CONCEPTUAL
- ENVIRONMENTAL ■ DETAIL DESIGN
- CONSTRUCTION

**Budget Spent vs. Approved Budget Remaining**



- Remaining ■ Spent

Project Phase	Start	Finish	2014				2015				2016				2017																				
			J	F	M	A	M	J	J	A	S	O	N	D	J	F	M	A	M	J	J	A	S	O	N	D	J	F	M	A	M	J	J	A	S
<b>PRE-DEVELOPMENT</b>																																			
Forecast/Actual																																			
Approved																																			
Baseline																																			
<b>CONCEPTUAL</b>																																			
Forecast/Actual																																			
Approved																																			
Baseline																																			
<b>ENVIRONMENTAL</b>																																			
Forecast/Actual																																			
Approved																																			
Baseline																																			
<b>DETAIL DESIGN</b>																																			
Forecast/Actual																																			
Approved																																			
Baseline																																			
<b>CONSTRUCTION</b>																																			
Forecast/Actual																																			
Approved																																			
Baseline																																			
<b>CONTRACT CLOSEOUT</b>																																			
Forecast/Actual																																			
Approved																																			
Baseline																																			



Prepared By:  
Finance and Information Technology  
San Francisco Municipal Transportation Agency



**SFMTA**  
Municipal  
Transportation  
Agency