



**VISION
ZERO
SF**

Through Vision Zero SF we commit to working together to prioritize street safety and eliminate traffic deaths in San Francisco by 2024

VISION ZERO UPDATE: CITIZENS' ADVISORY COUNCIL

FEBRUARY 5, 2015

SUMMARY OF PROGRESS

Engineering

- 24 projects in 24 months:
10 projects are complete
- Interactive dashboard posted online

Education

- Safe Streets SF kicked off enhanced, focused, enforcement activities. Over 950 people have currently taken the pledge for safe streets as a part of the program.
- Developed scope and timeline for a citywide safety education strategy and is on schedule is to have a draft for review by the end March 2015.

Enforcement

- As of September 30, 2014, there has been a 54% increase in citations issued (*as compared to the same period in 2013*)
- Kicked off year-long enhanced effort to control intersection and crosswalk blocking in coordination with SFPD enforcement of similar violations

Evaluation

- High Injury Network complete with Pedestrian, Bicycle, Vehicle and Motorcycle Data. Initiated rail data integration.

Policy

- Opportunities for State Legislation to support Vision Zero goals

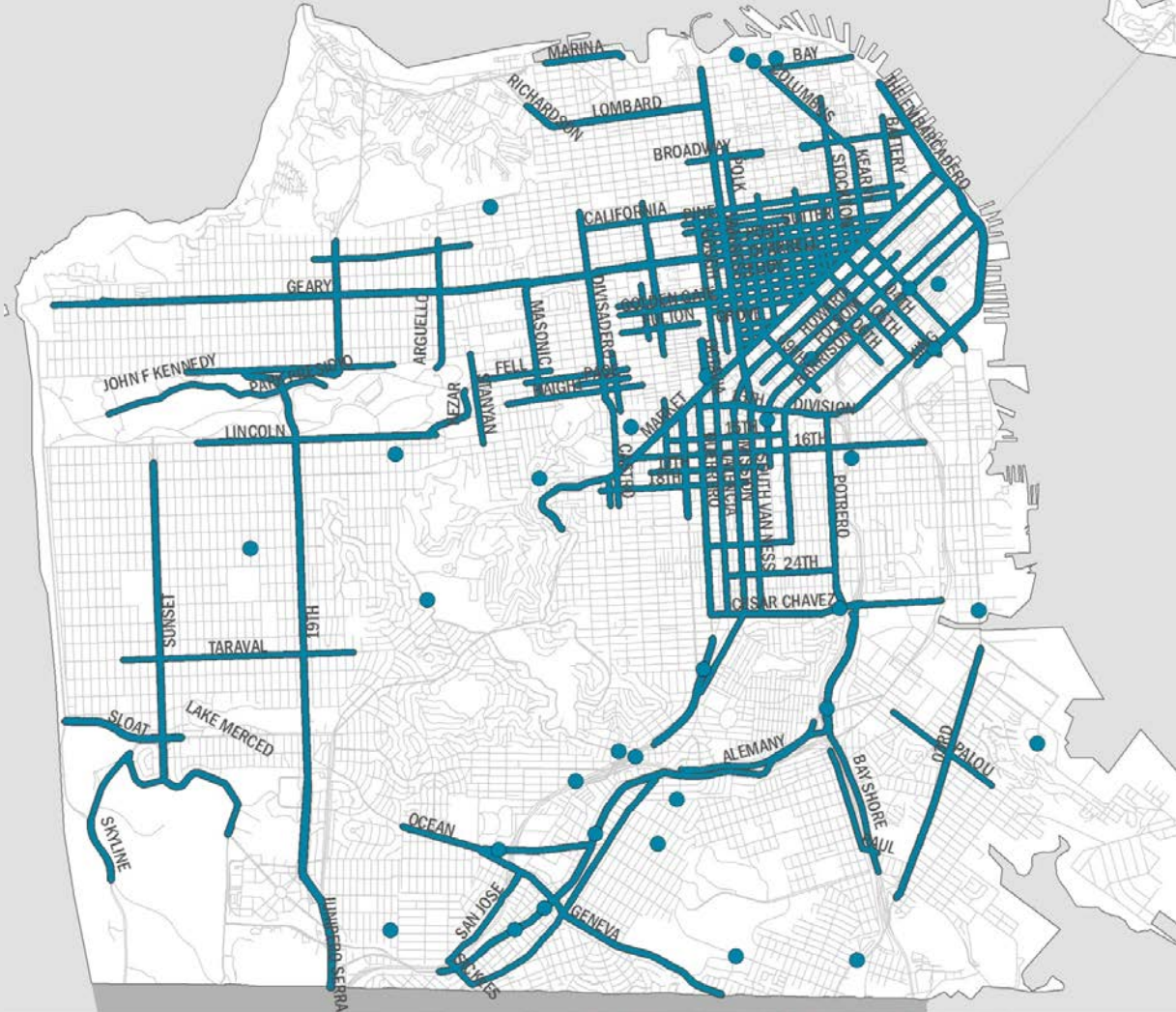
VISION ZERO HIGH INJURY NETWORK

12% of street miles*

Severe/Fatal Injuries:

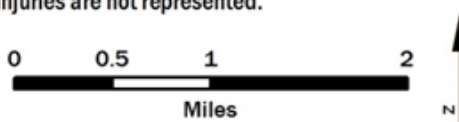
- 70% People in Vehicles
- 76% People on Motorcycles
- 72% People Walking
- 74% People Riding Bikes

* non-freeway



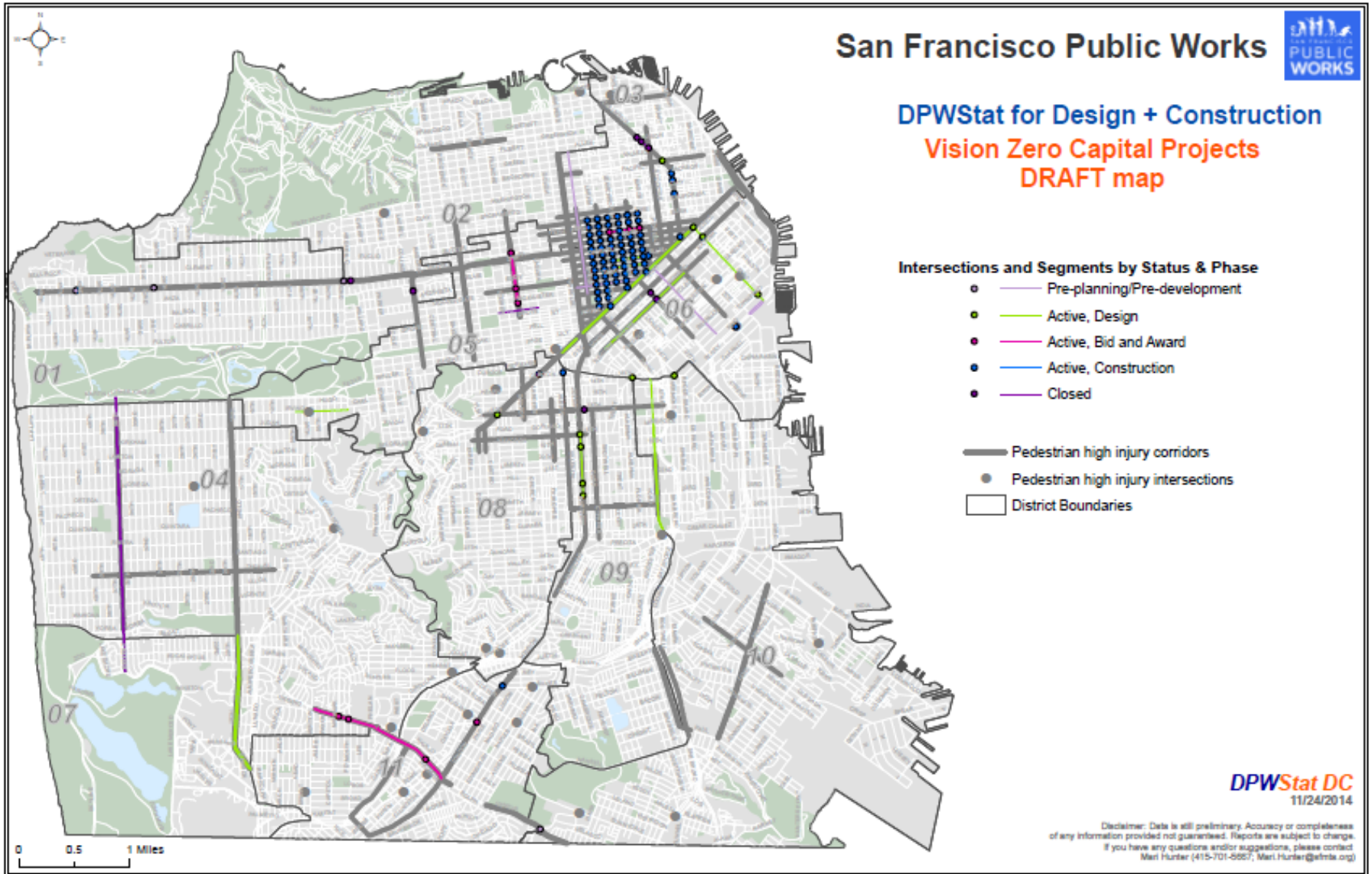
- Vision Zero High Injury Intersection
- Vision Zero High Injury Network

Freeways (grade separated) and their associated injuries are not represented.



Source: SFDPH 2014; Statewide Integrated Traffic Records System (SWITRS) 2008-2012

City and County of San Francisco Department of Public Health: Environmental Health Program on Health, Equity, and Sustainability - www.sfpbes.org



CHANGES IN CITY PROCESSES

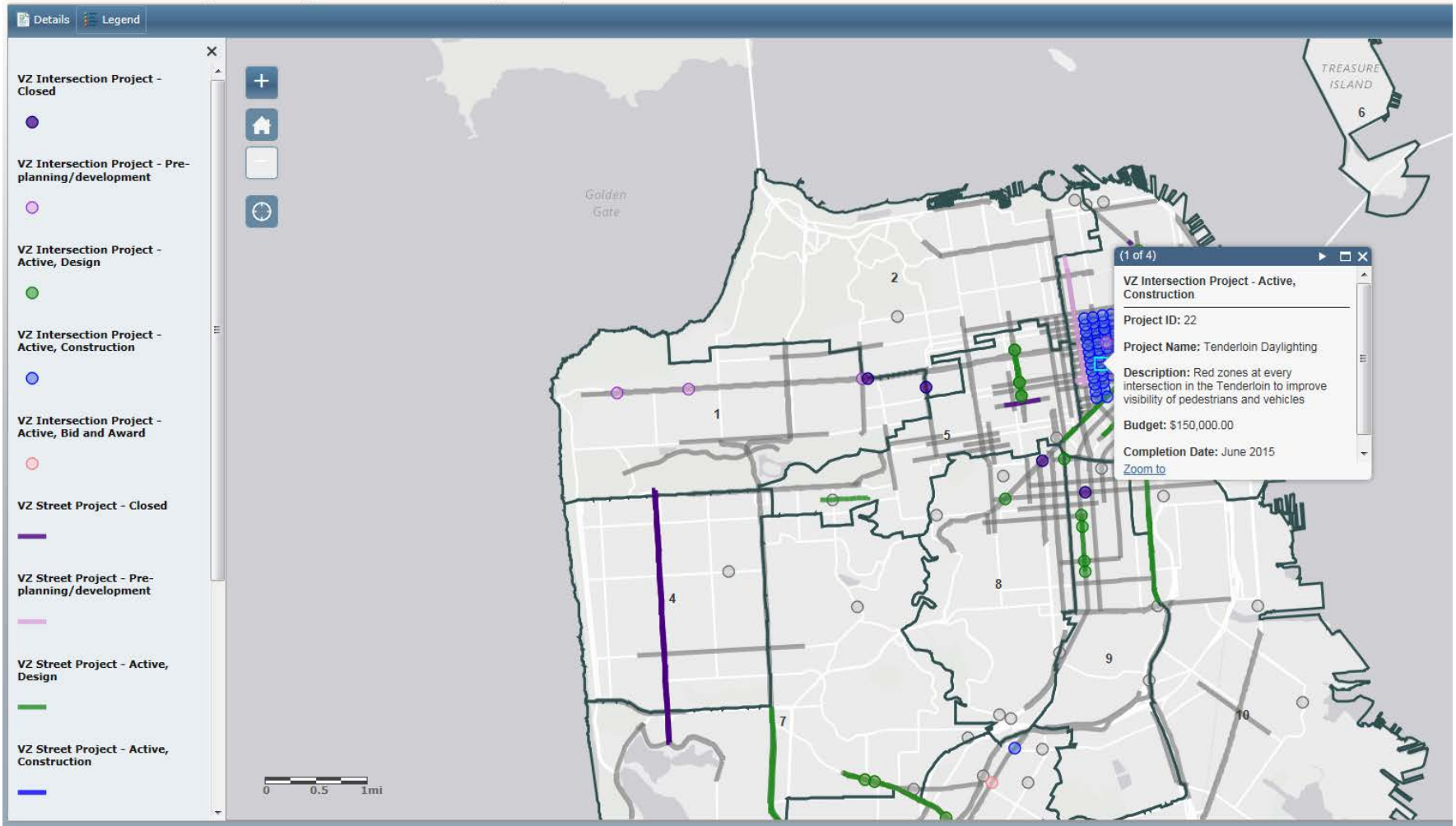
- Expanded coordination between SFMTA, Public Works, and Dept. of Public Health data tracking
- Development of interagency project pipeline to track the budget, phase and projected completion date for each project in support of the Vision Zero policy
- Interagency reporting to Vision Zero Committee

Project information analyzed to ensure interagency project delivery is timely, effective and equitable across the city:

- Project count by mode share
- Project count by District
- Percent of High Injury Corridor Segments by District

INTERACTIVE DASHBOARD

Vision Zero Capital Improvement Projects, San Francisco



PROJECT DELIVERY: WHAT HAS CHANGED?

Issue	New direction
Funding	<p>Streamlined funding of design and construction</p> <p>Improved relationship between SFMTA and SFCTA</p> <p>Dedicated funding in 2014 Propositions A and B</p>
Coordination	<p>Alignment of SFMTA, SFDPW, and SFPUC at scoping stage</p> <p>SFMTA integrating safety scope into all Muni Forward work</p>
Public process	<p>SFMTA engagement strategy focuses on identifying and convening broad stakeholder groups early</p> <p>Important role for BOS helping frame Vision Zero</p>
Environmental review	<p>CEQA reform aligns environmental process with Vision Zero values</p>

2 YEAR ACTION STRATEGY: ENGINEERING

Objectives:

- Implement treatments and redesign corridors that minimize opportunity for conflict among people who walk, bicycle, drive and take transit so In the event of collision, the consequence is not a severe injury or fatality.
- Identify and act on improvements to accelerate project delivery

Action Examples	Lead Agency	Participating Agency	Milestone
Implement safety treatments along at least 13 miles of the High Injury Network annually, including Phase I of WalkFirst	SFMTA, SFDPW		Q4 2015, Q4 2016
Complete Living Labs pilot and develop strategy to engage with private sector, specifically for developing and/or utilizing technology to advance goals of Vision Zero	SFMTA, SFPUC	Mayor's Office	Q2 2015
Implement universally beneficial treatments citywide (e.g. daylighting, signal timing, high visibility crosswalks and proper bus stop lengths)	SFMTA	SFDPW	Ongoing

2 YEAR ACTION STRATEGY: ENFORCEMENT

Objectives:

- Increase street user awareness of their responsibility to the safety of others and themselves.
- Cite and admonish violations, using a data-driven approach. Focus on violations of the CA Vehicle Code and the SF Transportation Code that are identified as causative and associated factors in severe and fatal collisions.

Action Examples	Lead Agency	Participating Agency	Milestone
SFMTA Parking Control Officer (PCO) program will formalize means by which PCOs may be assigned Vision Zero-supporting duties-like <i>Don't Block the Box</i>	SFMTA	SFPD	Q4 2014 – Q4 2015
Provide a report regarding the progress made toward Vision Zero including, but not limited to: <ul style="list-style-type: none"> • Number of traffic citations given (by total and by mode) • % of collisions attributed to 1 of the 5 primary collision factors • Number of operations around school facilities and senior zones 	SFPD		Q1 2015
Fully implement Crossroads for electronic collision data reporting and real-time data sharing with SFMTA and SFDPH	SFPD	SFMTA, SFDPH	TBD

2 YEAR ACTION STRATEGY: EDUCATION

Objectives:

- Provide a forum for the development of a citywide safety education strategy
- Coordinate and collaborate with Vision Zero partners (city departments, public agencies, community) to ensure that there is awareness of all upcoming educational activities

Action Examples	Lead Agency	Participating Agency	Milestone
Develop a citywide education strategy	SFMTA	SFDPH, SFPD, SFUSD, DA, SFCTA, SFE, SFFD	Q2 2015
Expand education campaign underway, e.g. Safe Streets SF pledge, Large vehicle safe driving including all transit vehicles and municipal vehicles	SFMTA, SFDPH	SFPD	Q1 2016
Develop a funding strategy to institutionalize Vision Zero education activities	SFMTA, SFDPH	Funding Working Group	Q2 2016

EVALUATION AND MONITORING

Objectives:

- Monitor and analyze collision data to identify causal factors and high injury locations.
- Monitor progress on and evaluate the efficacy of Vision Zero Engineering, Enforcement, Education and Policy efforts and need for refinement.
- Coordinate with Subcommittees, City agencies and Community Stakeholders to ensure accuracy, relevance, and efficiency of data systems and reporting.

Action Examples	Lead Agency	Participating Agency	Milestone
Pilot a comprehensive Transportation-related Injury Surveillance System and integrate findings into TransBASESF.org.	SFDPH	SFMTA, SFPD	Q4 2015
Develop a web-based system to post Vision Zero Monitoring Data, including timely reporting of fatalities and annual reporting of other key metrics.	SFDPH, SFMTA, SFDPW	Controller’s Office	Q1 2015 – Q3 2015
Institutionalize and continue to expand the capacity of TransBASESF.org as the central repository of monitoring, evaluation, and injury data in support of Vision Zero.	SFDPH	SFMTA, SF Planning, SFDPW, SFCTA, SFDPW, SFPUC	Ongoing

2 YEAR ACTION STRATEGY: POLICY

Objectives:

- Identify policy initiatives that partners can support and mobilize behind at the local state, and federal levels to advance awareness of Vision Zero.
- Develop enabling policy to accelerate programs and projects to meet Vision Zero.

Action Examples	Lead Agency	Participating Agency	Milestone
Advance Automated Safety Enforcement initiative at the state level	SFMTA	Mayor's Office, BOS, SFPD, SFDPH	Q1 2015
Partner with Office of Traffic Safety, Caltrans, SafeTrec, Department of Motor Vehicles, CHP, CDPH, CalSTA and MTC to advance goals <ul style="list-style-type: none"> • Convene on-site workshop/assessment with regional, state and national leadership on Vision Zero administrative and legal issues 	SFMTA, SFDPH, SFPD, SFCTA	Mayor's Office, BOS	Ongoing
Review development projects' impact on pedestrian and bicycle safety <ul style="list-style-type: none"> • Encourage project sponsors to design projects such that they maximize pedestrian and bicycle safety consistent with adopted codes and policies 	SF Planning	SFMTA, Mayor's Office of Economic and Workforce Development	2016

ACCOUNTABILITY & BENCHMARKS

Milestones to be reported back quarterly at the Vision Zero Committee, SFMTA Board and Task Force Meetings

Additional Annual Benchmarks:

Outcomes

Total severe and fatal injuries by neighborhood, mode and by age

Medical costs at SF General Hospital for transportation collisions

Interim Progress Metrics

85th percentile of speeds on San Francisco Streets

Number of engineering projects implemented, and miles of streets/intersections receiving safety improvements

Citations issued: a) per SFPD officer, b) by violation type and by police district

Investigation and prosecution of vehicular manslaughter (# of prosecutions)

Public awareness of Vision Zero, its principles and traffic safety laws (Public perception survey)

Policy change made at local and state levels to advance Vision Zero (# of policies enacted)

BEYOND 2016

Achieving Vision Zero:

The city is committed to identifying and incorporating best practices into long term planning effort to achieve Vision Zero. By mid 2016, the next iteration of the Two Year Action Strategy will be initiated and will incorporate these best practices.