


central subway

Marking down the Milestones

In addition to lighting, water, electrical, and other utilities, crews are installing distance markers in the twin tunnels.



Progress Report

June 2020



This page intentionally left blank

Table of Contents

Executive Summary	5
Key Milestones	6
Costs and Schedule	7
Costs	7
Earned Value Analysis	7
Schedule Highlights.....	8
Master Project Schedule	11
Contracts & Construction	12
Contract 1300 Stations, Surface, Track and Systems.....	13
Work Package1254 Chinatown Station	14
Work Package1253 Union Square / Market Street Station	18
Work Package1255 Yerba Buena / Moscone Station	23
Work Package1256 Systems, Trackwork & Stations	26
Program Components	28
Community Outreach	28
Quality Assurance	29
Risk Management	32
Program Safety & Security	33
Technical Capacity	35
Staffing	36
Third-Party Agreements and Licenses	37
LRV Procurement.....	37
Current Construction Activity and Progress Photos	38

Table of Contents - continued

See Table of Content page that follows for Cover Photo captions.

Appendices

Appendix A: Cost Report.....	A1
Appendix B: Schedule Report.....	B1
Appendix C: Program Overview of Scope and Funding.....	C1
Appendix D: Completed Contracts	D1
Appendix E: SBE Participation by Contract (Reported Quarterly).....	E1
Central Subway Project Contact Information.....	E5



Cover photo: Two workers assemble a mounting bracket for distance marker signage, which is to be mounted inside the northbound tunnel. Many fine details such as these continue to be added inside the twin tunnels, such as permanent drainage systems, walkway stairs, doors to tunnel cross-passages, and a host of utilities. **More photos can be found starting on page 37.**

Above photo: A worker surveys the surface site for Rose Pak-Chinatown Station, where the street-level entrance structure has been going up. Steel framing, reinforced concrete walls, and corrugated floor panels are all being added, creating the structure of the new station entrance building and rooftop plaza at Stockton and Washington.

See the Appendix E final page for CS websites hyperlinks and public outreach on line resources. The Project main web site is at: <http://www.centuralsubwaysf.com/>



Steel framing has been furred out from the east wall of the concourse lobby for the installation of utilities behind and wall panels against it.

Executive Summary

Coronavirus Pandemic (COVID 19) - Coronavirus Pandemic (COVID 19) - On March 17, 2020, the Mayor and the City's Health Office issued a Public Health Order to "Shelter-In Place" in response to the COVID-19 pandemic. The City's Health Office has issued adjustment to the health order to ensure safety to the public. Construction of the Central Subway project continues to progress and Construction Management team continues to monitor progress. However, the Contractor has reported eight (8) positive cases within their labor forces. The Contractor and its subcontractors have identified the impacted team members and all positive cases are quarantined as required by the Safety and Security plan. The Contractor is following the required protocol to maintain the safety of the work force. The project continues to analyze the impact to the program schedule due to COVID 19 requirements and will share the impacts with our funding partners. Only essential project staff are on site to ensure compliance with the health order and the other staff continues to telecommute. (For additional discussion, please see Safety and Security section on pg. 33)

Chinatown Station - Completed installing Stair 7. Completed construction of Surface level slabs. Completed pulling out PG&E feeder conduits and sprinkler piping at Surface and Plaza levels. Continued installing Stair 5 and 6. Continued installing storm, sewer, water piping, refrigerant and fire sprinkler piping at all levels. Continued construction of Surface level slabs and PCC 50 Chinatown Plaza walls and stairs. Continued installing Elevators 1, 2, 3, 4 and Escalator 5 and 6. Continued street work (minor), monitoring and surveying.

Union Square/Market Street Station - Continued construction, installation and testing of stairs, escalators, elevators, overhead plumbing, fire protection piping, overhead fixture and electrical, ceiling panels, light fixtures and controls, HVAC and Power startup and testing, artwork, and pavement renovation at respective levels—Platform Station, North Concourse, South Concourse, and Street/Surface.

Yerba Buena/Moscone Station - Continued installing Escalators and Elevators 3 and 4. Continued installing EV controls at Station Mezzanine. Continued installing ceiling at Headhouse Concourse. Continued installing artwork at Headhouse Concourse. Continued Systems startup and Acceptance testing.

Surface, Track and Systems— Continued traction power conduit and other electrical conduit installation inside tunnel. Continued tunnel lighting, mini power, OCS hanger and tunnel signage installation. Continued 4th/Brannan platform construction. Started installation of ATCS system.

Total project costs to date are \$1,543.62 million, an increase of \$8.91 million over last month. The total cost to date equals 97.8% of the total project budget of \$1.578 billion. The project continues to review the overall cost. The current Estimate at Completion (EAC) is projected to be \$1.626B which is \$48M over the current budget. The project shows a forecast Revenue Service Date of December 2021. (For additional discussion, please see Costs and Schedule on pg.7)

The Stations Contractors' Safety Reports should show any accidents that may occur during the current month. The rates of work site accident incidents by the man hours worked continue to be below industry standards - see tables on page 34.

Key Milestones

Restoration of the southeast corner of Union Square adjacent to the north UMS station entrance



Waterproofing, terrace blocks, and landscaping are completed.

MILESTONE	DATE EXPECTED
General	
Revenue Service	December 2021
Contract 1300 Stations, Surface, Track, Systems	
Notice to Proceed (NTP 1)	June 17, 2013 (A)
Notice to Proceed (NTP 2)	January 12, 2014 (A)
Substantial Completion	December 28, 2020



Below, mechanical systems and utilities for the station entrance are being fitted out.



Workers put the finishing touches on sealing the terrace blocks, adding lighting, and other systems.

Costs and Schedule

Costs (See Appendix A for Details)

The Current Cost Estimate (CCE) for the Central Subway Project is \$1.578 billion in year of expenditure dollars (\$YOE). The project continues to evaluate the Estimate at Completion (EAC) and has presented information to the SFMTA Board. The project is working with SFMTA Finance and Grants to identify these additional source of funds to provide for the shortfall. Currently, the project estimates the EAC to be \$1.626B or \$48M above the current budget. This EAC has not been finalized as additional cost will need to be considered including the potential cost of delay due to the current pandemic crisis. When the EAC and the funds are identified, the team will revised the various cost sheet to reflect the new budget and EAC number along with any impacted appendix. The team anticipates that this will take several report cycles to adjust.

Total net incurred costs for the project are \$1,543.62 million, a \$8.91 million increase over last month. The cost to date figure reflects expenditures through FAMIS 786 Report (\$1,519.45 million) plus the utilities joint trench Form B Reimbursement payment (\$12.51 million), invoices currently being processed (\$18.33 million) and estimates of outstanding pay requests (credit of \$6.64 million). This incurred amount equals 97.8% of the total project budget of \$1.578 billion.

The current funding level to date is \$1,568.38 million and includes Operating funds FY2019/2020 \$7,570,000 and Proposition B (City of San Francisco Adjusting Transportation Funding for Population Growth) FY2020 \$4,070,000 appropriated in May 2020 . This represents 99.4% of the total project budget and we anticipate the addition of \$9,918,937 to complete the funding of the program The remaining program funds has been jeopardized due to funding reallocation from the COVID 19 pandemic. The project team will continue to work with our financial partners to ensure that impacts to the project are minimized.

Earned Value Analysis

In June 2020 Report, the Preliminary Earned Value Analysis reports is based on the SFMTA June Schedule Update. The Planned Value, Earned Value, Actual Cost, Percent Complete and resulting indexes as follows:

Preliminary June Earned Value

Overall Budgeted Cost:	\$1,578,300,000
Planned Value:	\$1,590,968,161
Earned Value:	\$1,470,038,963
Actual Cost:	\$1,543,619,099
Schedule Performance Index (SPI):	0.92
Cost Performance Index (CPI):	0.95
Percent Complete:	92.3%

*June 2020 Notice: The City continues to experience problems that were caused by error and inaccuracy from the transition from FAMIS to Financial System Project (FSP). An updated methodology has been implemented within the financial reporting that will provide more accurate figures for transactions occurring in fiscal year 2020.

As we continue to address these data quality problems through data cleaning, you will continue to see monthly fluctuations as we detect and remove errors and inconsistencies from data in order to improve on the quality of data so that we will be able to report accurate data.

Schedule Highlights

The Master Project Schedule (MPS) below includes progress through June 2020. The June 2020 Schedule Update submittal from Contract 1300 Contractor was not submitted as the CN1300 Contractor has not provided the updated corrections to their June 2017 through July 2018 Schedule Updates. The Contract 1300 schedule represented in this report is based on the SFMTA June 2020 Schedule Update.

The MPS shows a forecast Revenue Service Date of December 2021 based on a revised assessment of the overall schedule and the current project conditions. The project continues to evaluate this date with potential impact from COVID 19. The schedule team is assessing the risk with this issue and identifying potential mitigation to reduce the risk to the overall schedule. The Contractor is notifying the City that potential delay may occurred due to the social distancing requirement which is impacting production rates.


Currently we are experiencing day-to-day delays caused by TPC's electrical work in the tunnel impacted by lack of resources and extended approvals of contract modifications related to Radio and Train Control Systems. These issues have impacted TPC's Substantial Completion date, we have mitigated the delay by accelerating rail activation activities. TPC and SFMTA are working to reach scope and cost agreements for these contract modifications as TPC refuses to commence work without an approved Contract Modification. The controlling critical (longest) path of the MPS runs through the electrical activities within the tunnel which are impacting the TPC's Startup and Testing and subsequently the rail activation process. The latest schedule shows the longest path running through the Surface, Tracks and Systems (STS).

SFMTA continues to meet with Contractor to discuss all schedule concerns and comments. TPC has not been able to correctly staff the project which could potentially delay the project. In order to achieve the Baseline work productivity, TPC needs to increase the number of crews assigned to electrical work, allowing concurrent work within the tunnel and stations in order to make this completion date possible. It also requires that the front end portion of ATCS Startup and Testing is performed concurrently with TPC's Startup and Testing followed by ATCS software testing in coordination with SFMTA Operations.

Contract 1300 Contractor submitted fifty-four (54) Schedule Updates from December 2014 to July 2019. SFMTA rejected twenty eight (28) Schedule Updates from January 2016 to April 2016 and June 2016 to June 2018 due to multiple and repetitive issues that vary from incorrect working sequences to unrealistic forecasted completion dates to artificially steering the schedule longest path through certain portions of the project. SFMTA approved as noted December 2014 through December 2015, and May 2016 Schedule Updates. Contractor has been directed to provide a Revised Schedule as required by the overall settlement agreement to maintain the forecasted project completion.

Contract 1300 - WP1253 UMS / WP1254R CTS / WP1255 YBM / WP1256 STS:

The Contractor, Tutor Perini Corporation's (TPC) baseline schedule is incorporated into the master program schedule. The preliminary SFMTA Contract 1300 June 2020 schedule is used within the June Report. The SFMTA Contract 1300 May 2020 schedule is based on the approved baseline schedule logic with adjustments made as mentioned above. The SFMTA will continue to use the SFMTA Contract 1300 schedule update as a forecasting tool going forward until the Contract 1300 Contractor submits an acceptable schedule that addresses all of SFMTA scheduling concerns.



Glass and metal ceiling panels hide utility conduits inside the south concourse ceiling for Union Square/Market Street Station.

Schedule Highlights - Continued

Work Package P-1254R (CTS) has performed the following work this month:

- Completed installing Stair 7
- Continued installing Stair 5 and 6
- Continued pulling service wires at Equipment Room at Underplatform level
- Continued installing overhead conduit at Traction Power rooms at Headhouse Platform level
- Continued pulling service wires at Main Electrical and Traction Power rooms at Headhouse Platform level
- Continued constructing structural steel for Elevators 1 & 2 at Platform and Concourse levels
- Continued installing storm, sewer, water piping, refrigerant, and fire sprinkler piping at all levels
- Continued installing GFRC panels at ticketing hall at Concourse level
- Continued pulling service wires at Main Communication room at Lower Mezzanine level
- Continued installing Elevators 1, 2, 3, and 4
- Continued installing Escalator 5 & 6 at Upper Mezzanine level
- Completed construction of Surface level slabs
- Continued construction of Plaza level slabs and PCC 50 Chinatown Plaza walls and stairs
- Continued installing structural steel and fire proofing for Plaza level
- Continued installing electrical conduits and sprinkler piping at Surface and Plaza levels
- Continued HVAC layout at Surface level
- Began AWSS piping construction at intersection of Stockton/Washington Streets
- Completed pulling out PG&E feeder conduits for both Normal and Alternate feeders
- Continued street work (minor), ongoing monitoring and surveying

Work Package P-1253 (UMS) has performed the following work this month:

Platform Station:

- Stairs, escalators and elevators – including glass enclosure
- Overhead plumbing, fire protection piping, and overhead fixture and electrical
- Unistrut grid for ceiling panels and LED Artwork on concourse level
- Ceiling panels
- Light fixtures and controls
- Curved metal panel on platform strut level
- Terrazzo on concourse and platform level
- Brackets for artwork on platform strut level
- Fire Alarm /PA / Security System
- Emergency lighting at tunnel tie-in on platform level
- HVAC startup and testing
- Power startup and starting

Schedule Highlights - Continued

North Concourse:

- Stair, escalator and elevators
- Overhead plumbing, fire protection piping, and overhead fixture and electrical
- Cement plaster finish in various rooms
- Glass wall panels
- LED artwork

South Concourse:

- Stair and escalator
- Overhead electrical, light fixtures and controls
- Ceiling panels
- Glass wall panels including ticket vending machine
- Terrazzo flooring
- Rolling and Grille doors

Street/Surface:

- Precast architectural concrete elements at USG terrace level
- Glass roof walk at USG terrace level
- Landscaping and drainage at USG terrace level
- USG Roof level exhaust vent
- Tap room and emergency command post at surface level
- Pavement renovation at northside of Market street
- North sidewalk plaza at USG terrace level

Work Package P-1255 (YBM) has performed the following work this month:

- Continued installing Escalators 3 and 4
- Continued installing Elevators 3 and 4
- Continued installing EV controls at Station Mezzanine
- Continued installing ceiling at Headhouse Concourse
- Continued installing artwork at Headhouse Concourse
- Continued installing Station Agent Booth at Headhouse Concourse
- Continued Systems startup and Acceptance Testing

Work Package P-1256 (STS) has performed the following work this month:

- Continued 4th/Brannan platform construction
- Continued traction power conduit and other electrical conduit installation inside tunnel for CCTV, telephone, tunnel lighting, and tunnel electrical power
- Continued traction power cable installation and terminations
- Started traction power cable testing
- Continued tunnel lighting, mini power, OCS hanger and tunnel signage installation
- Continued installation of end of platform emergency stairs at station interfaces
- Started installation of ATCS system

Master Project Schedule

Activity ID	Activity Name	Original Duration	Start	Finish	2020	2021	2022	2023	2024	2025
CENTRAL SUBWAY PROJECT										
Program Level Milestones										
P-1000	Central Subway Project Start	0	03-Jan-20	03-Jan-20						
M-1000A	General Excavation Starts - Project Milestone MA	0	05-Apr-18	05-Apr-18						
M-1000V	Resilient Piers (Sub. 15-25-2018)	0	20-Oct-17	20-Oct-17						
M-1000B	SRP National Service Start	0	26-Nov-17	26-Nov-17						
Preliminary Engineering Phase										
E-1001	Final Design	180	15-Jan-18	27-Feb-18						
E-1002	Light Rail Vehicles	180	15-Jan-18	27-Feb-18						
E-1003	Final Estimate	180	15-Jan-18	27-Feb-18						
Construction Phase										
C-1001	Construction Support and Cyclics	179	14-Jan-18	26-May-18						
C-1002	Construction UMS Contract #1 - MOS & Portal CN-1250	180	05-Jan-18	23-May-18						
C-1003	Construction UMS Contract #2 - UMS CN-1251	180	05-Jan-18	23-May-18						
C-1004	Construction Tunnel CH-1262	180	05-Jan-18	23-May-18						
C-1005	Construction STS P-1266 ATC	180	05-Jan-18	23-May-18						
C-1006	Construction STS P-1266 Radio	180	05-Jan-18	23-May-18						
C-1007	Construction CH-1300	180	05-Jan-18	23-May-18						
C-1008	CH-1300 Milestone	180	17-Jul-18	26-Mar-21						
C-1009	Construction UMS Station P-1253	180	17-Jul-18	26-Mar-21						
C-1010	Construction CTS Station P-1254	180	17-Jul-18	26-Mar-21						
C-1011	Construction YSM Station P-1255	180	17-Jul-18	26-Mar-21						
C-1012	Construction STS P-1266	180	17-Jul-18	26-Mar-21						
C-1013	Project Start Up	180	17-Jul-18	26-Mar-21						
Unallocated Contingency										
C-1014	Unallocated Contingency	180	17-Jul-18	26-Mar-21						

SFMTA Central Subway Project
Master Project Schedule
Summary Schedule - June 2020

Required Revenue Service Date: 26-Dec-18
Data Date: 25-Jun-20



Glass railings, jade-colored wall panels, and other finishing interior elements are being installed inside the upper mezzanine level for Rose Pak-Chinatown Station.

Contracts & Construction

Construction Contracts In Progress

Contract 1300: Combined Work Packages 1253, 1254, 1255, 1256

- Contractor: Tutor - Perini Corporation
- Amount: \$905.89 million
- Contract Status: 93.46% complete construction

Contracts Completed

[See Appendix D](#)

Contract 1250: Moscone Station and Portal Utilities Relocation

Contract 1251: Union Square/Market Street Station Utility Relocation

Contract 1277: Pagoda Theater Site Demolition (Funded separately from the CS Project budget)

Contract 1252: Central Subway Tunneling

Contract SBE Participation (Updated Quarterly) [See Appendix E](#)

Stations, Surface, Track and Systems

Contract 1300 Contractor: Tutor-Perini Corporation

Description of Work

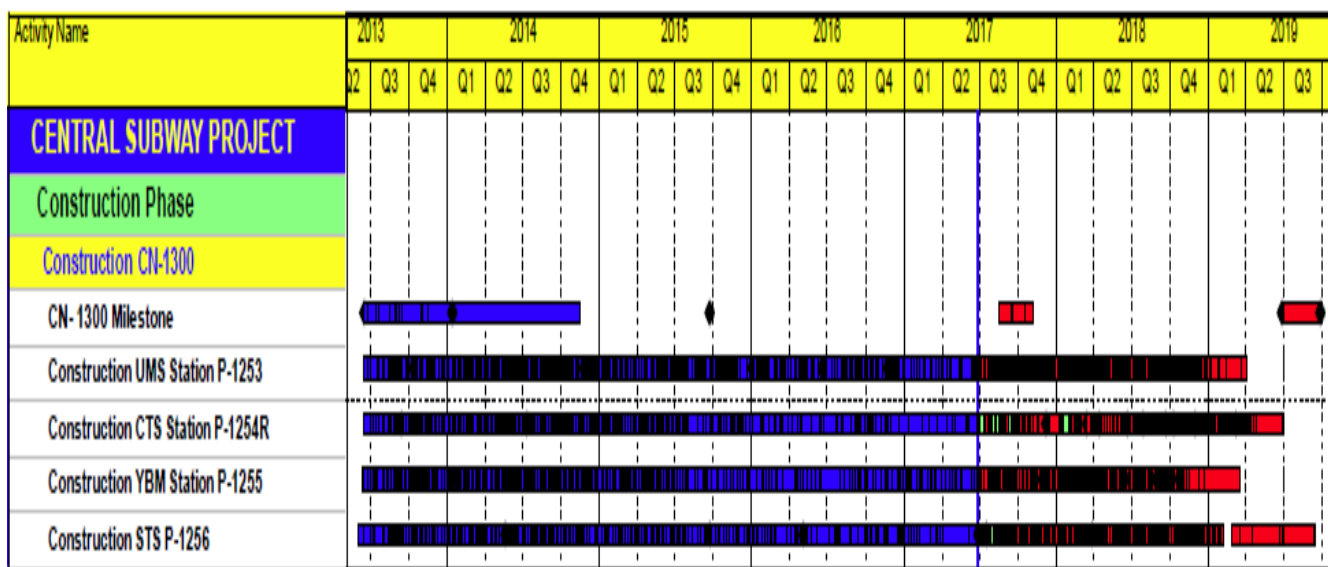
The Contract 1300 scope is to construct the Central Subway's three subway stations, one surface station, construct the 2,000 feet of surface track, and install track and operating systems throughout the new alignment. The separate station and systems work packages are presented in the following pages.

Work includes station finishes, AC and DC substations, elevators, escalators, lighting, emergency ventilation fans, HVAC fire alarm/ suppression/ protection, Cutter Soil Mixing, secant pile bottom up and Sequential Excavation Method construction, settlement monitoring, building protection, connecting to and modifying the BART Powell Street Station, PA, CCTV, signage, installation of fare collection equipment and station start-up and commissioning.

Contract Details	
Contract Awarded:	May 21, 2013
Notice to Proceed:	June 17, 2013
Substantial Completion:	December 28, 2020
Contract Award Value:	\$839,676,400
Modifications to Date (\$):	\$66,216,706
Modifications to Date (Days):	1,052
Current Contract Value:	\$905,893,106

Budget/Expenditures▲	
Current Budget	\$861,639,691
Other Project Offset Credits	\$8,745,269
Expenditures to Date	\$856,632,098

1300 Summary Schedule



Chinatown Station

Contract 1300 - Work Package 1254R

Description of Work

This Work Package is to construct one subway station. Includes station finishes, AC and DC Traction Power substations elevators, escalators, lighting, emergency ventilation fans, HVAC fire alarm/ suppression/ protection, slurry wall top-down construction, settlement monitoring, building protection, PA, CCTV, signage, installation of fare collection equipment and station start-up and commissioning.



Current Work Status

- Completed installing Stair 7
- Continued installing Stair 5 and 6
- Continued pulling service wires at Equipment Room at Underplatform level
- Continued installing overhead conduit at Traction Power rooms at Headhouse Platform level
- Continued pulling service wires at Main Electrical and Traction Power rooms at Headhouse Platform level
- Continued constructing structural steel for Elevators 1 & 2 at Platform and Concourse levels
- Continued installing storm, sewer, water piping, refrigerant, and fire sprinkler piping at all levels
- Continued installing GFRP panels at ticketing hall at Concourse level
- Continued pulling service wires at Main Communication room at Lower Mezzanine level
- Continued installing Elevators 1, 2, 3, and 4
- Continued installing Escalator 5 & 6 at Upper Mezzanine level
- Completed construction of Surface level slabs
- Continued construction of Plaza level slabs and PCC 50 Chinatown Plaza walls and stairs

- Continued installing structural steel and fire proofing for Plaza level
- Continued installing electrical conduits and sprinkler piping at Surface and Plaza levels
- Continued HVAC layout at Surface level
- Began AWSS piping construction at intersection of Stockton/Washington Streets
- Completed pulling out PG&E feeder conduits for both Normal and Alternate feeders
- Continued street work (minor), ongoing monitoring and surveying

Work Expected Next Month

Complete installing Stair 6

- Continued installing Stair 5
- Continue pulling service wires at Equipment Room at Underplatform level
- Continue installing overhead conduit at Traction Power rooms at Headhouse Platform level
- Continue pulling service wires at Main Electrical and Traction Power rooms at Headhouse Platform level
- Continue constructing structural steel for Elevators 1 & 2 at Platform and Concourse levels
- Continue installing storm, sewer, water

Chinatown Station

pipng, refrigerant, and fire sprinkler piping at all levels

- Continue installing GFRC panels at ticketing hall at Concourse level
- Continue pulling service wires at Main Communication room at Lower Mezzanine level
- Continue installing Elevators 1, 2, 3, and 4
- Complete installing Escalator 5 & 6 at Upper Mezzanine level
- Continued construction of Plaza level slabs and PCC 50 Chinatown Plaza walls and stairs
- Continued installing structural steel and fire proofing for Plaza level
- Continued installing electrical conduits and sprinkler piping at Surface and Plaza levels
- Continued HVAC layout at Surface level
- Begin constructing slabs for Roof level
- Complete AWSS pipe construction at intersection of Stockton/Washington Streets
- Close North Sidewalk of Washington Street to pedestrian traffic
- Begin underground utility construction (sewer, domestic water, AWSS) along Washington Street
- Begin joint trench construction (electrical, communications, gas, drainage) along North

sidewalk of Washington Street

- Continued street work (minor), ongoing monitoring and surveying


Three Month Look Ahead

- Complete installation of Elevators 1, 2, 3, and 4
- Complete construction of Surface, Plaza, and Roof levels at Headhouse
- Complete installing mechanical, electrical, plumbing, at Surface, Plaza, and Roof levels at Headhouse
- Complete construction of PCC 50 Chinatown Plaza
- Obtain SFDBI Green tag
- Obtain electrical power from PG&E
- Begin component and system testing
- Abandon dewatering wells on Stockton Street
- Complete traction power conduit installation and OCS at Cavern
- Complete street utility work on Washington Street



A crew lays out rolls of waterproofing membrane where future stairs will be built leading to the rooftop plaza at Rose Pak-Chinatown Station.

Station Construction Progress Section

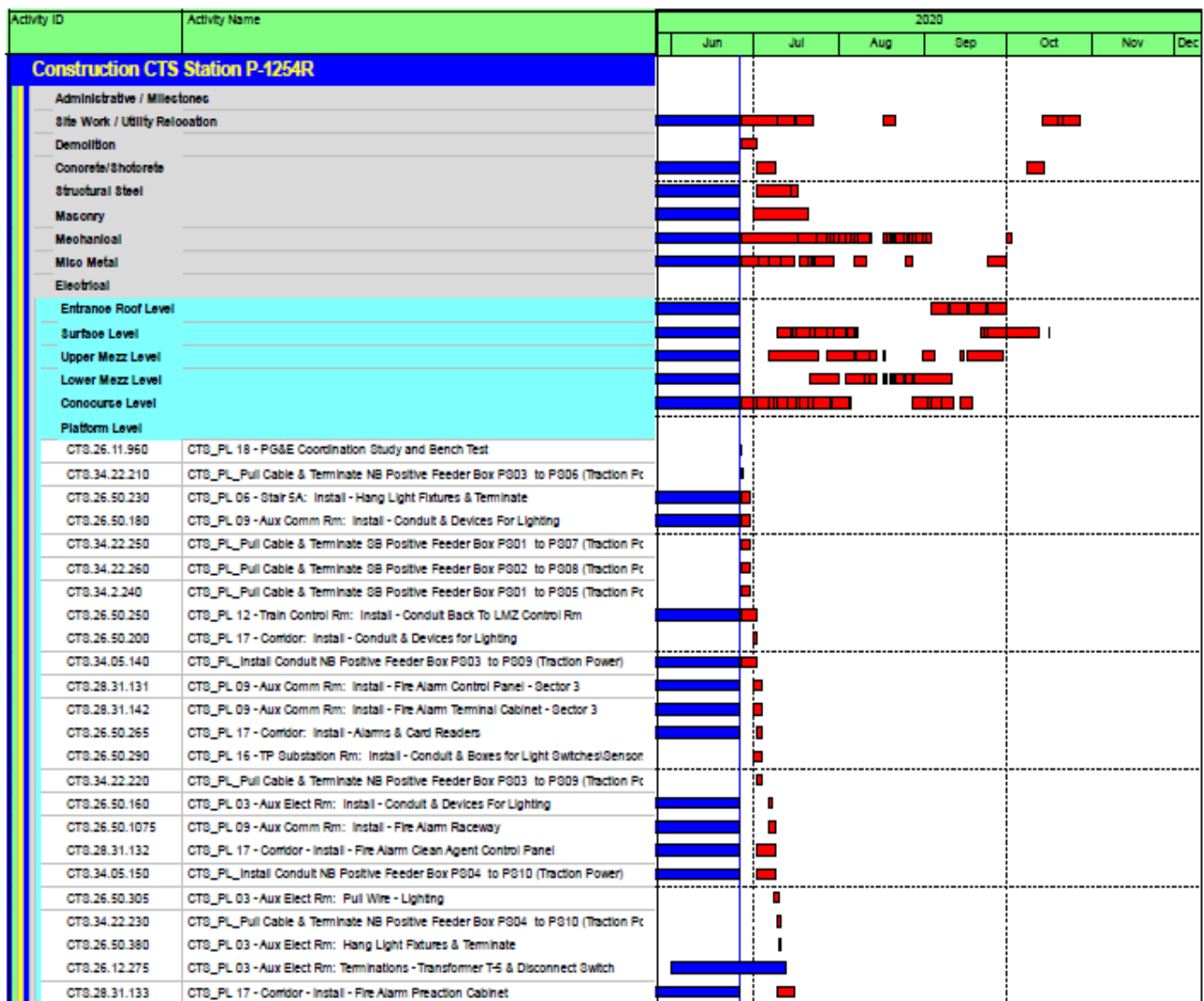


Chinatown Station Construction Status - Continued

Contract Details	
Contract Awarded:	May 21, 2013
Notice to Proceed:	June 17, 2013
Substantial Completion:	December 28, 2020
Contract Award Value:	\$247,567,810
Modifications to Date (\$):	\$52,199,817
Modifications to Date (Days):	1,052
Current Contract Value:	\$299,767,627

Budget/Expenditures	
Current Budget	\$257,567,810
Other Project Offset Credits	\$5,697,172
Expenditures to Date	\$273,664,935

CTS Three Month Schedule



Union Square/Market Street Station

Contract 1300 Work Package 1253

Description of Work

This Work Package is to construct one subway station and perform related street work. Includes station finishes, AC and DC traction power, substations elevators, escalators, lighting, emergency ventilation fans, HVAC fire alarm/ suppression/ protection, slurry wall top-down construction, settlement monitoring, building protection, PA, CCTV, signage, installation of fare collection equipment and station start-up and commissioning. This work package also involves reconstruction Street work which includes Geary St, O'Farrell St, Ellis Street and Stockton street from Post Street to the intersection of 4th / Ellis St / Market St.



Current Status This Month

Continued construction, installation and testing of the following items at -

Platform Station:

- Stairs, escalators and elevators – including glass enclosure
- Overhead plumbing, fire protection piping, and overhead fixture and electrical
- Ceiling panels and LED Artwork on concourse level
- Ceiling panels
- Light fixtures and controls
- Curved metal panel on platform strut level
- Terrazzo on concourse and platform level
- Fire Alarm /PA / Security System
- Emergency lighting and CCTV/ Communication at tunnel tie-in on platform level
- HVAC startup and testing
- Power startup and starting

North Concourse:

- Stair, escalator and elevators
- Overhead plumbing, fire protection piping, and overhead fixture and electrical
- Cement plaster finish in various rooms
- Glass wall panels
- LED artwork

South Concourse:

- Stair and escalator
- Overhead electrical, light fixtures and controls
- Ceiling panels
- Glass wall panels including ticket vending machine
- Terrazzo flooring
- Rolling and Grille doors

Street/Surface:

- Precast architectural concrete elements at USG terrace level.
- Glass roof walk at USG terrace level
- Landscaping and drainage at USG terrace level
- USG Roof level exhaust vent
- Tap room and emergency command post at surface level
- Pavement renovation at northside of Market street
- North sidewalk plaza at USG terrace level

Work Expected Next Month

Continued construction, installation and testing of the following items at -

Platform Station:

- Stairs, escalators and elevators – includ-

Union Square/Market Street Station

Contract 1300 Work Package 1253

ing glass enclosure and glass wall panels

- Overhead plumbing, fire protection piping, and overhead fixture and electrical
- Unistrut grid for ceiling panels and LED Artwork on concourse level
- Ceiling panels
- Light fixtures and controls
- Terrazzo on concourse and platform level
- Artwork on platform strut level
- Fire Alarm /PA / Security System
- Emergency lighting at tunnel tie-in on platform level
- CCTV/Communication at tunnel tie-in on platform level
- Station agent booth
- HVAC and EV startup and testing
- Power startup and testing
- Fire Alarm System startup and testing

North Concourse:

- Stairs, escalator, elevators
- Overhead plumbing, fire protection piping, and overhead fixture and electrical
- Cement plaster finish in various rooms
- LED artwork

South Concourse:

- Stair and escalator
- Overhead electrical, light fixtures and controls.
- Ceiling panels
- Rolling and Grille doors

Street/Surface:

- Precast architectural concrete elements at USG terrace level
- Glass roof walk at USG terrace level
- Landscaping and drainage at USG terrace level

- USG Roof level exhaust vent
- Tap room and emergency command post at surface level

Three Month Look Ahead

Platform Station:

Completion of the following:

- CMU wall construction
- Deck installation
- All structural concrete work
- Stairs, elevators and escalators
- Ceiling panels.
- Emergency lighting at tunnel tie-in on platform level
- CCTV/Communication at tunnel tie-in on platform level
- Station agent booth

Continued construction / begin installation and testing of the following:

- Fireproofing
- Terrazzo flooring
- Glass wall panels
- Artwork on concourse and platform level
- Light fixtures and controls
- Fire Alarm/ PA/ Security System
- Overhead plumbing, fire protection piping and overhead fixture and electrical
- Frames and pressurized doors at intermediate strut level
- Access controls
- HVAC and EV startup and testing
- Power and Lighting startup and testing
- Fire Alarm /PA / Security System startup and testing

North Concourse:

Completion of the following:

Union Square/Market Street Station

Contract 1300 Work Package 1253

- Ceiling panels
- Glass wall panels
- Stair, elevators and escalator

Continued construction / begin installation of the following:

- Terrazzo flooring
- Fire Alarm/ PA/ Security System
- Access controls

South Concourse:

Completion of the following:

- Ceiling panels
- Glass wall panels
- Stairs and escalator
- Rolling and Grille Doors

Continued construction / begin installation of the following:

- Terrazzo flooring
- Fire Alarm/ PA/ Security System
- Access controls

Street/Surface:

Completion of the following:

- Granite curb, brick sidewalk, and pedestrian ramps north of Market Street.
- Glass roof walk artwork on USG Terrace level.
- Precast architectural concrete elements for USG terrace level
- Landscaping and drainage at USG terrace level.
- USG Roof level exhaust vent
- Tap room and emergency command post at surface level

Continued construction / begin installation of the





following:

- Permanent PG&E historic streetlights at O'Farrell and Stockton Street
- Traffic cabinets

Station Excavation and Construction Progress Section

North

South

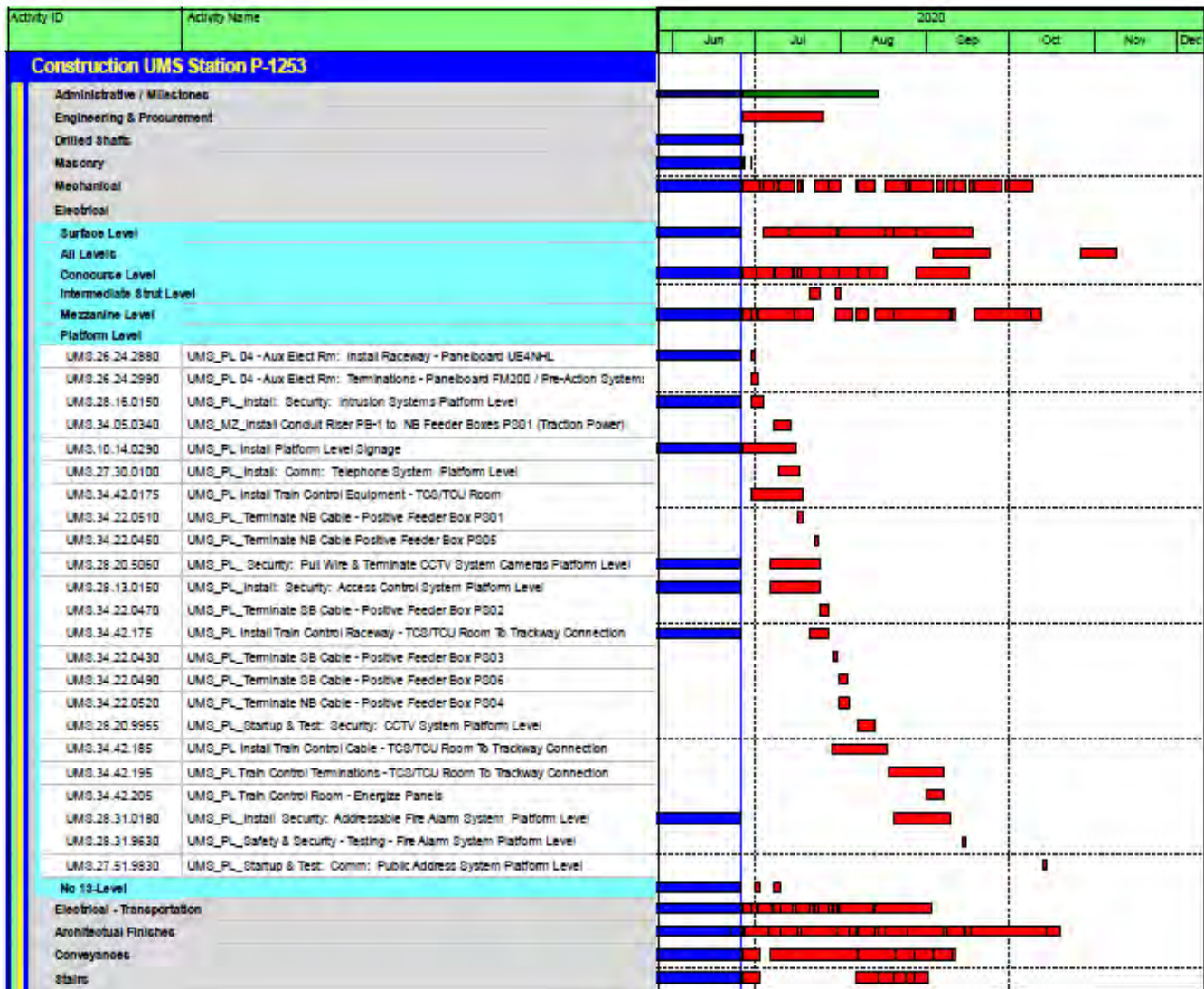


Union Square Market Street Station Construction - Continued

Contract Details	
Contract Awarded:	May 21, 2013
Notice to Proceed:	June 17, 2013
Substantial Completion:	December 28, 2020
Contract Award Value:	\$294,030,590
Modifications to Date (\$):	\$7,744,337
Modifications to Date (Days):	1,052
Current Contract Value:	\$301,774,927

Budget/Expenditures ▲	
Current Budget	\$314,030,590
Expenditures to Date	\$294,461,614

UMS Three Month Schedule



Yerba Buena/Moscone Station

Contract 1300 - Work Package 1255

Description of Work

This Work Package is to construct one subway station. Includes station finishes, AC and DC Traction Power substations elevators, escalators, lighting, emergency ventilation fans, HVAC fire alarm/ suppression/ protection, slurry wall top-down construction, settlement monitoring, building protection, PA, CCTV, signage, installation of fare collection equipment and station start-up and commissioning.

Current Status

- Continued installing Escalators 3 and 4
- Continued installing Elevators 3 and 4
- Continued installing EV controls at Station Mezzanine
- Continued installing ceiling at Headhouse Concourse
- Continued installing artwork at Headhouse Concourse.
- Continued installing Station Agent Booth at Headhouse Concourse
- Continued Systems startup and Acceptance Testing

Work Expected Next Month

- Continue installing Escalators 1 through 4
- Continue installing Elevators 3 and 4
- Continue installing Stairs 2 and 3
- Continue installing EV Controls at Station Mezzanine
- Continue installing Station Agent Booth at Headhouse Concourse
- Continue installing metal wall and Terrazzo floor in Station Concourse
- Continue installing telephone system at Station Platform level
- Continue Systems startup and Acceptance Testing
- Complete F2A Light Fixture installations at Surface Walls
- Continue installing S.S. Metal wall panels at Concourse Sector 3
- Finished Installing MCC-JF in the Main Electrical Room



- Finished Fireproofing Plaza Canopy

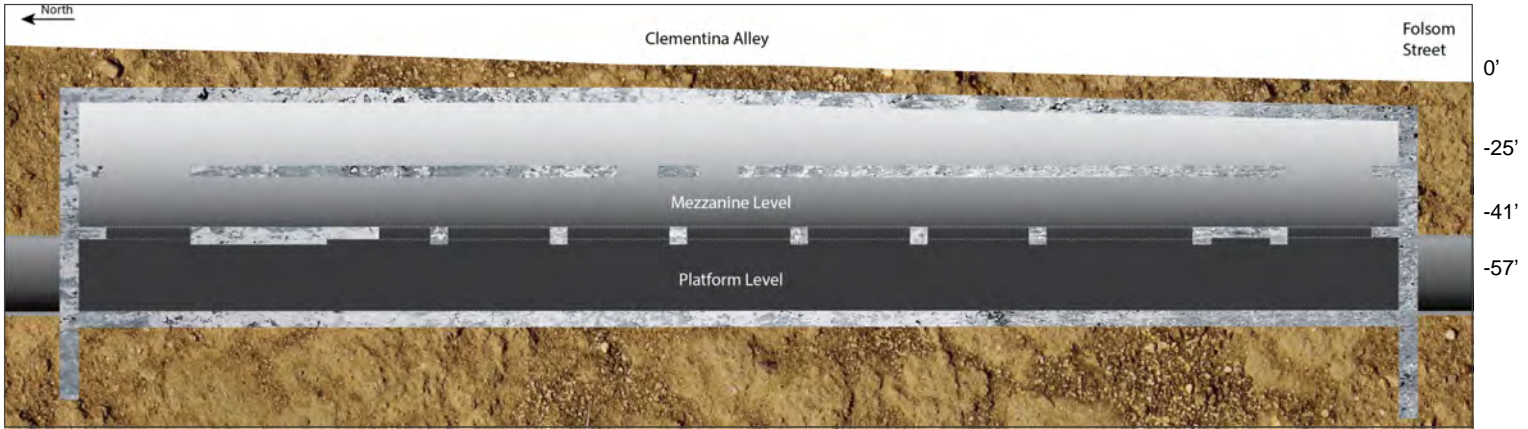
Three Month Look Ahead

- Continue interior finishes on Mezzanine & Concourse Levels within Station Box
- Begin installation of sculpture at Surface level
- Complete installation of Artwork in Headhouse Concourse
- Complete installation of Elevators 3 and 4
- Complete installation of Escalators 3 and 4
- Complete Finish grinding of Platform and Concourse Station Terrazzo Floors
- Complete installation and finish grinding of Concourse Headhouse Terrazzo Floor
- Complete Platform Kiosks
- Complete Station Agent Booth
- Complete Surface Plaza Area
- Complete Systems Start up and Acceptance Testing
- AT&T – Pull in wires to all building levels. Set trim and terminate devices
- Complete FA system
- Set trim and terminate devices – Test
- Complete CU equipment connect and testing

Station Excavation and Construction Progress Section

North


South



West

4th St.

East



Yerba Buena Moscone Station Construction - Continued

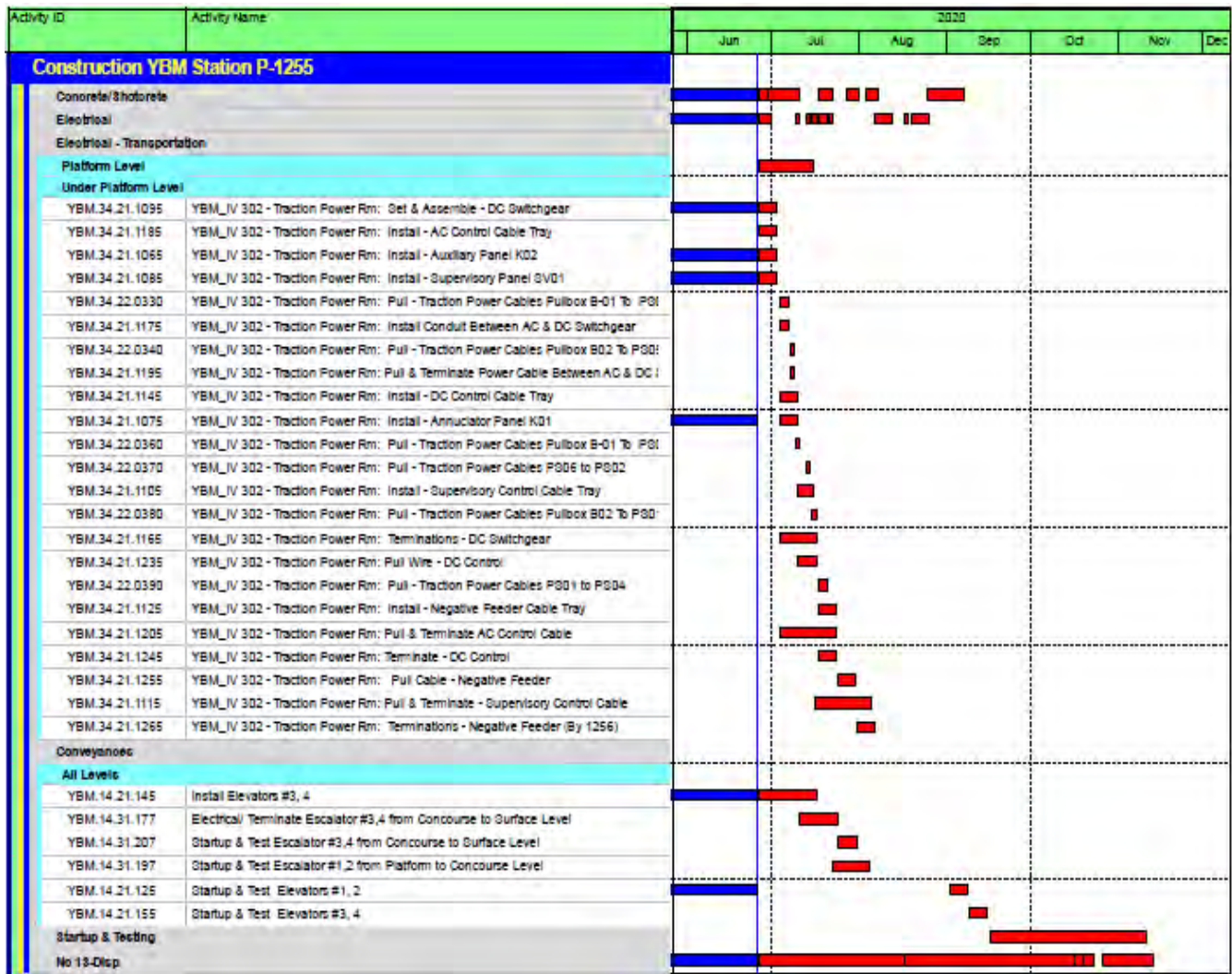
Contract Details

Contract Awarded:	May 21, 2013
Notice to Proceed:	June 17, 2013
Substantial Completion:	December 28, 2020
Contract Award Value:	\$158,089,000
Modifications to Date (\$):	\$4,889,959
Modifications to Date (Days):	1,052
Current Contract Value:	\$162,978,959

Budget/Expenditures ▲

Current Budget	\$163,089,000
Other Project Offset Credits	\$415,331
Expenditures to Date	\$157,858,519

YBM Three Month Schedule



Systems, Trackwork, & Surface Station

Contract 1300 - Work Package 1256

Description of Work

This Work Package is to construct one Surface Station. Includes light rail track and systems, track invert, track safety walkways; light rail track and systems constructed on the 2,000 foot surface for the alignment from the tunnel portal, south to the tie-in to the existing Muni T-Line at Fourth and King Streets; and the surface Fourth and Brannan Street (FBS) Station.

Current Status

- Continued 4th/Brannan platform construction
- Continued traction power conduit and other electrical conduit installation inside tunnel for CCTV, telephone, tunnel lighting, and tunnel electrical power
- Continued traction power cable installation and terminations
- Started traction power cable testing
- Continued tunnel lighting, mini power, OCS hanger and tunnel signage installation
- Continued installation of end of platform emergency stairs at station interfaces
- Started installation of ATCS system
- Started installation of blast doors at tunnel Cross-passages

Work Expected Next Month

- Continue 4th/Brannan platform construction
- Continue traction power conduit and other electrical conduit installation inside tunnel for CCTV, telephone, tunnel lighting, and tunnel electrical
- Continue Traction Power Cable installation and terminations
- Continue traction power cable testing
- Continue tunnel lighting, mini power, OCS hanger, ATCS and tunnel signage installation
- Complete installation of end of platform emergency stairs at station interfaces
- Continue installation of blast doors at tunnel Cross-passages



- Complete trackwork at 4th/King intersection

Three Month Look Ahead

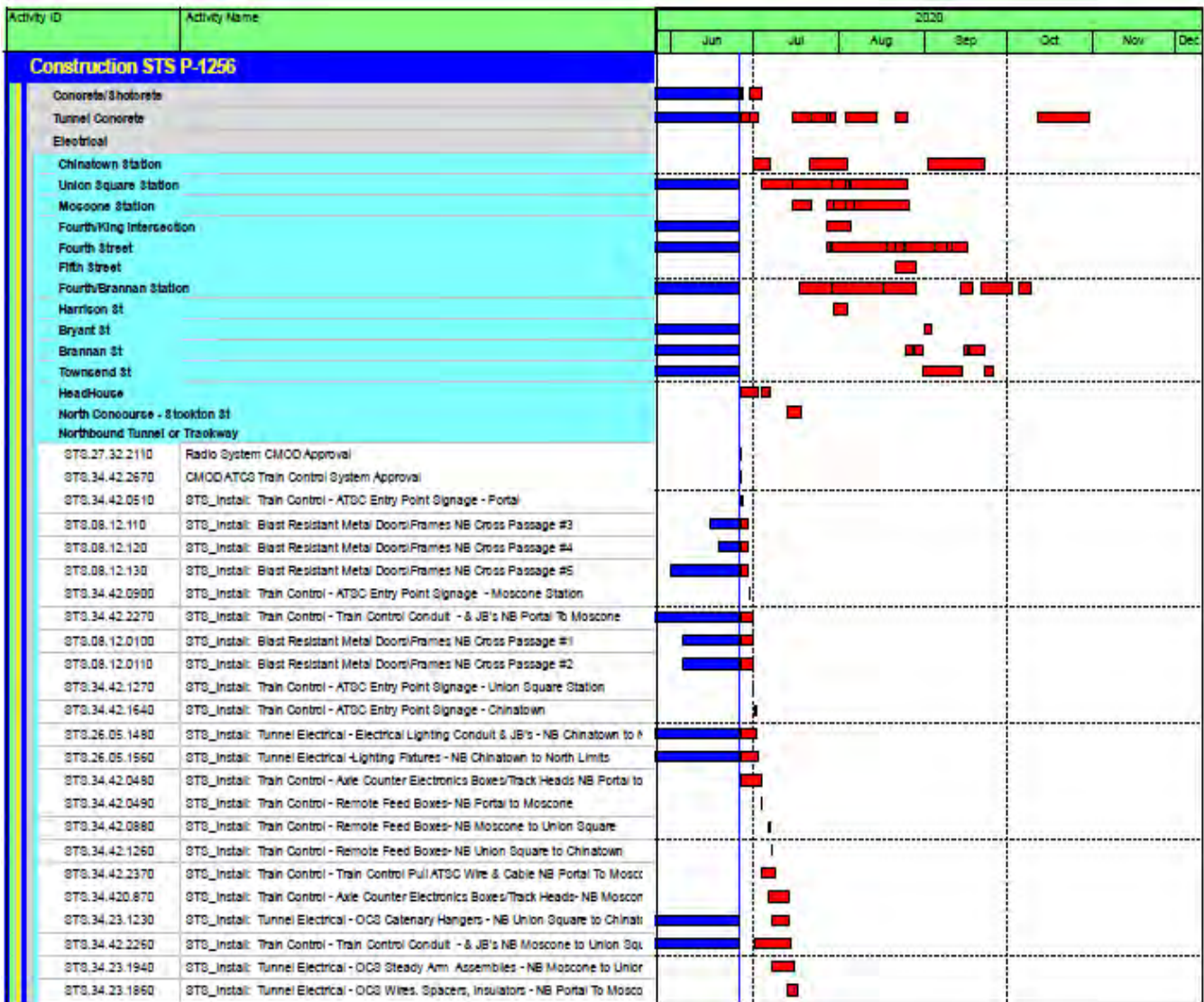
- Complete OCS/street light pole installation
 - Continue OCS support/wire installation in tunnel and on 4th Street
 - Continue 4th/Brannan platform construction
 - Continue electrical conduit installation inside tunnel for CCTV, telephone, tunnel lighting and tunnel electrical
 - Continue tunnel lighting, mini power, OCS hanger, ATCS and tunnel signage installation
 - Continue installation of blast doors at tunnel Cross-passages
 - Continue pulling traction power feeder cables on surface
 - Continue train case fabrication and testing for 4th/King and Bluxome Crossover
 - Complete tie in for track work and surface signaling to existing system at 4th/King
- 26 Start fiber and radio system installation

Systems, Trackwork, & Surface Station Construction - Continued

Contract Details	
Contract Awarded:	May 21, 2013
Notice to Proceed:	June 17, 2013
Substantial Completion:	December 28, 2020
Contract Award Value:	\$139,989,000
Modifications to Date (\$):	\$1,382,594
Modifications to Date (Days):	1,052
Current Contract Value:	\$141,371,594

Budget/Expenditures	
Current Budget	\$126,952,290
Other Project Offset Credits	\$2,632,766
Expenditures to Date	\$136,631,643

Systems, Track and Surface Station Three Month Schedule



Program Components

Community Outreach

Outreach public information, events and presentations for June 2020 include:

- Ongoing outreach to merchants and residents by email and social media
- Produced quarterly construction update video and other multimedia content
- Responded to constituent complaints and questions
- Preparation and dissemination of construction notices

Outreach in Support of Mitigation and Monitoring

- Team members participated in weekly teleconference meeting to address neighborhood concerns
- Weekly photo documentation of project work and editing
- Weekly construction update emails sent to list of approximately 700 residents and stakeholders

Media coverage

Central Subway Media Coverage			
Date	Title (with link to story)	Source	Reporter/Writer
6/5/2020	https://content.govdelivery.com/accounts/CASFMTA/bulletins/28f5994	SFMTA	Central Subway Update for June 2020
6/9/2020	SFMTA says Central Subway projected to open for service by end of 2021	Mass Transit Magazine	SFMTA
6/15/2020	Behind schedule, Central Subway Project now expected to open by end of 2021	SF Bay	Jerold Chinn
6/16/2020	San Francisco's Central Subway Sees Completion Date Pushed Back To End Of 2020	CBS San Francisco	KPIX 5

Quality Assurance

Quality Assurance monthly activity of oversight, surveillance, audits, proactive feedback and QA records actively involves the Project construction management staff, the resident engineers, the prime construction contractor and their subcontractors.

Stations and Systems Contract CN1300 Quality Assurance Monitoring Activities

Project Quality Assurance performs the following activities to ensure that the quality program complies with project quality requirements:

- QA observation of all work in progress for all work packages
- QA observations of QC inspection, testing and documentation by Smith Emery for all work packages
- QA observation of station construction at CTS, UMS, and YBM
- QA observation of STS invert and plinth concrete placement and track installation
- QA observation of STS rail preparation and installation
- QA review of TPC's Quality Control (QC) Daily Inspection Reports posted to project records CM13 which includes TPC's Specialty Subcontractor's QC checklists, associated documentation and Smith Emery inspection and testing reports provided by TPC's subcontractor that provides laboratory and inspection services – including special inspections required for the City of San Francisco's Department of Building Inspection (DBI) for all permitted work
- QA participation in definable feature of work preparatory and initial phase meetings as scheduled by the contractor's QC manager
- QA participation in Weekly Work Package Progress Meetings for STS, YBM, UMS and CTS
- QA participation in Monthly Project Risk Mitigation, Safety and Security, and weekly Construction Management Board (CMB) meetings as scheduling constraints allow

Document comment and review:

- QA staff reviews quality related submittals, other submittals and Requests for Information (RFIs) as needed and requested to support the RE's and CM administration of the Quality Assurance Program
- QA staff performs random checks of the Contractor's independent field inspection and testing laboratory reports and results as provided by the Contractor's testing laboratory
- Contractor Non Conformance Reports (CNCR) Status as indicated in the TPC QC CNCR Log:
 - ◇ Initial: 10 CNCRs are currently posted to the CNCR Log as INITIAL entries. (The Contractor is required to generate a CNCR within 24 hours of becoming aware of what appears to be nonconforming work).
 - ◇ Dispositioned (not acceptable): 34 CNCRs are currently posted to the CNCR Log as DISPOSITIONED (NOT ACCEPTABLE) and have been returned to the Contractor because the RE's review of the Contractor's proposed disposition determined that the proposed disposition is not appropriate and must be revised).
 - ◇ Dispositioned: 7 CNCRs are currently posted to the CNCR Log as DISPOSITIONED and are being reviewed by associated SFMTA RE to verify that the Contractor's proposed dis-

Quality Assurance - Continued

position is appropriate.

- ◇ Approved: 30 CNCRs are currently posted to the CNCR Log as APPROVED because the suggested REPAIR dispositions have been approved and the CNCRs will remain open until the approved REPAIR procedure is performed
- ◇ Closed: 417 CNCRs are currently posted to the CNCR Log as CLOSED.
- ◇ Voided: 53 CNCRs are currently posted to the CNCR Log as VOIDED (subsequent evaluation of the INITIAL CNCRs determined that a CNCR is not warranted)
- ◇ 551 CNCRs are currently posted to the CNCR Log
- ◇ 81 CNCRs are currently posted to the CNCR Log as OPEN

Notice of Non-compliance (NCN):

- Project QA has issued 33 NCNs

Audits:

- Previously, Project QA performed an audit of the Contractor's compliance with specified requirements for Project Coordination and Management Staff. The audit resulted in five findings and five Corrective Action Requests. These findings remain open
- During this period, Project QA initiated an audit of the Contractor's compliance with document control and quality records requirements for the period

QA Issues:

- The Contractor does not currently have the required number of QC staff. Four (4) full-time Assistant Contractor Quality Managers are required by Contract. Currently there are three vacancies.
- The Contractor does not have a QC manager on the site at all times during construction as required by Contract.
- The Contractor continues to perform work in some instances prior to receipt of approved required submittals (including product information, coordination and shop drawings) and RFIs with or without knowledge of the Contractors QC or responsible production supervision. This presents potential risk

QA Concerns:

- The contractor continues to furnish and install OCS poles without meeting prerequisite certification requirements. Project QA issued STS NCN 003. The Contractor has not responded to the NCN
- The Contractor continues to VOID CNCRs without demonstrating that the work meets Contract requirements
- The Contractor is not identifying all nonconforming work as required by Contract
- The Contractor continues to perform CNCR repairs prior to receiving approval of the proposed repair procedures
- The untimely identification and mitigation (SFMTA approval) of "last minute items" remains an ongoing challenge to all involved and often generates nonconforming work. Project quality has not suffered to date; however the aforementioned concern remains
- Project schedule compression demands disrupting RE, design staff priorities, and work flows as mentioned above; quality has not suffered but the concern remains

Quality Assurance - Continued

- CNCR 354, which documents that standard strength and not high strength 115 RE rail has been furnished and installed by Tutor Perini Corporation (TPC) the C1300 Contractor. CNCR 354 was dispositioned as Use-As-Is and was then rejected by SFMTA and returned to TPC QC to address the requirements of 34 11 14 *Rail*. SFMTA wrote a letter to TPC directing the removal of the non-conforming rail. SFMTA QA was informed by TPC's Project Manager that CNCR 354 would be voided. SFMTA QA's concern is that that CNCR 354 was voided by TPC perceived ambiguities in the contract documents without consideration of other contract document requirements. Non-compliance Notice NCN STS-001 was issued, directing TPC to reinstate CNCR 354. The CNCR has not been reinstated. This issue is being closely monitored by SFMTA

Program QA Practices Implemented:

- Close-out of Corrective Action Requests: Close outs continued as required from Quality Assurance staff's audits, surveillances and PMOC quarterly reviews. The status is tracked in the Corrective Action Log that is available to the project team and the FTA PMOC
- Project QA continues to hold weekly meetings with the Resident Engineers, Assistant Resident Engineers, and QA inspectors of all stations to review project quality assurance procedures and requirements and to discuss contractor quality control requirements

Risk Management

A Risk Mitigation Management Meeting took place on Tuesday June 2, 2020. The members of the Risk Assessment Committee will reconvene at a later date to review the top risks item in accordance with the risk summary sheet, which have been given a rating by the Committee of six and above. The Committee will discuss impacts of COVID 19 to the risk management of the program.

Currently, thirty-four (34) construction risks, two (2) revenue service risk and one (1) remaining requirement risk, are being tracked on the Project's Risk Register; in addition to, establishing strategies for mitigation and evaluating potential unforeseen issues or conditions.

The Committee will continue to follow risks and risks will be monitored and statuses updated with the use of the risk mitigation status sheets, providing monthly updates by the Risk owner to demonstrate the assigned mitigation strategy is being implemented. The program is working with FTA and other funding partners to evaluate the current Revenue Service Date (RSD) related to risk, schedule, and cost. The program is in the process of validating the risk assessment report which was last updated at the end of 2019. The program plans to reissue an updated risk assessment when complete. The program will request an extension of the Revenue Service Date with adjusted cost in compliance with FFGA requirements to ensure that the program has sufficient schedule and cost contingency.

Top Risks

Risk #	Risk Description	Risk Rating	Contract Phase
255	Water leaks at YBM station, including water in conduits to both electrical room and TP room	10	YBM
251	Physical activities missing (not defined) in the schedule / identify activities of undefined scope	8	STA
205	Prolong period of CMod's creates additional cost/causes bad blood between Resident Engineer and Contractor	8	STA
257	Systems Test Integration between components does not work; fails	8	RS
253	Do not have adequate (subcontractor) resources defined to perform the work to meet schedule performance	6	STA
238	Quality Program is ineffective in processing the nonconformance items causing schedule impacts	6	STA
229	CN1300 System Acceptance Testing takes a prolonged amount of time	6	STA
230	SFMTA Commissioning Coordination (inaccurate time for coordination or participation from Muni Ops)	6	STA
261	Internal Staffing Resource Issue	6	GEN
254	CPUC Field Certification - Not having enough staff to certify the work may slow down the process	6	STA

Program Safety & Security

On March 17, 2020, the Mayor and the City's Health Office issued a Public Health Order to "Shelter-In Place" in response to the COVID-19 pandemic. The City's Health Office has issued adjustment to the health order to ensure safety to the public. The Contractors have implemented a revised site Safety and security plans to incorporate various requirements of the order. Construction of the Central Subway project continues to progress and Construction Management team continues to monitor progress and to monitor the Contractor and Subcontractors compliance with the site safety plan.

The Contractor has reported eight (8) positive cases within their labor forces. The impacted labor forces are within several trade groups. The primary impacted area is the electrician trade from Fisk and Abbett. The other impacted subcontractor is BEST which is providing water sealing effort at YBM Station. All eight positive cases are quarantined until they meet the requirements to return to work. Safety and CM team continues to monitor these cases to ensure compliance with the Safety and Security protocols. Beyond these positive cases, the Contractor reported five (5) additional cases which was later identified to be negative. Due to the nature of these reports and locations where these work forces were working, the Contractor closed the tunnel and stations for one weekend to have a major cleanup in the impacted areas. CM team has added additional resources to monitor these cases along with others that are identified. The schedule team continue to monitor impacts to the production rate with these reported cases.

The San Francisco Municipal Transportation Agency is committed to the highest practical level of safety and security standards and practices in the public transit industry. The Safety and Security Management Plan (SSMP) components are reported on below as appropriate including, Safety and Security Committee, the Fire Life Safety and Security Committee the Construction Conformance Verification and Documentation and Contractor Safety and Security.

Project Management/Construction Management (PMCM) Team

Safety bulletin boards have subjects covering the daily job briefings. Weekly safety meetings are held on a weekly basis so all staff has an opportunity to attend. In response to shelter-in place, we have transitioned the weekly in person safety meetings to interfacing online via the Microsoft teams app platform.

Safety Summary for the 1300 Stations Systems Track Construction Package

In June, there was one recordable injury; a puncture in the right hand by a carpenter.

Table 1300 Stations Construction Safety Record

Table 1300 below summarizes the Month to Date and Project to Date for the Stations, Systems and Track Construction contractor and subcontractors.

Next Month Look Ahead

1300 Contract

1. At CTS, we continue to install overhead conduit, stairs, water piping, CMU wall, and GFRC panels.
2. At UMS, we continue to install stairs, elevators, overhead plumbing, fire protection piping, and overhead fixture and electrical.
3. At the YBM station, we continue to install escalators, elevators, EV controls, and ceiling.
4. At the STS station, we continue traction power conduit and other electrical conduit installation inside the tunnel.

Program Safety & Security - continued

Project Safety Record - Contract 1300

Through Month End June 2020

SAFETY GOALS

OSHA Recordable Accidents, <3.4
Lost Time Cases, <1.6

JOB TO DATE	Tutor	Subs	Total Project	Rate*
OSHA Recordable Accidents	33	8	41	1.89
Job Transfer or Restricted Duty Cases	0	0	0	0.00
Lost Time Cases	10	1	11	0.51
Total Project Incidents	43	9	52	2.40
Man Hours Worked Through M/E June 2020	2,099,762	2,240,491	4,340,254	


YEAR TO DATE (Month ,Day, Year to Month, Day, Year)	Tutor	Subs	Total Project	Rate*
OSHA Recordable Accidents	2	2	4	2.40
Job Transfer or Restricted Duty Cases	0	0	0	0.00
Lost Time Cases	0	0	0	0.00
Total Project Incidents	0	0	0	0.00
Man Hours Worked Through M/E June 2020	105,272	228,063	333,335	

* Rate is calculated based on number of incidents divided by total number of man hours worked multiplied by 200,000 man hours.
OSHA Recordable Accidents - 2008 Construction Industry Rate for Highway, Street, and Bridge Construction = 3.9

*Classifications change at a later date due to additional information becoming available, thereby, changing the numbers on the chart.
For example, what was once classified as an accident can become a first aid which leads it to no longer being recordable.

Technical Capacity

The program has added staff to Construction Management and Safety team to monitor the new requirements related to COVID. Additionally, the Program continues to identify other staff for the construction management team. These staff are needed to provide support for the current construction activities and Contract Modification process to ensure that the program catches up to the backlog. These additional staff will supplement the existing staff to properly support ongoing effort to complete the project.



Workers excavate and shore up a trench for utility laterals adjacent to the Rose Pak-Chinatown Station entrance site at Stockton and Washington.

Staffing

The Central Subway Staffing Table shows Planned and Actual full-time equivalent staff (FTEs) working on the Program by organizational function and responsibility.

	Apr-2020		Mag-2020		Jun-2020	
	Planned	Actual	Planned	Actual	Planned	Actual
Project Management						
Program Management	6.60	4.75	6.60	4.75	6.60	4.75
Quality Assurance	1.80	1.00	1.80	1.00	1.80	1.00
Contract Administration	1.40	8.15	1.40	8.15	1.40	8.15
Community Outreach	5.50	2.00	5.50	2.00	5.50	2.00
Finance	2.00	0.00	2.00	0.00	2.00	0.00
Project Controls	4.80	4.65	4.80	4.65	4.80	4.65
Subtotal	22.10	20.55	22.10	20.55	22.10	20.55
Construction Management						
CM - CN 1252	0.00	0.00	0.00	0.00	0.00	0.00
CM - CN 1300	21.55	24.75	21.55	24.75	21.55	24.75
Design Support - CN 1252	0.00	0.00	0.00	0.00	0.00	0.00
Design Support - CN 1300	9.00	13.00	9.00	13.00	9.00	13.00
Subtotal	30.55	37.75	30.55	37.75	30.55	37.75
Start Up						
Start Up / Safety & Security	5.95	1.20	5.95	1.20	5.95	1.20
Subtotal	5.95	1.20	5.95	1.20	5.95	1.20
Total	58.60	59.50	58.60	59.50	58.60	59.50

*FTE counts may change at a later date due to additional information becoming available, thereby, changing the numbers on the chart.

Third-Party Agreements

No activity in this reporting month.

LRV Procurement

SFMTA has initiated a new light rail vehicle procurement to acquire up to 260 vehicles over the next 15 years. The scope includes the design, manufacture, delivery and testing of up to 260 light rail vehicles together with associated services, spare parts, special tools, training and documentation. This includes an initial delivery of 24 cars, scheduled for delivery from 2017 - 2018 to supplement the fleet when the SFMTA's Third Street Phase 2 - Central Subway Project extension opens.

The delivery of 24 vehicles related to Central Subway has been completed.



Utilities, conduits, and permanent lighting are being extended from the north end of Union Square/Market Street Station, where the platform meets the southbound tunnel.

central **T** subway

Current Construction Activity



Chinatown (CTS)



Union Square/Market Street (UMS)




Yerba Buena/Moscone (YBM)




4th St. Surface Track, Systems (STS)





Carpenters build massive concrete forms toward the west side of the surface site of Rose Pak-Chinatown Station, where the future street-level entrance structure is going up.



Structural beams and corrugated steel panels which will hold the future Rose Pak-Chinatown Station rooftop plaza are being placed and installed.




Varied jade-colored wall panels are being placed to create finished interior walls at the base of the dual escalators and entrance staircase for Rose Pak-Chinatown Station.



A crew sets up a light stand for night work to connect station utilities to city lines at the intersection of Stockton and Washington.



A long, rolling scaffolding assembly helps workers easily install utilities ceiling panels, and permanent lighting near the north end of the Union Square/Market Street Station concourse.



Workers carefully place a section of white wall panel next to the future descending escalator inside the north end of Union Square/Market Street Station.



Soil and trees are being placed as part of Union Square/Market Street Station's north entrance roof construction, and Union Square terrace restoration.



A worker shapes a piece of wall paneling near where the station concourse for Union Square/Market Street Station will open up into Powell Station under Market Street.



Workers remove scaffolding after the installation of portions of a public art piece above the future fare gates of Yerba Buena, entitled "Face C/Z" by artist Leslie Shows.



A fireproofing material has been sprayed against the underside of the station entrance roof near the street-level elevator entrances for Yerba Buena/Moscone Station.



Gleaming, lit glass and stainless steel panels adorn the interior of the concourse level for Yerba Buena/Moscone Station.



A technician inspects future fan control panels inside Yerba Buena/Moscone Station.



A crew in a work truck positions itself to begin installation of a mounting bracket for the overhead catenary wire.



A new tunnel walkway staircase has been constructed where the of Union Square/Market Street Station platform transitions into the southbound tunnel.



A technician prepares to install portions of a permanent lighting assembly inside one of the subway tunnels.



Colorful, decorative tile mosaics have been added to the face of the 4th and Brannan surface station, prior to pouring and smoothing the finished terrazzo platform surface around them.

Appendix A

DETAIL COST REPORTS

*June 2020 Notice: The City continues to experience problems that were caused by error and inaccuracy from the transition from FAMIS to Financial System Project (FSP). An updated methodology has been implemented within the financial reporting that will provide more accurate figures for transactions occurring in fiscal year 2020.

1. PROJECT COST

The Current Cost Estimate (CCE) for the Central Subway Project is \$1.578 billion in year of expenditure dollars (\$YOE). The project continues to evaluate the Estimate at Completion (EAC) and has presented information to the SFMTA Board. The project is working with SFMTA Finance and Grants to identify these additional source of funds to provide for the shortfall. Currently, the project estimates the EAC to be \$1.626B or \$48M above the current budget. This EAC has not been finalized as additional cost will need to be considered including the potential cost of delay due to the current pandemic crisis. When the EAC and the funds are identified, the team will revised the various cost sheet to reflect the new budget and EAC number along with any impacted appendix. The team anticipates that this will take several report cycles to adjust.

Total net incurred costs for the project are \$1,543.62 million, a \$8.91 million increase over last month. The cost to date figure reflects expenditures through FAMIS 786 Report (\$1,519.45 million) plus the utilities joint trench Form B Reimbursement payment (\$12.51 million), invoices currently being processed (\$18.33 million) and estimates of outstanding pay requests (credits of \$6.64 million). This incurred amount equals 97.8% of the total project budget of \$1.578 billion.

The current funding level to date is \$1,568.38 million and includes Operating funds FY2019/2020 \$7,570,000 and Proposition B (City of San Francisco Adjusting Transportation Funding for Population Growth) FY2020 \$4,070,000 appropriated in May 2020 . This represents 99.4% of the total project budget and we anticipate the addition of \$9,918,937 to complete the funding of the program.

CONTRACT	PP NO	PP PERIOD TO	PROG PYMT AMOUNT
CS155.1*	70	6/30/2016	\$ 24,327.00
CS155.1*	71	9/30/2016	\$ 65,000.00
CS155.1*	72	12/30/2016	\$ 50,000.00
CS155.1*	73	3/31/2017	\$ 35,282.00
CS155.2*	122	4/30/2020	\$ 314,590.44
CS155.2*	123	5/31/2020	\$ 314,590.44
CS155.2*	124	6/30/2020	\$ 314,590.44
CS155.3	119	2/29/2020	\$ 179,287.12
CS155.3*	120	3/31/2020	\$ 179,287.12
CS155.3*	121	4/30/2020	\$ 179,287.12
CS155.3*	122	5/31/2020	\$ 179,287.12

CONTRACT	PP NO	PP PERIOD TO	PROG PYMT AMOUNT
CS155.3*	123	6/30/2020	\$ 179,287.12
CN1300	77	4/30/2020	\$ 4,468,758.00
CN1300	78	5/31/2020	\$ 6,194,011.00
CN1300	79	6/30/2020	\$ 6,183,042.00
CS149	134	1/31/2020	\$ 990,726.00
CS149*	135	2/29/2020	\$ 1,310,686.57
CS149*	136	3/31/2020	\$ 1,365,000.00
CS149*	137	4/30/2020	\$ 1,365,000.00
CS149*	138	5/31/2020	\$ 1,365,000.00
CS149*	139	6/30/2020	\$ 1,365,000.00
other accruals*		6/30/2020	\$ (14,926,686.03)

* Estimated Amount \$ 11,695,353.46

2. CONTINGENCY ALLOCATIONS AND USAGE

The current Total Project Contingency is negative \$34.85 million. The Contingency Drawdown Curve is shown in Report 7.3. Follows by Report 7.4 Contingency Management Trend Report with the Remaining Contingency after Approved Changes Deducted contingency items in column “i”.

In this reporting period, CN1300 Station did not process any contract modifications. Refer to Report 7.5 for approved contract modifications and potential changes.

3. BUDGET TRANSFERS

No budget transfers in this reporting period.

4. FORM B

The Utilities Joint Trench Form B Details is listed in the Table A2 below. Total utilities joint trench Form B Reimbursement payment to three construction contracts is \$12.51 million.

TABLE A2: UTILITIES JOINT TRENCH FORM B DETAILS	[A] Mar 2015 BUDGET	[B] EXPENDED TO DATE	Associated Cost Account
1.3.491.07.040.02 - FORM B - CN1250 UTILITY REIMBURSEMENT	(2,275,419)	2,463,325	1.3.081.07.040.02 - 1UTL:SITWORK: UTILITIES & RELOC
1.3.491.08.040.02 - FORM B - CN1251 UTILITY REIMBURSEMENT	(7,618,412)	3,608,217	1.3.082.08.040.02 - 2UTL:SITWORK:UTILITIES&RELOCATE
1.3.491.02.040.02 - FORM B - CN1252 UTILITY REIMBURSEMENT	(254,050)	3,975,656	1.3.083.02.040.02 - TUNN:Sitework:Utilities & Relocate
1.3.491.04.040.02 - FORM B - CTS: CN1300 UTILITY REIMBURSEMENT	(451,703)	443,046	1.3.085.04.040.02 - CTS.1254: SITE UTILITIES, UTILITY RELOCA
1.3.491.09.040.02 - FORM B - STS: CN1300 UTILITY REIMBURSEMENT	(1,000,000)	1,053,691	
1.3.491.03.040.02 - FORM B - UMS: CN1300 UTILITY REIMBURSEMENT	(528,370)	467,600	1.3.084.03.040.02 - UMS.1253: SITE UTILITIES, UTILITY RELOCA
1.3.491.05.040.02 - FORM B - YBM: CN1300 UTILITY REIMBURSEMENT	(100,000)	495,879	1.3.086.05.040.02 - YBM.1255: SITE UTILITIES, UTILITY RELOCA
TOTAL	(12,227,954)	12,507,414	

5. EARNED VALUE (EV) ANALYSIS

In June 2020 Report, the Preliminary Earned Value Analysis reports is based on the SFMTA June Schedule Update. The Planned Value, Earned Value, Actual Cost, Percent Complete and resulting indexes as follows:

Preliminary June Earned Value

Overall Budgeted Cost:	\$1,578,300,000
Planned Value:	\$1,590,968,161
Earned Value:	\$1,470,038,963
Actual Cost:	\$1,543,619,099
Schedule Performance Index (SPI):	0.92
Cost Performance Index (CPI):	0.95
Percent Complete:	92.3%

SFMTA, EV Chart
JUNE 30, 2020 Update

Activity ID	Activity Name	Start	Finish	Performance % Complete	Budgeted Total Cost	Planned Value Cost (PV)	Earned Value Cost (EV)	Actual Total Cost (AC)	CPI	SPI
CENTRAL SUBWAY PROJECT										
	Preliminary Engineering Phase	03-Jun-03 A	07-Dec-23	92.25%	\$1,570,299,999.95	\$1,500,968,161.45	\$1,470,038,963.29	\$1,543,619,099.00	0.95	0.92
	Final Design	03-Jun-03 A	07-Jan-10 A	100%	\$46,542,061.34	\$46,542,061.02	\$46,542,061.02	\$46,542,060.53	1.00	1.00
	Light Rail Vehicles	08-Jan-10 A	17-Jun-13 A	100%	\$115,075,987.10	\$115,075,987.06	\$115,075,987.06	\$113,952,469.99	1.01	1.00
	Real Estate	15-Apr-13 A	23-Dec-20	8.25%	\$16,800,000.00	\$26,385,653.00	\$2,177,131.58	\$11,929,246.72	0.18	0.08
	Construction Phase	01-Aug-08 A	15-May-15 A	100%	\$32,140,417.71	\$37,405,895.00	\$37,405,895.00	\$30,543,064.53	1.22	1.00
	Construction Support and Costs	03-Jan-10 A	04-Jan-23	93.4%	\$1,360,858,864.80	\$1,356,039,108.88	\$1,268,837,888.63	\$1,340,652,257.23	0.95	0.94
	Construction Utility Contract #1 - MOCIS & Portal CN-1250	03-Jan-10 A	04-Jan-23	98.28%	\$210,224,127.80	\$199,862,849.06	\$196,420,237.32	\$202,532,499.71	0.97	0.98
	Construction Utility Contract #2 - UMS CN-1251	04-Jan-10 A	23-May-11 A	100%	\$11,998,150.00	\$11,998,150.00	\$11,998,150.00	\$11,968,150.00	1.00	1.00
	Construction Tunnels CN-1252	12-Jan-11 A	15-Oct-12 A	100%	\$20,669,081.47	\$20,784,582.00	\$20,784,582.00	\$20,669,081.47	1.01	1.00
	Construction STS P-1256 ATCS	08-Jun-11 A	26-Jun-20	93.05%	\$233,511,253.03	\$251,069,047.23	\$233,608,974.38	\$233,511,253.34	1.00	0.93
	Construction STS P-XXXX Radio	20-May-14 A	11-Jan-21	53.87%	\$18,036,709.00	\$16,601,190.55	\$9,715,504.32	\$9,322,464.00	1.04	0.62
	Construction CN-1300	27-Aug-19 A	04-Mar-21	0.8%	\$4,809,852.50	\$4,775,011.08	\$38,735.60	\$32,098.00	1.21	0.01
	Unallocated Contingency	03-Jun-13 A	29-Mar-21	93.46%	\$861,639,691.00	\$851,968,278.96	\$796,291,705.11	\$862,616,710.71	0.92	0.93
	Project Management	26-Jun-20	28-Dec-21	0%	\$6,882,669.00	\$9,519,456.49	\$0.00	\$0.00	0.00	0.00
		29-Dec-21	07-Dec-23	0%	\$0.00	\$0.00	\$0.00	\$0.00	0.00	0.00

Earned Value Analysis and Definitions

SPI is a measure of schedule efficiency on a project. It is the ratio of earned value (EV) to planned value (PV). A SPI equal to or greater than one indicates more work was completed than planned and a value of less than one indicates less work was completed than planned. A value of less than 0.9 is unfavorable.

CPI is a measure of cost efficiency on a project. It is the ratio of earned value (EV) to actual cost value (AC). A CPI equal to or greater than one indicates a cost under run and a value of less than one indicates a cost overrun. A value of less than 0.9 is unfavorable.

The following earning rules are established for each of the phase:

Cost Element Group	Planned Value (Primavera)	Earned Value (Primavera)	Actual Cost (SFMTA Cost Accounting (SAP))
Prelim. Engineering	Expenditure Plan Level of Effort (LOE)	Equals to Planned Value (LOE)	Time Keeping; Vendor Accruals and Invoices
Final Design	Expenditure Plan Level of Effort (LOE)	Equals to Planned Value (LOE)	Time Keeping; Vendor Accruals and Invoices
Procurement	Planned Delivery Date	Actual Delivery Date	Time Keeping; Vendor Accruals and Invoices
Real Estate	Expenditure Plan Level of Effort (LOE)	Equals to Planned Value (LOE)	Time Keeping; Vendor/ Material Accruals and Invoices
Construction	Schedule of Work	% Complete* x Budget at Completion (BAC)	Vendor Accruals and Invoices
Sub-Total	Performance Measurement Baseline (PMB)	Total Earned Value	Total Actual Cost
Below the Line	+ Contingency		
Total	Approved Budget		

6. FUNDING SUMMARY

The Funding Available Table below shows the total awarded funds to date vs. the total committed funds from the Project's funding sources.

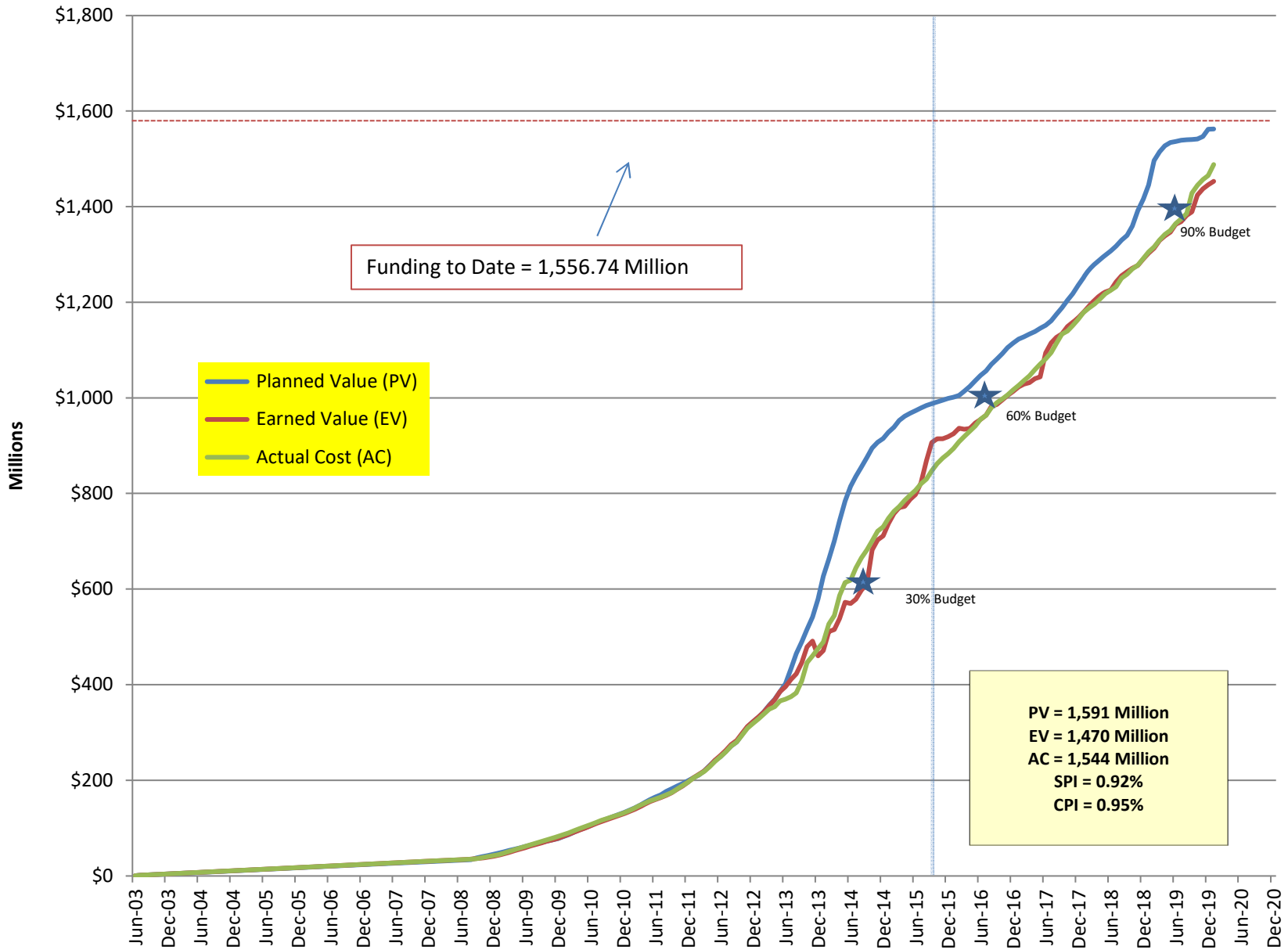
Funding Available Table		
	Funding	
	Committed Funding Sources	Total Awarded Funds to Date
Federal		
Sect. 5309-NS	\$942,200	\$942,200
Sect. 5307-OBAG	\$15,980	\$15,980
CMAQ	\$41,025	\$41,025
Federal Subtotal	\$999,205	\$999,205
State		
TCRP	\$14,000	\$14,000
State RIP	\$12,498	\$12,498
Prop. 1B (I-Bond)	\$308,601	\$307,792
PTIMSE		
Prop. 1A (HSR-Bond)	\$61,308	\$61,308
State Subtotal	\$396,407	\$395,598
Local		
LCTOP	\$4,000	\$4,000
Operating	\$4,970	\$7,570
MTA	\$0	\$0
Prop. B Pop Baseline	\$26,985	\$20,125
Prop. K	\$143,542	\$138,692
TSF Transit	\$3,191	\$3,191
Local Subtotal	\$182,688	\$173,578
CPT 544 Total	\$1,578,300	\$1,568,381

7. LIST OF COST REPORTS

- 7.1 Program Project Budget
- 7.2 Earned Value Cash Flow
- 7.3 Contingency Drawdown Curve
- 7.4 Summary Contingency Management Trend Report
- 7.5 Detail Contingency Usage Report
- 7.6 Budget Revisions: Report sorted by Construction Packages & Soft Costs
- 7.7 Project Budget & Expenditure Report: Sorted by SCC Summary
- 7.8 Budget & Expenditure Report: Sorted by SCC Details
- 7.9 Detail Monthly Expenditure Report: grouped by Project Phase
- 7.10 Cost Report Notes

A. Central Subway Project						
Project	Name	Amount	PM	Funding Source	Reporting	Cost Report Notes
1	CPT544 Central Subway Project	\$1,578,300,000	J. Funghi	62% Fed, 30% State, 8% Local	yes	1
Total:		\$1,578,300,000				
B. Related SFMTA Capital Improvement Projects						
Project	Name	Amount	PM	Funding Source	Reporting	
2	CPT690 TBM Retrieval Shaft Relocation	\$9,700,000	Funghi/Magary	MTA Operating Funds	no	2
3	CPT718 Chinatown Metro Plaza	\$6,980,000	J. Funghi	Transbay Redevelopment	no	3
4	CPT665 Central Subway Project - Goodwill	\$2,367,750	K. Magary	I-Bond Interest	no	4
5	CPT705 MOH - Broadway/Sansome	\$8,000,000	K. Magary	MTA Operating Funds	no	5
Total:		\$27,047,750				
C. Central Subway Project - Project Offset Credits						
	From	Amount	Index	Notes	Reporting	
1	2009-2016 Utility Co. - Form B Reimbursement	\$12,227,954	--	Construction contracts	yes	6
2	2017-2019 PG&E - Power Feed Reimbursement	\$7,624,540	--	Not yet bill PG&E	yes	7
3	6/26/2013 BART Elevator	\$90,000	68CPT544135B	Not yet rec'd BART Funds	yes	8
4	11/6/2013 Tutor Perini - CAD Files	\$2,500	68CPT5441236	Deposit to Design Index	yes	9
5	1/27/2014 SFPUC - Sewer Main	\$2,925,296	68W251	Certified in Contract 1300	yes	10
6	8/27/2014 SFMTA Traffic Effectiveness Project funded	\$694,651	68W324/686D42	Contract 1252 CMod #40	yes	11
7	9/27/2014 SFPUC - 24" Water Main	\$328,860	68CPT544135A	Contract 1252 CMod #41	yes	12
8	2/15/2015 Chinatown Plaza Construction Estimate	\$75,000	68CPT7181341	Contract 1300 CMod #6	yes	13
9	3/27/2015 SFPUC - 24" Water Main Additional Work Support for North Beach Restoration, OCS and	\$112,102	68W409	Contract 1252 CMod #48	yes	14
10	3/15/2016 Streetlighting	\$155,468	68T7373342D2/D3	Contract 1252 CMod #51	yes	15
11	6/27/2016 DPW - MOU for Water Line above YBM Station SFWD - 8' water line at the intersection of Fourth and	\$438,218	68W592	Contract 1300 CMod #20 Contract 1252 CMod #49 partial	yes	16
12	12/9/2016 Jessie Street	\$21,020	68W456	(\$2,102) and #60 Contract 1300 CMOD #123	yes	17
13	1/15/2020 CS-Chinatown Metro Plaza - CN1300	\$5,622,172	68CPT7181341	partial	yes	17a
Total:		\$30,317,781				

Earned Value Cash Flow Curve

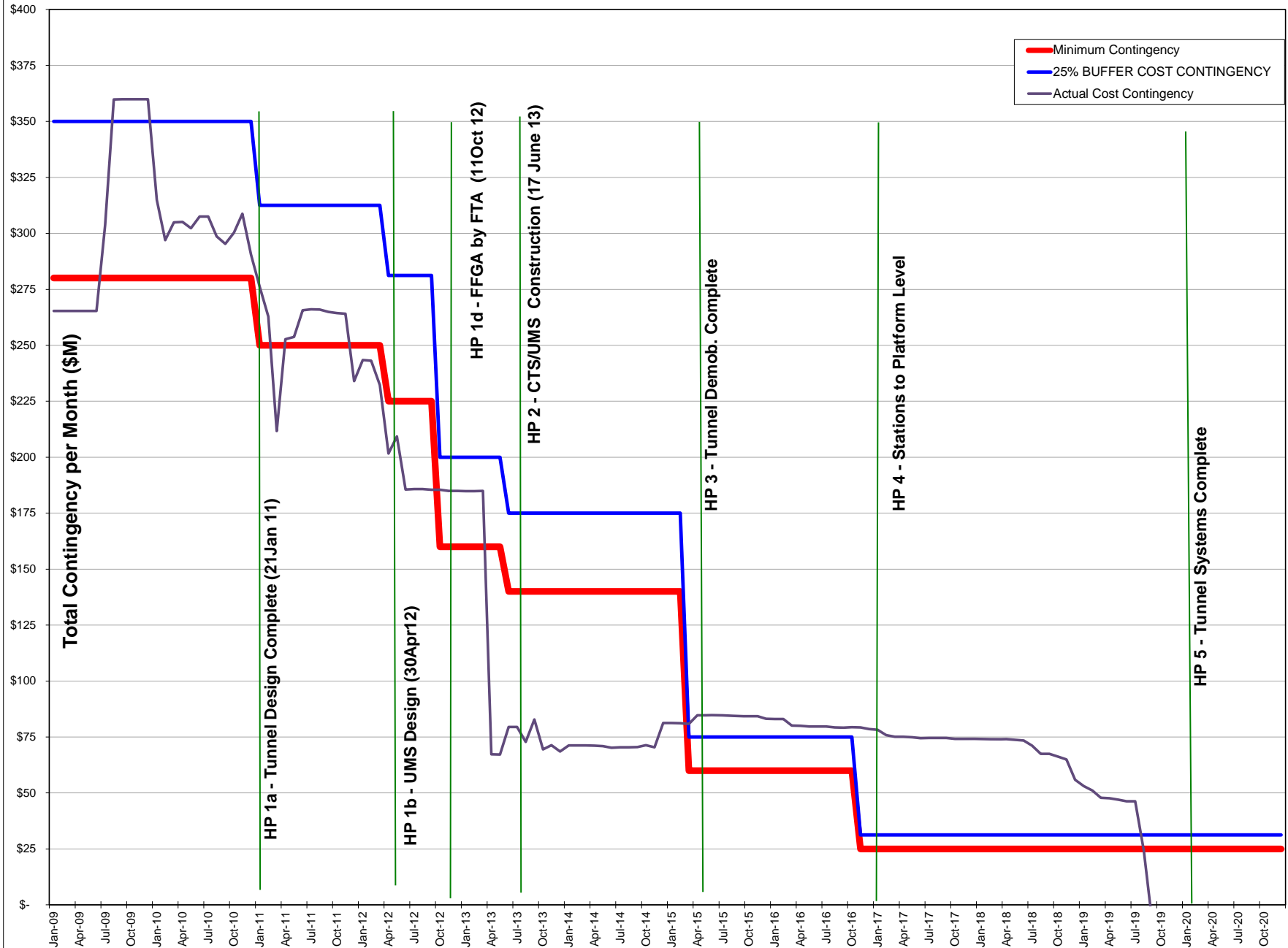


Funding to Date = 1,556.74 Million

Planned Value (PV)
Earned Value (EV)
Actual Cost (AC)

PV = 1,591 Million
EV = 1,470 Million
AC = 1,544 Million
SPI = 0.92%
CPI = 0.95%

Cost Contingency Drawdown



COST ELEMENT	CONTRACT COST					CONTINGENCY					BUDGET	VARIANCE	Cost Report Notes	
	ORIGINAL CONTRACT VALUE / September 2013 SUPPLEMENTAL BUDGET	APPROVED CHANGES	CURRENT CONTRACT VALUE	POTENTIAL CHANGES	ESTIMATE AT COMPLETION (EAC)	ORIGINAL CONTINGENCY / Sep 2013 SUPPLEMENTAL CONTINGENCY (Include CN 1250 & CN1251)	CONTINGENCY ADJUSTMENT TRANSFERS	REVISED AUTHORIZED CONTINGENCY (Include CN1250 & CN1251)	REMAINING CONTINGENCY AFTER APPROVED CHANGES DEDUCTED	REMAINING CONTINGENCY AFTER POTENTIAL CHANGES DEDUCTED [i - d]	ORIGINAL CONTRACT VALUE + REVISED AUTHORIZED CONTINGENCY	BUDGET - ESTIMATE AT COMPLETE		
	a	b	[a + b]	d	e	f	g	[f + g]	h	i	j	[j - e]	k	
SCC 10-50 CONSTRUCTION CONTRACT PACKAGES														
1250 UTILITY RELOCATION PACKAGE #1	9,273,939	2,694,211	11,968,150		11,968,150	1,953,377	740,834	2,694,211			11,968,150			18
<i>Contract 1250 Department of Technology</i>	166,756		166,756		166,756						166,756			
1251 UTILITY RELOCATION PACKAGE #2	16,832,550	3,836,531	20,669,081		20,669,081	5,367,297	(1,530,766)	3,836,531			20,669,081			19
<i>Contract 1251 Department of Technology</i>	75,615		75,615		75,615						75,615			
1252 GUIDEWAY TUNNEL	233,584,015	(72,762)	233,511,253	-	233,511,253	23,658,464	(23,731,226)	(72,763)			233,511,253		(1)	20
1300 STATIONS	839,676,400	66,216,706	905,893,106	17,639,304	923,532,410	20,000,000	20,000,000	21,963,291	(44,253,415)	(61,892,719)	861,639,691	(61,892,719)		21
1253 UNION SQUARE/MARKET ST STATION [UMS]	294,030,590	7,744,337	301,774,927	4,592,497	306,367,423	5,000,000	15,000,000	20,000,000	12,255,663	7,663,167	314,030,590	7,663,167		
1254 CHINA TOWN STATION [CTS]	247,567,810	52,199,817	299,767,627	2,977,426	302,745,053	5,000,000	5,000,000	10,000,000	(42,199,817)	(45,177,243)	257,567,810	(45,177,243)		22
1255 YERBA BUENA/ MOSCONE STATION [YBM]	158,089,000	4,889,959	162,978,959	1,968,823	164,947,782	5,000,000		5,000,000	110,041	(1,858,782)	163,089,000	(1,858,782)		
1256 SURFACE TRACKWORK & SYSTEMS [STS]	139,989,000	1,382,594	141,371,594	8,100,558	149,472,151	5,000,000		(13,036,709)	(14,419,303)	(22,519,860)	126,952,291	(22,519,860)		
OTHER	38,239,187	23,938,659	62,177,846		62,177,846	1,160,000	1,060,000	25,098,659	1,160,000	1,160,000	63,337,846	1,160,000		23
SCC 10 - 50 Construction Sub-total	1,137,848,462	96,613,345	1,234,461,807	17,639,304	1,252,101,111	52,139,137	(3,461,158)	53,519,929	(43,093,415)	(60,732,719)	1,191,368,391	(60,732,719)		24
SCC 60-80 SOFT COSTS PACKAGES														
60 ROW, LAND, EXISTING IMPROVEMENTS	36,511,799	(4,265,478)	32,246,321		32,246,321	1,000,000	(1,000,000)	0	0	0	32,246,321	0		25
70 VEHICLES	24,108,712	(7,308,712)	16,800,000		16,800,000	2,276,941	(2,276,941)	0	0	0	16,800,000	0		26
80 PROFESSIONAL SERVICES	310,518,041	19,126,155	329,644,196		329,644,196	18,221,079	(16,862,657)	1,358,422	1,358,422	1,358,422	331,002,618	1,358,422		26a
SCC 60 - 80 Construction Sub-total	371,138,552	7,551,965	378,690,517	0	378,690,517	21,498,020	(20,139,598)	1,358,422	1,358,422	1,358,422	380,048,939	1,358,422		
SCC 90 UNALLOCATED CONTINGENCY						3,845,945	7,608,606	11,454,551	6,882,669	6,882,669	6,882,669	6,882,669		27
TOTAL	1,508,987,014	104,165,310	1,613,152,324	17,639,304	1,630,791,628	77,483,102	(15,992,150)	66,332,902	(34,852,324)	(52,491,628)	1,578,299,999	(52,491,629)		
											Total Project Budget	1,578,300,000	28	
											Estimate At Completion	1,630,791,628	29	
											Variance	(52,491,629)	30	
Note #17 - Adjusted Contract 1252 Guideway Tunnel contingency "column g" to reflect construction contract modifications #20, #40, #41, #48, #51 and #60 were funded by other funding sources.														

Contract Modification/Trend Log - Contract 1300 Stations

Awarded NTE Amount	839,676,400	\$905,893,106
Substantial Completion	12/28/2020	12/28/2020

	UMS	CTS	YBM	STS	COST REPORT NOTES
Potential Changes	4,592,497	2,977,426	1,968,823	8,100,558	31
Change Order - Pending					
CTS COR 2192 SFFD Emerg Command Pos		1,529			
CTS PCC 119 Pltform Lvl Wall Art In		9,991			
CTS PCC 360 HVAC Ductwork Conflict		9,558			
CTS PCC 486 Structural Slab Changes		9,054			
CTS PCC 493 CMU Walls		27,923			
CTS PCC 564 R1 EV CMU Wall		143,610			
CTS PCC 589 Sequence of Operation R		(2,255)			
CTS PCC 606 CTS Duct Conflict		190,987			
CTS PCC 613 Beam Connection Details		1,872			
CTS PCC 614 Reverse Airflow Switch		83,822			
CTS PCC 619 Platform Level Door Mod		7,695			
CTS PCC 630 Rev 1 EOP Framing Rev		13,598			
CTS PCC 641 Fire Rated Enclosure		36,340			
CTS PCC 659 Slab Ext. & Steel Beam		11,631			
CTS PCC 662 GFRC-Z Channel Revision		202,500			
CTS PCC 664 Finish for LMZ01&PL09		2,456			
CTS PCC 665 Framing at Box Struts		146,075			
CTS PCC 670 Rev.1 Stair #5 landing		61,303			
CTS PCC 674 Routing Drainpipe		8,791			
CTS PCC 675 Underplatform Lvl Door		6,605			
CTS PCC 676 Elevator Louver Size		226			
CTS PCC 680 Slab tie in details_		28,174			
CTS PCC 689 Curb to Beam Conn.		21,237			
CTS PCC 705 Shotcrete at GL A Wall		10,431			
CTS PCC 712 Stair 4 CMU Wall		6,433			
CTS PCC 713 Shoring for Ret Wal GL		12,580			
CTS PCC 717 Abandon Drain Holes		1,003			
CTS PCC 718 West Wall Along GL A		65,972			
CTS PCC 720 Curb at GL C, D & 8		68,600			
CTS PCC 728 Restroom Wall at Surf		214			
CTS PCC 731 Surface Lvl Column Embe		48,290			
CTS PCC 732 Esc Pit & GFRC Conflict		250			
CTS PCC 734 Elevator 1&2 Door		841			
CTS PCC 735 TP Rectifier Neg Conn		39,176			
	1 of 13				

Contract Modification/Trend Log - Contract 1300 Stations

Awarded NTE Amount	839,676,400	\$905,893,106
Substantial Completion	12/28/2020	12/28/2020

	UMS	CTS	YBM	STS	COST REPORT NOTES
CTS PCC 739 Panels for PG & E		7,797			
CTS PCC 742 Curb Details for Gate		2,500			
CTS PCC 745 Rev1 Trench Drain Detai		6,330			
CTS PCC 747 Wall Mount T-10		1,000			
CTS PCC 749R 1 Door Swing LMZ03A		500			
CTS PCC 750 Add FSD & Rev Airflow R		3,874			
CTS PCC 754 Reloc ECR Devices & Con		9,697			
CTS PCC 763 GFRC Z- Channel Rev		78,697			
CTS PCC 765 RC Equip Esc 1 to 6		4,741			
CTS PCC 766 New PGE Feeder Cables		171,318			
CTS PCC 767 Reinf for Ramps Curb		6,433			
CTS PCC 778 GFRC Supp Framing		48,112			
CTS PCC 780 GFRC&TP Conduit Conflic		36,112			
CTS PCC661 Revise PL15B Door Swing		250			
CTS PCC663 Reduce Door RF01A Height		184			
CTS PCC715 HSS Support at Esc 1 & 2		2,766			
CTS PCC746 GFRC Framing Support		3,613			
Job Readiness - CTS		(195,000)			
Job Readiness - STS				(70,000)	
Job Readiness - UMS	(195,000)				
Job Readiness - YBM			(70,000)		
STS COR 1445 Unkwn Fiber Pave Reno				6,000	
STS COR 1446 PGE Vault Pave Reno				(1)	
STS COR 1562 Curved Unistruts				144,542	
STS COR 220 DSC Relocate MRY DB&Vlt				0	
STS COR 633 Ligting Arrrests Signal				(5,656)	
STS COR 737 Dct Bnk infc w AT&T Rem				1,001	
STS COR 865 Sd Swr Mnhl & 15" Sw Ln				1,501	
STS PCC 406 OCS Changes on Townsend				26,945	
STS PCC 552 ATCS Clarification				4,000,000	
STS PCC 569 EVACs System - Fire Ala				605,629	
STS PCC 618 Mod Swoosh Arm P1 P2				4,705	
STS PCC 633 Addl Trffc Ctrl Dev DT				29,952	
STS PCC 668 Relocate Quad Outlets				250	
STS PCC 672 Dlt Spare & Fiber Rack				(15,208)	
UMS 482 Elev 3&4 Machine Bm Support					
	30,361				

Contract Modification/Trend Log - Contract 1300 Stations

Awarded NTE Amount	839,676,400	\$905,893,106
Substantial Completion	12/28/2020	12/28/2020

	UMS	CTS	YBM	STS	COST REPORT NOTES
UMS COR 1460 Removal of CB on UD302	343				
UMS COR 1479 Incorr Sewer Laterals	538				
UMS COR 1938 Plaza Vent Wall Slab C	29,000				
UMS COR 1975 EV Fan Control Panel 1	13,484				
UMS COR 1989 Kiosk Bases	8,181				
UMS COR 2088 Debris in MRY Ductbank	9,404				
UMS PCC 263 LED artwork	393,571				
UMS PCC 394 Mezz. Corridor and Beam	269,886				
UMS PCC 561 Add Struts for Curved M	310,887				
UMS PCC 622 Install Steel Plate	14,704				
UMS PCC 624 Rnfrcd Cncrt Pad FH Cbn	6,250				
UMS PCC 629 Hardware Change in Door	2,344				
UMS PCC 644 Instll 42" Grd Barrier	4,929				
UMS PCC 646 LED Light & Ceiling Pan	27,125				
UMS PCC 650 Install SFMTA DT Cndts	83,254				
UMS PCC 654 Install Neutral Wire	3,654				
UMS PCC 655 Door Framing Revisions	22,291				
UMS PCC 657 Relocate TP Conduits	109,422				
UMS PCC 660 Increase Depth of Wall	3,523				
UMS PCC 666 Restore Eyebolt for OCS	31,038				
UMS PCC 679 Reloc Duct Pnetrtn Loc	2,764				
UMS PCC 681 Revisions to Vent Shaft	41,356				
UMS PCC 692 Elevator 3&4 Code Requi	25,683				
UMS PCC 697 Instll Sump Pit Cvr	3,009				
UMS PCC 701 Rmv Paint App Veneer Pl	18,876				
UMS PCC 704 Del of Shunt Trip Devic	(13,656)				
UMS PCC 709 Below Steel at Escalato	2,236				
UMS PCC 710 Install Ethernet Cable	3,574				
UMS PCC 714 Fill Gap Btwn Esc & Sta	8,709				
UMS PCC 724 Stainless Steel Handrai	741				
UMS PCC 726 Install Seismic Bracing	19,802				
UMS PCC 729 Waterproofing for Roof	3,092				
UMS PCC 738 Pwr Req&Loc for Water H	3,581				
UMS PCC 761 Strength Details for CM	51,687				
UMS PCC 768 Revise CCTV Mounting He	2,500				
YBM COR 2083 HM Door Hardware Exit					

Contract Modification/Trend Log - Contract 1300 Stations

Awarded NTE Amount	839,676,400	\$905,893,106
Substantial Completion	12/28/2020	12/28/2020

	UMS	CTS	YBM	STS	COST REPORT NOTES
YBM COR 2123 Removal of Door Coordi			3,326		
YBM COR 2133 EV Sys Power Panel			7,499		
YBM COR 2167 Metail Wall Details			10,960		
YBM PCC 496 Curp Ramp NW Corner Haw			14,586		
YBM PCC 541 Close Opng Door CN324			7,780		
YBM PCC 599 Dltn of Metal Ceililing			(25,097)		
YBM PCC 59R Pavers Basis of Design			52,569		
YBM PCC 627 Instll FR Clngs Undr Es			128,072		
YBM PCC 634 Stair 2 Revisions			2,398		
YBM PCC 638 Runnel gap at Escalator			25,000		
YBM PCC 642 Install Drainage Str 3			8,729		
YBM PCC 645 Misc Elctrcl Revision			16,828		
YBM PCC 647 Size Chng for Invert Dr			12,131		
YBM PCC 658 Accommodation Light Fix			46,709		
YBM PCC 678 CMU Wall Under Elv Pit			12,037		
YBM PCC 708 Elev Con Rm Sprinklers			14,210		
YBM PCC 711 Coil Insert Lifting Soc			4,657		
YBM PCC 721 Shunt Trip Switches Rev			61		
YBM PCC 723 Ceiling Diffusers in LR			15,090		
YBM PCC 740 GFCI receptacles at Esc			12,699		
YBM PCC 744 Stainless Steel Angles			1,273		
YBM PCC 748 Added FSDs in Sector 3			11,875		
YBM PCC 753 Condenser Disconnect Mo			11,187		
YBM PCC 757 Closing of MZ201 Wall G			2,111		
YBM PCC 759 F8 Light Fixture St 2			6,500		
YBM PCC 770 Revised Wall Panels			17,170		
YBM PCC 82 Delete Scope Due to Hote			(10,000)		
Change Order Request (COR)					
CTS COR 1655 Track Slab Pour Delay		0			
CTS COR 1674 Stem Walls Pour Delay		0			
CTS COR 1704 GEN Failure of Timely		0			
CTS COR 1710 3 Added Labeling for D		0			
CTS COR 1742 DSC/Notice of Delay Ex		0			
CTS COR 1743 Stair 1 & Escalators 1		271,242			
CTS COR 1760 Flat Jack System		0			
CTS COR 1781 Flooring Sealer		0			

Contract Modification/Trend Log - Contract 1300 Stations

Awarded NTE Amount
Substantial Completion

839,676,400
12/28/2020

\$905,893,106
12/28/2020

	UMS	CTS	YBM	STS	COST REPORT NOTES
CTS COR 1932 Plmbing Pipes at Stair		0			
CTS COR 1945 Escltr 3&4 Intrmdt Spp		0			
CTS COR 1957 HVAC Exhaust Ductwork		0			
CTS COR 1966 Add'l Revision to Elev		1,978			
CTS COR 2009 Fire Prtctn Pipe Routi		0			
CTS COR 2014 Routing of Fire Protec		0			
CTS COR 2031 FP Mount Det Below Esc		23,535			
CTS COR 2047 Air Transfer Balance		0			
CTS COR 2058 Cntrct Dsgn Cmpln T24		0			
CTS COR 2060 Cone Wall Tie-in at La		0			
CTS COR 2071 PCC 050 Stair Tread Re		0			
CTS COR 2141 Light Fixture Mounting		0			
CTS COR 2165 Rebar at Stair 7 Slab		3,710			
CTS COR 2166 Layer of Rebar to CC A		7,562			
CTS COR 2169 PCC 50 Surface Level G		0			
CTS COR 2176 Additional Glass Sampl		412			
CTS COR 2177 GFRC-1 Support Frame C		0			
CTS COR 2183 SFMTA Protracted Revie		0			
CTS COR 2193 Top Guide Roller Syste		0			
CTS COR 2199 Side Folding Door		0			
CTS COR 2200 HVAC Shaft Embed &Grat		0			
CTS COR 2203 Chngs to GFRC-1 Panel		0			
CTS COR 2206 Plaza Lvl Switchboards		0			
CTS COR 2214 Utilities in Confl w 1		0			
CTS COR 2226 Dtls for Elctrcl Dvics		0			
GEN COR 2116 SFMTA Prtrctd Rvw Fsk				0	
STS COR 1816 Trackway Info for PAV				0	
STS COR 1959 Assembly of Moto Ohtak				0	
STS COR 1996 Revised Loctations of				0	
STS COR 1998 Changes to PAV Headend				107,338	
STS COR 2001 Suspend Work Grout				0	
STS COR 2037 Added Cross Slope for				0	
STS COR 2056 Power Feed for Cross				0	
STS COR 2068 STS Signage Product Da				0	
STS COR 2075 4th & Brannan Station				0	
STS COR 2076 Platform Slab Rebar in				44,913	

Contract Modification/Trend Log - Contract 1300 Stations

Awarded NTE Amount	839,676,400	\$905,893,106
Substantial Completion	12/28/2020	12/28/2020

	UMS	CTS	YBM	STS	COST REPORT NOTES
STS COR 2086 Retention Reduction/Re				0	
STS COR 2092 Confirm Size and Quant				0	
STS COR 2094 Conduit Conflict at Mo				0	
STS COR 2128 Simulated Field Accept				89,344	
STS COR 2129 Confirm Revised Routin				0	
STS COR 2140 Communication & Electr				0	
STS COR 2160 Traction Power Ductban				0	
STS COR 2168 ATCS Loop Wire Install				0	
STS COR 2188 Emergency Vetilation s				0	
STS COR 2189 Mortar Bed for Accent				0	
STS COR 2197 SFDT Fiber Backbone				0	
STS COR 2208 NonEmbedded Emergency				0	
STS COR 2209 Emergency Ventilation				0	
UMS COR 1912 Chngs to Door Hardware	0				
UMS COR 1977 Traffic Signal Switcho	0				
UMS COR 2015 Field Modifications at	19,875				
UMS COR 2101 BART Fair Gates NDSC	0				
UMS COR 2161 Confirm Fan Coil Unit	0				
UMS COR 2162 Mounting Detail for	0				
UMS COR 2174 Additional Glass Samp	25,668				
UMS COR 2204 Additional Sprinkler H	0				
UMS COR 2228 MUNI Entrance & Sig Si	0				
USG COR 275 Conn. Plaza Grid B	0				
YBM COR 2061 PG&E Primary Power Ene			0		
YBM COR 2065 Added Cladding to Esca			0		
YBM COR 2107 Allowance for TC Reimb			0		
YBM COR 2135 Rev F5 Fixture w/ F8			8,161		
YBM COR 2142 SFMTA Protracted Revie			0		
YBM COR 2148 Fan Control Panel Cont			20,833		
YBM COR 2156 Metal Wall Panel MP-01			58,434		
YBM COR 2175 Steel Gates Dimensions			0		
Negotiation					
CTS COR 1810 Aluminum Roll Up Door		0			
CTS COR 1827 PA Mounting Detail		0			
CTS COR 1886 Specs for Alum. Comp.		0			
CTS COR 1889 Redesign of AWSS at Wa		76,466			
	6 of 13				

Contract Modification/Trend Log - Contract 1300 Stations

Awarded NTE Amount
Substantial Completion

839,676,400
12/28/2020

\$905,893,106
12/28/2020

	UMS	CTS	YBM	STS	COST REPORT NOTES
CTS COR 1898 Concrete Wall Rebar to		0			
CTS COR 1899 Fire Protection Sprink		0			
CTS COR 1904		0			
CTS COR 1909 Embed Plates Added at		0			
CTS COR 1924 Main Power Grating		0			
CTS COR 2210 Missing Grnd Grid Wire		48,606			
CTS COR 681 Crss Cut Cvrn SEM Excvn		30,001			
CTS PCC 207 SEM Sequencing Changes		0			
CTS PCC 548 Spot Acceleration		145,029			
CTS PCC 593 Station Benches Change		0			
CTS PCC258 Start PCN before Com PCS		0			
CTS PCC793 Artwall Sury Report CC-C		4,837			
STS COR 1075 U Wall Section Slab				2,001	
STS COR 1116 Live Ductbank in Cnflt				7,500	
STS COR 1201 Unkwn Stl Conduits				12,500	
STS COR 1251 Shal Utl Trak Slab				65,000	
STS COR 1268 FH Install NE 4th Brya				3,501	
STS COR 1320 Accel Sewer Work				15,000	
STS COR 1351 Tele Volt Power				0	
STS COR 1364 Culvert Confl Trk Drn				1,001	
STS COR 1510 Sta Canopy Column Slee				2,501	
STS COR 1593 ATT MH 4th Brannan				4,001	
STS COR 1615 Public Safety Comms				1	
STS COR 1622 Exist Pull Box Ramp				501	
STS COR 1634 Sewer Confl Light Pole				1,000	
STS COR 1700 Reject O&M Submittals				15,000	
STS COR 1739 Delete (4) gas line ca				(1)	
STS COR 1765 Add'l Electrical Labo				1	
STS COR 1782 ALL Access Cntrl & Int				25,000	
STS COR 1789 Utility Conflicts w/WD				0	
STS COR 1804 Structural Support Det				2,500	
STS COR 1874 PAV Headend Train Mvmt				0	
STS COR 1876 OCC Facility Sys Cutov				0	
STS COR 1908 Cnfrm Crss Psg Sump Pu				0	
STS COR 211 SW conf AWSS 4th/Freelo				2,281	
STS COR 406 Addtl TC at 4th/King				200,760	

Contract Modification/Trend Log - Contract 1300 Stations

Awarded NTE Amount	839,676,400	\$905,893,106
Substantial Completion	12/28/2020	12/28/2020

	UMS	CTS	YBM	STS	COST REPORT NOTES
STS COR 518 Wayside Signals				(1)	
STS COR 545 Traffic Control Costs				0	
STS COR 682 Shtdown #1 Rail Mods				4,716	
STS COR 787 AT&T Dct Bnk InCw N 36"				17,500	
STS COR 852 Caltrans Encrocmnt Prmt				(1)	
STS COR 890 Ex Pll Box Incon Crb Rm				1,501	
STS COR 909 PGE Gas Interruption				29,350	
STS COR 927 E Gas Conf w N CB				1,500	
STS COR 930 SW Cracks Conf w Grout				2,500	
STS COR 999 E 18" Steel Pipe Confli				0	
STS PCC 639 Spot Acceleration				187,024	
STS PCC 700 Repair Sidewalk Lightin				0	
UMS COR 1672 Missing Branch Selecto	5,001				
UMS COR 1677 Damper Opening Curb	2,501				
UMS COR 1753 Stair Framing Conflict	5,001				
UMS COR 1893 All Sta Martinez Steel	575,000				
UMS COR 1922 SCADA Analog Connecti	20,000				
UMS PCC 398 Escalator Equip. Rooms	34,208				
YBM COR 1454 Changes to Heat Recove			6,001		
YBM COR 1618 Instrum & Cntrl for HV			0		
YBM COR 1906 Best Construction Delay			891,792		
YBM COR 390 Chip Mezzanine Headwall			30,003		
YBM PCC 722 EV Fan Instrument Panel			447,105		
YBM PCC 748 Added FSDs in Sector 3			53,135		
YBM PCC 770 Revised Wall Panels			47,910		
Proposed Contract Change (PCC)					
CTS PCC 456 Throat Size and Anchor		0			
CTS PCC 471 Additional 120 VAC Powe		2,210			
CTS PCC 486 Structural Slab Changes		9,054			
CTS PCC 706 Relocate CMU Wall		0			
CTS PCC 728 Restroom Wall at Surf		214			
CTS PCC 760 Elev 1&2 and MEP confli		13,496			
CTS PCC 772 Fire Spklr Drain Tie in		41,673			
CTS PCC 783 AWSS Pipeline		38,923			
CTS PCC 785 Spec for Gate at Plz		250			
CTS PCC 786 Grating Reloc & Supp		5,000			

Contract Modification/Trend Log - Contract 1300 Stations

Awarded NTE Amount	839,676,400	\$905,893,106
Substantial Completion	12/28/2020	12/28/2020

	UMS	CTS	YBM	STS	COST REPORT NOTES
CTS PCC 788 Soil Offhaul		246,942			
CTS PCC 789 Hose Bib Revision		5,000			
CTS PCC 792 Lighting Conf at Stair7		4,789			
CTS PCC 796 Grating at Plz Lvl		500			
CTS PCC 800 Grating at GL 7 Plz Lvl		0			
CTS PCC 801 Bench Reinf at Surf Lvl		5,000			
CTS PCC628 Police Officer at Powell		75,000			
CTS PCC746 GFRC Framing Support		3,613			
STS PCC 481 NL Drainage and Bulkhea				15,000	
STS PCC 618 Mod Swoosh Arm P1 P2				4,705	
STS PCC 643 Bryant Portal ATCS Mod				50,000	
STS PCC 683 Bluxome VPI and Traffic				79,165	
STS PCC 694 Modify 4th King Route				66,500	
STS PCC 695 Train Track Comp Cost				122,500	
STS PCC 699 Fiber Optic Cables				27,366	
UMS PCC 620 Stl Tube Spprt Wall Sys	2,500				
UMS PCC 656 Wtr Infiltration Cleanin	10,000				
UMS PCC 791 Ad Sprkr Heads	5,000				
YBM PCC 722 EV Fan Instrument Panel			22,500		
YBM PCC 784 Eqpmnt Feeder Elct Conf			7,500		
Approved	7,744,337	52,199,817	4,889,959	1,382,594	
Contract Modification					
CMod # 14 YBM COR 036, 078			58,526		
CMod #017 CTS CORs 001 053 & 069		54,322			
CMod #018 CTS PCC 012		60,248			
CMod #021 STS CORs 48/52/114/233/252				18,221	
CMod #025 - Various CORs			59,113		
CMod #026 YBM COR 072			84,509		
CMod #027 UMS PCC 092	0				
CMod #028 CTS PCC 017.1		97,743			
CMod #029 STS PCC 009.1					(143,668)
CMod #033 CTS Various CORs		56,422			
CMod #034 CTS Various CORs		19,334			
CMod #035 STS PCC 077				11,147	
CMod #037 CTS Various CORs		8,886			
CMod #038 STS Various CORs				52,553	

Contract Modification/Trend Log - Contract 1300 Stations

Awarded NTE Amount	839,676,400	\$905,893,106
Substantial Completion	12/28/2020	12/28/2020

	UMS	CTS	YBM	STS	COST REPORT NOTES
CMod #039 UMS Various CORs	23,271				
CMod #040 YBM Analytical Soil Test			3,655		
CMod #049 STS DSC CORs				136,728	
CMod #050 STS DSC CORs				67,036	
CMod #053 STS DSC CORs				17,035	
CMod #081 Various DSC CORs & PCCs			57,886		
CMod #082 YBM COR 385			21,170		
CMod #083 YBM Various Changes			27,270		
CMod #084 YBM Various Changes			12,156		
CMod #085 YBM COR 086 Existing AT&T			156,831		
CMod #086 YBM COR 1106			1,897		
CMod #1 BART Elevator Option 1 @ Pow	90,000				
Cmod #10 YBM PCC 042			64,287		
CMod #100 UMS PCC 102 Fire & Life	48,149				
CMod #101 YBM COR 75 Slurry Wall			22,423		
CMod #102 STS PCC 410 ATCS Ext Cable				125,412	
CMod #103 UMS PCC 345 Lead Paint	221,766				
CMod #104 CTS Soil CMod Suppl CMOD19		1,621,173			
CMod #105 UMS Schedule Recovery	732,979				
CMod #106 CTS COR 1080 Acceleration		970,131			
CMod #107 YBM PCC 446 COR 1425			1,500,787		
CMod #108 STS Various Changes				50,400	
CMod #109 YBM 109 Various CORs			33,471		
CMod #11 UMS PCC 002	12,997				
CMod #110 UMS COR 251 770 779 781	118,911				
CMod #111 STS PCC 457 Traffic Signal				38,012	
CMod #112 UMS Various Changes	337,401				
CMod #113 STS Various Changes				103,369	
CMod #114 YBM Various CORs			99,028		
CMod #115 CTS Various Force Accounts		25,026			
CMod #116 UMS COR 034/CCC 004 Type B	627,081				
CMod #117 YBM Various PCCs			111,027		
CMOD #118 YBM Various PCCs & CORs			421,616		
CMod #12 STS Traffic Control				1,032,302	
CMod #123 CTS PCC 050 Chinatown Plaz		9,360,183			
CMod #124 STS Delete ARS				(4,876,785)	

Contract Modification/Trend Log - Contract 1300 Stations

Awarded NTE Amount	839,676,400	\$905,893,106
Substantial Completion	12/28/2020	12/28/2020

	UMS	CTS	YBM	STS	COST REPORT NOTES
CMod #125 Omnibus				18,995,027	
CMod #126 YBM Door Hardware PCC 318			1,648,534		
CMod #127 STS Office Lease				1,845,604	
CMod #13 CTS COR 006		57,707			
CMod #15 YBM COR 196			3,178		
CMod #16 UMS COR 184	8,261				
CMod #19 CTS COR 007, 026		2,274,225			
CMod #20 YBM PCC 047 and 45			364,562		
CMod #22 UMS PCC 045, 046	16,198				
CMod #23 UMS PCC 058	63,838				
CMod #3 CTS Work Safely Ard Power Po		25,956			
CMod #30 YBM Various CORs			334,165		
CMod #31 UMS COR 595	53,701				
CMod #32 YBM Various PCCs			92,934		
CMod #36 YBM Conflict with Waterline			14,484		
CMod #4 CTS-Force Account Change Or		130,000			
CMod #41 YBM Class 2 Conta. Material			40,250		
CMod #42 UMS Addl. Service Conduits	36,873				
CMod #43 UMS D85 Structural Pile	65,188				
CMod #44 UMS Grade 50 Steel	572,884				
CMod #46 YBM/CTS/UMS S.walk Hatches			35,489		
CMod #47 UMS Roof Deck Schedule	76,124				
CMod #48 UMS Undgrnd. Storage Tanks	97,817				
CMod #5 YBM Deletion of Comp Groutin			(1,833,869)		
CMod #51 YBM Various CORs and PCCs			24,875		
CMod #52 YBM Undgrnd. Storage Tanks			167,393		
CMod #54 UMS USG Underpinning	732,157				
CMod #55 YBM Archeological Discovery			102,734		
CMod #56 YBM Contaminated Material			106,923		
CMod #57 STS Crossover Materials				21,245	
CMod #58 STS DSC CORs				90,081	
CMod #59 CTS DSC CORs		66,592			
CMod #6 CTS Plaza Constr Supt Servi		75,000			
CMod #60 UMS USG Two Fuel Tanks	61,312				
CMod #61 YBM Various CORs			207,181		
CMod #62 UMS Wales and Waterproofing	277,714				

11 of 134

Contract Modification/Trend Log - Contract 1300 Stations

Awarded NTE Amount	839,676,400	\$905,893,106
Substantial Completion	12/28/2020	12/28/2020

	UMS	CTS	YBM	STS	COST REPORT NOTES
CMod #63 CTS DSC CORs		38,025			
CMod #64 STS DSC CORs and SFWD				52,570	
CMod #65 UMS Various CORs and PCCs	10,320				
CMod #66 STS Sewer Notching				66,949	
CMod #67 UMS Solar/Low-e Coating	23,290				
CMod #68 STS Various CORs				59,555	
CMod #69 UMS Various CORs	49,682				
CMod #70 YBM Various CORs			178,079		
CMod #71 UMS Haz and Asbestos Abate	81,907				
CMod #72 YBM COR 249. 566			74,694		
CMod #74 UMS PCC 39 12" Wtrln Reloc	336,236				
CMod #75 UMS COR 060 New 8" Wtr Line	58,672				
CMod #76 YBM COR 806 Gardril credits			(9,611)		
CMod #77 STS Various Changes				56,629	
CMod #78 STS Various DSC CORs				191,175	
CMod #79 STS PCC 014 Traffic Signal				242,427	
CMod #80 STS Add'l Work to DSCs CORs				111,701	
CMod #87 CTS Var Slurry Wall Changes		3,596,000			
CMod #88 STS Various COR Misc Work				38,346	
CMod #89 YBM CORs 390,485 & 848			85,095		
CMod #9 YBM COR 10,15,16,18,20,25			126,663		
CMod #90 CTS DRB Reimbursement		1,296,364			
CMod #91 YBM PCC 069			84,537		
CMod #92 CTS PCC 233 & 26		1,126,478			
CMod #93 STS Coordinate of ATCS Work				(18,036,709)	
CMod #94 UMS Various Changes	46,057				
CMod #95 UMS Bart Elv Opt 2 Add Cost	400,000				
CMod #96 UMS Comp Grout Quantities	775,000				
CMod #97 STS COR 322 Tunnel Cleaning				399,000	
CMod #98 YBM PCC 76 AWSS SSFM			163,113		
CMod #99 UMS Various Changes	996,584				
CMod 073 - PCC 066 PB				96,516	
CMOD 24 STS PCC 23				108,053	
CMod#119: UMS: Various Changes PCC 110, 124, 127 190, 191, 247, and 429	131,687				

Contract Modification/Trend Log - Contract 1300 Stations

Awarded NTE Amount	839,676,400	\$905,893,106
Substantial Completion	12/28/2020	12/28/2020

	UMS	CTS	YBM	STS	COST REPORT NOTES
Cmod#120: UMS: PCC 122R1 - UMS 1 1/2 inch Drain Piping Grout Details - Dowel Support	560,280				
Cmod#121: YBM: Various Changes COR 825, 1359, 1610 and PCC 320R1			142,904		
CMod#7 STS FACOs 016, 017 & COR 009				80,170	
CMod#8 STS PCC 006 ATT MH, PB&Trench				225,208	
CTS CMod #122 Schedule Delay Costs		31,240,000			
STS CMod 045 PCC 008 Tunnel Lowering				107,285	
Grand Total	12,336,833	55,177,243	6,858,782	9,483,151	

7.6 BUDGET REVISIONS: REPORT SORTED BY CONSTRUCTION PACKAGES & SOFT COSTS

Report Period: June 2020

		May 2020			June 2020				
Group by Contract & SCC	CATEGORY ITEM	May 2020 Base	May 2020 Allocated Contingency	May 2020 Base + Allocated Contingency (YOE)	June 2020 Base	June 2020 Allocated Contingency	June 2020 Base + Allocated Contingency (YOE)	BUDGET TRANSFERS [June 2020] vs. [May 2020]	Cost Report Notes
10-50	CONSTRUCTION CONTRACT PACKAGES	1,229,619,857	(43,093,415)	1,191,368,392	1,229,619,857	(43,093,415)	1,191,368,392	0	
1250	UTILITY RELOCATION PACKAGE #1	12,134,906		12,134,906	12,134,906		12,134,906	0	
	Contract 1250 Form B Credit	(2,275,419)		(2,275,419)	(2,275,419)		(2,275,419)	0	
1251	UTILITY RELOCATION PACKAGE #2	20,744,696		20,744,696	20,744,696		20,744,696	0	
	Contract 1251 Form B Credit	(7,618,412)		(7,618,412)	(7,618,412)		(7,618,412)	0	
1252	GUIDEWAY TUNNEL	233,511,253	0	233,511,253	233,511,253	0	233,511,253	0	32
	Contract 1252 Form B Credit	(254,050)		(254,050)	(254,050)		(254,050)	0	
1300	CN1300 STATIONS TOTAL	905,893,106	(44,253,415)	861,639,691	905,893,106	(44,253,415)	861,639,691	0	33
1253: UMS	UNION SQUARE/MARKET STREET STATION [UMS]	301,774,927	12,255,663	314,030,590	301,774,927	12,255,663	314,030,590	0	
	UMS 1253 Form B Credit	(528,370)		(528,370)	(528,370)		(528,370)	0	
1254: CTS	CHINA TOWN STATION [CTS]	299,767,627	(42,199,817)	257,567,810	299,767,627	(42,199,817)	257,567,810	0	
	CTS 1254 Form B Credit	(451,703)		(451,703)	(451,703)		(451,703)	0	
1255: YBM	YERBA BUENA/ MOSCONE STATION [YBM]	162,978,959	110,042	163,089,001	162,978,959	110,042	163,089,001	0	
	YBM 1255 Form B Credit	(100,000)		(100,000)	(100,000)		(100,000)	0	
1256: STS	SURFACE TRACKWORK & SYSTEMS [STS]	141,371,594	(14,419,304)	126,952,290	141,371,594	(14,419,304)	126,952,290	0	
	STS 1256 SFPUC SEWER MAIN CREDIT	(2,925,296)		(2,925,296)	(2,925,296)		(2,925,296)	0	
	STS 1256 Form B Credit	(1,000,000)		(1,000,000)	(1,000,000)		(1,000,000)	0	
OTHER	OTHER CONSTRUCTION TOTAL	77,331,096	1,160,000	78,491,096	77,331,096	1,160,000	78,491,096	0	
40.06	PUBLIC ART PROGRAM	8,175,555	1,160,000	9,335,555	8,175,555	1,160,000	9,335,555	0	
40.08	CN1300 JOB READINESS PROGRAM - OUTREACH	1,060,000		1,060,000	1,060,000		1,060,000	0	33
40.02	MISC. CONSTR CONTRCT WK (TRACTION POWER FOR 1251)	258,202		258,202	258,202		258,202	0	
40.01	CONTRACT 1300 SOIL PROCESS	500,000		500,000	500,000		500,000	0	34
50.01	THALES T&S ATCS	487,972		487,972	487,972		487,972	0	
50.01	CN1266-2 Advanced Train Control System (ATCS) - Implementation	14,611,285		14,611,285	14,611,285		14,611,285	0	34a
50.01	CN1266-1 Advanced Train Control System (ATCS) - Equipment	3,425,424		3,425,424	3,425,424		3,425,424	0	34a
50.06	MTA FARE COLLECTION EQUIPMENT	5,400,000		5,400,000	5,400,000		5,400,000	0	
50.06	BART FARE COLLECTION EQUIPMENT	700,000		700,000	700,000		700,000	0	

7.6 BUDGET REVISIONS: REPORT SORTED BY CONSTRUCTION PACKAGES & SOFT COSTS

Report Period: June 2020

		May 2020			June 2020				
Group by Contract & SCC	CATEGORY ITEM	May 2020 Base	May 2020 Allocated Contingency	May 2020 Base + Allocated Contingency (YOE)	June 2020 Base	June 2020 Allocated Contingency	June 2020 Base + Allocated Contingency (YOE)	BUDGET TRANSFERS [June 2020] vs. [May 2020]	Cost Report Notes
40.02	JOB ORDER CONTRACTS (JOCS) - CONSTRUCTION	117,255		117,255	117,255		117,255	0	
40.08	AON RISK INSURANCE	25,094,436		25,094,436	25,094,436		25,094,436	0	34b
40.02	PUBLIC AGENCIES UTILITY COORDINATION	3,713,215		3,713,215	3,713,215		3,713,215	0	
40.02	DEPARTMENT OF PARKING AND TRAFFIC (DPT)	1,200,000		1,200,000	1,200,000		1,200,000	0	
50.03	UNION SQUARE/ MARKET STREET STATION POWER FEED	2,959,826		2,959,826	2,959,826		2,959,826	0	
50.03	UNION SQUARE/ MARKET STREET STATIONS PERMANENT POWER	(2,350,000)		(2,350,000)	(2,350,000)		(2,350,000)	0	
50.03	CHINATOWN STATION POWER FEED	2,959,826		2,959,826	2,959,826		2,959,826	0	
50.03	CHINATOWN STATION PERMANENT POWER	(2,350,000)		(2,350,000)	(2,350,000)		(2,350,000)	0	
50.03	YERBA BUENA/ MOSCONE STATION [YBM] POWER FEED	3,125,222		3,125,222	3,125,222		3,125,222	0	
50.03	YERBA BUENA/ MOSCONE STATION [YBM] PERMANENT POWER	(2,368,540)		(2,368,540)	(2,368,540)		(2,368,540)	0	
50.03	SURFACE STATION POWER FEED	11,839		11,839	11,839		11,839	0	
50.04	COMMUNICATION CONNECTION COSTS	5,757,629		5,757,629	5,757,629		5,757,629	0	
50.05	CSP Radio Design	641,950		641,950	641,950		641,950	0	34c
50.05	CSP Radio Cable	377,788		377,788	377,788		377,788	0	34c
50.05	CSP Radio Design Procurement	3,822,212		3,822,212	3,822,212		3,822,212	0	34c
60	ROW, LAND, EXISTING IMPROVEMENTS	32,246,321	0	32,246,321	32,246,321	0	32,246,321	0	
60.01	PURCHASE OR LEASE OF REAL ESTATE	30,065,810	0	30,065,810	30,065,810	0	30,065,810	0	35
60.02	RELOCATION OF EXISTING HOUSEHOLDS	2,180,511		2,180,511	2,180,511		2,180,511	0	
70	VEHICLES	16,800,000	0	16,800,000	16,800,000	0	16,800,000	0	
70.01	LIGHT RAIL	16,800,000	0	16,800,000	16,800,000	0	16,800,000	0	36
80	PROFESSIONAL SERVICES	329,644,196	1,358,422	331,002,618	329,644,196	1,358,422	331,002,618	0	
80.01	PRELIMINARY ENGINEERING	46,202,674		46,202,674	46,202,674		46,202,674	0	
80.02	FINAL DESIGN	61,318,331		61,318,331	61,318,331		61,318,331	0	
80.03	PROJECT MANAGEMENT FOR DESIGN & CONSTRUCTION	89,244,281	0	89,244,281	89,244,281	0	89,244,281	0	36a

7.6 BUDGET REVISIONS: REPORT SORTED BY CONSTRUCTION PACKAGES & SOFT COSTS

Report Period: June 2020

		May 2020			June 2020				
Group by Contract & SCC	CATEGORY ITEM	May 2020 Base	May 2020 Allocated Contingency	May 2020 Base + Allocated Contingency (YOE)	June 2020 Base	June 2020 Allocated Contingency	June 2020 Base + Allocated Contingency (YOE)	BUDGET TRANSFERS [June 2020] vs. [May 2020]	Cost Report Notes
80.04	CONSTRUCTION ADMINISTRATION & MANAGEMENT	109,991,299	0	109,991,299	109,991,299	0	109,991,299	0	36a
80.05	INSURANCES	6,800,000		6,800,000	6,800,000		6,800,000	0	
80.06	LEGAL: PERMITS. REVIEW FEES BY OTHER AGENCIES	8,212,604		8,212,604	8,212,604		8,212,604	0	
80.07	SURVEYS, TESTING, INVESTIGATION. INSPECTION	933,100		933,100	933,100		933,100	0	
80.08	START-UP	6,941,907	1,358,422	8,300,329	6,941,907	1,358,422	8,300,329	0	
	ALL SCC CATEGORIES 10 TO 80	1,608,310,374	(41,734,993)	1,571,417,331	1,608,310,374	(41,734,993)	1,571,417,331	0	37
90	UNALLOCATED CONTINGENCIES			6,882,672			6,882,672	0	38
	TOTAL PROJECT COST 10 TO 100			1,578,300,003			1,578,300,003		
	TOTAL CONTINGENCY			(34,852,321)			(34,852,321)		
	CONTINGENCY MINIMUM			25,000,000			25,000,000		
	BELOW OR ABOVE MINIMUM			(59,852,321)			(59,852,321)		

COST STATUS BY CATEGORY	SCC CODES	Sum of Supplemental 2013 Budget	BUDGET May 2019	BUDGET TRANSFERS	BUDGET June 2020	Sum of June 2020	Remaining Budget (Column H-Column I)	June 2020 EAC	June 2020 Contingency	Cost Report Notes
		A	B	C	D	E	F	G	H	
GUIDEWAY & TRACK ELEMENTS	SCC 010	282,227,872	284,261,448	-	284,261,448	283,290,555	970,894	284,261,448	0	39
STATIONS, STOPS, TERMINALS, INTERMODAL	SCC 020	573,099,645	520,822,512	-	520,822,512	534,484,926	(13,662,414)	568,526,048	(44,253,415)	39
SITework & SPECIAL CONDITIONS	SCC 040	235,514,097	285,646,655	-	285,646,655	285,285,115	361,540	292,322,782	1,160,000	39
SYSTEMS	SCC 050	90,774,397	100,637,776	-	100,637,776	75,877,251	24,760,525	106,990,832		39
ROW, LAND, EXISTING IMPROVEMENTS	SCC 060	37,511,799	32,246,321	-	32,246,321	30,648,969	1,597,352	32,246,321		
VEHICLES	SCC 070	26,385,653	16,800,000	-	16,800,000	11,929,247	4,870,753	16,800,000	0	
PRELIM ENGINEERING	SCC 080.01	46,202,673	46,202,674	-	46,202,674	46,202,675	(1)	46,202,674		
FINAL DESIGN	SCC 080.02	61,137,604	61,318,331	-	61,318,331	61,200,826	117,506	61,318,331		
PM FOR DESIGN & CONSTRUCTION	SCC 080.03 - 080.04	197,146,664	199,235,580	-	199,235,580	201,841,135	(2,605,555)	199,235,580	0	39
OTHER PROF SRVCS	SCC 080.05 - 080.08	24,416,118	24,246,033	-	24,246,033	12,858,402	11,387,631	22,887,611	1,358,422	
UNALLOC CONTINGENCY	SCC 090	3,883,480	6,882,669	-	6,882,669		6,882,669		6,882,672	39
Grand Total		1,578,300,000	1,578,300,000	-	1,578,300,000	1,543,619,099	34,680,901	1,630,791,628	(34,852,321)	

SCC DESCRIPTION	June 2020 BUDGET	June 2020 CTD
010 - GUIDEWAY & TRACK ELEMENTS	284,261,448	283,290,555
020 - STATIONS, STOPS, TERMINALS, INTERMODAL	520,822,512	534,484,926
040 - SITEWORK & SPECIAL CONDITIONS	285,646,655	285,285,115
050 - SYSTEMS	100,637,776	75,877,251
060 - ROW, LAND, EXISTING IMPROVEMENTS	32,246,321	30,648,969
070 - VEHICLES (number)	16,800,000	11,929,247
080 - PROFESSIONAL SERVICES (applies to Cats. 10-50)	331,002,618	322,103,037
090 - UNALLOCATED CONTINGENCY	6,882,669	
Grand Total	1,578,300,000	1,543,619,099

SCC DESCRIPTION	June 2020 BUDGET	June 2020 CTD
010.02-Guideway: At grade semi-exclusive (allows cross-traffic)	2,860,000	2,860,000
010.06-Guideway: Underground cut & cover	69,816,407	69,495,710
010.07-Guideway: Underground tunnel	200,374,315	199,812,118
010.09-Track: Direct fixation	6,761,089	6,673,090
010.12-Track: Special (switches, turnouts)	4,449,637	4,449,637
020.01-At-grade station, stop, shelter, mall, terminal, platform	7,602,857	6,230,478
020.02-Aerial station, stop, shelter, mall, terminal, platform	(14,419,304)	0
020.03-Underground station, stop, shelter, mall, terminal, platform	495,966,883	508,396,185
020.04-OTHER STATIONS, LANDING, TERMINALS: INTERMODAL, FERRY, TROLLEY, ETC	9,360,183	0
020.07-Elevators, escalators	22,311,892	19,858,263
040.01-Demolition, Clearing, Earthwork	12,754,615	12,495,015
040.02-Site Utilities, Utility Relocation	68,753,443	78,427,117
040.03-Haz. mat'l, contam'd soil removal/mitigation, ground water treatments	9,423,125	7,816,564
040.04-Environmental mitigation, e.g. wetlands, historic/archeologic, parks	1,122,899	660,669
040.05-Site structures including retaining walls, sound walls	2,706,431	2,706,431
040.06-Pedestrian / bike access and accommodation, landscaping	9,790,995	5,186,176
040.07-Automobile, bus, van accessways including roads, parking lots	6,579,099	6,353,220
040.08-Temporary Facilities and other indirect costs during construction	174,516,049	171,639,923
050.01-Train control and signals	28,291,363	31,540,815
050.02-Traffic signals and crossing protection	12,804,956	12,144,191
050.03-Traction power supply: substations	21,465,073	19,417,982
050.04-Traction power distribution: catenary and third rail	12,441,113	3,517,114
050.05-Communications	16,920,685	7,768,780
050.06-Fare collection system and equipment	6,100,000	627,988
050.07-Central Control	2,614,586	860,381
060.01-Purchase or lease of real estate	30,065,810	28,239,539
060.02-Relocation of existing households and businesses	2,180,511	2,409,430
070.01-Light Rail	16,800,000	11,929,247
080.01-Preliminary Engineering	46,202,674	46,202,675
080.02-Final Design	61,318,331	61,200,826
080.03-Project Management for Design and Construction	82,244,281	81,863,947
080.04-Construction Administration & Management	116,991,299	119,977,188
080.05-Professional Liability and other Non-Construction Insurance	6,800,000	6,340,196
080.06-Legal; Permits; Review Fees by other agencies, cities, etc.	8,212,604	5,611,654
080.07-Surveys, Testing, Investigation, Inspection	933,100	906,553
080.08-Start up	8,300,329	0
090.00-Unallocated Contingency	6,882,669	
Grand Total	1,578,300,000	1,543,619,099

[A] Cost Account Description	ACTUAL COSTS								COST REPORT NOTES
	[A] PRIOR Budget (YOE)	[B] June 2020 Budget (YOE)	[C] PRIOR MONTH Total	[D] PRIOR MONTH Monthly	[E] CURRENT Monthly	[F] CURRENT Total	[G] VARIANCE (B - F)		
TOTAL PRELIMINARY ENGINEERING	46,542,061	46,542,061	46,542,061	0	0	46,542,061	0	40	
11 - SFMTA PROJECT MANAGEMENT	8,800,164	8,800,164	8,253,957	0	0	8,253,957	546,208	41	
12 - SFMTA ENGINEERING SERVICES	11,425,594	11,425,594	11,425,594	0	0	11,425,594	0	42	
16 - DEPARTMENT OF PARKING AND TRAFFIC (DPT)	921,906	921,906	802,883	0	0	802,883	119,023		
21 - ARTS COMMISSION	1,500,570	1,500,570	1,500,570	0	0	1,500,570	0	43	
22 - FIRE DEPARTMENT	33,825	33,825	35,343	0	0	35,343	(1,518)		
23 - CITY ATTORNEY'S OFFICE	1,234,754	1,234,754	1,234,754	0	0	1,234,754	0		
24 - RISK MANAGEMENT	0	0	0	0	0	0	0		
26 - PLANNING	99,604	99,604	99,604	0	0	99,604	0		
27 - DEPARTMENT OF PUBLIC HEALTH (DPH)	4,420	4,420	4,420	0	0	4,420	0		
29 - CITY AUDITOR	336,735	336,735	336,735	0	0	336,735	0	44	
32 - DPW - IDC ENGINEERING (HYDRAULIC)	3,336,432	3,336,432	3,336,432	0	0	3,336,432	0		
34 - DPW - IDC CONSTRUCTION (CAPTITAL)	17,462	17,462	17,462	0	0	17,462	0		
36 - DPW - BSM INFRASTRUCTURE (MAPPING)	76,549	76,549	76,549	0	0	76,549	0		
39 - DPW - PCS SITE ASSESSMENT & REMEDIATION (SAR)	13,993	13,993	13,993	0	0	13,993	0		
51 - 821 HOWARD STREET	1,005,653	1,005,653	1,005,653	0	0	1,005,653	0		
55 - 651 BRANNAN	2,294,910	2,294,910	2,294,910	0	0	2,294,910	0	45	
63 - CENTRAL SUBWAY PARTNERSHIP - AECOM-EPC JV CONTRA	26,793,234	26,793,234	26,793,234	0	0	26,793,234	0	46	
66 - ANIL VERMA	395,204	395,204	395,204	0	0	395,204	0	47	
67 - HILL INTERNATIONAL CONTRACT 156	6,716,294	6,716,294	6,716,294	0	0	6,716,294	0	48	
68 - ARTHUR GALLAGER & CO. CS 164	6,800,000	6,800,000	6,340,196	0	0	6,340,196	459,804		
71 - TUNNEL/UTILITIES - CONTRACT # CONTRACT 155-1	5,469,336	5,469,336	5,469,336	0	0	5,469,336	0	49	
72 - STATIONS - CONTRACT # CONTRACT 155-2	26,220,609	26,220,609	26,220,609	0	0	26,220,609	0	50	
73 - SYSTEMS/INTEGRATION - CONTRACT 155-3	11,432,312	11,432,312	11,432,312	0	0	11,432,312	0	51	
331 - BAY AREA RAPID TRANSIT (BART)	146,427	146,427	146,427	0	0	146,427	0		
332 - SAN FRANCISCO COUNTY TRANSPORTATION AUTHORITY (0	0	0	0	0	0	0		
TOTAL FINAL DESIGN	115,075,988	115,075,988	113,952,470	0	0	113,952,470	1,123,518		
11 - SFMTA PROJECT MANAGEMENT	16,500,000	16,500,000	17,069,931	105,355	515,055	17,584,986	(1,084,986)		
1.3.011.01.080.03 - CM:SFMTA LABOR-PROJECT MANAGEMENT	16,500,000	16,500,000	17,069,931	105,355	515,055	17,584,986	(1,084,986)		
12 - SFMTA ENGINEERING SERVICES	2,923,582	2,923,582	2,951,976	10,654	48,938	3,000,914	(77,332)		
1.3.012.02.080.04 - CM: SFMTA LABOR-ENGINEERING CONTRACT 1	123,582	123,582	57,648	0	0	57,648	65,934		
1.3.012.06.080.04 - CM: SFMTA LABOR-ENGINEERING CONTRACT 1	2,800,000	2,800,000	2,894,328	10,654	48,938	2,943,266	(143,266)		
13 - SFMTA CONSTRUCTION MANAGEMENT	25,432,035	25,432,035	23,371,644	117,114	547,575	23,919,219	1,512,815		
1.3.013.01.080.04 - CM:SFMTA LABOR-CONSTR. MANAGEM	25,432,035	25,432,035	23,371,644	117,114	547,575	23,919,219	1,512,815		
16 - DEPARTMENT OF PARKING AND TRAFFIC (DPT)	3,659,313	3,659,313	2,677,567	3,071	32,633	2,710,200	949,113		
1.3.016.01.080.04 - DPT CONTRACT 1300 SUPPORT UMS	299,600	299,600	326,699	775	26,063	352,762	(53,162)		
1.3.016.01.080.04 - DPT CONTRACT 1300 SUPPORT CTS	274,900	274,900	143,389	311	2,243	145,633	129,267		
1.3.016.01.080.04 - DPT CONTRACT 1300 SUPPORT YBM	238,400	238,400	222,549	441	1,863	224,412	13,988		
1.3.016.01.080.04 - DPT CONTRACT 1300 SUPPORT STS	876,876	876,876	285,656	1,544	2,458	288,114	588,762		
1.3.016.02.040.08 - DPT: FIELD OPS TUNNEL [B84]	0	0	1,464	0	0	1,464	(1,464)		
1.3.016.02.040.08 - DPT: FIELD OPS TUNNEL [B86]	0	0	204,261	0	0	204,261	(204,261)		
1.3.016.06.040.02 - DPT:DPT TRAFFIC SHOP CONTRACT 1300	1,200,000	1,200,000	0	0	0	0	1,200,000		
1.3.016.08.040.08 - DPT:PCOS:2UTL [68A]	400,728	400,728	400,728	0	0	400,728	0		
1.3.016.08.040.08 - DPT:SSD CN:2UTL	0	0	108,020	0	0	108,020	(108,020)		
1.3.016.08.080.04 - DPT:SSD [1326]	252,536	252,536	252,536	0	0	252,536	0		

[A] Cost Account Description	ACTUAL COSTS								COST REPORT NOTES
	[A] PRIOR Budget (YOE)	[B] June 2020 Budget (YOE)	[C] PRIOR MONTH Total	[D] PRIOR MONTH Monthly	[E] CURRENT Monthly	[F] CURRENT Total	[G] VARIANCE (B - F)		
1.3.016.08.080.04 - DPT:SSD [13BN]	23,302	23,302	23,302	0	0	23,302	0		
1.3.016.08.080.04 - DPT:SSD [13CN]	963	963	963	0	0	963	0		
1.3.016.08.080.04 - DPT:SSD [B85]	92,008	92,008	92,008	0	0	92,008	0		
1.3.016.03.040.08 - PCOS:1300/UMS [68CPT544132W.CPT544132W]	0	0	163,405	0	5	163,411	(163,411)		
1.3.016.05.040.08 - PCOS:1300/YBM [68CPT544132Y.CPT544132Y]	0	0	207,537	0	0	207,537	(207,537)		
1.3.016.09.040.08 - PCOS:1300/STS [68CPT544132Z.CPT544132Z]	0	0	245,049	0	0	245,049	(245,049)		
17 - MOTIVE POWER	2,195	2,195	0	0	0	0	2,195		
1.3.017.07.040.02 - PWR:SFMTA-MOTIVE POWER-UTL.REL	2,195	2,195	0	0	0	0	2,195		
18 - SFMTA OPERATIONS	400,000	400,000	123,616	0	1,091	124,707	275,293		
1.3.018.04.040.02 - OPS:SUPPORT TO CONTRACT 1300/CTS	100,000	100,000	36,749	0	1,091	37,841	62,159		
1.3.018.06.080.07 - OPS:SUPPORT TO CONTRACT 1300 - UMS O/L	50,255	50,255	72,185	0	0	72,185	(21,930)		
1.3.018.06.080.07 - OPS:SUPPORT TO CONTRACT 1300/UMS	249,745	249,745	14,681	0	0	14,681	235,063		
19 - OTHER SFMTA	1,000,000	1,000,000	945,836	0	0	945,836	54,164		
1.3.019.07.080.07 - OTH.MTA SFMTA-SURVEY; TSTG [6840]	1,800	1,800	1,720	0	0	1,720	80		
1.3.019.08.040.08 - OTH.MTA 1251 MATERIALS	150,000	150,000	126,149	0	0	126,149	23,851		
1.3.019.08.080.07 - OTH.MTA OPERATION SUPPORT DURJ	848,200	848,200	817,966	0	0	817,966	30,234		
21 - ARTS COMMISSION	12,010,886	12,010,886	6,081,094	27,271	13,498	6,094,592	5,916,294		
1.3.021.01.040.06 - ARTS:CTYCO-ARTS COMMISSION CONSTRUCTI	3,769,932	3,769,932	0	0	0	0	3,769,932		
1.3.021.01.080.03 - ARTS:CTYCO-ARTS COMMISSION [1227]	1,719,387	1,719,387	388,167	0	0	388,167	1,331,220	52	
1.3.021.01.080.04 - ARTS:CTYCO-ARTS COMMISSION [PWE335MPFU	21,000	21,000	12,465	0	0	12,465	8,535		
1.3.021.06.080.03 - ARTS:CTYCO-ARTS COMMISSION PM [285MC.13	834,264	834,264	898,237	6,565	10,929	909,166	(74,902)		
1.3.021.01.080.03 - ARTS:CTYCO-ARTS COMMISSION [PWA335MPFU	10,149	10,149	11,093	0	0	11,093	(944)		
1.3.021.01.080.03 - ARTS:CTYCO-ARTS COMMISSION [PWE335MPFU	4,439	4,439	4,439	0	0	4,439	0		
1.3.021.06.040.06 - ARTS:CTYCO-ARTS COMMISSION [68CPT5441327	1,393,660	1,393,660	1,393,660	0	0	1,393,660	0		
1.3.021.06.040.06 - ARTS:CTYCO-ARTS COMMISSION [285MCPFUNA	3,011,963	3,011,963	3,373,032	20,706	2,570	3,375,602	(363,639)		
1.3.021.01.080.03 - ARTS:CTYCO-ARTS COMMISSION [132J]	86,091	86,091	0	0	0	0	86,091		
1.3.021.97.040.06 - ARTS:ARTS COMMISSION ALLOC CO	1,160,000	1,160,000	0	0	0	0	1,160,000		
23 - CITY ATTORNEY'S OFFICE	2,171,781	2,171,781	2,125,634	0	120	2,125,754	46,027		
1.3.023.01.080.06 - ATTY:CN LEGAL-CITY ATTORNEY OF	2,171,781	2,171,781	2,125,634	0	120	2,125,754	46,027		
25 - PUBLIC UTILITIES COMMISSION SEWER	(2,925,296)	(2,925,296)	0	0	0	0	(2,925,296)		
1.3.025.09.040.02 - STS.1256: SITE UTILITIES SFPUC SEWER MAIN	(2,925,296)	(2,925,296)	0	0	0	0	(2,925,296)		
26 - PLANNING	137,062	137,062	26,697	0	0	26,697	110,365		
1.3.026.01.080.06 - CM:CTYCO-PLANNING DEPARTMENT	137,062	137,062	26,697	0	0	26,697	110,365		
28 - PUBLIC UTILITIES COMMISSION WATER	4,242,012	4,242,012	4,175,488	2,515	52,878	4,228,366	13,646		
1.3.028.02.040.02 - CM:CTYCO-PUBLIC UTIL COMM. (PUC)	0	0	4,745	0	0	4,745	(4,745)		
1.3.028.02.040.08 - PUC: FIELD OPERATIONS TUNNEL	398,400	398,400	510,208	0	0	510,208	(111,808)		
1.3.028.02.080.04 - PUC:MTA CSP CN1252 [470465]	105,000	105,000	91,587	0	0	91,587	13,413		
1.3.028.03.040.02 - PUC:CDD CONTRACT 1300/UMS SUPPORT	606,354	606,354	632,056	0	0	632,056	(25,702)		
1.3.028.03.080.04 - PUC:CMB CONTRACT 1300/UMS INSPECTION	230,000	230,000	34,508	0	0	34,508	195,492		
1.3.028.04.040.02 - PUC:CDD CONTRACT 1300/CTS SUPPORT	271,755	271,755	201,959	0	0	201,959	69,796		
1.3.028.04.080.04 - PUC:CMB CONTRACT 1300/CTS INSPECTION	115,000	115,000	55,773	0	0	55,773	59,227		
1.3.028.05.040.02 - PUC:CDD CONTRACT 1300/YBM SUPPORT	450,282	450,282	501,635	2,515	1,883	503,518	(53,236)		
1.3.028.05.080.04 - PUC:CMB CONTRACT 1300/YBM INSPECTION	184,000	184,000	98,643	0	0	98,643	85,357		
1.3.028.06.040.02 - PUC:CMB CONTRACT 1300/SFWD AWSS MATERI	225,079	225,079	249,247	0	0	249,247	(24,168)		
1.3.028.07.040.02 - PUC:PUC CDD WATER CONNECTION CONTRACT	248,035	248,035	291,501	0	0	291,501	(43,466)		
1.3.028.07.080.04 - PUC:PUC CMB INSPECTION CONTRACT 1250	74,468	74,468	113,844	0	0	113,844	(39,376)		
1.3.028.08.040.02 - PUC:PUC CDD WATER CONNECTION CONTRACT	0	0	39,576	0	49,303	88,879	(88,879)		
1.3.028.08.040.02 - PUC:PUC CDD WATER CONNECTION CONTRACT	340,310	340,310	318,130	0	0	318,130	22,180		

[A] Cost Account Description	ACTUAL COSTS								COST REPORT NOTES
	[A] PRIOR Budget (YOE)	[B] June 2020 Budget (YOE)	[C] PRIOR MONTH Total	[D] PRIOR MONTH Monthly	[E] CURRENT Monthly	[F] CURRENT Total	[G] VARIANCE (B - F)		
1.3.028.08.080.04 - PUC:PUC CMB INSPECTION CONTRACT 1251	266,252	266,252	289,424	0	0	289,424	(23,172)		
1.3.028.09.040.02 - PUC:CMB CONTRACT 1300/STS SUPPORT	520,077	520,077	485,360	0	1,692	487,052	33,025		
1.3.028.09.080.04 - PUC:CMB CONTRACT 1300/STS INSPECTION	207,000	207,000	257,294	0	0	257,294	(50,294)		
32 - DPW - IDC ENGINEERING (HYDRAULIC)	1,150,459	1,150,459	559,778	0	0	559,778	590,681		
1.3.032.01.080.04 - CM:DPW:1424J-BUREAU OF ENGINEERING (BOE)	(285,405)	(285,405)	(285,405)	0	0	(285,405)	0.00		
1.3.032.03.080.04 - DPW IDC HYDRAULIC CN1300 UMS SUPPORT	297,938	297,938	130,415	0	0	130,415	167,523		
1.3.032.04.080.04 - DPW IDC HYDRAULIC CN1300 CTS SUPPORT	295,639	295,639	22,125	0	0	22,125	273,514		
1.3.032.05.080.04 - DPW IDC HYDRAULIC CN1300 YBM SUPPORT	301,882	301,882	58,932	0	0	58,932	242,950		
1.3.032.06.080.04 -1424J-BOE LABOR [PWE1X5MPFUNA.CPT544112B	85,275	85,275	85,275	0	0	85,275	0	53	
1.3.032.06.080.04-1424J-BOE LABOR [PWE1X5MPFUNA.CPT544112C1	109,658	109,658	109,658	0	0	109,658	0	54	
1.3.032.06.080.04 -1424J-BOE LABOR [PWE1X5MPFUNA.CPT544112D	15,791	15,791	15,791	0	0	15,791	0	55	
1.3.032.06.080.04 -1424J-BOE LABOR [PWE1X5MPFUNA.CPT544112E	11,193	11,193	11,193	0	0	11,193	0	56	
1.3.032.06.080.04 -1424J-BOE LABOR [PWE1X5MPFUNA.CPT544112F	107,798	107,798	107,798	0	0	107,798	0	57	
1.3.032.06.080.04 -1424J-BOE LABOR [PWE1X5MPFUNA.CPT544112G	21,690	21,690	47,917	0	0	47,917	(26,227)	58	
1.3.032.08.080.04 - DPW.HYRDDPW-BOE IDC ENG SVC DC	9,000	9,000	0	0	0	0	9,000		
1.3.032.09.080.04 - DPW IDC HYDRAULIC CN1300 STS SUPPOR	180,000	180,000	256,080	0	0	256,080	(76,080)		
34 - DPW - IDC CONSTRUCTION (CAPITAL)	6,703,969	6,703,969	6,345,071	0	0	6,345,071	358,898		
1.3.034.01.080.04 - DPW:BCM LABOR [2113]	2,140,142	2,140,142	2,140,142	0	0	2,140,142	0		
1.3.034.02.080.04 - DPW:CONSTR:1252 CM [CD12]	1,207,603	1,207,603	1,207,603	0	0	1,207,603	0		
1.3.034.02.080.04 - DPW:CONSTR:1252 CM [13AC12]	138,397	138,397	138,397	0	0	138,397	0		
1.3.034.06.080.04 - DPW:SITE ASSESSMENT & REMEDIATION (SAR)	506,858	506,858	506,858	0	0	506,858	0		
1.3.034.06.080.04 - DPW:CONSTR:1300 CM [13CP12]	2,710,969	2,710,969	2,352,071	0	0	2,352,071	358,898		
36 - DPW - BSM INFRASTRUCTURE (MAPPING)	465,562	465,562	158,741	0	0	158,741	306,821		
1.3.036.01.080.04 - DPW:MPPG:DPW-BUREAU OF ST USE	367,129	367,129	32,680	0	0	32,680	334,449		
1.3.036.02.080.04 - DPW:MPPG:1300-DPW-BUREAU OF ST USE [13CG	50,000	50,000	33,084	0	0	33,084	16,916		
1.3.036.02.080.06 - DPW:MPPG:DPW-BUREAU OF ST USE [13CF]	48,433	48,433	92,977	0	0	92,977	(44,544)		
37 - DPW - PCS MATERIAL TESTING LABORATORY	83,100	83,100	0	0	0	0	83,100		
1.3.037.01.080.07 - DPW.MTL.LABDPW-MATERIAL TESTIN	83,100	83,100	0	0	0	0	83,100		
39 - DPW - PCS SITE ASSESSMENT & REMEDIATION (SAR)	613,853	613,853	438,455	0	0	438,455	175,398		
1.3.039.01.080.04 - DPW:SITE ASSESSMENT & REMEDIATION (SAR)	92,459	92,459	92,459	0	0	92,459	0		
1.3.039.01.080.04 - DPW:SITE ASSESSMENT & REMEDIATION (SAR)	78,400	78,400	78,400	0	0	78,400	0		
1.3.039.01.080.04 -DPW:SITE ASSESSMENT & REMEDIATION (SAR)	151,515	151,515	151,515	0	0	151,515	0		
1.3.039.01.080.04 - DPW:SITE ASSESSMENT & REMEDIATION (SAR)	24,343	24,343	24,343	0	0	24,343	0		
1.3.039.01.080.04 - DPW:SITE ASSESSMENT & REMEDIATION	58,757	58,757	10,109	0	0	10,109	48,648		
1.3.039.01.080.04 - DPW:SITE ASSESSMENT & REMEDIATION (SAR)	31,367	31,367	31,367	0	0	31,367	0		
1.3.039.01.080.04 - DPW:SITE ASSESSMENT & REMEDIATION (SAR)	100,000	100,000	8,621	0	0	8,621	91,379		
1.3.039.01.080.04 - DPW:SITE ASSESSMENT & REMEDIATION (SAR)	17,000	17,000	0	0	0	0	17,000		
1.3.039.02.080.04 - DPW: SITE ASSESSMENT & REMEDIATION (SAR)	18,632	18,632	16,880	0	0	16,880	1,753		
1.3.039.02.080.04 - DPW: SITE ASSESSMENT & REMEDIATION (SAR)	41,379	41,379	24,761	0	0	24,761	16,618		
46 - MACY'S WEST - SFPUC SEWER WORK	258,202	258,202	258,202	0	0	258,202	0		
1.3.046.08.040.02 - MCY.SWRC. CONTRACT: MACY'S-SEW	258,202	258,202	258,202	0	0	258,202	0		
51 - 821 HOWARD STREET	770,843	770,843	660,567	1,468	201	660,768	110,075		
1.3.051.01.080.03 - ODC.HWRD:ODCs - 821 HOWARD STR	696,753	696,753	619,878	0	0	619,878	76,875		
1.3.051.02.080.04 - ODC.HWRD:ODCs - TUNNEL CONTRACT 1252	10,000	10,000	1,056	0	0	1,056	8,944		
1.3.051.06.080.04 - ODC.HWRD:ODCs - STATION CONTRACT 1300	55,000	55,000	28,711	1,468	201	28,912	26,088		
1.3.051.06.080.04 - ODC.HWRD:W/MTA INST WTR SVC @ STS&YBM	9,090	9,090	10,923	0	0	10,923	(1,833)		
55 - 651 BRANNAN	10,348	10,348	10,348	0	0	10,348	0		
1.3.055.01.080.03 - CM:ODCs - 651 BRANNAN STREET	10,348	10,348	10,348	0	0	10,348	0	59	

[A] Cost Account Description	[A] PRIOR Budget (YOE)	[B] June 2020 Budget (YOE)	ACTUAL COSTS				[G] VARIANCE (B - F)	COST REPORT NOTES
			[C] PRIOR MONTH Total	[D] PRIOR MONTH Monthly	[E] CURRENT Monthly	[F] CURRENT Total		
63 - CENTRAL SUBWAY PARTNERSHIP - AECOM-EPC JV CONTRA	65,720,187	65,720,187	66,145,528	1,598,728	1,365,000	67,510,528	(1,790,340)	
1.3.063.01.080.03 - CM:PM:AECOM.CS149 OM-EPC JV CS149-PM	5,017,804	5,017,804	5,017,804	0	0	5,017,804	0	60
1.3.063.01.080.04 - CM:AECOM.CS149OM-EPC JV CS-149 [3B]	1,969,213	1,969,213	1,969,213	0	0	1,969,213	(0)	
1.3.063.01.080.04 - CM:AECOM.CS149OM-EPC JV CS-149 [3E]	6,386,250	6,386,250	6,386,250	0	0	6,386,250	(0)	
1.3.063.01.080.03 - CM:AECOM.CS149OM-EPC JV CS-149 [3E][PM]	1,596,563	1,596,563	1,596,563	0	0	1,596,563	0	
1.3.063.01.080.04 - CM:AECOM.CS149OM-EPC JV CS-149 [3F]	4,101,465	4,101,465	4,101,466	0	0	4,101,466	(0)	
1.3.063.01.080.03 - CM:AECOM.CS149OM-EPC JV CS-149 [3F][PM]	1,025,366	1,025,366	1,025,366	0	0	1,025,366	0	
1.3.063.01.080.04 - CM:AECOM.CS149OM-EPC JV CS-149 [3G]	5,167,381	5,167,381	5,167,381	0	0	5,167,381	(0)	
1.3.063.01.080.03 - CM:AECOM.CS149OM-EPC JV CS-149 [3G][PM]	1,291,845	1,291,845	1,291,845	0	0	1,291,845	(0)	
1.3.063.01.080.04 - CM:AECOM.CS149OM-EPC JV CS-149 [3H]	4,380,849	4,380,849	4,380,849	0	0	4,380,849	(0)	
1.3.063.01.080.03 - CM:AECOM.CS149OM-EPC JV CS-149 [3H][PM]	1,095,212	1,095,212	1,095,212	0	0	1,095,212	(0)	
1.3.063.01.080.04 - CM:AECOM.CS149OM-EPC JV CS-149 [3i]	7,310,184	7,310,184	5,582,974	0	0	5,582,974	1,727,210	
1.3.063.01.080.03 - CM:AECOM.CS149OM-EPC JV CS-149 [3i][PM]	2,590,785	2,590,785	1,395,744	0	0	1,395,744	1,195,041	
1.3.063.01.080.04 - CM:AECOM.CS149OM-EPC JV CS-149 [3j]	7,000,000	7,000,000	11,112,655	1,278,982	1,092,000	12,204,655	(5,204,655)	
1.3.063.01.080.03 - CM:AECOM.CS149OM-EPC JV CS-149 [3j][PM]	2,000,000	2,000,000	2,778,164	319,746	273,000	3,051,164	(1,051,164)	
1.3.063.01.080.04 - CM:AECOM.CS149OM-EPC JV CS-149 [9B]	11,042	11,042	11,042	0	0	11,042	0	
1.3.063.01.080.04 - CM:AECOM.CS149OM-EPC JV CS-149 [9D]	515,694	515,694	515,694	0	0	515,694	(0)	
1.3.063.01.080.04 - CM:AECOM.CS149OM-EPC JV CS-149 [9E]	523,943	523,943	523,943	0	0	523,943	0	
1.3.063.01.080.04 - CM:AECOM.CS149OM-EPC JV CS-149 [9F]	461,196	461,196	461,196	0	0	461,196	0	
1.3.063.01.080.04 - CM:AECOM.CS149OM-EPC JV CS-149 [9G]	501,912	501,912	501,912	0	0	501,912	0	
1.3.063.01.080.04 - CM:AECOM.CS149OM-EPC JV CS-149 [9H]	1,219,093	1,219,093	1,219,093	0	0	1,219,093	(0)	
1.3.063.01.080.04 - CM:AECOM.CS149OM-EPC JV CS-149 [9i]	2,974,444	2,974,444	3,039,000	0	0	3,039,000	(64,556)	
1.3.063.01.080.04 - CM:AECOM.CS149OM-EPC JV CS-149 [9j]	3,000,000	3,000,000	1,392,217	0	0	1,392,217	1,607,783	
1.3.063.01.080.04 - FD:CM:EPC JV CS49-PM [123A]	5,579,945	5,579,945	5,579,945	0	0	5,579,945	0	
1.3.063.97.080.03 - AECOM.CS149 ALLOCAT CONTING	0	0	0	0	0	0	0	
64 - CN1300 JOB READINESS PROGRAM	1,060,000	1,060,000	956,145	0	0	956,145	103,855	61
1.3.064.06.040.08 - CN1300 JOB READINESS PROGRAM	1,060,000	1,060,000	956,145	0	0	956,145	103,855	
67 - HILL INTERNATIONAL CONTRACT 156	3,031,391	3,031,391	2,848,817	0	0	2,848,817	182,574	
1.3.067.01.080.03 - HILL.CS156:HILL INTL. CS-156 [1336]	920,426	920,426	920,426	0	0	920,426	0	
1.3.067.01.080.03 - HILL.CS156:HILL INTL. CS-156 [1337]	533,148	533,148	533,148	0	0	533,148	0	
1.3.067.01.080.03 - HILL.CS156:HILL INTL. [1330]	127,261	127,261	127,261	0	0	127,261	0	
1.3.067.01.080.03 - HILL INTERNATIONAL CS156 AWP 2016 [68CPT54]	883,631	883,631	883,631	0	0	883,631	(0)	
1.3.067.01.080.03 - HILL INTERNATIONAL CS156 AWP 2017 [68CPT54]	566,925	566,925	384,352	0	0	384,352	182,573	
69 - BAYLAND SOIL PROCESS CONTRACT 175	500,000	500,000	255,144	0	0	255,144	244,856	62
1.3.069.06.040.01 - BAYLAND.CS175:BAYLAND SOIL PROCESS [133K]	500,000	500,000	255,144	0	0	255,144	244,856	
71 - TUNNEL/UTILITIES - CONTRACT # CONTRACT 155-1	2,158,846	2,158,846	2,215,889	0	0	2,215,889	(57,043)	
1.3.071.01.080.04 - CM: CS155.1 DESIGN SUPPORT DURING CM [1232]	0	0	(87,201)	0	0	(87,201)	87,201	63
1.3.071.02.080.04 - CM: CS155.1 DESIGN SUPPORT DURING CM [1332]	2,158,846	2,158,846	2,303,091	0	0	2,303,091	(144,245)	
72 - STATIONS - CONTRACT # CONTRACT 155-2	14,612,416	14,612,416	20,744,019	627,041	0	20,744,019	(6,131,603)	
1.3.072.01.080.04 - CM: CS155.2 DESIGN SUPPORT DURING CM [1233]	51,351	51,351	61,130	0	0	61,130	(9,779)	64
1.3.072.01.080.04 - CM: CS155.2 DESIGN SUPPORT DURING CM [1333]	14,561,065	14,561,065	20,682,888	627,041	0	20,682,888	(6,121,823)	
73 - SYSTEMS/INTEGRATION - CONTRACT 155-3	4,828,269	4,828,269	5,832,964	142,197	334,479	6,167,443	(1,339,174)	
1.3.073.01.080.04 - CM: CS155.3 DESIGN SUPPORT DURING CM [1236]	90,000	90,000	89,791	0	0	89,791	209	
1.3.073.01.080.04 - CM: CS155.3 DESIGN SUPPORT DURING CM [1334]	4,738,269	4,738,269	5,743,174	142,197	334,479	6,077,652	(1,339,383)	
81 - UTILITIES RELOCATION #1 (PORTAL & MOS) - CONTRACT 125	11,968,150	11,968,150	11,968,150	0	0	11,968,150	0	
1.3.081.07.040.01 - UR1.CONTRACT 1250:SITWORK: DEMOLIT	167,458	167,458	167,458	0	0	167,458	0	
1.3.081.07.040.02 - UR1.CONTRACT 1250:SITWORK: UTILITI	10,099,341	10,099,341	10,099,341	0	0	10,099,341	0	
1.3.081.07.040.03 - UR1.CONTRACT 1250:SITWORK:HAZMAT	453,321	453,321	453,321	0	0	453,321	0	

[A] Cost Account Description	ACTUAL COSTS								COST REPORT NOTES
	[A] PRIOR Budget (YOE)	[B] June 2020 Budget (YOE)	[C] PRIOR MONTH Total	[D] PRIOR MONTH Monthly	[E] CURRENT Monthly	[F] CURRENT Total	[G] VARIANCE (B - F)		
1.3.081.07.040.08 - UR1.CONTRACT 1250:SITWORK:TEMPORAR	1,248,030	1,248,030	1,248,030	0	0	1,248,030	0		
82 - UTILITIES RELOCATION #2 (UMS) - CONTRACT 1251	20,669,081	20,669,081	20,669,081	0	0	20,669,081	(0)	65	
1.3.082.08.040.01 - UR2.CONTRACT 1251:SITWORK: DEMOLIT	752,240	752,240	752,240	0	0	752,240	0		
1.3.082.08.040.02 - UR2.CONTRACT 1251:SITWORK:UTILITI	10,202,543	10,202,543	10,202,543	0	0	10,202,543	(0)		
1.3.082.08.040.03 - UR2.CONTRACT 1251:SITWORK:HAZMAT	172,712	172,712	172,712	0	0	172,712	0		
1.3.082.08.040.05 - UR2.CONTRACT 1251:SITWORK: STRUCTU	2,706,431	2,706,431	2,706,431	0	0	2,706,431	0		
1.3.082.08.040.06 - UR2.CONTRACT 1251:SITWORK:PEDESTRA	319,317	319,317	319,317	0	0	319,317	0		
1.3.082.08.040.07 - UR2.CONTRACT 1251:SITWORK:AUTO/BUS	190,362	190,362	190,362	0	0	190,362	0		
1.3.082.08.040.08 - UR2.CONTRACT 1251:SITWORK:TEMP FAC	6,325,476	6,325,476	6,325,476	0	0	6,325,476	0		
GUIDEWAY TUNNELS TOTAL	233,511,253	233,511,253	233,511,253	0	0	233,511,253	0		
83 - GUIDEWAY TUNNELS - CONTRACT # 1252 BASE	233,584,015	233,584,015	233,584,015	0	0	233,584,015	0	66	
1.3.083.02.010.06 - CONTRACT 1252:GUIDEWAY:UNDERGRN'D CU	60,446,425	60,446,425	60,446,425	0	0	60,446,425	0		
1.3.083.02.010.07 - CONTRACT 1252:GUIDEWAY:UNDERGROUND	105,423,090	105,423,090	105,423,090	0	0	105,423,090	0		
1.3.083.02.020.03 - CONTRACT 1252: STATIONS: UNDERGROUND	21,685,000	21,685,000	21,685,000	0	0	21,685,000	0		
1.3.083.02.040.01 - CONTRACT 1252:SITWORK:DEMO CLEARING	2,440,000	2,440,000	2,440,000	0	0	2,440,000	0		
1.3.083.02.040.02 - CONTRACT 1252:SITWORK:UTILITIES & RE	10,895,000	10,895,000	10,895,000	0	0	10,895,000	0		
1.3.083.02.040.03 - CONTRACT 1252:SITWORK:HAZMAT&MITIGA	200,000	200,000	200,000	0	0	200,000	0		
1.3.083.02.040.04 - CONTRACT 1252:SITWORK:ENVIRON. MITIG	300,000	300,000	300,000	0	0	300,000	0		
1.3.083.02.040.06 - CONTRACT 1252:SITWORK:PED/BIKE ACCES	50,000	50,000	50,000	0	0	50,000	0		
1.3.083.02.040.07 - CONTRACT 1252:SITWORK:AUTO/BUS ACCES	1,345,000	1,345,000	1,345,000	0	0	1,345,000	0		
1.3.083.02.040.08 - CONTRACT 1252:SITWORK:TEMP FACILITIE	30,799,500	30,799,500	30,799,500	0	0	30,799,500	0		
83 - GUIDEWAY TUNNELS - CONTRACT # 1252 CMODs	(72,762)	(72,762)	(72,762)	0	0	(72,762)	0	67	
1.3.083.83.010.06 - CONTRACT 1252: CONTRACT MOD	112,251	112,251	112,251	0	0	112,251	0		
1.3.083.83.010.07 - CONTRACT 1252: CONTRACT MOD	1,810,094	1,810,094	1,810,094	0	0	1,810,094	0		
1.3.083.83.020.03 - CONTRACT 1252: CONTRACT MOD	1,004,156	1,004,156	1,004,156	0	0	1,004,156	0		
1.3.083.83.040.02 - CONTRACT 1252: CONTRACT MOD	1,035,588	1,035,588	1,035,588	0	0	1,035,588	(0)		
1.3.083.83.040.03 - CONTRACT 1252: CONTRACT MOD	453,475	453,475	453,475	0	0	453,475	0		
1.3.083.83.040.08 - CONTRACT 1252: CONTRACT MOD	(4,488,326)	(4,488,326)	(4,488,326)	0	0	(4,488,326)	0		
1.3.083.93.010.07 - CONTRACT 1252: TUNNEL ALLOC CONTING	0	0	0	0	0	0	0	68	
CONTRACT 1300 - STATIONS, TRACKWORK AND SYSTEMS TO	861,639,691	861,639,691	856,632,098	6,007,669	5,984,613	862,616,711	-977,020	69	
84 - UNION SQUARE/MARKET STREET STATION (UMS) - WORK PA	294,030,590	294,030,590	287,334,315	(734,353)	(129,909)	287,204,406	6,826,184	21	
1.3.084.03.020.03 - UMS.1253: UNDERGROUD STATION	253,081,452	253,081,452	250,113,972	700,749	(215,381)	249,898,591	3,182,861		
1.3.084.03.020.07 - UMS.1253: ELEVATORS ESCALATOR	9,465,694	9,465,694	8,881,058	(61,983)	0	8,881,058	584,636		
1.3.084.03.040.01 - UMS.1253: DEMOLITION CLEARING	6,071,588	6,071,588	6,071,588	0	0	6,071,588	0		
1.3.084.03.040.02 - UMS.1253: SITE UTILITIES UTIL	4,360,395	4,360,395	4,360,395	0	0	4,360,395	0		
1.3.084.03.040.03 - UMS.1253: HAZARDOUS MATERIALS	550,000	550,000	0	(550,000)	6,936	6,936	543,064		
1.3.084.03.040.04 - UMS.1253: ENVIRONMENTAL MITIGA	244,500	244,500	194,500	(50,000)	0	194,500	50,000		
1.3.084.03.040.06 - UMS.1253: PEDESTRIAN/BIKE	18,969	18,969	16,501	0	1,174	17,675	1,294		
1.3.084.03.040.07 - UMS.1253: AUTOMOBILE BUS ACCE	1,158,410	1,158,410	1,031,201	(56,250)	0	1,031,201	127,209		
1.3.084.03.040.08 - UMS.1253: TEMPORARY FACILITIES	11,139,701	11,139,701	9,895,006	(650,000)	(2,518)	9,892,488	1,247,213		
1.3.084.03.050.02 - UMS.1253: TRAFFIC SIGNALS AND	4,773,076	4,773,076	4,773,076	0	0	4,773,076	0		
1.3.084.03.050.03 - UMS.1253: TRACTION POWER SUPPL	1,815,534	1,815,534	981,534	(90,000)	40,000	1,021,534	794,000		
1.3.084.03.050.04 - UMS.1253: TRACTION POWER DISTR	216,957	216,957	67,178	0	0	67,178	149,779		
1.3.084.03.050.05 - UMS.1253: COMMUNICATIONS	1,134,314	1,134,314	948,306	23,131	39,880	988,186	146,128		
84 - UNION SQUARE/MARKET STREET STATION (UMS) CMODs	7,744,337	7,744,337	7,257,208	0	0	7,257,208	487,129		
1.3.084.84.020.03 - CMOD:UMS.1253: UNDERGROUD STATION	1,832,330	1,832,330	1,809,040	0	0	1,809,040	23,290		
1.3.084.84.020.07 - CMOD:UMS.1253: ELEVATORS, ESCALATORS	490,000	490,000	90,000	0	0	90,000	400,000		
1.3.084.84.040.01 - CMOD:UMS.1253: DEMOLITION CLEARING	944,987	944,987	944,987	0	0	944,987	0		

[A] Cost Account Description	ACTUAL COSTS								COST REPORT NOTES
	[A] PRIOR Budget (YOE)	[B] June 2020 Budget (YOE)	[C] PRIOR MONTH Total	[D] PRIOR MONTH Monthly	[E] CURRENT Monthly	[F] CURRENT Total	[G] VARIANCE (B - F)		
1.3.084.84.040.02 - CMOD:UMS.1253: SITE UTILITIES UTIL	3,270,038	3,270,038	3,206,200	0	0	3,206,200	63,838		
1.3.084.84.040.03 - CMOD:UMS.1253: HAZARDOUS MATERIALS	349,730	349,730	349,730	0	0	349,730	0		
1.3.084.84.040.08 - CMOD:UMS.1253: TEMPORARY FACILITIES	809,103	809,103	809,102	0	0	809,102	1		
1.3.084.84.050.05 - CMOD:UMS.1253: COMMUNICATIONS	48,149	48,149	48,149	0	0	48,149	0		
1.3.084.94.020.03 - UMS.1253: AC: ALLOC CONTING	12,255,663	12,255,663	0	0	0	0	12,255,663	41	
85 - CHINATOWN STATION (CTS) - WORK PACKAGE 1254	247,567,810	247,567,810	231,219,239	(2,086,407)	188,161	231,407,400	16,160,410		
1.3.085.04.010.07 - CTS.1254: GUIDEWAY: UNDERGROUND TUNNEL	76,417,579	76,417,579	76,417,579	0	0	76,417,579	0		
1.3.085.04.020.03 - CTS.1254: UNDERGROUND STATION	133,001,053	133,001,053	120,629,028	(1,498,267)	38,698	120,667,726	12,333,327		
1.3.085.04.020.07 - CTS.1254: ELEVATORS ESCALATOR	6,812,856	6,812,856	5,794,782	403,278	34,175	5,828,957	983,899		
1.3.085.04.040.01 - CTS.1254: DEMOLITION CLEARING	400,000	400,000	400,000	0	0	400,000	0		
1.3.085.04.040.02 - CTS.1254: SITE UTILITIES UTIL	6,001,718	6,001,718	5,225,465	0	0	5,225,465	776,253		
1.3.085.04.040.03 - CTS.1254: HAZARDOUS MATERIALS	350,000	350,000	0	(350,000)	0	0	350,000		
1.3.085.04.040.04 - CTS.1254: ENVIRONMENTAL MITIGA	325,665	325,665	25,665	(300,000)	0	25,665	300,000		
1.3.085.04.040.06 - CTS.1254: PEDESTRIAN/BIKE	15,000	15,000	0	0	0	0	15,000		
1.3.085.04.040.07 - CTS.1254: AUTOMOBILE BUS ACCE	225,677	225,677	130,008	0	0	130,008	95,669		
1.3.085.04.040.08 - CTS.1254: TEMPORARY FACILITIES	16,571,322	16,571,322	16,116,322	(444,868)	0	16,116,322	455,000		
1.3.085.04.050.02 - CTS.1254: TRAFFIC SIGNALS AND	1,599,593	1,599,593	1,665,255	0	0	1,665,255	(65,662)		
1.3.085.04.050.03 - CTS.1254: TRACTION POWER SUPPL	4,063,927	4,063,927	3,570,677	5,950	0	3,570,677	493,250		
1.3.085.04.050.04 - CTS.1254: TRACTION POWER DISTRIBUTION	124,481	124,481	94,490	0	0	94,490	29,991		
1.3.085.04.050.05 - CTS.1254: COMMUNICATIONS	1,658,938	1,658,938	1,149,967	97,500	115,288	1,265,255	393,683		
85 - CHINATOWN STATION (CTS) CMODs	52,199,817	52,199,817	42,257,535	0	0	42,257,535	9,942,282	71	
1.3.085.85.020.03 - CMOD:CTS.1254: UNDERGROUND STATION	1,201,478	1,201,478	1,126,478	0	0	1,126,478	75,000		
1.3.085.85.020.04- CMOD:CTS.1254: OTHER STATIONS, LANDING, TERMINALS: INTERMODAL, FERRY, TROLLEY, ETC	9,360,183	9,360,183	0	0	0	0	9,360,183		
1.3.085.85.040.01 - CMOD:CTS.1254: POWER POLE	155,956	155,956	148,212	0	0	148,212	7,744		
1.3.085.85.040.02 - CMOD:CTS.1254: SITE UTILITIES UTIL	4,022,598	4,022,598	3,996,251	0	0	3,996,251	26,347		
1.3.085.85.040.03 - CMOD:CTS.1254: HAZARDOUS MATERIALS	3,895,399	3,895,399	3,895,396	0	0	3,895,396	3		
1.3.085.85.040.08 - CMOD:CTS.1254: TEMPORARY FACILITIES	33,564,202	33,564,202	33,091,198	0	0	33,091,198	473,004		
1.3.085.95.020.03 - CTS.1254: AC: ALLOC CONTING	(42,199,816)	(42,199,816)	0	0	0	0	(42,199,816)	72	
86 - YERBA BUENA MOSCONE STATION (YBM) - WORK PACKAGE	158,089,000	158,089,000	153,063,638	(549,733)	378,474	153,442,112	4,646,888		
1.3.086.05.020.03 - YBM.1255: UNDERGROUND STATION	118,405,840	118,405,840	116,301,941	494,267	363,024	116,664,965	1,740,875		
1.3.086.05.020.07 - YBM.1255: ELEVATORS ESCALATOR	5,333,287	5,333,287	4,848,193	66,149	0	4,848,193	485,094		
1.3.086.05.040.01 - YBM.1255: DEMOLITION CLEARING	657,000	657,000	657,000	0	0	657,000	0		
1.3.086.05.040.02 - YBM.1255: SITE UTILITIES UTIL	7,163,278	7,163,278	7,163,276	0	0	7,163,276	2		
1.3.086.05.040.03 - YBM.1255: HAZARDOUS MATERIALS	2,629,439	2,629,439	2,112,695	(472,554)	3,252	2,115,947	513,492	73	
1.3.086.05.040.04 - YBM.1255: ENVIRONMENTAL MITIGA	100,000	100,000	37,770	(62,230)	0	37,770	62,230		
1.3.086.05.040.06 - YBM.1255: PEDESTRIAN/BIKE	16,665	16,665	1	0	0	1	16,664		
1.3.086.05.040.07 - YBM.1255: AUTOMOBILE BUS ACCE	1,542,725	1,542,725	1,539,725	0	0	1,539,725	3,000		
1.3.086.05.040.08 - YBM.1255: TEMPORARY FACILITIES	15,564,753	15,564,753	14,714,451	(510,115)	12,198	14,726,649	838,104		
1.3.086.05.050.02 - YBM.1255: TRAFFIC SIGNALS AND	1,726,492	1,726,492	1,723,992	0	0	1,723,992	2,500		
1.3.086.05.050.03 - YBM.1255: TRACTION POWER SUPPL	3,708,425	3,708,425	2,741,349	(75,000)	0	2,741,349	967,076		
1.3.086.05.050.05 - YBM.1255: COMMUNICATIONS	1,241,096	1,241,096	1,223,245	9,750	0	1,223,245	17,851		
86 - YERBA BUENA MOSCONE STATION (YBM) CMODs	4,889,959	4,889,959	4,416,407	1,599,077	0	4,416,407	473,552		
1.3.086.86.020.03 - CMOD:YBM.1255: UNDERGROUND STATION	466,470	466,470	417,013	1,599,077	0	417,013	49,457		
1.3.086.86.020.07 - CMOD:YBM.1255: ELEVATORS ESCALATOR	210,055	210,055	210,055	0	0	210,055	0		
1.3.086.86.040.01 - CMOD:YBM.1255: DEMOLITION CLEARING	266,386	266,386	259,386	0	0	259,386	7,000	73	
1.3.086.86.040.02 - CMOD:YBM.1255: SITE UTILITIES UTIL	3,570,282	3,570,282	3,158,755	0	0	3,158,755	411,527		

[A] Cost Account Description	ACTUAL COSTS								COST REPORT NOTES
	[A] PRIOR Budget (YOE)	[B] June 2020 Budget (YOE)	[C] PRIOR MONTH Total	[D] PRIOR MONTH Monthly	[E] CURRENT Monthly	[F] CURRENT Total	[G] VARIANCE (B - F)		
1.3.086.86.040.03 - CMOD:YBM.1255: HAZARDOUS MATERIALS	150,828	150,828	150,828	0	0	150,828	0		
1.3.086.86.040.04 - CMOD:YBM.1255: ENVIRONMENTAL MITIGA	102,734	102,734	102,734	0	0	102,734	0		
1.3.086.86.040.06 - CMOD:YBM.1255: PEDESTRIAN/BIKE	35,489	35,489	29,921	0	0	29,921	5,568		
1.3.086.86.040.08 - CMOD:YBM.1255: TEMPORARY FACILITIES	87,715	87,715	87,715	0	0	87,715	0		
1.3.086.96.020.03 - YBM.1255: AC: ALLOC CONTING	110,042	110,042	0	0	0	0	110,042	74	
87 - SURFACE TRACKWORK AND SYSTEMS -WORK PACKAGE 125	139,989,000	139,989,000	112,736,925	-7,518,525	5,474,099	118,211,024	21,777,976		
1.3.087.09.010.02 - STS.1256: GUIDEWAY: AT-GRADE SEMI-EXCLUS	2,860,000	2,860,000	2,855,000	0	5,000	2,860,000	0		
1.3.087.09.010.06 - STS.1256: GUIDEWAY: UNDERGROUND CUT & C	9,257,731	9,257,731	8,937,034	378,409	0	8,937,034	320,697		
1.3.087.09.010.07 - STS.1256: GUIDEWAY: UNDERGROUN	16,723,552	16,723,552	16,111,577	276,972	49,778	16,161,355	562,197		
1.3.087.09.010.09 - STS.1256: TRACK DIRECT FIXATION	6,761,089	6,761,089	6,673,090	(68,568)	0	6,673,090	88,000		
1.3.087.09.010.12 - STS.1256: TRACK: SPECIAL	4,449,637	4,449,637	4,449,637	0	0	4,449,637	0		
1.3.087.09.020.01 - STS.1256: AT-GRADE STATION	7,602,857	7,602,857	6,164,022	(73,568)	66,456	6,230,478	1,372,379		
1.3.087.09.040.02 - STS.1256: SITE UTILITIES, UTILITY RELOCA	17,464,046	17,464,046	14,665,379	0	0	14,665,379	2,798,667		
1.3.087.09.040.03 - STS.1256: HAZARDOUS MATERIALS	200,000	200,000	0	(199,856)	0	0	200,000	73	
1.3.087.09.040.04 - STS.1256: ENVIRONMENTAL MITIGATION	50,000	50,000	0	(49,000)	0	0	50,000	73	
1.3.087.09.040.07 - STS.1256: AUTOMOBILE BUS ACCE	2,116,925	2,116,925	2,116,924	0	0	2,116,924	1		
1.3.087.09.040.08 - STS.1256: TEMPORARY FACILITIES	13,896,832	13,896,832	13,713,506	0	0	13,713,506	183,325		
1.3.087.09.050.01 - STS.1256: TRAIN CONTROL AND SIGNALS	27,543,451	27,543,451	18,602,720	(7,382,955)	4,743,986	23,346,706	4,196,745		
1.3.087.09.050.02 - STS.1256: TRAFFIC SIGNALS AND	4,463,368	4,463,368	3,761,868	0	0	3,761,868	701,500		
1.3.087.09.050.03 - STS.1256: TRACTION POWER SUPPL	9,889,014	9,889,014	7,683,599	(135,842)	526,124	8,209,723	1,679,291		
1.3.087.09.050.04 - STS.1256: TRACTION POWER DISTRIBUTION	6,099,675	6,099,675	3,047,099	(242,818)	57,813	3,104,912	2,994,763		
1.3.087.09.050.05 - STS.1256: COMMUNICATIONS	7,996,237	7,996,237	3,095,089	(21,299)	24,942	3,120,031	4,876,206		
1.3.087.09.050.07 - STS.1256: CENTRAL CONTROL	2,614,586	2,614,586	860,381	0	0	860,381	1,754,205		
87 - SURFACE TRACKWORK AND SYSTEMS (STS) CMODs	1,382,594	1,382,594	18,346,831	15,297,610	73,788	18,420,619	(17,038,025)		
1.3.087.89.040.02 - CMOD:STS.1256: SITE UTILITIES, UTILITY RELOC	1,482,322	1,482,322	1,345,796	0	0	1,345,796	136,526		
1.3.087.89.040.03 - CMOD:STS.1256: HAZARDOUS MATERIALS	18,221	18,221	18,219	0	0	18,219	2		
1.3.087.89.040.08 - CMOD:STS.1256: TEMPORARY FACILITIES	21,894,178	21,894,178	21,227,297	20,174,395	73,788	21,301,085	593,093		
1.3.087.89.050.01 - CMOD:STS.1256: TRAIN CONTROL	(17,776,769)	(17,776,769)	13,304	0	0	13,304	(17,790,073)		
1.3.087.89.050.02 - CMOD:STS.1256: TRAFFIC SIGNALS AND	242,427	242,427	220,000	0	0	220,000	22,427		
1.3.087.99.020.01 - STS.1256: AC: ALLOC CONTING	(14,419,304)	(14,419,304)	0	0	0	0	(14,419,304)	75	
88 - STATIONS CONTRACT 1300	2,435,063	2,435,063	1,055,515	19,440	3,381	1,058,896	1,376,167		
1.3.088.06.080.04 - CN1300 CONSTRUCTION TRAILER [68CPT5441316	80,000	80,000	0	0	0	0	80,000		
1.3.088.06.080.04 - DT-CN1300 COMMUNICATIONS INSTALL [68CPT5	1,430,594	1,430,594	374,258	19,440	(343,778)	30,480	1,400,114		
1.3.088.06.080.04 - MTA Communications - Business Liaison to support CN	420,000	420,000	275,212	0	68,566	343,778	76,222		
1.3.088.06.080.04 - IT-CN1300 Installation [68CPT5441319.CPT5441319]	448,371	448,371	365,410	0	(86,817)	278,593	169,778		
1.3.088.06.080.04 - CN1300 Installation Maintenance [68CPT5441320.CP	25,000	25,000	0	0	365,410	365,410	(340,410)		
1.3.088.06.080.04 - DT Support [68CPT544135.CPT5441325]	31,098	31,098	40,635	0	0	40,635	(9,537)		
141 - CONSTRUCTION ADMINISTRATION	0	0	0	0	0	0	0		
1.3.141.97.080.04 - CONSTR.ADMIN:ALLOC CONTING	0	0	0	0	0	0	0	75a	
142 - LEGAL/PERMITS	2,014,204	2,014,204	0	0	0	0	2,014,204		
1.3.142.01.080.06 - LGL.PRMTSF:LEGAL; PERMITS	2,014,204	2,014,204	0	0	0	0	2,014,204		
144 - STARTUP	8,300,329	8,300,329	0	0	0	0	8,300,329		
1.3.144.01.080.08 - STRT: STARTUP (SFMTA Transit)	6,941,907	6,941,907	0	0	0	0	6,941,907		
1.3.144.97.080.08 - STRTA: AC STARTUP ALLOC CONTIN	1,358,422	1,358,422	0	0	0	0	1,358,422		
151 - TEMPORARY LICENSE AGREEMENT	17,000	17,000	0	0	0	0	17,000		
1.3.151.01.080.06 - TEMP.LICPORARY LICENSE AGREEME	17,000	17,000	0	0	0	0	17,000		
170 - COMMUNICATIONS CONNECTIONS	10,599,579	10,599,579	1,123,913	0	0	1,123,913	9,475,666		
1.3.170.01.050.04 - COMM.CONNN:COMMUNICATION CONN	5,757,629	5,757,629	0	0	0	0	5,757,629		

[A] Cost Account Description	[A] PRIOR Budget (YOE)	[B] June 2020 Budget (YOE)	ACTUAL COSTS				[G] VARIANCE (B - F)	COST REPORT NOTES
			[C] PRIOR MONTH Total	[D] PRIOR MONTH Monthly	[E] CURRENT Monthly	[F] CURRENT Total		
1.3.170.01.050.05 - CSP Radio Design	641,950	641,950	641,950	0	0	641,950	0	
1.3.170.01.050.05 - CSP Radio Cable	377,788	377,788	321,963	0	0	321,963	55,825	
1.3.170.01.050.05 - CSP Radio Procurement	3,822,212	3,822,212	160,000	0	0	160,000	3,662,212	
181 - AON RISK INSURANCE CS 163	25,119,436	25,119,436	25,119,206	0	0	25,119,206	230	
1.3.181.01.040.08 - AON.CS163 AON RISK INS.	25,094,436	25,094,436	25,094,206	0	0	25,094,206	230	
1.3.181.01.080.03 - AON.CS171 AON RISK INS. STUDY	25,000	25,000	25,000	0	0	25,000	0	
191 - FARE COLLECTION CONTRACTOR	5,400,000	5,400,000	152,852	0	0	152,852	5,247,148	
1.3.191.01.050.06 - FARE.CONSUMER:FARE COLLECTION	5,400,000	5,400,000	152,852	0	0	152,852	5,247,148	
192 - THALES T&S CENTRAL CONTROL	18,524,681	18,524,681	8,180,805	205,021	0	8,180,805	10,343,876	
1.3.192.01.050.01 - THALES T&S ATCS	487,972	487,972	106,179	0	0	106,179	381,793	
1.3.192.01.050.01 - CN1266-2 Advanced Train Control System (ATCS) - In	14,611,285	14,611,285	4,957,994	0	0	4,957,994	9,653,291	
1.3.192.01.050.01 - CN1266-1 Advanced Train Control System (ATCS) - E	3,425,424	3,425,424	3,116,632	205,021	0	3,116,632	308,792	
202 - JOC2-022.0	63,938	63,938	0	0	0	0	63,938	
1.3.202.01.040.02 - JOC2-022:15&22 POTHOLING UTILI LGHT FNDS	63,938	63,938	0	0	0	0	63,938	
203 - JOC2-029.0	53,317	53,317	0	0	0	0	53,317	
1.3.203.07.040.02 - JOC0292-029: RELOCATE VAULTS-S	53,317	53,317	0	0	0	0	53,317	
302 - PG&E	1,988,173	1,988,173	3,874,699	0	0	3,874,699	(1,886,526)	
1.3.302.03.050.03 - PGE PERMANENT POWER UMS	(2,350,000)	(2,350,000)	0	0	0	0	(2,350,000)	
1.3.302.03.050.03 - PGE POWER FEED UMS	2,959,826	2,959,826	1,305,477	0	0	1,305,477	1,654,349	
1.3.302.04.050.03 - PGE PERMANENT POWER CTS	(2,350,000)	(2,350,000)	0	0	0	0	(2,350,000)	
1.3.302.04.050.03 - PGE POWER FEED CTS	2,959,826	2,959,826	0	0	0	0	2,959,826	
1.3.302.05.050.03 - PGE PERMANENT POWER YBM	(2,368,540)	(2,368,540)	0	0	0	0	(2,368,540)	
1.3.302.05.050.03 - PGE POWER FEED YBM	3,125,222	3,125,222	2,569,222	0	0	2,569,222	556,000	
1.3.302.09.050.03 - PGE POWER FEED STS	11,839	11,839	0	0	0	0	11,839	
331 - BAY AREA RAPID TRANSIT (BART)	951,356	951,356	471,063	0	5,548	476,611	474,745	
1.3.331.01.080.04 - CM:SFMTA LABOR-ENG SVCS-IRP/BART/SF	50,000	50,000	33,152	0	0	33,152	16,848	
1.3.331.01.080.06 - CM: BAY AREA RAPID TRANSIT (BART) [122A]	901,356	901,356	437,911	0	5,548	443,459	457,897	
333 - AMERICAN PUBLIC TRANSP. ASSOCIATION (APTA) CS-APTA	146,500	146,500	62,112	0	0	62,112	84,388	
1.3.333.01.080.03 - APTA:APTA - IRP [2G]	46,500	46,500	31,054	0	0	31,054	15,446	
1.3.333.01.080.03 - APTA:APTA - IRP [2C]	100,000	100,000	31,058	0	0	31,058	68,942	
334 - BART FARE COLLECTION SYSTEM	700,000	700,000	475,136	0	0	475,136	224,864	
1.3.334.01.050.06 - BART:BART FARE COLLECTION EQP	700,000	700,000	475,136	0	0	475,136	224,864	
401 - ECONOMIC AND WORKFORCE DEVELOPMENT (EWD)	17,600	17,600	17,600	0	0	17,600	0	
1.3.401.01.080.04 - EWD: MAYORS OFFICE ECON DEV	17,600	17,600	17,600	0	0	17,600	0	
402 - DEPARTMENT OF TECHNOLOGY	242,371	242,371	250,534	0	0	250,534	(8,163)	
1.3.402.07.050.04 - DT:1:UTL:COMM. CONNECTIONS	166,756	166,756	179,179	0	0	179,179	(12,423)	
1.3.402.08.050.04 - DT:2:UTL:COMM.CONNECTIONS	75,615	75,615	71,354	0	0	71,354	4,261	
404 - DEPARTMENT OF BUILDING INSPECTION (DBI)	1,204,081	1,204,081	1,204,081	0	0	1,204,081	0	
1.3.404.01.080.06 - DPT OF BUILDING INSPECTION	1,204,081	1,204,081	1,204,081	0	0	1,204,081	0	
491 - FORM B - REIMBURSEMENT	(12,227,954)	(12,227,954)	0	0	0	0	(12,227,954)	
1.3.491.02.040.02 - FORMB - CONTRACT 1252 UTILITY REIMBUR	(254,050)	(254,050)	0	0	0	0	(254,050)	76
1.3.491.03.040.02 - FORMB - UMS:CONTRACT 1300 UTILITY REIMBU	(528,370)	(528,370)	0	0	0	0	(528,370)	77
1.3.491.04.040.02 - FORMB - CTS:CONTRACT 1300 UTILITY REIMBU	(451,703)	(451,703)	0	0	0	0	(451,703)	78
1.3.491.05.040.02 - FORMB - YBM:CONTRACT 1300 UTILITY REIMBU	(100,000)	(100,000)	0	0	0	0	(100,000)	79
1.3.491.06.040.02 - FORMB - CONTRACT 1300 UTILITY REIMBUR	0	0	0	0	0	0	0	80
1.3.491.07.040.02 - FORMB - CONTRACT 1250 UTILITY REIMBUR	(2,275,419)	(2,275,419)	0	0	0	0	(2,275,419)	81
1.3.491.08.040.02 - FORMB - CONTRACT 1251 UTILITY REIMBUR	(7,618,412)	(7,618,412)	0	0	0	0	(7,618,412)	82

[A] Cost Account Description	ACTUAL COSTS								COST REPORT NOTES
	[A] PRIOR Budget (YOE)	[B] June 2020 Budget (YOE)	[C] PRIOR MONTH Total	[D] PRIOR MONTH Monthly	[E] CURRENT Monthly	[F] CURRENT Total	[G] VARIANCE (B - F)		
1.3.491.09.040.02 - FORMB - STS:CONTRACT 1300 UTILITY REIMBURSEMENT	(1,000,000)	(1,000,000)	0	0	0	0	(1,000,000)	83	
TOTAL CONSTRUCTION PHASE	1,360,858,865	1,360,858,865	1,331,747,247	8,867,543	8,905,011	1,340,652,257	20,206,607		
1.4.091.01.070.01 - LRVS: LIGHT RAIL VEHICLES RFP [34B]	1,324,123	1,324,123	1,319,773	0	0	1,319,773	4,350		
1.4.091.01.070.01 - LRVS: LIGHT RAIL VEHICLES PROJECT MGT [68E]	828,009	828,009	828,009	0	0	828,009	0		
1.4.091.01.070.01 - LRVS: LRV PROCUREMENT ODC	25,000	25,000	0	0	0	0	25,000		
1.4.091.01.070.01 - LRVS: LRV PROCUREMENT	14,622,868	14,622,868	9,781,465	0	0	9,781,465	4,841,403		
TOTAL VEHICLES	16,800,000	16,800,000	11,929,247	0	0	11,929,247	4,870,753		
1.5.015.01.060.01 - RE: EASEMENT ACQUISIT	400,000	400,000	322,939	0	0	322,939	77,061		
1.5.015.01.060.01 - RE: REAL EST SITE ACQ	15,955,138	15,955,138	14,224,616	0	0	14,224,616	1,730,522		
1.5.015.01.060.01 - RE: REAL ESTATE	766,272	766,272	766,272	0	0	766,272	0		
1.5.015.01.060.01 - RE: REC & PARK MOU	6,987,624	6,987,624	6,987,624	0	0	6,987,624	0		
1.5.015.01.060.01 - RE:-DEPT OF TRANSPOR	2,686,000	2,686,000	2,686,000	0	0	2,686,000	0		
1.5.015.01.060.01 - RE:-LICENSES FEES	400,000	400,000	381,311	0	0	381,311	18,689		
1.5.023.01.060.01 - ATTY:REAL ES	2,764,872	2,764,872	2,764,872	0	0	2,764,872	0		
1.5.101.01.060.02 - RES.RELO: RELOCATION COST	1,275,200	1,275,200	1,289,701	0	0	1,289,701	(14,501)		
1.5.102.01.060.02 - COMM.RELO-RELOC COMMERCIAL	905,311	905,311	1,119,729	0	0	1,119,729	(214,418)		
TOTAL ROW, LAND, EXISTING IMPROVEMENTS	32,140,418	32,140,418	30,543,065	0	0	30,543,065	1,597,353		
90 - CONTINGENCY	(34,852,324)	(34,852,324)	0	0	0	0	(34,852,324)		
1.7.500.91.090.00 - UNALLOCATED CONTINGENCY	6,882,669	6,882,669					6,882,669	84	
TOTAL ALLOCATED CONTINGENCY	(41,734,993)	(41,734,993)					(41,734,993)		
TOTAL PROJECT COST	1,578,300,000	1,578,300,000	1,534,714,088	8,867,543	8,905,011	1,543,619,099	34,680,901		

7.1 Program Project Budget	
1	The Central Subway Project (CSP) (SFMTA Capital Program CPT 544) is defined in the FTA-SFMTA October 2012 Full Funding Grant Agreement with a budget of \$1.578 billion.
2	The TBM Retrieval Shaft Relocation (SFMTA Capital Program CPT 690) is one of four capital projects that is related to CSP. These projects are reported for background information as needed outside of the main body of the Project Monthly Progress Report.
3	The Chinatown Plaza (CPT 718) is for Chinatown Station enhancement capital project. The project has funding outside of the Central Subway Project. The construction is carried out in Contract 1300 Contract Modifications.
4	CPT 665 is a Real Estate project to relocation in compliance with California regulations for business relocations but outside of the Central Subway Project as defined by the FTA FFGA.
5	CPT 705 is an SFMTA capital improvement between the Agency and community stakeholders outside of the Central Subway Project.
6	Utility company reimbursements (Form B) result in funds received for work carried out on behalf of utilities concurrent to CSP work to achieve efficiencies.
7	PG&E Power Feed reimbursement funds are the refunds from PG&E when completion of Stations construction and switch to permanent power.
8	BART Elevator funds are reimbursements for work carried out on behalf of BART to install BART Powell Street Station elevator.
9	The Tutor Perini - CAD Files funds are the result of payments by the contractor for project documentation not included in the contract.
10	SFPUC Sewer Main funds are reimbursements for work carried out on behalf of San Francisco PUC (includes 10% construction contingency).
11	Traffic Effectiveness Project funded Contract Modification #40 for Culvert, Street & Sidewalk Restoration in North Beach are reimbursements for work carried out in Contract 1252 on behalf of SFMTA SSD.
12	SFPUC 24" Water Main funds are reimbursements for work carried out in Contract 1252 Contract Modification #41 on behalf of San Francisco PUC (includes construction management cost).
13	SFPUC North Beach 24" Water Main Additional Work funds are reimbursements for work carried out in Contract 1252 Contract Modification #48 on behalf of San Francisco PUC (includes construction management cost).
14	CN1300 Contract Modification #6 is funded by Chinatown Plaza (CPT 718) project.
15	Traffic Effectiveness Project funded Contract Modification #51 for support for North Beach Restoration, OCS and Streetlighting which are reimbursements for work carried out in Contract 1252.
16	Public Works' funds are for reimbursements for work carried out on behalf of Public Works MOU for Water Line above YBM Station.
17	SFWD funded Contract Modification #60 for 8' water line at the intersection of Fourth and Jessie Street which are reimbursements for work carried out in Contract 1252.
17a	The Chinatown Plaza (CPT 718) is used for Chinatown Station enhancement. The project has funding outside of the Central Subway Project. The construction is carried out in Contract 1300 Contract Modifications. CMOD#123 is being partially funded by CPT718 funding.

7.4 Contingency Management Trend Report	
18	In Oct 2014 Report, updated Contract 1250 contract cost to segregate contract amount and contract modification amount. Note that September 2013 Supplemental Authorized Contingency "column f" did not include completed contract.
19	In Oct 2014 Report, updated Contract 1251 contract cost to segregate contract amount and contract modification amount. Note that September 2013 Supplemental Authorized Contingency "column f" did not include completed contract.
20	Contract 1252 Original Contract Value "column a" and Original Contingency "column f" did not match September 2013 Supplemental due to Supplemental were used the revised value to reflect Contract Modifications #3-#18. Reduced Contract 1252 contingency to reflect CMod #20 for retrieval shaft relocation cost \$5.15M funded by CPT690, CMod #40 for Culvert, Street & Sidewalk Restoration cost \$694,651 funded by Traffic Effectiveness Project (TEP), and CMod #41 for install 24" Water Main in North Beach cost \$328,860 funded by SFPUC. In August 2015 report, release \$15M CN1252 Tunnel assigned contingency to program unallocated contingency. In March 2106 report, reduced Contract 1252 contingency by \$377,435 cost to reflect certification of five CMODS. CMod#49, #52 and #53 total \$221,967 are funded by CPS. CMod#51 Support for North Beach Restoration, OCS and Streetlighting cost of \$155,468 is being funded by TEP. Released \$155,468 CN1252 allocated contingency to program's unallocated contingency. In May 2016 report, reduced Contract 1252 contingency by \$185,913 cost to reflect certification of two CMODS. In July 2016 report, increased Contract 1252 contingency by \$15,259 cost to reflect certification of one CMOD. In October 2016 report, increased Contract 1252 contingency by \$319,658 to reflect certification of three credit CMODS. In March 2018 report, increased Contract 1252 contingency by \$131,715 cost to reflect certification of two CMODS.
21	BART Elevator scope and SFPUC Sewer Main scope is in Contract 1300; effort will be funded by BART. In January 2015 Report, corrected Station Contract value to match awarded amount. In March 2019, \$18,036,709 was taken out of original contract of \$879,676,400 due to ATCS no longer being done by Tutor hence new revised budget of \$861,639,691. In August 2019, used new methodology to report on the potential changes to our contract cost. See backup via SCC codes. The budget number in cell m14 has also been updated to reflect the true cost.
22	In March 2016 Report, lowered Contract 1300 Stations CTS contingency by \$75,000 because Contract Modification #6 was funded by Project CPT718. In Nov 2016 report, reversed moving contingency.
23	In December 2017 Report, \$1,060,000 Job Readiness Budget is shown as an approved change in Column "b". In March 2019 report, \$18,036,709 taken out of Tutor contract (STS package) and put into unallocated contingency. We then used the same amount from unallocated contingency, \$18,036,709 and moved to its own line for the ATCS (advanced train control system) contract. As of March 2019, Tutor has not given us credit for the \$18,036,709 that is still sitting on the STS AL-14 bid item. That bid item should not be \$25M but instead be \$7,054,078 to reflect amount we have previously paid out. We will continue to monitor the STS-AL bid item to make sure Tutor corrects the amount. In August 2019, we are showing the \$4,841,950 from unallocated program contingency being moved to SCC 50 Systems category.

Connecting people. Connecting communities.

24	In December 2017 Report, there is a change in Column "f" and Column "h" to reflect reporting to include CN1250 and CN1251. Prior to this, Column "f" and Column "h" reporting excluded CN1250 and CN1251.
25	In April 2015 report, real estate budget stated in RAMP Rev5 is \$36.7M, including \$1M contingency. The cost workbook ROW & contingency budget reflects this with \$36,511,799 and \$1,000,000 respectively. Revised cost book ROW budget & contingency to be \$37,511,799. The \$4,265,478 Caltrans lease savings is allocated to ROW allocated contingency. In February 2017, released \$5,265,478 from completed phase Real Estate assigned contingency to program unallocated contingency.
26	In Dec 2014 Report, redistributed LRV budget to reflect recent firm bid cost per vehicle (\$3,327,250/unit) from vehicle procurement contract award. (SFMTA Board meeting 15JUL14, calendar item #11). Vehicle line item total budget remains unchanged, redistributed fund by reducing base amount to \$13,309,000, column "c" and increased allocated contingency column "h", by same amount. In Dec 2018 Report, increased LRV budget by \$3,491,000 to reflect final costs of vehicles (\$4,200,000/unit) for vehicle procurement contract to \$16,800,000. Reduced LRV contract and transferred the \$9,585,653 from LRV contingency to unprogrammed contingency.
26a	In July 2018 Report, increased SCC 80 Professional Services category budget by \$2,263,498 due to additional costs related to CN1300 stations; cost was transferred from program unallocated contingency. In August 2019 report, we are realigned and adjusted the allocated contingency for Professional Services and moved to approved changes column.
27	In Oct 2014 Report, made two corrections: i) revised Professional Services, Original Contract Value "column a" from \$310,518,041 to \$310,618,041, ii) revised Original Cogency. "column f" unallocated contingency from \$3,883,481 to \$3,845,945. In April 2015 report, used \$500K program contingency for CS-175 Bayland Soil Process contract. In August 2015 Report, added \$15M from Contract 1252. In March 2016 Report, the \$155,468 costs funded by other project offset credits added to program's unallocated contingency. In August 2016 Report, used \$15M to UMS contingency and \$5M to CTS contingency. In February 2017, increased \$5,265,478 from real estate contingency to program unallocated contingency and used \$1M for CN1300 Job Readiness Program contract. In July 2018 report, used \$2,263,498 to increase SCC 80 Professional Services category regarding matters related to stations from program unallocated contingency. In August 2019 report, used \$4,841,950 to increased SCC 50 Systems category regarding matters related to CSP Radio from program unallocated contingency.
28	The total Central Subway Project budget of \$1.578 billion, based on the October 2012 FFGA with the FTA, is the primary MPR report reference.
29	Estimate at Completion is shown at Column "e".
30	Estimate at Completion vs. Budget variance is shown at Column "k".
7.5 Contract Modification/Trend Log - Contract 1300 Stations	
31	Reported all trend cost for Contractor Change Order Requests and Proposed Contract Change and applied probability to forecasted trends. In April 2016 Report, reviewed probability formula and adjusted cost. In May 2017, updated probability formula and adjusted cost.

7.6 Budget Revisions: Report Sorted by Construction Packages	
32	In Dec 2014 Report, reduced CN1252 allocated contingency by \$28K to execute Contract Modification #46, see Report 7.5 Detail Contingency Usage Report. In August 2015 report, release \$15M CN1252 Tunnel assigned contingency to program unallocated contingency. In March 2016 report, five contract modifications certified totaling \$377,435 of which \$155,468 is using another source of funding. Released \$155,648 from CN1252 Tunnel assigned contingency to program unallocated contingency. In May 2016 Report, reduced CN1252 allocated contingency by \$186K to execute Contract Modification #54 and #55, see Report 7.5 Detail Contingency Usage Report. In October 2016 Report, increased CN1252 allocated contingency by \$319,658 to execute three contract modifications (#57, #58 and #59), see Report 7.5 Detail Contingency Usage Report. In March 2018 Report, increased CN1252 allocated contingency by \$131,715 to execute two contract modifications (#61 and #62), see Report 7.5 Detail Contingency Usage Report. In December 2018 Report, released CN1252 allocated contingency of \$966,431 to program unallocated contingency.
33	In February 2017 report, initiated budget from program unallocated contingencies for CN1300 Job Readiness Program. CN1300 Job Readiness Program budget was part of CN1300 base value, a deduction contract modification will lower CN1300 contract value.
34	In April 2015, initiated budget from program unallocated contingencies for CS-175 Bayland Soil Process contract, refer to Note 20.
34a	In March 2019, initiated transfer due to budget being withdrawn from Tutor contract (STS package) to fund the Advanced Train Control System contract amount of \$18,036,709. CN1266-2 Advanced Train Control System (ATCS) Implementation for \$14,611,285 and CN1266-1 Advanced Train Control System (ATCS) Equipment for \$3,425,424.
34b	In December 2018, initiated budget from program unallocated contingencies for AON Risk Insurance, refer to Note 20.
35	In February 2017, released completed phase real estate assigned contingency \$5,265,478 to program unallocated contingency.
36	In Dec 2014 Report, redistributed LRV budget to reflect recent firm bid cost per vehicle (\$3,327,250/unit) from vehicle procurement contract award. (SFMTA Board meeting 15JUL14, calendar item #11). Vehicle line item total budget remains unchanged, redistributed fund by reducing base amount to \$13,309,000 and increased allocated contingency by same amount. In December 2018 Report, adjusted budget from \$13,309,000 to \$16,800,000 from allocated contingency. Took the remaining allocated contingency of \$9,585,653 and moved it to program unallocated contingency.
36a	In August 2019 Report, utilized the contingency of \$16,862,657 from 80.03 Project Management budget and 80.04 Construction Management budget and redistributed funds to align with AECOM budget to reflect true costs plus additional \$12,000,000 in 2019 annual work plan.

Connecting people. Connecting communities.

37	<p>In October 2016 report, 1252 program contingency increased by \$319,658 due to execution of three contract modifications as credit offsets. In November 2016 report, took away \$75,000 funding from program's unallocated contingency and moved to CTS allocated contingency. In February 2017 report, initiated budget from program unallocated contingencies for CN1300 Job Readiness Program. CN1300 Job Readiness Program budget was part of CN1300 base value, a deduction contract modification will lower CN1300 contract value. Also released \$5,265,478 assigned real estate contingency to program unallocated contingency. In June 2017, initiated budget from Contract 1251's contract value (true final administrative close out cost) to program unallocated contingency, a deduction contract modification that lowered CN1251's contract value by \$125,501. In March 2018 report, 1252 program contingency increased by \$131,715 due to execution of two contract modifications as credit offsets. In July 2018, increased SCC category Professional Services in 80.04 Construction Management by \$2,263,498 by reducing program unallocated contingency. In August 2019, increased SCC category Other Construction in 50.05 CSP Radio by \$4,841,950 by reducing program unallocated contingency.</p>
38	<p>In April 2015 report, program contingency decreased by \$500,000. In August 2015 report, release \$15M CN1252 Tunnel assigned contingency to program unallocated contingency. In March 2016 report, released \$155,468 from Contract 1252 Tunnel assigned contingency and \$75,000 from Contract 1300 Stations assigned contingency totaling \$230,956. In August 2016, released a total of \$20M unassigned contingency to assigned contingency; \$15M to CN1300 UMS station and \$5M to CTS station. In February 2017 report, initiated budget from program unallocated contingencies for CN1300 Job Readiness Program. CN1300 Job Readiness Program budget was part of CN1300 base value, a deduction contract modification will lower CN1300 contract value. Also released \$5,265,478 assigned real estate contingency to program unallocated contingency. In July 2017, increased program unallocated contingency by \$125,501 due to CN1251's revised contract value. In July 2018, reduced program unallocated contingency by \$2,263,498 to fund additional costs for SCC category Professional Services in 80.04 Construction Management. In December 2018, reallocated CN1252 budget of 2,402,247 (due to closeout cmod reduction of 1,435,816 and contingency release of 966,430) and LRV budget contingency of 9,585,653 and released a total of 11,987,900 to unprogrammed contingency. In August 2019, reduced program contingency by \$4,841,950 to fund additional costs for SCC category Other Construction in 50.05 to fund CSP Radio related services.</p>
<p>7.7 Budget Expenditures by SCC Codes</p>	
39	<p>In March 2017, added new columns for "Supplemental 2013 Budget" and "Remaining Budget". In April, added new column for "Contingency". In May 2017, added new column for "Report Note". In May 2017, breakdown the combined SCC codes 10 to 50 into individual row for 10, 20, 40, 50 categories. Assigned SCC code to all CN1300 potential changes. Contract 1300 Station assigned contingency SCC are 20.01 and 20.03. The budget transfer is using assigned contingency to process contract modifications. In June 2017, adjusted and realigned SCC codes. In July 2018, the budget transfer is using SCC 90 program unallocated contingency to process an increase in budget for category SCC 80.03-90.04 PM For Design & Construction. In March 2019, added \$18,036,709 from taking out the ATCS from Tutor contract. The budget transfer was used to create a stand alone line for ATCS work in 50.01 under Thales.</p>
<p>7.9 Detail Monthly Expenditure Report</p>	
<p>Phase 1 Preliminary Engineering</p>	
40	<p>In February 2017, line item budget was adjusted to line-up expenditures. Famis cost for Preliminary Engineering (PE) is \$48,210,903.71. Cost Report for Preliminary Engineering (PE) is \$46,542,060. Some Design cost reported in Famis were moved to Design Phase.</p>

Connecting people. Connecting communities.

Phase 2 Design Phase	
41	Famis cost adjustment to transfer Project Management cost from July 2013 to Phase 3 Construction Phase.
	Famis Phase 1 PE Index Code: 357906.CPT5441112 cost is \$10,222,939
42	\$8,949,300 is reported in Cost Report Phase 1 PE and the balance of \$1,273,639 is reported in Phase 2 Design.
	1.2.021.01.080.03 - FD:CTYCO-ARTS COMMISSION [357909ART001.CPT5441227]: FAMIS: \$1,425,167 Cost Report: \$1,425,167 cost is reported in Phase 2 Design, 1.2.021.01.080.03 Cost Transfer: Remaining cost is reported in Phase 3 Construction, 1.3.021.01.080.03 - ARTS:CTYCO-ARTS COMMISSION
43	[357909ART001.CPT5441227]
44	In December 2016 Report, Central Subway Project has re-activated CSA Audit Work Order to perform overhead audit for three consultant forms.
	1.2.055.01.080.02 - FD:ODCs - 651 BRANNAN STREET [35CPT5441241.CPT5441241]: FAMIS: \$2,294,910 Cost Report: \$2,294,910 1.2.055.01.080.02 Cost Transfer: Future costs to be allocated to 1.3.055.01.080.02 - FD:ODCs - 651 BRANNAN STREET
45	[35CPT5441241.CPT5441241]
	1.2.063.01.080.03 - AECOM.CS149 OM-EPC JV CS149-PM [68CPT544133D.CPT544133D]: FAMIS: \$4,698,167 Cost Report: \$4,698,167 on 1.2.063.01.080.03
46	Cost Transfer: Future costs to 1.3.063.01.080.03 - AECOM.CS149 OM-EPC JV CS149-PM [68CPT544133D.CPT544133D]
47	AVA Cost \$395,204 is reported in Phase 2 Final Design 1.2.066.01.080.03
48	In January 2017 Report, remove variance amount of (\$920,555) that was incorrectly reported in August 2016.
	1.2.071.01.080.02 - FD:FINAL DESIGN-DP1 [35CPT5441232.CPT5441232]: FAMIS: \$5,608,147 Cost Report: \$5,469,336
49	Cost Transfer: \$138,811 to 1.3.071.01.080.04 - FD:FINAL DESIGN-DP1 [35CPT5441232.CPT5441232]
	1.2.072.01.080.02 - FD:FINAL DESIGN-DP2 [35CPT5441233.CPT5441233]: FAMIS: \$26,268,511 COST REPORT: \$26,220,609
50	COST TRANSFER: \$47,902 to 1.3.072.01.080.04 - FD:FINAL DESIGN-DP2 [35CPT5441233.CPT5441233]
	1.2.073.01.080.02 - FD:FINAL DESIGN-DP3 [35CPT5441236.CPT5441236]: FAMIS: \$11,502,372 COST REPORT: \$11,432,312
51	COST TRANSFER: \$70,060 to 1.3.073.01.080.04 - CM: DP3 [35CPT5441236.CPT5441236]
Phase 3 Construction Phase	
	1.3.021.01.080.03 - ARTS:CTYCO-ARTS COMMISSION [357909ART001.CPT5441227]: FAMIS: \$1,525,982 Cost Report: \$1,425,167 1.2.021.01.080.03
52	Cost Transfer: any future costs to 1.3.021.01.080.03

Connecting people. Connecting communities.

53	In January 2017 Report, revised SCC Code from 1.2.032.02.080.02 -1424J-BOE LABOR [PWE1X5MPFUNA.CPT544112B112] to 1.3.032.06.080.04 to correct incorrect SCC assignment for DPW support to construction phase.
54	In January 2017 Report, revised SCC Code from 1.2.032.02.080.02 -1424J-BOE LABOR [PWE1X5MPFUNA.CPT544112C112] to 1.3.032.06.080.04 to correct incorrect SCC assignment for DPW support to construction phase.
55	In January 2017 Report, revised SCC Code from 1.2.032.02.080.02 -1424J-BOE LABOR [PWE1X5MPFUNA.CPT544112D112] to 1.3.032.06.080.04 to correct incorrect SCC assignment for DPW support to construction phase.
56	In January 2017 Report, revised SCC Code from 1.2.032.02.080.02 -1424J-BOE LABOR [PWE1X5MPFUNA.CPT544112E112] to 1.3.032.06.080.04 to correct incorrect SCC assignment for DPW support to construction phase.
57	In January 2017 Report, revised SCC Code from 1.2.032.02.080.02 -1424J-BOE LABOR [PWE1X5MPFUNA.CPT544112F112] to 1.3.032.06.080.04 to correct incorrect SCC assignment for DPW support to construction phase.
58	In January 2017 Report, revised SCC Code from 1.2.032.02.080.02 -1424J-BOE LABOR [PWE1X5MPFUNA.CPT544112G112] to 1.3.032.06.080.04 to correct incorrect SCC assignment for DPW support to construction phase.
59	1.3.055.01.080.02 - FD:ODCs - 651 BRANNAN STREET [35CPT5441241.CPT5441241]: FAMIS: \$2,294,910 Cost Report: \$2,294,910 1.2.055.01.080.02 - FD:ODCs - 651 BRANNAN STREET [35CPT5441241.CPT5441241] Cost Transfer: Future costs to be allocated to 1.3.055.01.080.02
60	1.3.063.01.080.03 - AECOM.CS149 OM-EPC JV CS149-PM [68CPT544133D.CPT544133D]: FAMIS: \$4,698,167 Cost Report: \$4,698,167 on 1.2.063.01.080.03 Cost Transfer: Future costs to 1.3.063.01.080.03 - AECOM.CS149 OM-EPC JV CS149-PM [68CPT544133D.CPT544133D]
61	In February 2017, transferred \$1,060,000 from programs unallocated contingency to initiate CN1300 JOB READINESS contracts, (cost account code 1.3.064.06.040.08). A deductive Construction Modification to CN1300 will process.
62	Used \$500K program contingency for CS-175 Bayland Soil Process contract. Refer to Report Notes #20.
63	1.3.071.01.080.04 - FD:FINAL DESIGN-DP1 [35CPT5441232.CPT5441232]: FAMIS: \$5,608,147 Cost Report: \$5,469,336 Cost Transfer: \$138,811 to 1.3.071.01.080.04 - FD:FINAL DESIGN-DP1 [35CPT5441232.CPT5441232]
64	1.3.072.01.080.04 - FD:FINAL DESIGN-DP2 [35CPT5441233.CPT5441233]: FAMIS: \$26,268,511 COST REPORT: \$26,220,609 COST TRANSFER: \$47,902 to 1.3.072.01.080.04 - FD:FINAL DESIGN-DP2 [35CPT5441233.CPT5441233]
65	Contract 1251 Final cost is \$20,794,582.

Connecting people. Connecting communities.

66	In March 2016, July 2016 and October 2016, contract 1252 modifications budget and actuals have been realigned and adjusted to reflect actuals costs.
67	In March 2016, July 2016 and October 2016, contract 1252 modifications budget and actuals have been realigned and adjusted to reflect actuals costs.
68	Revised Contract 1252 allocated contingency SCC code from 040.08 to 010.07.
69	In July 2015 Report, used Contract 1300 Contractor schedule to report budget and actual cost. The Standard Cost Categories (SCC) allocation changed from previous reports. In August 2015 Report, adjusted some of Contract 1300 Contractor SCC assignment to match most of previous SCC assignment. In March 2016, \$75,000 Cmod#6 subtracted from CN1300 Stations contingency (using CPT718 funding) and transferred to Program contingency; this lead to the total CN1300 Station budget being lowered.
70	Revised Contract 1300/UMS allocated contingency SCC code from 040.08 to 020.03.
71	In March 2016 Report, reduced Contract 1252 contingency by \$377,435 cost to reflect certification of five CMODS.
72	Revised Contract 1300/CTS allocated contingency SCC code from 040.08 to 020.03.
73	Negative Current or Prior Monthly expenditure is due to replenish allowance expenses by approved Contract Modifications.
74	Revised Contract 1300/YBM allocated contingency SCC code from 040.08 to 020.03.
75	Revised Contract 1300/STS allocated contingency SCC code from 040.08 to 020.01.
75a	In August 2019 Report, reallocated and aligned SCC 80 Professional Services category budget by \$2,956,812 due to additional costs; cost was transferred from construction management allocated contingency.
76	Revised Form B Reimbursements SCC code from 900.01 to 040.02
77	Revised Form B Reimbursements SCC code from 900.01 to 040.02
78	Revised Form B Reimbursements SCC code from 900.01 to 040.02
79	Revised Form B Reimbursements SCC code from 900.01 to 040.02
80	Revised Form B Reimbursements SCC code from 900.01 to 040.02
81	Revised Form B Reimbursements SCC code from 900.01 to 040.02
82	Revised Form B Reimbursements SCC code from 900.01 to 040.02
83	Revised Form B Reimbursements SCC code from 900.01 to 040.02
84	Increase Program contingency \$1,023,508. Refer to Report Notes #11 and #12. In April 2015 report, program contingency decreased by \$500,000. Refer to Report Notes #20. In August 2015 report, release \$15M CN1252 Tunnel assigned contingency to program unallocated contingency. In March 2016 report, program unallocated contingency increased by \$230,468. In August 2016, released \$20M to CN1300 Construction assigned contingency from program unallocated contingency. In February 2017, used \$1,060,000 for CN1300 Job Readiness Program from unallocated contingency, refer to Note 30. Also, released \$5,265,478 assigned real estate contingency to program unallocated contingency, refer to Note 27. In July 2018 report, used \$2,263,498 to fund SCC 80 Professional Services category regarding matters related to stations from program unallocated contingency. In December 2018, moved \$11,987,900 from CN1252 and LRV contingency to program unallocated contingency. In March 2019, added \$18,036,709 from taking out the ATCS from Tutor contract. The budget transfer was used to create a stand alone line for ATCS work in 50.01 under Thales. In August 2019, used \$4,841,950 from program unallocated contingency to create CSP Radio Design, CSP Radio Cable, and CSP Radio Procurement in SCC 50 Systems category. Waiting for a contract modification to readjust the borrowed contingency from unprogramed contingency.

Appendix B

DETAIL SCHEDULE REPORTS

SCHEDULE HIGHLIGHTS

The Master Project Schedule (MPS) below includes progress through June 2020. The June 2020 Schedule Update submittal from Contract 1300 Contractor was not submitted as the CN1300 Contractor has not provided the updated corrections to their June 2017, through July 2018 Schedule Updates. The Contract 1300 schedule represented in this report is based on the SFMTA June 2020 Schedule Update.

The MPS shows a forecast Revenue Service Date of December 2021 based on a revised assessment of the overall schedule and the current project conditions. The project continues to evaluate this date with potential impact from COVID 19. The schedule team is assessing the risk with this issue and identifying potential mitigation to reduce the risk to the overall schedule. The Contractor is notifying the City that potential delay may occurred due to the social distancing requirement which is impacting production rates.

Currently we are experiencing day-to-day delays caused by TPC's electrical work in the tunnel impacted by lack of resources and extended approvals of contract modifications related to Radio and Train Control Systems. These issues have impacted TPC's Substantial Completion date. TPC and SFMTA are working to reach scope and cost agreements for these contract modifications as TPC refuses to commence work without an approved Contract Modification. The controlling critical (longest) path of the MPS runs through the electrical activities within the tunnel which are impacting the TPC's Startup and Testing and subsequently the rail activation process. The latest schedule shows the longest path running through the Surface, Tracks and Systems (STS).

SFMTA continues to meet with Contractor to discuss all schedule concerns and comments. TPC has not been able to correctly staff the project which could potentially delay the project. In order to achieve the Baseline work productivity, TPC needs to increase the number of crews assigned to electrical work, allowing concurrent work within the tunnel and stations in order to make this completion date possible. It also requires that the front end portion of ATCS Startup and Testing is performed concurrently with TPC's Startup and Testing followed by ATCS software testing in coordination with SFMTA Operations.

Contract 1300 Contractor submitted fifty-four (54) Schedule Updates from December 2014 to July 2019. SFMTA rejected twenty-eight (28) Schedule Updates from January 2016 to April 2016 and June 2016 to July 2018 due to multiple and repetitive issues that vary from incorrect working sequences to unrealistic forecasted completion dates to artificially steering the schedule longest path through certain portions of the project. SFMTA approved as noted December 2014 through December 2015, and May 2016 Schedule Updates. Contractor has been directed to provide a Revised Schedule as required by the overall settlement agreement to maintain the forecasted project completion.

Contract 1300 - WP1253 UMS / WP1254R CTS / WP1255 YBM / WP1256 STS:

The Contractor, Tutor Perini Corporation's (TPC) baseline schedule is incorporated into the master program schedule. The preliminary SFMTA Contract 1300 June 2020 schedule is used within the June Report. The SFMTA Contract 1300 June 2020 schedule is based on the approved baseline schedule logic with adjustments made as mentioned above. The SFMTA will continue to use the SFMTA Contract 1300 schedule update as a forecasting tool going forward until the Contract 1300 Contractor submits an acceptable schedule that addresses all SFMTA's scheduling concerns.

Work Package P-1254R (CTS) has performed the following work this month:

- Completed installing Stair 7
- Continued installing Stair 5 and 6
- Continued pulling service wires at Equipment Room at Underplatform level
- Continued installing overhead conduit at Traction Power rooms at Headhouse Platform level
- Continued pulling service wires at Main Electrical and Traction Power rooms at Headhouse Platform level
- Continued constructing structural steel for Elevators 1 & 2 at Platform and Concourse levels
- Continued installing storm, sewer, water piping, refrigerant, and fire sprinkler piping at all levels
- Continued installing GFRC panels at ticketing hall at Concourse level
- Continued pulling service wires at Main Communication room at Lower Mezzanine level
- Continued installing Elevators 1, 2, 3, and 4
- Continued installing Escalator 5 & 6 at Upper Mezzanine level
- Completed construction of Surface level slabs
- Continued construction of Plaza level slabs and PCC 50 Chinatown Plaza walls and stairs
- Continued installing structural steel and fire proofing for Plaza level
- Continued installing electrical conduits and sprinkler piping at Surface and Plaza levels
- Continued HVAC layout at Surface level
- Began AWSS piping construction at intersection of Stockton/Washington Streets
- Completed pulling out PG&E feeder conduits for both Normal and Alternate feeders
Continued street work (minor), ongoing monitoring and surveying

Work Package P-1254R (CTS) will perform the following work next month:

- Complete installing Stair 6
- Continued installing Stair 5
- Continue pulling service wires at Equipment Room at Underplatform level
- Continue installing overhead conduit at Traction Power rooms at Headhouse Platform level
- Continue pulling service wires at Main Electrical and Traction Power rooms at Headhouse Platform level
- Continue constructing structural steel for Elevators 1 & 2 at Platform and Concourse levels
- Continue installing storm, sewer, water piping, refrigerant, and fire sprinkler piping at all levels
- Continue installing GFRC panels at ticketing hall at Concourse level

- Continue pulling service wires at Main Communication room at Lower Mezzanine level
- Continue installing Elevators 1, 2, 3, and 4
- Complete installing Escalator 5 & 6 at Upper Mezzanine level
- Continued construction of Plaza level slabs and PCC 50 Chinatown Plaza walls and stairs
- Continued installing structural steel and fire proofing for Plaza level
- Continued installing electrical conduits and sprinkler piping at Surface and Plaza levels
- Continued HVAC layout at Surface level
- Begin constructing slabs for Roof level
- Complete AWSS pipe construction at intersection of Stockton/Washington Streets
- Close North Sidewalk of Washington Street to pedestrian traffic
- Begin underground utility construction (sewer, domestic water, AWSS) along Washington Street
- Begin joint trench construction (electrical, communications, gas, drainage) along North sidewalk of Washington Street
- Continued street work (minor), ongoing monitoring and surveying

Activity ID	Activity Name	2020						
		Jun	Jul	Aug	Sep	Oct	Nov	Dec
Construction CTS Station P-1254R								
Administrative / Milestones								
Site Work / Utility Relocation								
Demolition								
Concrete/Shotcrete								
Structural Steel								
Masonry								
Mechanical								
Misc Metal								
Electrical								
Entrance Roof Level								
Surface Level								
Upper Mezz Level								
Lower Mezz Level								
Concourse Level								
Platform Level								
CTS.26.11.960	CTS_PL 18 - PG&E Coordination Study and Bench Test							
CTS.34.22.210	CTS_PL_Pull Cable & Terminate NB Positive Feeder Box PS03 to PS06 (Traction P							
CTS.26.50.230	CTS_PL 06 - Stair 5A: Install - Hang Light Fixtures & Terminate							
CTS.26.50.180	CTS_PL 09 - Aux Comm Rm: Install - Conduit & Devices For Lighting							
CTS.34.22.250	CTS_PL_Pull Cable & Terminate SB Positive Feeder Box PS01 to PS07 (Traction P							
CTS.34.22.260	CTS_PL_Pull Cable & Terminate SB Positive Feeder Box PS02 to PS08 (Traction P							
CTS.34.2.240	CTS_PL_Pull Cable & Terminate SB Positive Feeder Box PS01 to PS05 (Traction P							
CTS.26.50.250	CTS_PL 12 - Train Control Rm: Install - Conduit Back To LMZ Control Rm							
CTS.26.50.200	CTS_PL 17 - Comidor: Install - Conduit & Devices for Lighting							
CTS.34.05.140	CTS_PL_Install Conduit NB Positive Feeder Box PS03 to PS09 (Traction Power)							
CTS.28.31.131	CTS_PL 09 - Aux Comm Rm: Install - Fire Alarm Control Panel - Sector 3							
CTS.28.31.142	CTS_PL 09 - Aux Comm Rm: Install - Fire Alarm Terminal Cabinet - Sector 3							
CTS.26.50.265	CTS_PL 17 - Comidor: Install - Alarms & Card Readers							
CTS.26.50.290	CTS_PL 16 - TP Substation Rm: Install - Conduit & Boxes for Light Switches)Sensor							
CTS.34.22.220	CTS_PL_Pull Cable & Terminate NB Positive Feeder Box PS03 to PS09 (Traction P							
CTS.26.50.160	CTS_PL 03 - Aux Elect Rm: Install - Conduit & Devices For Lighting							
CTS.26.50.1075	CTS_PL 09 - Aux Comm Rm: Install - Fire Alarm Raceway							
CTS.28.31.132	CTS_PL 17 - Comidor - Install - Fire Alarm Clean Agent Control Panel							
CTS.34.05.150	CTS_PL_Install Conduit NB Positive Feeder Box PS04 to PS10 (Traction Power)							
CTS.26.50.305	CTS_PL 03 - Aux Elect Rm: Pull Wire - Lighting							
CTS.34.22.230	CTS_PL_Pull Cable & Terminate NB Positive Feeder Box PS04 to PS10 (Traction P							
CTS.26.50.380	CTS_PL 03 - Aux Elect Rm: Hang Light Fixtures & Terminate							
CTS.26.12.275	CTS_PL 03 - Aux Elect Rm: Terminations - Transformer T-5 & Disconnect Switch							
CTS.28.31.133	CTS_PL 17 - Comidor - Install - Fire Alarm Preaction Cabinet							

Work Package P-1253 (UMS) has performed the following work this month:

- Continued construction, installation and testing of the following items:

Platform Station:

- Stairs, escalators and elevators – including glass enclosure.
- Overhead plumbing, fire protection piping, and overhead fixture and electrical.
- Ceiling panels and LED Artwork on concourse level.
- Light fixtures and controls.
- Curved metal panel on platform strut level.
- Terrazzo on concourse and platform level.
- Fire Alarm /PA / Security System.
- Emergency lighting at tunnel tie-in on platform level.
- CCTV/Communication at tunnel tie-in on platform level.
- Station Agent Booth.
- HVAC startup and testing.
- Power startup and starting.

North Concourse:

- Stair, escalator and elevators.
- Overhead plumbing, fire protection piping, and overhead fixture and electrical.
- Cement plaster finish in various rooms.
- Glass wall panels.
- LED artwork.

South Concourse:

- Stair and escalator.
- Overhead electrical, light fixtures and controls.
- Ceiling panels.
- Glass wall panels including ticket vending machine.
- Terrazzo flooring.
- Rolling and Grille Doors.

Street/Surface:

- Precast architectural concrete elements at USG terrace level.
- Glass roof walk at USG terrace level.
- Landscaping and drainage at USG terrace level.
- USG Roof level exhaust vent.
- Tap room and emergency command post at surface level.
- Pavement renovation at northside of Market street.
- North sidewalk plaza at USG terrace level.

Work Package P-1253 (UMS) will perform the following work next month:

Continued construction, installation and testing of the following items:

Platform Station:

- Stairs, escalators and elevators – including glass enclosure and glass wall panels.
- Overhead plumbing, fire protection piping, and overhead fixture and electrical.
- Unistrut grid for ceiling panels and LED Artwork on concourse level.
- Ceiling panels.
- Light fixtures and controls.
- Terrazzo on concourse and platform level.
- Artwork on platform strut level.
- Fire Alarm /PA / Security System.
- Emergency lighting at tunnel tie-in on platform level.
- CCTV/Communication at tunnel tie-in on platform level.
- Station Agent Booth.
- HVAC and EV startup and testing.
- Power startup and testing.
- Fire Alarm System startup and testing.

North Concourse

- Stairs, escalator, elevators.
- Overhead plumbing, fire protection piping, and overhead fixture and electrical.
- Cement plaster finish in various rooms.
- LED artwork.

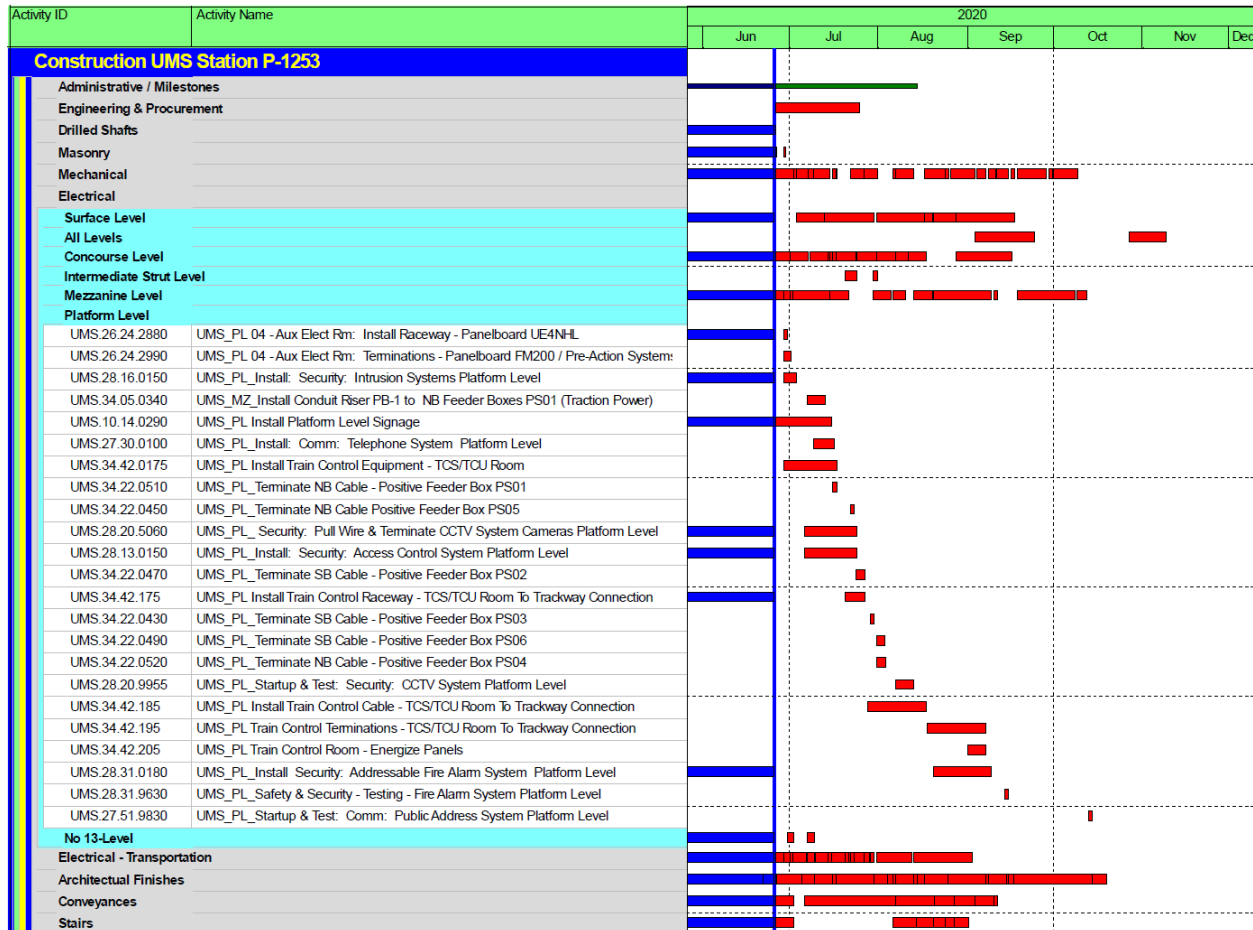
South Concourse:

- Stair and escalator.
- Overhead electrical, light fixtures and controls.
- Ceiling panels.
- Rolling and Grille Doors.

Street/Surface:

- Precast architectural concrete elements at USG terrace level.
- Glass roof walk at USG terrace level.

- Landscaping and drainage at USG terrace level.
- USG Roof level exhaust vent.
- Tap room and emergency command post at surface level.



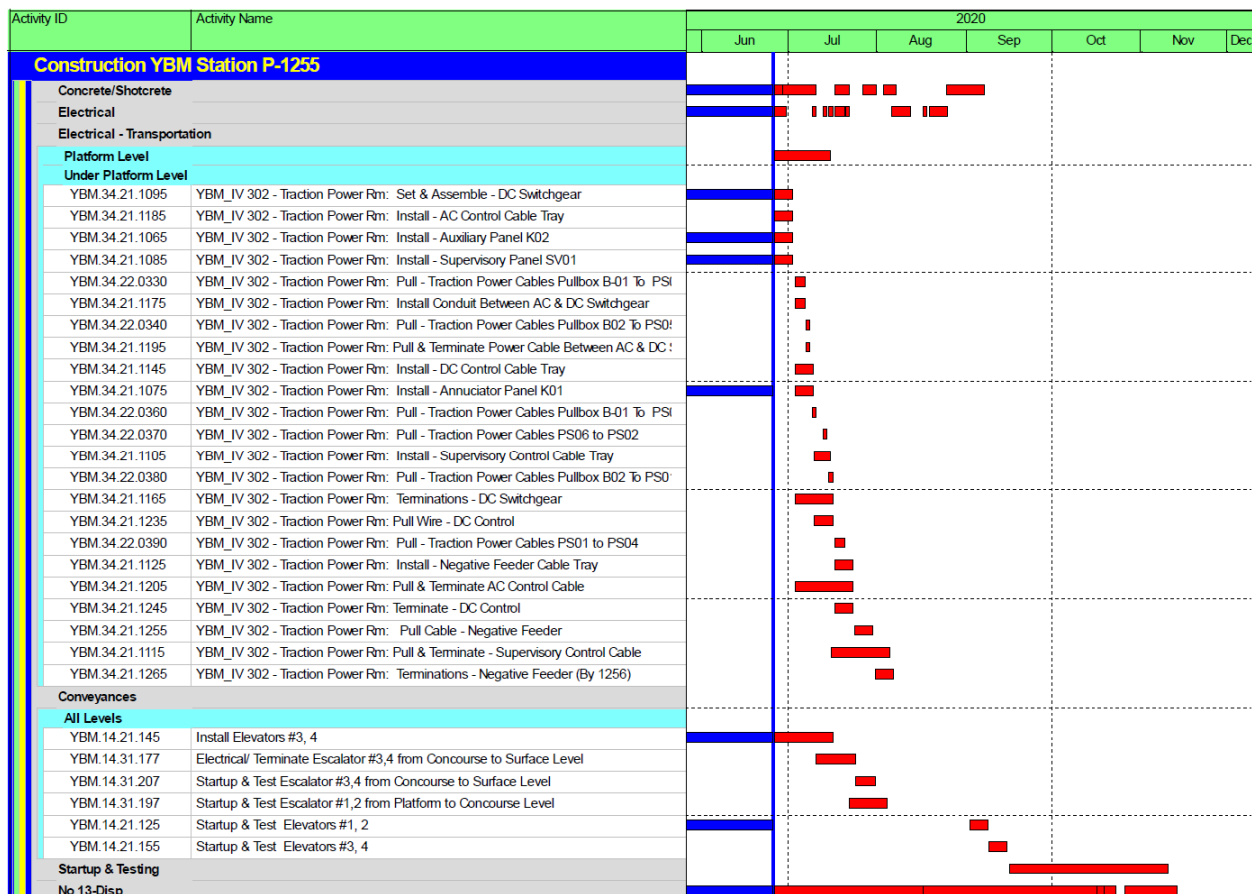
Work Package P-1255 (YBM) has performed the following work this month:

- Continued installing Escalators 3 and 4
- Continued installing Elevators 3 and 4
- Continued installing EV controls at Station Mezzanine
- Continued installing ceiling at Headhouse Concourse.
- Continued installing artwork at Headhouse Concourse.
- Continued installing Station Agent Booth at Headhouse Concourse
- Continued Systems startup and Acceptance Testing

Work Package P-1255 (YBM) will perform the following work next month:

- Continue installing Escalators 1 through 4
- Continue installing Elevators 3 and 4

- Continue installing Stairs 2 and 3
- Continue installing EV Controls at Station Mezzanine
- Continue installing Station Agent Booth at Headhouse Concourse
- Continue installing metal wall and Terrazzo floor in Station Concourse
- Continue installing telephone system at Station Platform level
- Continue Systems startup and Acceptance Testing
- Complete F2A Light Fixture installations at Surface Walls
- Continue installing S.S. Metal wall panels at Concourse Sector 3
- Finished Installing MCC-JF in the Main Electrical Room
- Finished Fireproofing Plaza Canopy




Work Package P-1256 (STS) has performed the following work this month:

- Continued 4th/Brannan platform construction
- Continued traction power conduit and other electrical conduit installation inside tunnel for CCTV, telephone, tunnel lighting, and tunnel electrical power
- Continued traction power cable installation and terminations
- Started traction power cable testing

- Continued tunnel lighting, mini power, OCS hanger and tunnel signage installation
- Continued installation of end of platform emergency stairs at station interfaces
- Started installation of ATCS system
- Started installation of blast doors at tunnel Cross-passages

Work Package P-1256 (STS) will perform the following work next month:

- Continue 4th/Brannan platform construction
- Continue traction power conduit and other electrical conduit installation inside tunnel for CCTV, telephone, tunnel lighting, and tunnel electrical
- Continue Traction Power Cable installation and terminations
- Continue traction power cable testing
- Continue tunnel lighting, mini power, OCS hanger, ATCS and tunnel signage installation
- Complete installation of end of platform emergency stairs at station interfaces
- Continue installation of blast doors at tunnel Cross-passages
- Complete trackwork at 4th/King intersection



SCHEDULE REVISIONS

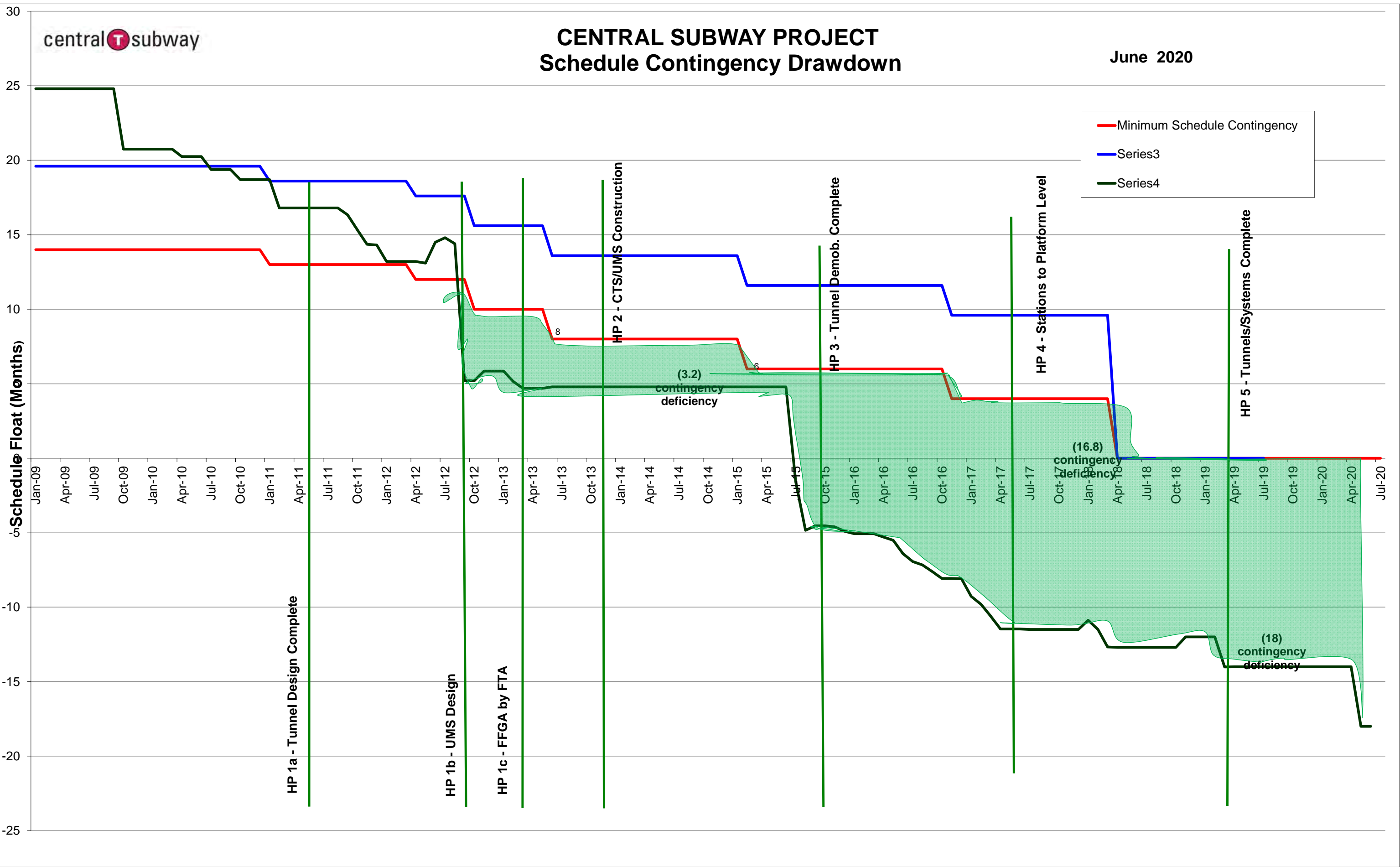
The SFMTA Contract 1300 June 2020 schedule update was added this period to the Central Subway Project Master Schedule.

LIST OF SCHEDULE REPORTS

- 1.1. Schedule Contingency Drawdown
- 1.2. Master Summary Schedule
- 1.3. Program Critical Path Schedule
- 1.4. Construction Contract Summary Schedule
- 1.5. Detail Schedule for Remaining Work

CENTRAL SUBWAY PROJECT Schedule Contingency Drawdown

June 2020



Activity ID	Activity Name	Original Duration	Start	Finish	2020			2021				
					Q2	Q3	Q4	Q1	Q2	Q3	Q4	
CENTRAL SUBWAY PROJECT		4951	03-Jun-03 A	26-May-22								
Program Level Milestones		5110	03-Jun-03 A	29-Dec-21								
PJD1000	Central Subway Project Start	0	03-Jun-03 A									
MS0004A	Tunnel Excavation Complete - Project Milestone #4A	0		05-Sep-14 A								
MS0019	Baseline Finish Date: 12-26-2018	0		29-Dec-21*								
MS0009	CSP Revenue Service Date	0		29-Dec-21*								
Preliminary Engineering Phase		2661	03-Jun-03 A	07-Jan-10 A								
Final Design		1811	08-Jan-10 A	17-Jun-13 A								
Light Rail Vehicles		2810	15-Apr-13 A	23-Dec-20								
Real Estate		3130	01-Aug-08 A	02-Jan-14 A								
Construction Phase		3232	04-Jan-10 A	26-May-22								
Construction Support and Costs		3791	04-Jan-10 A	26-May-22								
Construction Utility Contract #1- MOS & Portal CN-1250		505	04-Jan-10 A	23-May-11 A								
Construction Utility Contract #2 - UMS CN-1251		643	12-Jan-11 A	15-Oct-12 A								
Construction Tunnels CN-1252		1518	08-Jun-11 A	26-Jun-20								
Construction STS P-1256 ATCS		1825	20-May-14 A	11-Jan-21								
Construction STS P-XXXX Radio		195	27-Aug-19 A	04-Mar-21								
Construction CN-1300		2029	03-Jun-13 A	29-Mar-21								
CN- 1300 Milestone		2029	17-Jun-13 A	29-Mar-21								
Construction UMS Station P-1253		1966	17-Jun-13 A	30-Dec-20								
Construction CTS Station P-1254R		1966	17-Jun-13 A	30-Dec-20								
Construction YBM Station P-1255		1966	10-Jun-13 A	30-Dec-20								
Construction STS P-1256		1966	03-Jun-13 A	25-Feb-21								
Project Start Up		364	29-Dec-20	29-Dec-21								
Unallocated Contingency		378	26-Jun-20	28-Dec-21								

Activity ID	Activity Name	Original Duration	Start	Finish	Total Float	2020		2021				2022				2023					
						Q2	Q3	Q4	Q1	Q2	Q3	Q4	Q1	Q2	Q3	Q4	Q1	Q2			
Program Level Milestones						0	29-Dec-21	29-Dec-21	-397												
MS0019	Baseline Finish Date: 12-26-2018	0		29-Dec-21*	-397	◆ Baseline Finish Date: 12-26-2018															
MS0009	CSP Revenue Service Date	0		29-Dec-21*	-397	◆ CSP Revenue Service Date															
CN- 1300 Milestone						0	29-Dec-20	29-Dec-20	-579												
MS-10	Substantial Completion - 1,700 Calendar Days (SP-4.B) { 10-Feb-18 }	0		29-Dec-20*	-579	◆ Substantial Completion - 1,700 Calendar Days (SP-4.B) { 10-Feb-18 }															
Construction STS P-1256						395	13-May-19 A	29-Dec-20	-413												
STS.34.23.1800	STS_Install: Tunnel Electrical - OCS Catenary Hangers - In NB Portal	3	20-May-20 A	29-Jun-20	-407	■ STS_Install: Tunnel Electrical - OCS Catenary Hangers - In NB Portal															
STS.34.23.0460	STS_Install: Tunnel Electrical - OCS Catenary Hangers - NB Portal To Moscone	5	30-Sep-19 A	01-Jul-20	-407	■ STS_Install: Tunnel Electrical - OCS Catenary Hangers - NB Portal To Moscone															
STS.34.23.1970	STS_Install: Tunnel Electrical - OCS Steady Arm Assemblies - In NB Portal	5	30-Jun-20	06-Jul-20	-407	■ STS_Install: Tunnel Electrical - OCS Steady Arm Assemblies - In NB Portal															
STS.34.23.1930	STS_Install: Tunnel Electrical - OCS Steady Arm Assemblies - NB Portal To Moscone	7	02-Jul-20	10-Jul-20	-407	■ STS_Install: Tunnel Electrical - OCS Steady Arm Assemblies - NB Portal To Moscone															
STS.34.23.1830	STS_Install: Tunnel Electrical - OCS Wires, Spacers, Insulators - In NB Portal	4	07-Jul-20	10-Jul-20	-407	■ STS_Install: Tunnel Electrical - OCS Wires, Spacers, Insulators - In NB Portal															
STS.34.23.1860	STS_Install: Tunnel Electrical - OCS Wires, Spacers, Insulators - NB Portal To Moscone	4	13-Jul-20	16-Jul-20	-407	■ STS_Install: Tunnel Electrical - OCS Wires, Spacers, Insulators - NB Portal To Moscone															
STS.34.23.1850	STS_Install: Tunnel Electrical - OCS Wires, Spacers, Insulators - NB Moscone to Union Square	14	17-Jul-20	05-Aug-20	-407	■ STS_Install: Tunnel Electrical - OCS Wires, Spacers, Insulators - NB Moscone to Union Square															
STS.34.22.2900	STS_Install: Tunnel Electrical - Pull/Terminate Traction Power Cable - PFCB NB03 To NB01	8	04-May-20 A	19-Aug-20	-407	■ STS_Install: Tunnel Electrical - Pull/Terminate Traction Power Cable - PFCB NB03 To NB01															
STS.34.22.3090	STS_Install: Tunnel Electrical - Pull/Terminate OCS Riser Cable - PFCB NB03 To NB01	2	20-Aug-20	21-Aug-20	-407	■ STS_Install: Tunnel Electrical - Pull/Terminate OCS Riser Cable - PFCB NB03 To NB01															
STS.34.23.1870	STS_Install: Tunnel Electrical - OCS Wires, Spacers, Insulators - NB Union Square to Chinatown	12	06-Aug-20	21-Aug-20	-407	■ STS_Install: Tunnel Electrical - OCS Wires, Spacers, Insulators - NB Union Square to Chinatown															
STS.34.22.3280	STS_Install: Tunnel Electrical - Pull/Terminate Traction Power Cable - NB Portal Pull Box	5	24-Aug-20	28-Aug-20	-407	■ STS_Install: Tunnel Electrical - Pull/Terminate Traction Power Cable - NB Portal Pull Box															
STS.34.22.2910	STS_Install: Tunnel Electrical - Pull/Terminate Traction Power Cable - PS-05 To PFCB NB03	1	01-Jun-20 A	31-Aug-20	-407	■ STS_Install: Tunnel Electrical - Pull/Terminate Traction Power Cable - PS-05 To PFCB NB03															
STS.34.22.2920	STS_Install: Tunnel Electrical - Pull/Terminate Traction Power Cable - PFCB NB10 To NB06	7	04-May-20 A	02-Sep-20	-407	■ STS_Install: Tunnel Electrical - Pull/Terminate Traction Power Cable - PFCB NB10 To NB06															
STS.34.22.3070	STS_Install: Tunnel Electrical - Pull/Terminate OCS Riser Cable - PS-04 To PFCB NB11	1	03-Sep-20	03-Sep-20	-407	■ STS_Install: Tunnel Electrical - Pull/Terminate OCS Riser Cable - PS-04 To PFCB NB11															
STS.34.22.3080	STS_Install: Tunnel Electrical - Pull/Terminate OCS Riser Cable - PFCB NB05 To NB04	3	04-Sep-20	08-Sep-20	-407	■ STS_Install: Tunnel Electrical - Pull/Terminate OCS Riser Cable - PFCB NB05 To NB04															
STS.34.22.3100	STS_Install: Tunnel Electrical - Pull/Terminate OCS Riser Cable - PS-05 To PFCB NB11	1	09-Sep-20	09-Sep-20	-407	■ STS_Install: Tunnel Electrical - Pull/Terminate OCS Riser Cable - PS-05 To PFCB NB11															
STS.34.22.3110	STS_Install: Tunnel Electrical - Pull/Terminate OCS Riser Cable - PFCB NB10 To NB06	1	10-Sep-20	10-Sep-20	-407	■ STS_Install: Tunnel Electrical - Pull/Terminate OCS Riser Cable - PFCB NB10 To NB06															
STS.34.22.2860	STS_Install: Tunnel Electrical - Pull/Terminate Traction Power Cable - PFCB NB18 To NB12	15	10-Sep-20	30-Sep-20	-407	■ STS_Install: Tunnel Electrical - Pull/Terminate Traction Power Cable - PFCB NB18 To NB12															
STS.34.22.2870	STS_Install: Tunnel Electrical - Pull/Terminate Traction Power Cable - PFCB NB12 To Chinatown	2	01-Oct-20	02-Oct-20	-407	■ STS_Install: Tunnel Electrical - Pull/Terminate Traction Power Cable - PFCB NB12 To Chinatown															
STS.34.22.2850	STS_Install: Tunnel Electrical - Pull/Terminate Traction Power Cable - PS-10 To PFCB NB11	2	29-May-20 A	06-Oct-20	-407	■ STS_Install: Tunnel Electrical - Pull/Terminate Traction Power Cable - PS-10 To PFCB NB11															
STS.34.22.3040	STS_Install: Tunnel Electrical - Pull/Terminate OCS Riser Cable - PS-10 To PFCB NB11	1	07-Oct-20	07-Oct-20	-407	■ STS_Install: Tunnel Electrical - Pull/Terminate OCS Riser Cable - PS-10 To PFCB NB11															
STS.34.22.3050	STS_Install: Tunnel Electrical - Pull/Terminate OCS Riser Cable - PFCB NB18 To NB12	3	08-Oct-20	12-Oct-20	-407	■ STS_Install: Tunnel Electrical - Pull/Terminate OCS Riser Cable - PFCB NB18 To NB12															
STS.34.22.3060	STS_Install: Tunnel Electrical - Pull/Terminate OCS Riser Cable - PFCB NB12 To PS-04	1	13-Oct-20	13-Oct-20	-407	■ STS_Install: Tunnel Electrical - Pull/Terminate OCS Riser Cable - PFCB NB12 To PS-04															
STS.34.22.2840	STS_Install: Tunnel Electrical - Pull/Terminate Traction Power Cable - PFCB NB19 To Chinatown	2	13-Oct-20	14-Oct-20	-407	■ STS_Install: Tunnel Electrical - Pull/Terminate Traction Power Cable - PFCB NB19 To Chinatown															
STS.34.22.3030	STS_Install: Tunnel Electrical - Pull/Terminate OCS Riser Cable - PFCB NB19 To PS-04	1	15-Oct-20	15-Oct-20	-407	■ STS_Install: Tunnel Electrical - Pull/Terminate OCS Riser Cable - PFCB NB19 To PS-04															
STS.34.42.0390	STS_Install: Train Control - Train Control Cable Loop System NB Portal To Moscone	4	13-May-19 A	20-Oct-20	-407	■ STS_Install: Train Control - Train Control Cable Loop System NB Portal To Moscone															
STS.34.42.0770	STS_Install: Train Control - Train Control Cable Loop System NB Moscone to Union Square	13	15-Oct-20	02-Nov-20	-407	■ STS_Install: Train Control - Train Control Cable Loop System NB Moscone to Union Square															
STS.34.42.1150	STS_Install: Train Control - Train Control Cable Loop System NB Union Square to Chinatown	14	15-Oct-20	03-Nov-20	-407	■ STS_Install: Train Control - Train Control Cable Loop System NB Union Square to Chinatown															
STS.34.42.1520	STS_Install: Train Control - Train Control Cable Loop System NB Chinatown to North Loop	2	04-Nov-20	05-Nov-20	-407	■ STS_Install: Train Control - Train Control Cable Loop System NB Chinatown to North Loop															
STS.34.42.425	Startup & Testing - Tunnel & ATSC Systems	40	15-Feb-21 A	29-Dec-20	-407	■															
Project Start Up						364	29-Dec-20	29-Dec-21	-578												
STU1010	S&S Certification / Pre-Revenue Activities	251	29-Dec-20	28-Dec-21	-397	■ S&S Certification / Pre-Revenue Activities															
BUF0018	Muni Float	0	29-Dec-21	29-Dec-21	-397	■ Muni Float															

Activity Name	Original Duration	Start	Finish	2012				2013				2014				2015				2016				2017				2018				2019				2020				2021				2022	
				Q1	Q2	Q3	Q4	Q1	Q2	Q3	Q4	Q1	Q2	Q3	Q4	Q1	Q2	Q3	Q4	Q1	Q2	Q3	Q4	Q1	Q2	Q3	Q4	Q1	Q2	Q3	Q4	Q1	Q2	Q3	Q4	Q1	Q2	Q3	Q4	Q1	Q2				
CENTRAL SUBWAY PROJECT	2557	08-Jun-11 A	29-Mar-21																																										
Construction Phase	2557	08-Jun-11 A	29-Mar-21																																										
Construction Tunnels CN-1252	1518	08-Jun-11 A	15-May-15 A																																										
1252 Tunnel Contract BIH	1518	08-Jun-11 A	15-May-15 A																																										
Contract Milestones	1437	08-Jun-11 A	15-May-15 A																																										
General Conditions	1480	01-Aug-11 A	15-May-15 A																																										
4th & Bryant St TBM Launch Box Construction	686	30-Mar-12 A	02-Jun-14 A																																										
Moscone Station Headwalls	430	14-May-12 A	20-Sep-13 A																																										
UMS Station Headwalls	425	24-Jul-12 A	22-Nov-13 A																																										
UMS - Remove Geary to Ellis OCS	5	24-Jul-12 A	26-Jul-12 A																																										
UMS - Setup Traffic Control for Headwall Construction	1	30-Jul-12 A	30-Jul-12 A																																										
North Headwall	237	27-Feb-13 A	22-Nov-13 A																																										
South Headwall	404	31-Jul-12 A	22-Nov-13 A																																										
4th St and Market Compensation Grouting	707	28-Jan-13 A	30-Apr-15 A																																										
Southbound Tunneling	451	27-Apr-13 A	13-Oct-14 A																																										
Ellis St Compensation Grouting	561	31-Jul-12 A	09-May-14 A																																										
Green St Compensation Grouting	320	05-Aug-13 A	30-Jun-14 A																																										
Retrieval Shaft	1070	31-Oct-11 A	20-Mar-15 A																																										
Cross Passage 1-5	339	22-Mar-14 A	16-Apr-15 A																																										
Cross Passage 1	79	14-Jun-14 A	13-Sep-14 A																																										
Cross Passage 2	105	10-May-14 A	09-Sep-14 A																																										
Cross Passage 3	127	31-Mar-14 A	28-Aug-14 A																																										
Cross Passage 4	114	22-Mar-14 A	31-Jul-14 A																																										
Cross Passage 5	277	31-May-14 A	16-Apr-15 A																																										
Portal Structure	196	02-Sep-14 A	15-Apr-15 A																																										
Contract Close Out	307	03-Mar-14 A	15-May-15 A																																										
Construction CN-1300	2029	03-Jun-13 A	29-Mar-21																																										
CN- 1300 Milestone	2029	17-Jun-13 A	29-Mar-21																																										
Construction UMS Station P-1253	1966	17-Jun-13 A	30-Dec-20																																										
Construction CTS Station P-1254R	1966	17-Jun-13 A	30-Dec-20																																										
Construction YBM Station P-1255	1966	10-Jun-13 A	30-Dec-20																																										
Construction STS P-1256	1966	03-Jun-13 A	25-Feb-21																																										

Activity ID	Activity Name	Original Duration	Start	Finish	Total Float	2020			2021
						Q2	Q3	Q4	Q1
CENTRAL SUBWAY PROJECT									
Light Rail Vehicles									
Construction Phase									
Construction Support and Costs									
Construction STS P-1256 ATCS									
Construction CN-1300									
CN- 1300 Milestone									
No 13-Disp									
Construction UMS Station P-1253									
Mechanical									
Electrical									
Electrical - Transportation									
Station Platform Footprint (Between Headwalls)									
UMS.34.21.1565	UMS_MZ: Install - Traction Power Pull Box PB-1 For NB Track - Sector 3	3	26-Jun-20	30-Jun-20	-363				UMS_MZ: Install - Traction Power Pull Box PB-1 For NB Track - Sector 3
UMS.34.21.1375	UMS_MZ07 - Gap Breaker Rm: Install - Supervisory Panel SV1	5	29-Jun-20	03-Jul-20	-347				UMS_MZ07 - Gap Breaker Rm: Install - Supervisory Panel SV1
UMS.34.21.1435	UMS_MZ07 - Gap Breaker Rm: Install - Ground Test Station	5	29-Mar-18 A	03-Jul-20	-346				UMS_MZ07 - Gap Breaker Rm: Install - Ground Test Station
UMS.34.21.1465	UMS_MZ07 - Gap Breaker Rm: Install Lighting & Power Panel LP1	5	29-Mar-18 A	03-Jul-20	-349				UMS_MZ07 - Gap Breaker Rm: Install Lighting & Power Panel LP1
UMS.34.21.1415	UMS_MZ07 - Gap Breaker Rm: Install Battery Station D01	5	29-Mar-18 A	03-Jul-20	-347				UMS_MZ07 - Gap Breaker Rm: Install Battery Station D01
UMS.34.21.1365	UMS_MZ07 - Gap Breaker Rm: Install - Auxiliary Panel K02	5	29-Mar-18 A	03-Jul-20	-352				UMS_MZ07 - Gap Breaker Rm: Install - Auxiliary Panel K02
UMS.34.21.1315	UMS_PL: Install - Traction Power Connection Box PS01 @ NB Track - Sector 3	3	02-Jul-20	06-Jul-20	-363				UMS_PL: Install - Traction Power Connection Box PS01 @ NB Track - Sector 3
UMS.34.21.1575	UMS_MZ: Install - Traction Power Pull Box PB-2 For SB - Track - Sector 3	5	01-Oct-19 A	07-Jul-20	-363				UMS_MZ: Install - Traction Power Pull Box PB-2 For SB - Track - Sector 3
UMS.34.22.0400	UMS_UP_Elect: Pull Negative Feeder Cable, Coil & Protect(Traction Power)	3	07-Jul-20	09-Jul-20	-344				UMS_UP_Elect: Pull Negative Feeder Cable, Coil & Protect(Traction Power)
UMS.34.21.1305	UMS_PL: Install - Traction Power Connection Box PS03 @ SB Track - Sector 3	3	07-Jul-20	09-Jul-20	-363				UMS_PL: Install - Traction Power Connection Box PS03 @ SB Track - Sector 3
UMS.34.21.1385	UMS_MZ07 - Gap Breaker Rm: Install - Annunciator Panel K01	5	06-Jul-20	10-Jul-20	-352				UMS_MZ07 - Gap Breaker Rm: Install - Annunciator Panel K01
UMS.34.21.1395	UMS_MZ07 - Gap Breaker Rm: Install - Control Wiring Wireway	5	06-Jul-20	10-Jul-20	-349				UMS_MZ07 - Gap Breaker Rm: Install - Control Wiring Wireway
UMS.34.21.1475	UMS_MZ07 - Gap Breaker Rm: Install Security Panel SE01	5	06-Jul-20	10-Jul-20	-346				UMS_MZ07 - Gap Breaker Rm: Install Security Panel SE01
UMS.34.21.1325	UMS_PL: Install - Traction Power Connection Box PS02 @ SB Track - Sector 3	3	10-Jul-20	14-Jul-20	-363				UMS_PL: Install - Traction Power Connection Box PS02 @ SB Track - Sector 3
UMS.34.21.1585	UMS_MZ: Install - Traction Power Pull Box PB-3 For NB - Track - Sector 5	5	08-Oct-19 A	14-Jul-20	-363				UMS_MZ: Install - Traction Power Pull Box PB-3 For NB - Track - Sector 5
UMS.34.05.0300	UMS_MZ Install Feeder Conduit: - SB Positive Feeder Gap Breaker Rm to PB-2 (Traction Power)	5	08-Jul-20	14-Jul-20	-353				UMS_MZ Install Feeder Conduit: - SB Positive Feeder Gap Breaker Rm to PB-2 (Traction Power)
UMS.34.21.1635	UMS_MZ07 - Gap Breaker Rm: Install Conduit Security Panel SE01 To DS1, DS2, DS3, & Security Bell	2	13-Jul-20	14-Jul-20	-346				UMS_MZ07 - Gap Breaker Rm: Install Conduit Security Panel SE01 To DS1, DS2, DS3, & Security Bell
UMS.34.22.0410	UMS_PL - Pull -Traction Power Cables Pullbox PB-1 To PS01	2	14-Jul-20	15-Jul-20	-352				UMS_PL - Pull -Traction Power Cables Pullbox PB-1 To PS01
UMS.34.21.1645	UMS_MZ07 - Gap Breaker Rm: Pull Wire Security Panel SE01 To DS1, DS2, DS3, & Security Bell	2	15-Jul-20	16-Jul-20	-346				UMS_MZ07 - Gap Breaker Rm: Pull Wire Security Panel SE01 To DS1, DS2, DS3, & Security Bell
UMS.34.21.1495	UMS_MZ07 - Gap Breaker Rm: Terminations - Negative Feeder (By 1256)	5	13-Jul-20	17-Jul-20	-345				UMS_MZ07 - Gap Breaker Rm: Terminations - Negative Feeder (By 1256)
UMS.34.21.1655	UMS_MZ07 - Gap Breaker Rm: Terminate Security Panel SE01 To DS1, DS2, DS3, & Security Bell	1	17-Jul-20	17-Jul-20	-346				UMS_MZ07 - Gap Breaker Rm: Terminate Security Panel SE01 To DS1, DS2, DS3, & Security Bell
UMS.34.21.1675	UMS_MZ07 - Gap Breaker Rm: Install Conduit DC Panel DP01 To D01, K01, K02, SV1, DCT1	5	29-Mar-18 A	17-Jul-20	-352				UMS_MZ07 - Gap Breaker Rm: Install Conduit DC Panel DP01 To D01, K01, K02, SV1, DCT1
UMS.34.21.1665	UMS_MZ07 - Gap Breaker Rm: Energize Security Panelboard	1	20-Jul-20	20-Jul-20	-346				UMS_MZ07 - Gap Breaker Rm: Energize Security Panelboard
UMS.34.21.1355	UMS_PL: Install - Traction Power Connection Box PS04 @ NB Track - Sector 5	5	15-Jul-20	21-Jul-20	-363				UMS_PL: Install - Traction Power Connection Box PS04 @ NB Track - Sector 5
UMS.34.21.1595	UMS_MZ: Install - Traction Power Pull Box PB-4 For SB Track - Sector 5	5	15-Oct-19 A	21-Jul-20	-363				UMS_MZ: Install - Traction Power Pull Box PB-4 For SB Track - Sector 5
UMS.34.05.0350	UMS_MZ Install Conduit Riser PB-2 to SB Feeder Box To PS02 & PS03 (Traction Power)	5	15-Jul-20	21-Jul-20	-358				UMS_MZ Install Conduit Riser PB-2 to SB Feeder Box To PS02 & PS03 (Traction Power)
UMS.34.21.1345	UMS_PL: Install - Traction Power Connection Box PS06 @ SB Track - Sector 5	5	15-Jul-20	21-Jul-20	-358				UMS_PL: Install - Traction Power Connection Box PS06 @ SB Track - Sector 5
UMS.34.21.1335	UMS_PL: Install - Traction Power Connection Box PS05 @ NB Track - Sector 5	5	15-Jul-20	21-Jul-20	-363				UMS_PL: Install - Traction Power Connection Box PS05 @ NB Track - Sector 5
UMS.34.22.0500	UMS_PL - Pull -Traction Power Cables PS01 to PS05	2	20-Jul-20	21-Jul-20	-349				UMS_PL - Pull -Traction Power Cables PS01 to PS05
UMS.34.21.1685	UMS_MZ07 - Gap Breaker Rm: Pull Wire DC Panel DP01 To D01, K01, K02, SV1, DCT1	3	29-Mar-18 A	22-Jul-20	-352				UMS_MZ07 - Gap Breaker Rm: Pull Wire DC Panel DP01 To D01, K01, K02, SV1, DCT1
UMS.34.21.1405	UMS_MZ07 - Gap Breaker Rm: Pull & Terminate - Control Cables	9	13-Jul-20	23-Jul-20	-349				UMS_MZ07 - Gap Breaker Rm: Pull & Terminate - Control Cables
UMS.34.22.0420	UMS_PL - Pull -Traction Power Cables Pullbox PB-2 To PS02	2	22-Jul-20	23-Jul-20	-358				UMS_PL - Pull -Traction Power Cables Pullbox PB-2 To PS02
UMS.34.21.1695	UMS_MZ07 - Gap Breaker Rm: Terminations - DC Panel DP01 To D01, K01, K02, SV1, DCT1	3	29-Mar-18 A	27-Jul-20	-352				UMS_MZ07 - Gap Breaker Rm: Terminations - DC Panel DP01 To D01, K01, K02, SV1, DCT1
UMS.34.21.1705	UMS_MZ07 - Gap Breaker Rm: Energize - DC Panel DP01, D01, K01, K02, SV1, DCT1	1	04-Jun-18 A	28-Jul-20	-352				UMS_MZ07 - Gap Breaker Rm: Energize - DC Panel DP01, D01, K01, K02, SV1, DCT1
UMS.34.05.0370	UMS_MZ Install Conduit Riser PB-4 to Feeder Box PS06 (Traction Power)	5	22-Jul-20	28-Jul-20	-363				UMS_MZ Install Conduit Riser PB-4 to Feeder Box PS06 (Traction Power)
UMS.34.05.0360	UMS_MZ Install Conduit Riser PB-3 to Feeder Box PS04 & PS05 (Traction Power)	5	22-Jul-20	28-Jul-20	-363				UMS_MZ Install Conduit Riser PB-3 to Feeder Box PS04 & PS05 (Traction Power)

Activity ID	Activity Name	Original Duration	Start	Finish	Total Float	2020			2021
						Q2	Q3	Q4	Q1
UMS.34.22.0460	UMS_PL - Pull - Traction Power Cables PS06 to PS03	2	27-Jul-20	28-Jul-20	-354		■		
UMS.34.22.0440	UMS_PL - Pull - Traction Power Cables Pullbox PB-3 To PS04	2	29-Jul-20	30-Jul-20	-363		■		
UMS.34.22.0480	UMS_PL - Pull - Traction Power Cables Pullbox PB-4 To PS06	2	29-Jul-20	30-Jul-20	-363		■		
UMS.34.21.1445	UMS_MZ07 - Gap Breaker Rm: Terminations - WFO-1&2	9	31-Jul-20	12-Aug-20	-363		■		
UMS.34.21.1545	UMS_MZ07 - Gap Breaker Rm: Energize Gap Breaker Equipment	5	13-Aug-20	19-Aug-20	-363		■		
UMS.34.21.1625	UMS_MZ07 - Gap Breaker Rm: Test Traction Power Systems	15	13-Aug-20	02-Sep-20	-363		■		
Architectual Finishes		245	30-Dec-19 A	05-Oct-20	-352	■			
Conveyances		836	25-Sep-15 A	10-Sep-20	-329	■			
Stairs		425	06-Aug-18 A	01-Sep-20	-362	■			
Startup & Testing		40	15-Sep-20	09-Nov-20	-371	■			
Union Square Garage		40	15-Sep-20	09-Nov-20	-371	■			
UMS.01.80.9900	UMS- Building Systems Start-up & Testing	40	15-Sep-20	09-Nov-20	-371	■			
No 13-Disp		1881	16-Mar-14 A	29-Dec-20	64	■			
Construction CTS Station P-1254R		1818	10-Jul-14 A	30-Dec-20	63	■			
Site Work / Utility Relocation		472	31-Dec-18 A	27-Oct-20	109	■			
Concrete/Shotcrete		95	18-May-20 A	14-Oct-20	-368	■			
Structural Steel		487	25-Jun-15 A	16-Jul-20	-316	■			
Masonry		15	16-Sep-19 A	20-Jul-20	-369	■			
Mechanical		463	05-Mar-18 A	02-Oct-20	-351	■			
Misc Metal		95	18-Mar-20 A	27-Aug-20	-325	■			
Electrical		456	07-May-18 A	16-Oct-20	-356	■			
No 13-Location		456	07-May-18 A	16-Oct-20	-356	■			
CTS.34.22.210	CTS_PL_Pull Cable & Terminate NB Positive Feeder Box PS03 to PS06 (Traction Power)	1	26-Jun-20	26-Jun-20	-330		■		
CTS.34.22.250	CTS_PL_Pull Cable & Terminate SB Positive Feeder Box PS01 to PS07 (Traction Power)	2	26-Jun-20	29-Jun-20	-331		■		
CTS.34.22.260	CTS_PL_Pull Cable & Terminate SB Positive Feeder Box PS02 to PS08 (Traction Power)	2	26-Jun-20	29-Jun-20	-331		■		
CTS.34.2.240	CTS_PL_Pull Cable & Terminate SB Positive Feeder Box PS01 to PS05 (Traction Power)	2	26-Jun-20	29-Jun-20	-331		■		
CTS.26.50.552	CTS_CN 10 - Emerg Command Rm: Wire Pulls - Lighting	1	30-Jun-20	30-Jun-20	-327		■		
CTS.26.50.590	CTS_CN 17 - Janitor Rm: Pull Wire - Lighting	1	30-Jun-20	30-Jun-20	-323		■		
CTS.26.50.250	CTS_PL 12 - Train Control Rm: Install - Conduit Back To LMZ Control Rm	4	28-Oct-19 A	01-Jul-20	-308	■			
CTS.26.50.200	CTS_PL 17 - Corridor: Install - Conduit & Devices for Lighting	2	30-Jun-20	01-Jul-20	-346		■		
CTS.26.50.588	CTS_CN 15 - Storage Rm: Hang Light Fixtures & Terminate	2	30-Jun-20	01-Jul-20	-330		■		
CTS.26.05.570	CTS_CN 10 - Emerg Command Rm: Install Fixtures & Terminate	1	01-Jul-20	01-Jul-20	-327		■		
CTS.26.50.570	CTS_CN 01 - Install - Conduit & Devices for Ceiling Lighting	5	28-Oct-19 A	02-Jul-20	-327	■			
CTS.28.31.131	CTS_PL 09 - Aux Comm Rm: Install - Fire Alarm Control Panel - Sector 3	5	07-May-18 A	03-Jul-20	-353	■			
CTS.28.31.142	CTS_PL 09 - Aux Comm Rm: Install - Fire Alarm Terminal Cabinet - Sector 3	4	05-Nov-19 A	03-Jul-20	-353	■			
CTS.26.50.564	CTS_CN 06 - Stair 6: Hang Light Fixtures	4	30-Jun-20	03-Jul-20	-310		■		
CTS.26.50.265	CTS_PL 17 - Corridor: Install - Alarms & Card Readers	2	09-Oct-19 A	03-Jul-20	-310	■			
CTS.26.50.290	CTS_PL 16 - TP Substation Rm: Install - Conduit & Boxes for Light Switches\Sensors	4	30-Jun-20	03-Jul-20	-325		■		
CTS.26.50.616	CTS_CN 13 - Concessions: Pull Wire - Lighting	4	30-Jun-20	03-Jul-20	-330		■		
CTS.34.22.220	CTS_PL_Pull Cable & Terminate NB Positive Feeder Box PS03 to PS09 (Traction Power)	2	02-Jul-20	03-Jul-20	-335		■		
CTS.26.50.534	CTS_CN 07 - Elevator Control Closet: Install - Elevator Controller Cabinets & Disconnects	5	30-Jun-20	06-Jul-20	-330		■		
CTS.28.31.516	CTS_CN 10 - Emergency Command Rm: Set & Hook up - Fire Alarm Control Panel	4	19-Nov-19 A	07-Jul-20	-327	■			
CTS.26.50.581	CTS_CN 01 - Wire Pulls for Ceiling Lighting	3	03-Jul-20	07-Jul-20	-327		■		
CTS.26.50.160	CTS_PL 03 - Aux Elect Rm: Install - Conduit & Devices For Lighting	2	15-Nov-19 A	07-Jul-20	-337		■		
CTS.28.31.132	CTS_PL 17 - Corridor - Install - Fire Alarm Clean Agent Control Panel	5	28-Feb-20 A	08-Jul-20	-346	■			
CTS.26.50.526	CTS_CN 03 - Ticketing Hall: Install - Overhead Lighting Conduit & Devices	5	02-Jul-20	08-Jul-20	-352		■		
CTS.26.24.515	CTS_UM 07 - Aux Elect Rm: Install - Panelboard - LCP-2 (Lighting Control)	3	06-Jul-20	08-Jul-20	-358		■		
CTS.34.22.120	CTS_UP_Install: Elect: Pull Negative Feeder Cable (Traction Power)	3	07-Jul-20	09-Jul-20	-339		■		
CTS.26.50.305	CTS_PL 03 - Aux Elect Rm: Pull Wire - Lighting	2	08-Jul-20	09-Jul-20	-337		■		
CTS.26.50.550	CTS_CN 13 - Concessions: Install - Conduit & Devices For Power	5	08-Oct-18 A	10-Jul-20	-335	■			

Activity ID	Activity Name	Original Duration	Start	Finish	Total Float	2020			2021
						Q2	Q3	Q4	Q1
CTS.26.50.784	CTS_UM 10 - Landing: Install - Conduit & Boxes for Lighting	5	19-Dec-19 A	10-Jul-20	-323				CTS_UM 10 - Landing: Install - Conduit & Boxes for Lighting
CTS.26.50.632	CTS_CN 07 - Elevator Control Closet: Pull Wire To Elevators 3 & 4.	4	07-Jul-20	10-Jul-20	-330				CTS_CN 07 - Elevator Control Closet: Pull Wire To Elevators 3 & 4.
CTS.26.24.214	CTS_SU 05 - Aux Elect Rm: Install - Panelboard 1P (Receptacles)	2	09-Jul-20	10-Jul-20	-335				CTS_SU 05 - Aux Elect Rm: Install - Panelboard 1P (Receptacles)
CTS.28.31.170	CTS_UM -Fire Alarm Terminations	5	06-Jul-20	10-Jul-20	-310				CTS_UM -Fire Alarm Terminations
CTS.34.22.230	CTS_PL_Pull Cable & Terminate NB Positive Feeder Box PS04 to PS10 (Traction Power)	2	09-Jul-20	10-Jul-20	-340				CTS_PL_Pull Cable & Terminate NB Positive Feeder Box PS04 to PS10 (Traction Power)
CTS.26.05.670	CTS_CN 13 - Concessions: Hang Fixtures & Terminate	5	06-Jul-20	10-Jul-20	-330				CTS_CN 13 - Concessions: Hang Fixtures & Terminate
CTS.26.50.380	CTS_PL 03 - Aux Elect Rm: Hang Light Fixtures & Terminate	1	10-Jul-20	10-Jul-20	-337				CTS_PL 03 - Aux Elect Rm: Hang Light Fixtures & Terminate
CTS.26.50.910	CTS_SU 05 - Aux Elect Rm: Pull Wire - Lighting	1	13-Jul-20	13-Jul-20	-335				CTS_SU 05 - Aux Elect Rm: Pull Wire - Lighting
CTS.26.50.896	CTS_SU 07 - Valve Rm: Pull Wire - Lighting	1	13-Jul-20	13-Jul-20	-326				CTS_SU 07 - Valve Rm: Pull Wire - Lighting
CTS.26.24.780	CTS_SU 05 - Aux Elect Rm: Install Raceway - Panelboard 1P (Receptacles)	3	09-Jul-20	13-Jul-20	-333				CTS_SU 05 - Aux Elect Rm: Install Raceway - Panelboard 1P (Receptacles)
CTS.26.50.792	CTS_UM 05 - Sewage Rm: Pull Wire & Terminate Pumps	5	08-Jul-20	14-Jul-20	-350				CTS_UM 05 - Sewage Rm: Pull Wire & Terminate Pumps
CTS.26.50.582	CTS_CN 01 - Hang Fixtures & Terminate	5	08-Jul-20	14-Jul-20	-327				CTS_CN 01 - Hang Fixtures & Terminate
CTS.26.24.730	CTS_SU 05 - Aux Elect Rm: Install - Panelboard 1HL (Public Lighting)	2	13-Jul-20	14-Jul-20	-335				CTS_SU 05 - Aux Elect Rm: Install - Panelboard 1HL (Public Lighting)
CTS.26.50.902	CTS_SU 05 - Aux Elect Rm: Hang Light Fixtures & Terminate	2	14-Jul-20	15-Jul-20	-335				CTS_SU 05 - Aux Elect Rm: Hang Light Fixtures & Terminate
CTS.26.50.908	CTS_SU 07 - Valve Rm: Hang Light Fixtures & Terminate	2	14-Jul-20	15-Jul-20	-326				CTS_SU 07 - Valve Rm: Hang Light Fixtures & Terminate
CTS.26.50.886	CTS_SU 01 - Entrance: Install - Ceiling Conduit & Boxes For Light Fixtures	5	09-Jul-20	15-Jul-20	-326				CTS_SU 01 - Entrance: Install - Ceiling Conduit & Boxes For Light Fixtures
CTS.26.50.558	CTS_CN 03 - Ticketing Hall: - Lighting Wire Pulls	5	09-Jul-20	15-Jul-20	-352				CTS_CN 03 - Ticketing Hall: - Lighting Wire Pulls
CTS.26.05.914	CTS_SU 01 - Entrance: Install Conduit & Boxes for Receptacles	5	29-Nov-19 A	15-Jul-20	-331				CTS_SU 01 - Entrance: Install Conduit & Boxes for Receptacles
CTS.26.50.624	CTS_CN 03 - Ticketing Hall: Pull Wire & Set Light Switches/Sensors	5	09-Jul-20	15-Jul-20	-333				CTS_CN 03 - Ticketing Hall: Pull Wire & Set Light Switches/Sensors
CTS.28.31.133	CTS_PL 17 - Corridor - Install - Fire Alarm Preaction Cabinet	5	06-Mar-20 A	15-Jul-20	-346				CTS_PL 17 - Corridor - Install - Fire Alarm Preaction Cabinet
CTS.26.24.840	CTS_SU 05 - Aux Elect Rm: Terminations - Panelboard 1P (Receptacles)	3	14-Jul-20	16-Jul-20	-333				CTS_SU 05 - Aux Elect Rm: Terminations - Panelboard 1P (Receptacles)
CTS.26.50.1215	CTS_Station Platform South: Install - Linear Lighting Box Sector 1	10	03-Jul-20	16-Jul-20	-284				CTS_Station Platform South: Install - Linear Lighting Box Sector 1
CTS.26.24.740	CTS_SU 05 - Aux Elect Rm: Install - Panelboard E1HL (Emergency Lighting)	2	15-Jul-20	16-Jul-20	-335				CTS_SU 05 - Aux Elect Rm: Install - Panelboard E1HL (Emergency Lighting)
CTS.26.50.804	CTS_UM 10 - Landing: Install - Conduit & Boxes For Power	5	08-Jul-19 A	17-Jul-20	-320				CTS_UM 10 - Landing: Install - Conduit & Boxes For Power
CTS.28.20.452	CTS_CN 23 - Stair 5: Set & Hook up - CCTV Camera (1 each)	1	07-Oct-19 A	17-Jul-20	-335				CTS_CN 23 - Stair 5: Set & Hook up - CCTV Camera (1 each)
CTS.28.20.500	CTS_CN 24 - Valve Rm: Set & Hook up - CCTV Camera (1 each)	1	14-Oct-19 A	17-Jul-20	-335				CTS_CN 24 - Valve Rm: Set & Hook up - CCTV Camera (1 each)
CTS.26.50.648	CTS_CN 13 - Concessions: Pull Wire - Power	5	13-Jul-20	17-Jul-20	-335				CTS_CN 13 - Concessions: Pull Wire - Power
CTS.28.20.442	CTS_CN 25 - Stair 5A: Set & Hook up - CCTV Cameras (2 each) - Sector 3	2	21-Oct-19 A	20-Jul-20	-336				CTS_CN 25 - Stair 5A: Set & Hook up - CCTV Cameras (2 each) - Sector 3
CTS.28.20.422	CTS_CN 26 - Stair 4: Set & Hook up - CCTV Cameras (2 each) - Sector 1	2	07-Oct-19 A	20-Jul-20	-336				CTS_CN 26 - Stair 4: Set & Hook up - CCTV Cameras (2 each) - Sector 1
CTS.26.24.790	CTS_SU 05 - Aux Elect Rm: Install Raceway - Panelboard 1HL (Public Lighting)	3	06-Apr-20 A	20-Jul-20	-335				CTS_SU 05 - Aux Elect Rm: Install Raceway - Panelboard 1HL (Public Lighting)
CTS.26.24.750	CTS_SU 05 - Aux Elect Rm: Install - Panelboard E1P1 (Roll up Grilles,ARP,FAA,CCTV)	2	17-Jul-20	20-Jul-20	-335				CTS_SU 05 - Aux Elect Rm: Install - Panelboard E1P1 (Roll up Grilles,ARP,FAA,CCTV)
CTS.26.24.810	CTS_SU 05 - Aux Elect Rm: Install Raceway - Panelboard E1P1 (Roll up Grilles,ARP,FAA,CCTV)	1	21-Jul-20	21-Jul-20	-332				CTS_SU 05 - Aux Elect Rm: Install Raceway - Panelboard E1P1 (Roll up Grilles,ARP,FAA,CCTV)
CTS.28.20.342	CTS_UM 01 - Stair 7: Set & Hook up - CCTV Camera (1 each)	1	07-Oct-19 A	21-Jul-20	-317				CTS_UM 01 - Stair 7: Set & Hook up - CCTV Camera (1 each)
CTS.28.20.332	CTS_UM 06 - Stair 6: Set & Hook up - CCTV Camera (1 each)	1	21-Oct-19 A	22-Jul-20	-318				CTS_UM 06 - Stair 6: Set & Hook up - CCTV Camera (1 each)
CTS.26.50.912	CTS_SU 01 - Entrance: Pull Wire For Lighting & Power	5	16-Jul-20	22-Jul-20	-326				CTS_SU 01 - Entrance: Pull Wire For Lighting & Power
CTS.26.50.1115	CTS_PL 09 - Aux Comm Rm: Wire Pulls to - Fire Alarm Cabinets	10	09-Jul-20	22-Jul-20	-353				CTS_PL 09 - Aux Comm Rm: Wire Pulls to - Fire Alarm Cabinets
CTS.26.50.656	CTS_CN 03 - Ticketing Hall: Hang Light Fixtures & Terminate	5	16-Jul-20	22-Jul-20	-352				CTS_CN 03 - Ticketing Hall: Hang Light Fixtures & Terminate
CTS.26.24.760	CTS_SU 05 - Aux Elect Rm: Install - Main LCP Panelboard (Lighting Control)	2	21-Jul-20	22-Jul-20	-335				CTS_SU 05 - Aux Elect Rm: Install - Main LCP Panelboard (Lighting Control)
CTS.26.05.695	CTS_CN 03 - Ticketing Hall: Pull Wire & Set Receptacles	4	17-Jul-20	22-Jul-20	-338				CTS_CN 03 - Ticketing Hall: Pull Wire & Set Receptacles
CTS.26.05.928	CTS_SU 01 - Entrance: Pull Wire & Set Receptacles	5	16-Jul-20	22-Jul-20	-331				CTS_SU 01 - Entrance: Pull Wire & Set Receptacles
CTS.26.05.946	CTS_SU 01 - Entrance 6: Hang 3-5/8" Unistrut Ceiling Grid Support	5	16-Jul-20	22-Jul-20	-326				CTS_SU 01 - Entrance 6: Hang 3-5/8" Unistrut Ceiling Grid Support
CTS.26.24.800	CTS_SU 05 - Aux Elect Rm: Install Raceway - Panelboard E1HL (Emergency Lighting)	3	13-Apr-20 A	23-Jul-20	-335				CTS_SU 05 - Aux Elect Rm: Install Raceway - Panelboard E1HL (Emergency Lighting)
CTS.26.24.850	CTS_SU 05 - Aux Elect Rm: Terminations - Panelboard 1HL (Public Lighting)	3	21-Jul-20	23-Jul-20	-335				CTS_SU 05 - Aux Elect Rm: Terminations - Panelboard 1HL (Public Lighting)
CTS.26.05.200	CTS_PL 18 - Protective Device Settings - 12.47kV to 480v Connection	5	17-Jul-20	23-Jul-20	-359				CTS_PL 18 - Protective Device Settings - 12.47kV to 480v Connection
CTS.28.20.148	CTS_PL 09 - Aux Comm Rm: Install - CCTV Rack Cabinet - Sector 3	5	17-Jul-20	23-Jul-20	-356				CTS_PL 09 - Aux Comm Rm: Install - CCTV Rack Cabinet - Sector 3
CTS.28.20.432	CTS_CN 01: Set & Hook up - CCTV Cameras (8 each) - Sector 2	5	07-Oct-19 A	23-Jul-20	-339				CTS_CN 01: Set & Hook up - CCTV Cameras (8 each) - Sector 2
CTS.26.50.460	CTS_PL 08 - Mens Restroom: Install - Conduit & Boxes For Light Fixtures	5	11-Nov-19 A	23-Jul-20	-361				CTS_PL 08 - Mens Restroom: Install - Conduit & Boxes For Light Fixtures
CTS.26.50.455	CTS_PL 07 - Womens Restroom: Install - Conduit & Boxes For Light Fixtures	5	11-Nov-19 A	23-Jul-20	-361				CTS_PL 07 - Womens Restroom: Install - Conduit & Boxes For Light Fixtures
CTS.26.11.915	CTS_PL 18 - Main Elect Rm:Wire Pulls - Riser In Chase @ Col 2.0 To Surface	5	17-Jul-20	23-Jul-20	-339				CTS_PL 18 - Main Elect Rm:Wire Pulls - Riser In Chase @ Col 2.0 To Surface
CTS.26.50.844	CTS_UM 10 - Landing: Pull Wire - Lighting & Power	5	20-Jul-20	24-Jul-20	-320				CTS_UM 10 - Landing: Pull Wire - Lighting & Power

Activity ID	Activity Name	Original Duration	Start	Finish	Total Float	2020				2021
						Q2	Q3	Q4	Q1	
CTS.26.24.860	CTS_SU 05 - Aux Elect Rm: Terminations - Panelboard E1HL (Emergency Lighting)	1	24-Jul-20	24-Jul-20	-335					CTS_SU 05 - Aux Elect Rm: Terminations - Panelboard E1HL (Emergency Lighting)
CTS.26.05.986	CTS_CN 13 - Concessions: Terminate Power Devices	5	20-Jul-20	24-Jul-20	-310					CTS_CN 13 - Concessions: Terminate Power Devices
CTS.26.50.982	CTS_UM - Back of House: Low Voltage Wire Pulls	15	06-Apr-20 A	24-Jul-20	-370					CTS_UM - Back of House: Low Voltage Wire Pulls
CTS.26.24.770	CTS_SU 05 - Aux Elect Rm: Install -Panelboard LCP-1 (Lighting Control)	2	23-Jul-20	24-Jul-20	-335					CTS_SU 05 - Aux Elect Rm: Install -Panelboard LCP-1 (Lighting Control)
CTS.26.50.914	CTS_SU 01 - Entrance: Install Ceiling Recessed Light Fixtures & Terminate	3	23-Jul-20	27-Jul-20	-326					CTS_SU 01 - Entrance: Install Ceiling Recessed Light Fixtures & Terminate
CTS.26.05.1056	CTS_LM 11 -Pull & Terminate Power Wiring - Exhaust Fan 1-6	5	21-Jul-20	27-Jul-20	-341					CTS_LM 11 -Pull & Terminate Power Wiring - Exhaust Fan 1-6
CTS.26.05.800	CTS_LM - Back of The House - Device Terminations (Power)	5	27-Apr-20 A	27-Jul-20	-311					CTS_LM - Back of The House - Device Terminations (Power)
CTS.26.50.798	CTS_UM 09 - Fan Rm: Terminate SV 1-6	2	27-Jul-20	28-Jul-20	-322					CTS_UM 09 - Fan Rm: Terminate SV 1-6
CTS.28.20.322	CTS_UM 04 - Corridor: Set & Hook up - CCTV Cameras (2 each)	2	14-Oct-19 A	28-Jul-20	-322					CTS_UM 04 - Corridor: Set & Hook up - CCTV Cameras (2 each)
CTS.26.24.620	CTS_CN 08 - Aux Elect Rm: Install - Panelboard LCP-4	5	22-Jul-20	28-Jul-20	-347					CTS_CN 08 - Aux Elect Rm: Install - Panelboard LCP-4
CTS.26.24.670	CTS_CN 08 - Aux Elect Rm: Terminations - Panelboard 4P - Receptacles	5	27-Apr-20 A	28-Jul-20	-327					CTS_CN 08 - Aux Elect Rm: Terminations - Panelboard 4P - Receptacles
CTS.26.50.872	CTS_SU 03 - Stair 6/7: Install - Hang Light Fixtures & Terminate	5	23-Jul-20	29-Jul-20	-313					CTS_SU 03 - Stair 6/7: Install - Hang Light Fixtures & Terminate
CTS.26.24.820	CTS_SU 05 - Aux Elect Rm: Install Raceway - Main LCP Panelboard (Lighting Control)	3	27-Jul-20	29-Jul-20	-335					CTS_SU 05 - Aux Elect Rm: Install Raceway - Main LCP Panelboard (Lighting Control)
CTS.26.24.830	CTS_SU 05 - Aux Elect Rm: Install Raceway - Panelboard LCP-1 (Lighting Control)	3	27-Jul-20	29-Jul-20	-332					CTS_SU 05 - Aux Elect Rm: Install Raceway - Panelboard LCP-1 (Lighting Control)
CTS.26.24.870	CTS_SU 05 - Aux Elect Rm: Terminations - Panelboard E1P1 (Roll up Grilles,ARP,FAA,CCTV)	3	27-Jul-20	29-Jul-20	-335					CTS_SU 05 - Aux Elect Rm: Terminations - Panelboard E1P1 (Roll up Grilles,ARP,FAA,CCTV)
CTS.26.50.1205	CTS_PL Station Platform South: Install - Linear Lighting Box Sector 2	9	17-Jul-20	29-Jul-20	-300					CTS_PL Station Platform South: Install - Linear Lighting Box Sector 2
CTS.26.24.545	CTS_UM 07 - Aux Elect Rm: Terminations - Panelboard - LCP-2 (Lighting Control)	3	27-Jul-20	29-Jul-20	-370					CTS_UM 07 - Aux Elect Rm: Terminations - Panelboard - LCP-2 (Lighting Control)
CTS.26.50.1195	CTS_Station Platform South: Install - Linear Lighting Box Sector 3	10	17-Jul-20	30-Jul-20	-329					CTS_Station Platform South: Install - Linear Lighting Box Sector 3
CTS.28.20.525	CTS_PL 09 - Aux Comm Rm: Install - Telephone Rack Cabinet - Sector 3	5	24-Jul-20	30-Jul-20	-355					CTS_PL 09 - Aux Comm Rm: Install - Telephone Rack Cabinet - Sector 3
CTS.26.11.900	CTS_PL 18 - Main Elect Rm: Energize Main Substation SG1 & SG2	5	24-Jul-20	30-Jul-20	-359					CTS_PL 18 - Main Elect Rm: Energize Main Substation SG1 & SG2
CTS.26.11.905	CTS_PL 18 - Main Elect Rm: Energize Substation DS1 & DS2	5	24-Jul-20	30-Jul-20	-359					CTS_PL 18 - Main Elect Rm: Energize Substation DS1 & DS2
CTS.26.50.470	CTS_PL 08 - Mens Restroom: Pull Wire & Set Light Fixtures	5	24-Jul-20	30-Jul-20	-361					CTS_PL 08 - Mens Restroom: Pull Wire & Set Light Fixtures
CTS.26.50.465	CTS_PL 07 - Womens Restroom: Pull Wire & Set Light Fixtures	5	24-Jul-20	30-Jul-20	-361					CTS_PL 07 - Womens Restroom: Pull Wire & Set Light Fixtures
CTS.28.31.412	CTS_LM 03 - Storage Rm: Set & Hook up - Fire Alarm Preaction Cabinet	9	27-Feb-20 A	31-Jul-20	-315					CTS_LM 03 - Storage Rm: Set & Hook up - Fire Alarm Preaction Cabinet
CTS.28.31.413	CTS_LM 09 - Corridor - Set & Hook up - Fire Alarm Clean Agent Control Panel	9	27-Feb-20 A	31-Jul-20	-321					CTS_LM 09 - Corridor - Set & Hook up - Fire Alarm Clean Agent Control Panel
CTS.26.24.255	CTS_PL 03 - Aux Elect Rm: Terminations - Panelboard 5NP (Ad Panels)	5	27-Jul-20	31-Jul-20	-347					CTS_PL 03 - Aux Elect Rm: Terminations - Panelboard 5NP (Ad Panels)
CTS.26.50.205	CTS_PL 14 - Emerg Equip Rm: Install - Alarms & Access Card Readers	5	08-Jul-19 A	31-Jul-20	-305					CTS_PL 14 - Emerg Equip Rm: Install - Alarms & Access Card Readers
CTS.28.20.312	CTS_UM 09 - Fan Rm: Set & Hook up - CCTV Camera (1 each)	1	14-Oct-19 A	31-Jul-20	-325					CTS_UM 09 - Fan Rm: Set & Hook up - CCTV Camera (1 each)
CTS.26.24.990	CTS_UP_02 - Equip Corridor- Energize - 5kV Switchgear "SG-TV"	1	31-Jul-20	31-Jul-20	-343					CTS_UP_02 - Equip Corridor- Energize - 5kV Switchgear "SG-TV"
CTS.26.24.880	CTS_SU 05 - Aux Elect Rm: Terminations - Main LCP Panelboard (Lighting Control)	3	30-Jul-20	03-Aug-20	-335					CTS_SU 05 - Aux Elect Rm: Terminations - Main LCP Panelboard (Lighting Control)
CTS.28.20.273	CTS_SU 07 - Valve Rm: Set & Hook up - CCTV Camera (1 each)	1	14-Oct-19 A	03-Aug-20	-316					CTS_SU 07 - Valve Rm: Set & Hook up - CCTV Camera (1 each)
CTS.26.24.720	CTS_CN 08 - Aux Elect Rm: Terminations - Panelboard EDHL - Power Feeders	4	11-May-20 A	03-Aug-20	-347					CTS_CN 08 - Aux Elect Rm: Terminations - Panelboard EDHL - Power Feeders
CTS.26.24.550	CTS_UM 07 - Aux Elect Rm: Terminations - Panelboard - 2HL (Public Lighting)	3	08-Jun-20 A	03-Aug-20	-370					CTS_UM 07 - Aux Elect Rm: Terminations - Panelboard - 2HL (Public Lighting)
CTS.26.24.1000	CTS_UP_02 - Equip Corridor Energize MCC - Emergency Ventilation	1	03-Aug-20	03-Aug-20	-343					CTS_UP_02 - Equip Corridor Energize MCC - Emergency Ventilation
CTS.26.11.925	CTS_CN 08 - Aux Elect Rm: Energize - Panelboard EDHL	1	04-Aug-20	04-Aug-20	-347					CTS_CN 08 - Aux Elect Rm: Energize - Panelboard EDHL
CTS.26.24.700	CTS_CN 08 - Aux Elect Rm: Terminations - Panelboard E4HL - Emergency Lighting	5	04-May-20 A	04-Aug-20	-338					CTS_CN 08 - Aux Elect Rm: Terminations - Panelboard E4HL - Emergency Lighting
CTS.26.24.710	CTS_CN 08 - Aux Elect Rm: Terminations - Panelboard E4P1 - Fire Smoke Dampers,Clean Agent P	5	04-May-20 A	04-Aug-20	-332					CTS_CN 08 - Aux Elect Rm: Terminations - Panelboard E4P1 - Fire Smoke Dampers,Clean A
CTS.26.24.680	CTS_CN 08 - Aux Elect Rm: Terminations - Panelboard LCP-4 - Lighting Control	5	29-Jul-20	04-Aug-20	-338					CTS_CN 08 - Aux Elect Rm: Terminations - Panelboard LCP-4 - Lighting Control
CTS.26.24.690	CTS_CN 08 - Aux Elect Rm: Terminations - Panelboard 4HL - Public Lighting	5	04-May-20 A	04-Aug-20	-338					CTS_CN 08 - Aux Elect Rm: Terminations - Panelboard 4HL - Public Lighting
CTS.26.24.160	CTS_PL 21 - Aux Elect Rm: Install - Elect Panel LCP-5 - Sector 3 (Lighting Control)	2	03-Aug-20	04-Aug-20	-353					CTS_PL 21 - Aux Elect Rm: Install - Elect Panel LCP-5 - Sector 3 (Lighting Control)
CTS.26.50.1155	CTS_PL 09 - Aux Comm Rm: Terminations - Fire Alarm Cabinets	10	23-Jul-20	05-Aug-20	-353					CTS_PL 09 - Aux Comm Rm: Terminations - Fire Alarm Cabinets
CTS.26.11.930	CTS_CN 08 - Aux Elect Rm: Energize - Lighting Panelboards	1	05-Aug-20	05-Aug-20	-338					CTS_CN 08 - Aux Elect Rm: Energize - Lighting Panelboards
CTS.26.24.890	CTS_SU 05 - Aux Elect Rm: Terminations - Panelboard LCP-1 (Lighting Control)	3	04-Aug-20	06-Aug-20	-335					CTS_SU 05 - Aux Elect Rm: Terminations - Panelboard LCP-1 (Lighting Control)
CTS.28.20.535	CTS_PL 09 - Aux Comm Rm: Install - PA Remote Panel - Sector 3	5	27-Apr-20 A	06-Aug-20	-355					CTS_PL 09 - Aux Comm Rm: Install - PA Remote Panel - Sector 3
CTS.26.24.555	CTS_UM 07 - Aux Elect Rm: Terminations - Panelboard - 2P (Rcpt)	3	08-Jun-20 A	06-Aug-20	-370					CTS_UM 07 - Aux Elect Rm: Terminations - Panelboard - 2P (Rcpt)
CTS.26.05.976	CTS_UM - Back of House: Low Voltage Receptical Terminations	9	18-May-20 A	06-Aug-20	-329					CTS_UM - Back of House: Low Voltage Receptical Terminations
CTS.26.24.435	CTS_LM 08 - Aux Elect Rm:Terminations - Elect Panel EDP (E5SP,E5P1,E4P2,E4P1E3P2,E2P1,E1	5	27-Apr-20 A	07-Aug-20	-326					CTS_LM 08 - Aux Elect Rm:Terminations - Elect Panel EDP (E5SP,E5P1,E4P2,E4P1E3P2
CTS.26.50.270	CTS_PL 14 - Emerg Equip Rm: Install - Lighting	5	03-Aug-20	07-Aug-20	-305					CTS_PL 14 - Emerg Equip Rm: Install - Lighting
CTS.26.50.1045	CTS_LM - Install - Beam Mounted Lighting Raceway & Devices Above Escalators	5	03-Aug-20	07-Aug-20	-326					CTS_LM - Install - Beam Mounted Lighting Raceway & Devices Above Escalators
CTS.26.24.260	CTS_PL 03 - Aux Elect Rm: Terminations - Panelboard 5NHL (Spare Powe)	5	08-Jun-20 A	07-Aug-20	-347					CTS_PL 03 - Aux Elect Rm: Terminations - Panelboard 5NHL (Spare Powe)

Activity ID	Activity Name	Original Duration	Start	Finish	Total Float	2020			2021
						Q2	Q3	Q4	Q1
CTS.26.24.450	CTS_LM 08 - Aux Elect Rm: Terminations - Elect Panel E3HL (Emerg Ltg)	5	08-Jun-20 A	07-Aug-20	-321				CTS_LM 08 - Aux Elect Rm: Terminations - Elect Panel E3HL (Emerg Ltg)
CTS.26.11.910	CTS_SU 05 - Aux Elect Rm: Energize Panelboards	1	07-Aug-20	07-Aug-20	-335				CTS_SU 05 - Aux Elect Rm: Energize Panelboards
CTS.26.24.170	CTS_PL 21 - Aux Elect Rm: Terminations - Elect Panel E5SHL - Sector 3 (Emerg Ltg)	5	08-Jun-20 A	07-Aug-20	-371				CTS_PL 21 - Aux Elect Rm: Terminations - Elect Panel E5SHL - Sector 3 (Emerg Ltg)
CTS.26.50.1125	CTS_PL 09 - Aux Comm Rm: Wire Pulls to -CCTV Cabinet	10	28-Jul-20	10-Aug-20	-356				CTS_PL 09 - Aux Comm Rm: Wire Pulls to -CCTV Cabinet
CTS.26.50.1055	CTS_LM - Pull Lighting Wire - Beam Mounted Fixtures	2	10-Aug-20	11-Aug-20	-326				CTS_LM - Pull Lighting Wire - Beam Mounted Fixtures
CTS.26.24.560	CTS_UM 07 - Aux Elect Rm: Terminations - Panelboard - E2P1 (FSD,Rcpt,Emrg Blue Light)	3	15-Jun-20 A	11-Aug-20	-370				CTS_UM 07 - Aux Elect Rm: Terminations - Panelboard - E2P1 (FSD,Rcpt,Emrg Blue Light)
CTS.26.50.480	CTS_PL 08 - Mens Restroom: Install - Electric Light Fixtures	5	07-Aug-20	13-Aug-20	-358				CTS_PL 08 - Mens Restroom: Install - Electric Light Fixtures
CTS.26.50.475	CTS_PL 07 - Womens Restroom: Install - Electric Light Fixtures	5	07-Aug-20	13-Aug-20	-357				CTS_PL 07 - Womens Restroom: Install - Electric Light Fixtures
CTS.26.50.1065	CTS_LM - Install Beam Mounted Fixtures & Terminate	2	12-Aug-20	13-Aug-20	-324				CTS_LM - Install Beam Mounted Fixtures & Terminate
CTS.28.20.424	CTS_LM 01 - Comm Rm: Set & Hook up - 2 CCTV Equipment Cabinets	10	21-Oct-19 A	14-Aug-20	-334				CTS_LM 01 - Comm Rm: Set & Hook up - 2 CCTV Equipment Cabinets
CTS.26.24.570	CTS_UM 07 - Aux Elect Rm: Terminations - Panelboard - 2HP (EV 1-6, HR-2)	3	01-Jun-20 A	14-Aug-20	-370				CTS_UM 07 - Aux Elect Rm: Terminations - Panelboard - 2HP (EV 1-6, HR-2)
CTS.26.24.440	CTS_LM 08 - Aux Elect Rm: Terminations - Elect Panel 3P (Rcpt)	5	18-May-20 A	14-Aug-20	-326				CTS_LM 08 - Aux Elect Rm: Terminations - Elect Panel 3P (Rcpt)
CTS.26.24.265	CTS_PL 03 - Aux Elect Rm: Terminations - Panelboard E5NP (FSD,Deluge,Emrg Blu Ltg)	5	10-Aug-20	14-Aug-20	-347				CTS_PL 03 - Aux Elect Rm: Terminations - Panelboard E5NP (FSD,Deluge,Emrg Blu Ltg)
CTS.26.24.445	CTS_LM 08 - Aux Elect Rm: Terminations - Elect Panel 3HL (Public Ltg, Spares)	3	04-May-20 A	14-Aug-20	-326				CTS_LM 08 - Aux Elect Rm: Terminations - Elect Panel 3HL (Public Ltg, Spares)
CTS.26.24.175	CTS_PL 21 - Aux Elect Rm: Terminations - Elect Panel E5SP - Sector 3 (Deluge,Tele,CCTV,FSD,Pre:	5	25-May-20 A	14-Aug-20	-371				CTS_PL 21 - Aux Elect Rm: Terminations - Elect Panel E5SP - Sector 3 (Deluge,Tele,CC
CTS.26.50.995	CTS_UM - Energize - Aux Electric Room Panels	1	17-Aug-20	17-Aug-20	-370				CTS_UM - Energize - Aux Electric Room Panels
CTS.26.24.600	CTS_LM 08 - Aux Elect Rm: Energize Panels	1	17-Aug-20	17-Aug-20	-326				CTS_LM 08 - Aux Elect Rm: Energize Panels
CTS.28.20.372	CTS_LM 07 - Stair 6: Set & Hook up - CCTV Camera (1 each)	1	07-Oct-19 A	17-Aug-20	-334				CTS_LM 07 - Stair 6: Set & Hook up - CCTV Camera (1 each)
CTS.26.50.1135	CTS_PL 09 - Aux Comm Rm: Wire Pulls to - Telephone Cabinet	10	04-Aug-20	17-Aug-20	-351				CTS_PL 09 - Aux Comm Rm: Wire Pulls to - Telephone Cabinet
CTS.28.20.402	CTS_LM 02 - Stair 7: Set & Hook up - CCTV Camera (1 each)	1	14-Oct-19 A	18-Aug-20	-334				CTS_LM 02 - Stair 7: Set & Hook up - CCTV Camera (1 each)
CTS.26.24.270	CTS_PL 03 - Aux Elect Rm: Terminations - Panelboard E5NHL (Emerg Ltg Stair 4)	2	08-Jun-20 A	18-Aug-20	-347				CTS_PL 03 - Aux Elect Rm: Terminations - Panelboard E5NHL (Emerg Ltg Stair 4)
CTS.26.50.215	CTS_PL 02 - Fire Equip Rm: Install - Conduit & Devices for Lighting	5	04-Nov-19 A	19-Aug-20	-368				CTS_PL 02 - Fire Equip Rm: Install - Conduit & Devices for Lighting
CTS.28.20.505	CTS_LM 12 - Stair 5: Set & Hook up - CCTV Camera (1 each)	1	01-Oct-19 A	19-Aug-20	-334				CTS_LM 12 - Stair 5: Set & Hook up - CCTV Camera (1 each)
CTS.28.20.362	CTS_LM 09 - Corridor: Set & Hook up - CCTV Camera (1 each)	1	21-Oct-19 A	20-Aug-20	-334				CTS_LM 09 - Corridor: Set & Hook up - CCTV Camera (1 each)
CTS.26.50.1145	CTS_PL 09 - Aux Comm Rm: Wire Pulls - P.A. Cabinet	9	11-Aug-20	21-Aug-20	-355				CTS_PL 09 - Aux Comm Rm: Wire Pulls - P.A. Cabinet
CTS.26.24.180	CTS_PL 21 - Aux Elect Rm: Terminations - Elect Panel 5SP - Sector 3 (Digital Ads, Rcpt)	5	15-Jun-20 A	21-Aug-20	-371				CTS_PL 21 - Aux Elect Rm: Terminations - Elect Panel 5SP - Sector 3 (Digital Ads, R
CTS.28.20.392	CTS_LM 09 - Corridor: Set & Hook up - CCTV Cameras (2 each)	2	21-Oct-19 A	24-Aug-20	-334				CTS_LM 09 - Corridor: Set & Hook up - CCTV Cameras (2 each)
CTS.26.50.1165	CTS_PL 09 - Aux Comm Rm: Terminations -CCTV Cabinets	10	11-Aug-20	24-Aug-20	-356				CTS_PL 09 - Aux Comm Rm: Terminations -CCTV Cabinets
CTS.34.21.915	CTS_PL 18 - Main Elect Rm: Energize A/C TPSS Equipment	5	19-Aug-20	25-Aug-20	-362				CTS_PL 18 - Main Elect Rm: Energize A/C TPSS Equipment
CTS.26.50.370	CTS_PL 02 - Fire Equip Rm: Pull Wire - Lighting	5	20-Apr-20 A	26-Aug-20	-368				CTS_PL 02 - Fire Equip Rm: Pull Wire - Lighting
CTS.28.20.382	CTS_LM 01 - Comm Rm: Set & Hook up - CCTV Cameras (3 each)	3	14-Oct-19 A	27-Aug-20	-334				CTS_LM 01 - Comm Rm: Set & Hook up - CCTV Cameras (3 each)
CTS.26.24.185	CTS_PL 21 - Aux Elect Rm: Terminations - Elect Panel 5SHL - Sector 3 (Public Ltg, Water Heater)	5	24-Aug-20	28-Aug-20	-371				CTS_PL 21 - Aux Elect Rm: Terminations - Elect Panel 5SHL - Sector 3 (Public Lt
CTS.34.21.935	CTS_PL 18 - Main Elect Rm: Energize DCTPSS Equipment	5	26-Aug-20	01-Sep-20	-362				CTS_PL 18 - Main Elect Rm: Energize DCTPSS Equipment
CTS.26.50.435	CTS_PL 02 - Fire Equip Rm: Hang Light Fixtures & Terminate	5	27-Aug-20	02-Sep-20	-368				CTS_PL 02 - Fire Equip Rm: Hang Light Fixtures & Terminate
CTS.26.24.610	CTS_CN 02 - Station Agent Booth: Install - Panelboard	5	27-Aug-20	02-Sep-20	-373				CTS_CN 02 - Station Agent Booth: Install - Panelboard
CTS.26.50.560	CTS_CN 02 - Station Agent Booth: Install - Lighting	3	02-Sep-20	04-Sep-20	-385				CTS_CN 02 - Station Agent Booth: Install - Lighting
CTS.26.24.190	CTS_PL 21 - Aux Elect Rm: Terminations - Elect Panel LCP-5 - Sector 3 (Lighting Control)	5	31-Aug-20	04-Sep-20	-371				CTS_PL 21 - Aux Elect Rm: Terminations - Elect Panel LCP-5 - Sector 3 (Ligh
CTS.26.05.886	CTS_UM 10 - Landing: Hang Fixtures & Terminate	5	31-Aug-20	04-Sep-20	-358				CTS_UM 10 - Landing: Hang Fixtures & Terminate
CTS.26.24.925	CTS_PL 21 - Aux Elect Rm: Energize Panels - Sector 3	1	07-Sep-20	07-Sep-20	-371				CTS_PL 21 - Aux Elect Rm: Energize Panels - Sector 3
CTS.26.50.1175	CTS_PL 09 - Aux Comm Rm: Terminations - Telephone Cabinets	10	25-Aug-20	07-Sep-20	-356				CTS_PL 09 - Aux Comm Rm: Terminations - Telephone Cabinets
CTS.26.50.1185	CTS_PL 09 - Aux Comm Rm: Terminations - P.A. Cabinet	10	25-Aug-20	07-Sep-20	-356				CTS_PL 09 - Aux Comm Rm: Terminations - P.A. Cabinet
CTS.26.05.930	CTS_Roof - HVAC Area: Install - Feeder Conduit & Disconnect Switch to Condenser { HR-1&2 }	5	03-Sep-20	09-Sep-20	-371				CTS_Roof - HVAC Area: Install - Feeder Conduit & Disconnect Switch to Cc
CTS.26.05.700	CTS_CN 02 - Station Agent Booth: Pull Wire - Power	5	03-Sep-20	09-Sep-20	-373				CTS_CN 02 - Station Agent Booth: Pull Wire - Power
CTS.26.08.100	CTS_LM - Pre-Revenue Start up & Test MEP Equip	10	28-Aug-20	10-Sep-20	-334				CTS_LM - Pre-Revenue Start up & Test MEP Equip
CTS.26.50.916	CTS_Roof - HVAC Equip Area: Install - Conduit & Boxes For Light Fixtures	2	10-Sep-20	11-Sep-20	-370				CTS_Roof - HVAC Equip Area: Install - Conduit & Boxes For Light Fixtures
CTS.26.50.658	CTS_CN 02 - Station Agent Booth: Pull Wire & Set Light Fixtures	5	07-Sep-20	11-Sep-20	-385				CTS_CN 02 - Station Agent Booth: Pull Wire & Set Light Fixtures
CTS.26.50.918	CTS_Roof - HVAC Equip Area: Pull Wire & Set Light Fixtures	2	14-Sep-20	15-Sep-20	-370				CTS_Roof - HVAC Equip Area: Pull Wire & Set Light Fixtures
CTS.28.20.302	CTS_UM 10 - Landing: Set & Hook up - CCTV Cameras (2 each)	2	21-Oct-19 A	15-Sep-20	-357				CTS_UM 10 - Landing: Set & Hook up - CCTV Cameras (2 each)
CTS.26.05.934	CTS_Roof - HVAC Equip Area: Install Conduit & Boxes for Receptacles	5	10-Sep-20	16-Sep-20	-371				CTS_Roof - HVAC Equip Area: Install Conduit & Boxes for Receptacles
CTS.26.05.266	CTS_Roof - HVAC Area: Pull - Feeder Wire & Connect Condenser { HR-1 }	5	10-Sep-20	16-Sep-20	-371				CTS_Roof - HVAC Area: Pull - Feeder Wire & Connect Condenser { HR-

**SFMTA Central Subway Project
Master Project Schedule
One Month Back & Remaining Work - June 2020 Update**

**Required Revenue Serive Date 26-Dec-18
Data Date: 26-Jun-20**

Activity ID	Activity Name	Original Duration	Start	Finish	Total Float	2020				2021
						Q2	Q3	Q4	Q1	
CTS.26.05.267	CTS_Roof - HVAC Area: Pull - Feeder Wire & Connect Condenser { HR-2 }	5	10-Sep-20	16-Sep-20	-371					CTS_Roof - HVAC Area: Pull - Feeder Wire & Connect Condenser { HR-2 }
CTS.26.05.936	CTS_Roof - HVAC Equip Area: Pull Wire & Set Receptacles	5	10-Sep-20	16-Sep-20	-371					CTS_Roof - HVAC Equip Area: Pull Wire & Set Receptacles
CTS.28.31.526	CTS_CN 02 - Station Agent Booth Rm: Security & Communications Equipment	5	14-Oct-19 A	18-Sep-20	-385					CTS_CN 02 - Station Agent Booth Rm: Security & Communications Equipment
CTS.28.20.271	CTS_SU 03 - Stair 6: Set & Hook up - CCTV Camera (1 each)	2	07-Oct-19 A	22-Sep-20	-352					CTS_SU 03 - Stair 6: Set & Hook up - CCTV Camera (1 each)
CTS.26.05.902	CTS_SU 04 - Emerg Generator Closet: Install Conduit & Boxes for Receptacles	2	02-Dec-19 A	24-Sep-20	-378					CTS_SU 04 - Emerg Generator Closet: Install Conduit & Boxes for Receptacles
CTS.26.05.916	CTS_SU 04 - Emerg Generator Closet: Pull Wire & Set Receptacles	1	25-Sep-20	25-Sep-20	-378					CTS_SU 04 - Emerg Generator Closet: Pull Wire & Set Receptacles
CTS.26.08.110	CTS_UM - Pre-Revenue Start up & Test MEP Equip	10	16-Sep-20	29-Sep-20	-357					CTS_UM - Pre-Revenue Start up & Test MEP Equip
CTS.26.50.922	CTS_Roof - Elevator Shaft 3 & 4: Pull Wire & Set Light Fixtures	5	24-Sep-20	30-Sep-20	-381					CTS_Roof - Elevator Shaft 3 & 4: Pull Wire & Set Light Fixtures
CTS.28.20.126	CTS_SU Exterior - Entrance: Install - CCTV Cameras	5	21-Oct-19 A	30-Sep-20	-358					CTS_SU Exterior - Entrance: Install - CCTV Cameras
CTS.26.08.120	CTS_SU Level - Pre-Revenue Start up & Test MEP Equip	8	01-Oct-20	12-Oct-20	-381					CTS_SU Level - Pre-Revenue Start up & Test MEP Equip
CTS.28.20.275	CTS_SU 09 - Stair 5: Set & Hook up - CCTV Camera (1 each)	1	14-Oct-19 A	16-Oct-20	-355					CTS_SU 09 - Stair 5: Set & Hook up - CCTV Camera (1 each)
Electrical - Transportation		184	16-Dec-19 A	21-Aug-20	-355					
Architectural Finishes		394	26-Apr-19 A	06-Nov-20	-370					
Conveyances		77	06-Apr-20 A	13-Oct-20	-379					
HeadHouse		58	20-Apr-20 A	13-Oct-20	-379					
Cross Cut Cavern		77	06-Apr-20 A	02-Sep-20	-355					
Startup & Testing		30	19-Oct-20	27-Nov-20	-385					
No 13-Disp		1818	10-Jul-14 A	30-Dec-20	63					
Construction YBM Station P-1255		1782	10-Jul-14 A	29-Dec-20	64					
Concrete/Shotcrete		415	15-Oct-18 A	07-Sep-20	-355					
Electrical		43	01-May-20 A	25-Aug-20	-364					
Electrical - Transportation		322	28-May-19 A	06-Aug-20	-351					
HeadHouse		322	28-May-19 A	06-Aug-20	-351					
YBM.34.21.1095	YBM_IV 302 - Traction Power Rm: Set & Assemble - DC Switchgear	15	03-Jun-19 A	02-Jul-20	-359					YBM_IV 302 - Traction Power Rm: Set & Assemble - DC Switchgear
YBM.34.21.1185	YBM_IV 302 - Traction Power Rm: Install - AC Control Cable Tray	5	26-Jun-20	02-Jul-20	-344					YBM_IV 302 - Traction Power Rm: Install - AC Control Cable Tray
YBM.34.21.1085	YBM_IV 302 - Traction Power Rm: Install - Supervisory Panel SV01	5	28-May-19 A	02-Jul-20	-348					YBM_IV 302 - Traction Power Rm: Install - Supervisory Panel SV01
YBM.34.21.1175	YBM_IV 302 - Traction Power Rm: Install Conduit Between AC & DC Switchgear	2	03-Jul-20	06-Jul-20	-333					YBM_IV 302 - Traction Power Rm: Install Conduit Between AC & DC Switchgear
YBM.34.21.1195	YBM_IV 302 - Traction Power Rm: Pull & Terminate Power Cable Between AC & DC Switchgear	2	07-Jul-20	08-Jul-20	-333					YBM_IV 302 - Traction Power Rm: Pull & Terminate Power Cable Between AC & DC Switchgear
YBM.34.21.1145	YBM_IV 302 - Traction Power Rm: Install - DC Control Cable Tray	5	03-Jul-20	09-Jul-20	-339					YBM_IV 302 - Traction Power Rm: Install - DC Control Cable Tray
YBM.34.22.0370	YBM_IV 302 - Traction Power Rm: Pull - Traction Power Cables PS06 to PS02	2	13-Jul-20	14-Jul-20	-338					YBM_IV 302 - Traction Power Rm: Pull - Traction Power Cables PS06 to PS02
YBM.34.42.0165	Install Train Control Equipment - TCS/TCU Room	14	26-Jun-20	15-Jul-20	-328					Install Train Control Equipment - TCS/TCU Room
YBM.34.21.1165	YBM_IV 302 - Traction Power Rm: Terminations - DC Switchgear	10	03-Jul-20	16-Jul-20	-334					YBM_IV 302 - Traction Power Rm: Terminations - DC Switchgear
YBM.34.21.1235	YBM_IV 302 - Traction Power Rm: Pull Wire - DC Control	5	10-Jul-20	16-Jul-20	-339					YBM_IV 302 - Traction Power Rm: Pull Wire - DC Control
YBM.34.22.0390	YBM_IV 302 - Traction Power Rm: Pull - Traction Power Cables PS01 to PS04	2	17-Jul-20	20-Jul-20	-338					YBM_IV 302 - Traction Power Rm: Pull - Traction Power Cables PS01 to PS04
YBM.34.21.1125	YBM_IV 302 - Traction Power Rm: Install - Negative Feeder Cable Tray	5	17-Jul-20	23-Jul-20	-349					YBM_IV 302 - Traction Power Rm: Install - Negative Feeder Cable Tray
YBM.34.21.1205	YBM_IV 302 - Traction Power Rm: Pull & Terminate AC Control Cable	15	03-Jul-20	23-Jul-20	-344					YBM_IV 302 - Traction Power Rm: Pull & Terminate AC Control Cable
YBM.34.21.1245	YBM_IV 302 - Traction Power Rm: Terminate - DC Control	5	17-Jul-20	23-Jul-20	-339					YBM_IV 302 - Traction Power Rm: Terminate - DC Control
YBM.34.21.1255	YBM_IV 302 - Traction Power Rm: Pull Cable - Negative Feeder	5	24-Jul-20	30-Jul-20	-349					YBM_IV 302 - Traction Power Rm: Pull Cable - Negative Feeder
YBM.34.21.1265	YBM_IV 302 - Traction Power Rm: Terminations - Negative Feeder (By 1256)	5	31-Jul-20	06-Aug-20	-349					YBM_IV 302 - Traction Power Rm: Terminations - Negative Feeder (By 1256)
No 13-Location		24	03-Jul-20	05-Aug-20	-352					
YBM.34.22.0330	YBM_IV 302 - Traction Power Rm: Pull - Traction Power Cables Pullbox B-01 To PS03	2	03-Jul-20	06-Jul-20	-338					YBM_IV 302 - Traction Power Rm: Pull - Traction Power Cables Pullbox B-01 To PS03
YBM.34.22.0340	YBM_IV 302 - Traction Power Rm: Pull - Traction Power Cables Pullbox B02 To PS05	2	07-Jul-20	08-Jul-20	-338					YBM_IV 302 - Traction Power Rm: Pull - Traction Power Cables Pullbox B02 To PS05
YBM.34.22.0360	YBM_IV 302 - Traction Power Rm: Pull - Traction Power Cables Pullbox B-01 To PS06	2	09-Jul-20	10-Jul-20	-338					YBM_IV 302 - Traction Power Rm: Pull - Traction Power Cables Pullbox B-01 To PS06
YBM.34.21.1105	YBM_IV 302 - Traction Power Rm: Install - Supervisory Control Cable Tray	4	10-Jul-20	15-Jul-20	-353					YBM_IV 302 - Traction Power Rm: Install - Supervisory Control Cable Tray
YBM.34.22.0380	YBM_IV 302 - Traction Power Rm: Pull - Traction Power Cables Pullbox B02 To PS01	2	15-Jul-20	16-Jul-20	-338					YBM_IV 302 - Traction Power Rm: Pull - Traction Power Cables Pullbox B02 To PS01
YBM.34.21.1115	YBM_IV 302 - Traction Power Rm: Pull & Terminate - Supervisory Control Cable	15	16-Jul-20	05-Aug-20	-353					YBM_IV 302 - Traction Power Rm: Pull & Terminate - Supervisory Control Cable
Conveyances		189	06-Jan-20 A	15-Sep-20	-372					
Startup & Testing		40	16-Sep-20	10-Nov-20	-372					
No 13-Disp		1770	10-Jul-14 A	29-Dec-20	64					
Construction STS P-1256		1753	13-Jan-14 A	25-Feb-21	64					

Activity ID	Activity Name	Original Duration	Start	Finish	Total Float	2020			2021
						Q2	Q3	Q4	Q1
Concrete/Shotcrete		5	29-Jun-20	03-Jul-20	-310				
Tunnel Concrete		561	22-Jan-18 A	25-Aug-20	-332				
Electrical		1039	14-May-14 A	05-Nov-20	102				
Chinatown Station		61	30-Jun-20	22-Sep-20	-377				
Union Square Station		38	03-Jul-20	25-Aug-20	-357				
Moscone Station		31	15-Jul-20	26-Aug-20	-358				
Fourth/King Intersection		93	26-Feb-20 A	05-Aug-20	-343				
Fourth Street		751	17-Apr-17 A	16-Sep-20	-339				
Fifth Street		6	21-Aug-20	28-Aug-20	-380				
Fourth/Brannan Station		534	19-Feb-18 A	09-Oct-20	-372				
Harrison St		3	30-Jul-20	03-Aug-20	-369				
Bryant St		6	07-Jan-19 A	03-Sep-20	-369				
Brannan St		500	19-Jun-17 A	22-Sep-20	-387				
Townsend St		39	30-Dec-19 A	25-Sep-20	-380				
HeadHouse		2	03-Jul-20	06-Jul-20	-321				
North Concourse - Stockton St		5	13-Jul-20	17-Jul-20	-340				
Northbound Tunnel or Trackway		1039	20-Apr-16 A	05-Nov-20	-375				
Southbound Tunnel or Trackway		938	21-Apr-16 A	28-Oct-20	108				
STS.34.42.0690	STS_Install: Train Control - Remote Feed Boxes- SB Portal to Moscone	1	26-Jun-20	26-Jun-20	-320				
STS.08.12.140	STS_Install: Blast Resistant Metal Doors\Frames SB Cross Passage #1	3	08-Jun-20 A	28-Jun-20	-452				
STS.08.12.150	STS_Install: Blast Resistant Metal Doors\Frames SB Cross Passage #2	3	08-Jun-20 A	28-Jun-20	-395				
STS.08.12.160	STS_Install: Blast Resistant Metal Doors\Frames SB Cross Passage #3	3	01-Jun-20 A	28-Jun-20	-452				
STS.08.12.170	STS_Install: Blast Resistant Metal Doors\Frames SB Cross Passage #4	3	06-Jul-20 A	28-Jun-20	-452				
STS.08.12.180	STS_Install: Blast Resistant Metal Doors\Frames SB Cross Passage #5	3	15-Jun-20 A	28-Jun-20	-452				
STS.34.42.1070	STS_Install: Train Control - Remote Feed Boxes/Track Heads SB Moscone to Union Square	1	29-Jun-20	29-Jun-20	-320				
STS.34.42.1440	STS_Install: Train Control - Remote Feed Boxes- SB Union Square to Chinatown	1	29-Jun-20	30-Jun-20	-320				
STS.26.05.1370	STS_Install: Tunnel Electrical -Lighting Fixtures - SB Chinatown to North Limits	5	27-May-20 A	02-Jul-20	189				
STS.34.42.1060	STS_Install: Train Control - Axle Counter Electronics Boxes/Track Heads SB Moscone to Union Square	6	26-Jun-20	03-Jul-20	-329				
STS.34.42.0600	STS_Install: Train Control - Train Control Signals - SB Portal to Moscone	6	30-Jun-20	07-Jul-20	-349				
STS.34.42.2310	STS_Install: Train Control - Train Control Conduit - & JB's SB Portal To Moscone	4	20-Mar-17 A	09-Jul-20	-378				
STS.26.05.1290	STS_Install: Tunnel Electrical - Electrical Lighting Conduit & JB's - SB Chinatown to North Limits	4	29-May-20 A	09-Jul-20	184				
STS.34.42.1800	STS_Install: Train Control - Axle Counter Electronics Boxes/Track Heads SB Union Square to Chinatown	6	03-Jul-20	13-Jul-20	-329				
STS.26.05.1715	STS_Install: Tunnel Electrical - Traction Power Connection Boxes/OCS Risers SB17- SB Chinatown To	2	05-Aug-19 A	13-Jul-20	-329				
STS.34.42.0710	STS_Install: Train Control - SB ATSC Entry Point Signage - Portal	1	15-Jul-20	15-Jul-20	-331				
STS.34.42.0980	STS_Install: Train Control - Train Control Signals - SB Moscone to Union Square	6	08-Jul-20	15-Jul-20	-349				
STS.34.42.1090	STS_Install: Train Control - SB ATSC Entry Point Signage - Moscone	1	16-Jul-20	16-Jul-20	-331				
STS.28.20.1810	STS_Install: Tunnel Electrical - CCTV Cameras - SB Chinatown to North Limits	2	15-Jul-20	16-Jul-20	-330				
STS.34.42.1460	STS_Install: Train Control - SB ATSC Entry Point Signage - Union Square	1	17-Jul-20	17-Jul-20	-331				
STS.34.42.1820	STS_Install: Train Control - SB ATSC Entry Point Signage - Chinatown	1	20-Jul-20	20-Jul-20	-331				
STS.34.42.2330	STS_Install: Train Control - Train Control Pull ATSC Wire & Cable SB Portal To Moscone	4	15-Jul-20	20-Jul-20	-359				
STS.34.42.1720	STS_Install: Train Control - Train Control Signals - SB Union Square to Chinatown	6	16-Jul-20	23-Jul-20	-349				
STS.34.42.1810	STS_Install: Train Control - Remote Feed Boxes- SB Chinatown to North Limits	1	24-Jul-20	24-Jul-20	-337				
STS.34.42.1430	STS_Install: Train Control - Axle Counter Electronics Boxes/Track Heads SB Chinatown to North Limi	1	24-Jul-20	24-Jul-20	-337				
STS.26.05.3870	STS_Install: Tunnel Electrical - Pull/Terminate Power & Lighting - SB Moscone to Union Square	5	21-Jul-20	27-Jul-20	-352				
STS.26.05.1010	STS_Install: Tunnel Electrical - Emerg Tel/SFFD Tel/Blue Lights - SB Moscone to Union Square	3	24-Jul-20	28-Jul-20	-352				
STS.34.42.1350	STS_Install: Train Control - Train Control Signals - SB Chinatown to North Limits	3	24-Jul-20	28-Jul-20	-339				
STS.34.23.1410	STS_Install: Tunnel Electrical - OCS Catenary Hangers - SB Chinatown to North Limits	5	09-Mar-20 A	30-Jul-20	-349				
STS.34.22.3170	STS_Install: Tunnel Electrical - Pull/Terminate OCS Riser Cable - PFCB SB09 To SB05 - UMS To MC	3	28-Jul-20	30-Jul-20	-389				
STS.34.22.3010	STS_Install: Tunnel Electrical - Pull/Terminate Traction Power Cable - PFCB SB04 To PS-02 - MOS I	4	28-Jul-20	31-Jul-20	-395				
STS.34.23.1400	STS_Install: Tunnel Electrical - OCS Elastic Arm Assemblies - SB Chinatown to North Limits	1	31-Jul-20	31-Jul-20	-345				
STS.26.05.3820	STS_Install: Tunnel Electrical - Pull & Terminate Emerg Tel/SFFD Tel/Blue Lights - SB Moscone to U	3	29-Jul-20	31-Jul-20	-340				
STS.26.05.3880	STS_Install: Tunnel Electrical - Pull/Terminate Power & Lighting - SB Union Square to Chinatown	5	05-Jun-20 A	03-Aug-20	167				

Activity ID	Activity Name	Original Duration	Start	Finish	Total Float	2020			2021
						Q2	Q3	Q4	Q1
STS.34.22.3190	STS_Install: Tunnel Electrical - Pull/Terminate OCS Riser Cable - PFCB SB05 To PS-03 - MOS Nort	1	03-Aug-20	03-Aug-20	170				STS_Install: Tunnel Electrical - Pull/Terminate OCS Riser Cable - PFCB SB05 To PS-03 - MO
STS.34.23.2000	STS_Install: Tunnel Electrical - OCS Steady Arm Assemblies - SB Chinatown to North Limits	5	31-Jul-20	06-Aug-20	-349				STS_Install: Tunnel Electrical - OCS Steady Arm Assemblies - SB Chinatown to North Limit
STS.26.05.3890	STS_Install: Tunnel Electrical - Pull/Terminate Power & Lighting - SB Chinatown to North Limits	3	04-Aug-20	06-Aug-20	167				STS_Install: Tunnel Electrical - Pull/Terminate Power & Lighting - SB Chinatown to North Lin
STS.34.22.2980	STS_Install: Tunnel Electrical - Pull/Terminate Traction Power Cable - PFCB SB09 To SB05 - UMS Tc	10	27-Jul-20	07-Aug-20	-395				STS_Install: Tunnel Electrical - Pull/Terminate Traction Power Cable - PFCB SB09 To SB05
STS.34.22.3160	STS_Install: Tunnel Electrical - Pull/Terminate OCS Riser Cable - PS-06 To PFCB SB09 - UMS Sour	1	10-Aug-20	10-Aug-20	-395				STS_Install: Tunnel Electrical - Pull/Terminate OCS Riser Cable - PS-06 To PFCB SB09 -
STS.34.22.2970	STS_Install: Tunnel Electrical - Pull/Terminate Traction Power Cable - PS-06 To PFCB SB09 - UMS	2	01-Jun-20 A	11-Aug-20	-395				STS_Install: Tunnel Electrical - Pull/Terminate Traction Power Cable - PS-06 To PFCB SB
STS.34.23.1900	STS_Install: Tunnel Electrical - OCS Wires, Spacers, Insulators - SB Moscone to Union Square	14	23-Jul-20	11-Aug-20	-359				STS_Install: Tunnel Electrical - OCS Wires, Spacers, Insulators - SB Moscone to Union S
STS.34.22.3150	STS_Install: Tunnel Electrical - Pull/Terminate OCS Riser Cable - PFCB SB10 To PS-03 - UMS Nort	1	12-Aug-20	12-Aug-20	-395				STS_Install: Tunnel Electrical - Pull/Terminate OCS Riser Cable - PFCB SB10 To PS-03
STS.34.42.2300	STS_Install: Train Control - Train Control Conduit - & JB's SB Moscone to Union Square	13	12-Mar-18 A	14-Aug-20	-378				STS_Install: Train Control - Train Control Conduit - & JB's SB Moscone to Union Square
STS.34.22.2960	STS_Install: Tunnel Electrical - Pull/Terminate Traction Power Cable - PFCB SB10 To PS-03 - UMS	2	13-Aug-20	14-Aug-20	-395				STS_Install: Tunnel Electrical - Pull/Terminate Traction Power Cable - PFCB SB10 To PS
STS.26.05.1750	STS_Install: Tunnel Electrical - Emerg Tel/SFFD Tel/Blue Lights - SB Union Square to Chinatown	3	14-Aug-20	18-Aug-20	-355				STS_Install: Tunnel Electrical - Emerg Tel/SFFD Tel/Blue Lights - SB Union Square to
STS.34.23.1920	STS_Install: Tunnel Electrical - OCS Wires, Spacers, Insulators - SB Union Square to Chinatown	12	05-Aug-20	20-Aug-20	-359				STS_Install: Tunnel Electrical - OCS Wires, Spacers, Insulators - SB Union Square to
STS.26.05.3830	STS_Install: Tunnel Electrical - Pull & Terminate Emerg Tel/SFFD Tel/Blue Lights - SB Union Square	3	19-Aug-20	21-Aug-20	-355				STS_Install: Tunnel Electrical - Pull & Terminate Emerg Tel/SFFD Tel/Blue Lights - SB
STS.26.05.1310	STS_Install: Tunnel Electrical - Telephone Conduit - & JB's SB Chinatown to North Limits	7	27-May-20 A	24-Aug-20	-357				STS_Install: Tunnel Electrical - Telephone Conduit - & JB's SB Chinatown to North
STS.28.20.1320	STS_Install: Tunnel Electrical - CCTV Conduit - & JB's SB Chinatown to North Limits	16	27-May-20 A	24-Aug-20	-357				STS_Install: Tunnel Electrical - CCTV Conduit - & JB's SB Chinatown to North Limi
STS.28.20.1850	STS_Install: Tunnel Electrical - CCTV Pull Wire & Terminate SB Chinatown to North Limits	1	25-Aug-20	25-Aug-20	-357				STS_Install: Tunnel Electrical - CCTV Pull Wire & Terminate SB Chinatown to North
STS.26.05.1380	STS_Install: Tunnel Electrical - Emerg Tel/SFFD Tel/Blue Lights - SB Chinatown to North Limits	2	25-Aug-20	26-Aug-20	-357				STS_Install: Tunnel Electrical - Emerg Tel/SFFD Tel/Blue Lights - SB Chinatown to
STS.34.23.1890	STS_Install: Tunnel Electrical - OCS Wires, Spacers, Insulators - SB Chinatown to North Limits	5	21-Aug-20	27-Aug-20	-359				STS_Install: Tunnel Electrical - OCS Wires, Spacers, Insulators - SB Chinatown to
STS.34.42.2320	STS_Install: Train Control - Train Control Conduit - & JB's SB Union Square to Chinatown	14	21-Apr-16 A	28-Aug-20	-375				STS_Install: Train Control - Train Control Conduit - & JB's SB Union Square to C
STS.26.05.3840	STS_Install: Tunnel Electrical - Pull & Terminate Emerg Tel/SFFD Tel/Blue Lights - SB Chinatown to	2	27-Aug-20	28-Aug-20	-357				STS_Install: Tunnel Electrical - Pull & Terminate Emerg Tel/SFFD Tel/Blue Lights
STS.34.22.2950	STS_Install: Tunnel Electrical - Pull/Terminate Traction Power Cable - PFCB SB16 To SB10 - CTS T	15	01-Jun-20 A	02-Sep-20	-395				STS_Install: Tunnel Electrical - Pull/Terminate Traction Power Cable - PFCB SB
STS.34.22.3140	STS_Install: Tunnel Electrical - Pull/Terminate OCS Riser Cable - PFCB SB16 To SB10 - CTS To U	3	31-Aug-20	02-Sep-20	-370				STS_Install: Tunnel Electrical - Pull/Terminate OCS Riser Cable - PFCB SB16 T
STS.34.42.2340	STS_Install: Train Control - Train Control Pull ATSC Wire & Cable SB Moscone to Union Square	13	17-Aug-20	02-Sep-20	-378				STS_Install: Train Control - Train Control Pull ATSC Wire & Cable SB Moscone
STS.34.42.2290	STS_Install: Train Control - Train Control Conduit - & JB's SB Chinatown to North Limits	5	31-Aug-20	04-Sep-20	-367				STS_Install: Train Control - Train Control Conduit - & JB's SB Chinatown to N
STS.34.22.2940	STS_Install: Tunnel Electrical - Pull/Terminate Traction Power Cable - PS-8 To PFCB SB16 - CTS So	3	03-Sep-20	07-Sep-20	-370				STS_Install: Tunnel Electrical - Pull/Terminate Traction Power Cable - PS-8 T
STS.34.42.0580	STS_Install: Train Control - Train Control Cable Loop System SB Portal To Moscone	4	13-May-19 A	08-Sep-20	-395				STS_Install: Train Control - Train Control Cable Loop System SB Portal To M
STS.34.22.3130	STS_Install: Tunnel Electrical - Pull/Terminate OCS Riser Cable - PS-8 To PFCB SB16 - CTS South	1	08-Sep-20	08-Sep-20	-370				STS_Install: Tunnel Electrical - Pull/Terminate OCS Riser Cable - PS-8 To PF
STS.34.22.2930	STS_Install: Tunnel Electrical - Pull/Terminate Traction Power Cable - PFCB SB17 To PS-5 - Chinat	2	09-Sep-20	10-Sep-20	-370				STS_Install: Tunnel Electrical - Pull/Terminate Traction Power Cable - PFCB
STS.34.22.3120	STS_Install: Tunnel Electrical - Pull/Terminate OCS Riser Cable - PFCB SB17 To PS-5 - Chinatown	1	11-Sep-20	11-Sep-20	-370				STS_Install: Tunnel Electrical - Pull/Terminate OCS Riser Cable - PFCB SB
STS.34.42.2360	STS_Install: Train Control - Train Control Pull ATSC Wire & Cable SB Union Square to Chinatown	13	03-Sep-20	21-Sep-20	-378				STS_Install: Train Control - Train Control Pull ATSC Wire & Cable SB U
STS.34.42.2350	STS_Install: Train Control - Train Control Pull ATSC Wire & Cable SB Chinatown to North Limits	2	22-Sep-20	23-Sep-20	-378				STS_Install: Train Control - Train Control Pull ATSC Wire & Cable SB
STS.34.42.0960	STS_Install: Train Control - Train Control Cable Loop System SB Moscone to Union Square	12	09-Sep-20	24-Sep-20	-395				STS_Install: Train Control - Train Control Cable Loop System SB M
STS.27.32.1790	STS_Install: Tunnel Electrical - Radiax Cable SB Portal To Moscone	5	25-Sep-20	01-Oct-20	-363				STS_Install: Tunnel Electrical - Radiax Cable SB Portal To Mos
STS.27.32.1800	STS_Install: Tunnel Electrical - Radiax Cable SB Moscone to Union Square	7	02-Oct-20	12-Oct-20	-363				STS_Install: Tunnel Electrical - Radiax Cable SB Moscone
STS.34.42.1700	STS_Install: Train Control - Train Control Cable Loop System SB Union Square to Chinatown	14	25-Sep-20	14-Oct-20	-395				STS_Install: Train Control - Train Control Cable Loop Syst
STS.34.42.1330	STS_Install: Train Control - Train Control Cable Loop System SB Chinatown to North Limits	2	15-Oct-20	16-Oct-20	-395				STS_Install: Train Control - Train Control Cable Loop Syst
STS.27.32.1780	STS_Install: Tunnel Electrical - Radiax Cable SB Union Square to Chinatown	7	13-Oct-20	21-Oct-20	-363				STS_Install: Tunnel Electrical - Radiax Cable SB Union
STS.27.32.1810	STS_Install: Tunnel Electrical - Radiax Cable SB Chinatown to North Limits	5	22-Oct-20	28-Oct-20	-363				STS_Install: Tunnel Electrical - Radiax Cable SB C
Tunnel Portal		5	15-Jul-20	21-Jul-20	-347				
King Substation (Traction Power)		10	10-Jul-20	23-Jul-20	-359				
Power Control Center (Near Bryant/Alameda)		25	24-Jul-20	27-Aug-20	-359				
No 13-Location		758	14-May-14 A	09-Oct-20	106				
Electrical - Transportation		10	26-Jun-20	09-Jul-20	-285				
Trackwork		5	10-Jun-19 A	08-Jul-20	-323				
Startup & Testing		40	15-Feb-21 A	29-Dec-20	-407				
No 13-Disp		1753	13-Jan-14 A	25-Feb-21	64				
Unallocated Contingency		378	26-Jun-20	28-Dec-21	-397				

Appendix C

PROJECT SCOPE AND FUNDING OVERVIEW

Project Overview

The Central Subway Project will construct a modern, efficient light-rail line that will improve public transit in San Francisco. This new 1.7-mile extension of Muni's T Third Line will provide direct connections to major retail, sporting and cultural venues while efficiently transporting people to jobs, educational opportunities and other amenities throughout the city.

The Central Subway Project is Phase 2 of the San Francisco Municipal Transportation Agency's (SFMTA) Third Street Light Rail Transit Project. Phase 1 of the project constructed a 5.1-mile light-rail line along the densely populated 3rd Street corridor. It began revenue service in April 2007, restoring light-rail service to a high transit-ridership area of San Francisco for the first time in 50 years.

The Central Subway Project will extend the T Third Line from the 4th Street Caltrain Station to Chinatown, providing a direct, rapid transit link from the Bayshore and Mission Bay areas to SoMa, Union Square and downtown.

Four new stations will be built along the 1.7-mile project alignment—an above-ground station at 4th and Brannan streets and three underground stations at Moscone Center, Union Square and Chinatown.

The Central Subway will run through the burgeoning technology and digital-media hub in SoMa, where dozens of companies have taken up residence along the 4th Street corridor. Increased



Project Overview - continued

transit options will attract new employers – the Central Subway makes travel more convenient throughout the corridor and improves connections to downtown, local and regional rail and the Muni bus system.

The Central Subway Project will contribute to San Francisco’s economic competitiveness and help secure the city’s status of a regional, national and global hub. It will provide a pollution-free transit option that will reduce the environmental impact of transportation in the city, save natural resources, reduce traffic congestion and improve public transit for thousands of San Franciscans.

Funding Overview

The Central Subway Project is funded by the federal government, the State of California, the Metropolitan Transportation Commission, the San Francisco County Transportation Authority (SFCTA) and the City and County of San Francisco.

The majority of funding for the Central Subway Project is expected to be provided by the Federal Transit Administration’s (FTA) New Starts program, with a total commitment over the life of the project of \$942.2 million. To date, \$41 million in Department of Transportation Congestion Mitigation and Air Quality Improvement Program funds have been committed and expended.

With the addition in the December 2013 MPR of work to relocate the retrieval site for two tunnel boring machines (TBMs), the SFMTA’s baseline budget for the Central Subway Project is \$1.588 billion. In total, about half of the Third Street Light Rail Transit Project’s funding is from federal sources, with the remaining half from state and local sources. This is in line with the expectations of the FTA for New Starts-financed programs.

The table below summarizes the local, state and federal fund sources for both phases of the T Third Line including with the addition of the retrieval shaft to the Phase 2 totals.

	T Third (Phase 1)	Central Subway (Phase 2 + Retrieval Shaft Relocation)	Total (Phase 1 + Phase 2 + Retrieval Shaft Relocation)	Percentage of Total
Federal	\$123.380	\$983.225	\$1,106.605	49.5%
State	\$160.700	\$471.100	\$631.800	28.2%
Local	\$364.380	\$133.675	\$498.055	22.3%
Total	\$648.460	\$1,588.000	\$2,236.460	100.0%

All amounts in millions of dollars

The six charts that follow summarize use of fund sources by phase and with the addition of the retrieval shaft relocation additional budget and funding:

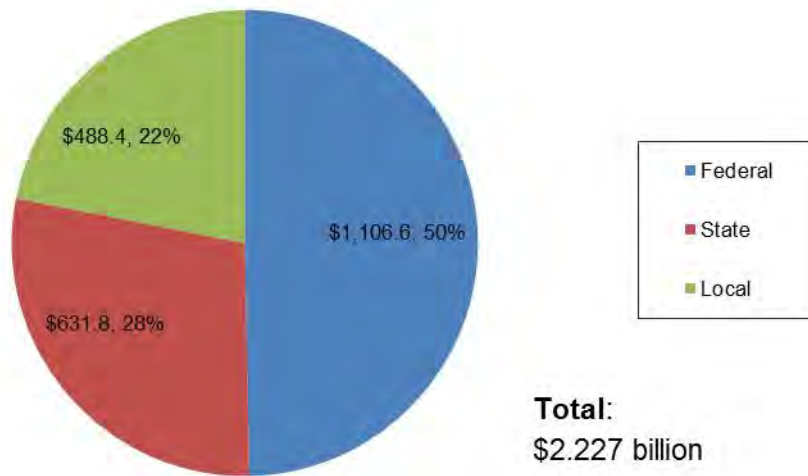
- Phase 1 + Phase 2 of the T Third Line federal, state and local funding percentages previous to the addition of the retrieval shaft relocation budget and funding in December 2013.

Funding Overview - continued

- Phase 2 Central Subway Project only total funding source percentages previous to the addition of the retrieval shaft relocation budget and funding.
- Phase 2 Central Subway Project only detail of the six State and Local funding sources previous to the addition of the retrieval shaft relocation.
- The next three charts that follow are the above three data sets above with the retrieval shaft relocation budget and funding added to the overall presentation.

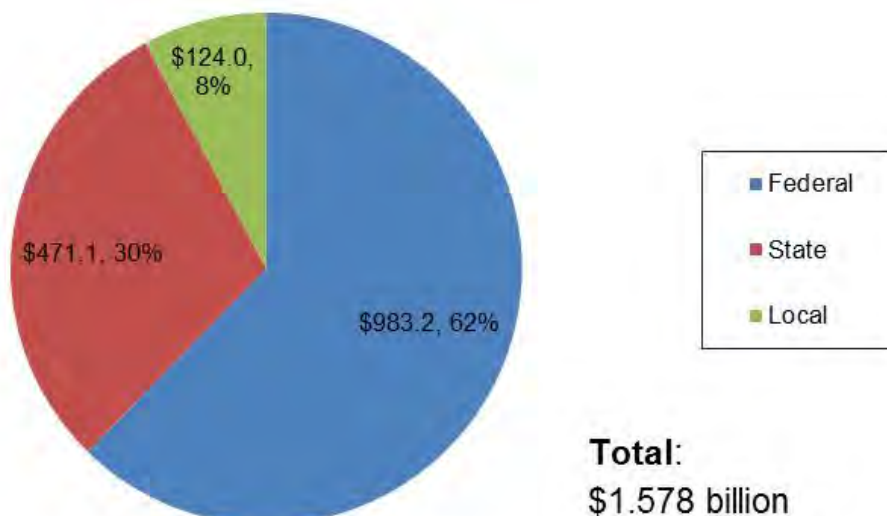
Third Street Light Rail Transit Project Funding

Phase 1 + Phase 2
(\$ in millions)



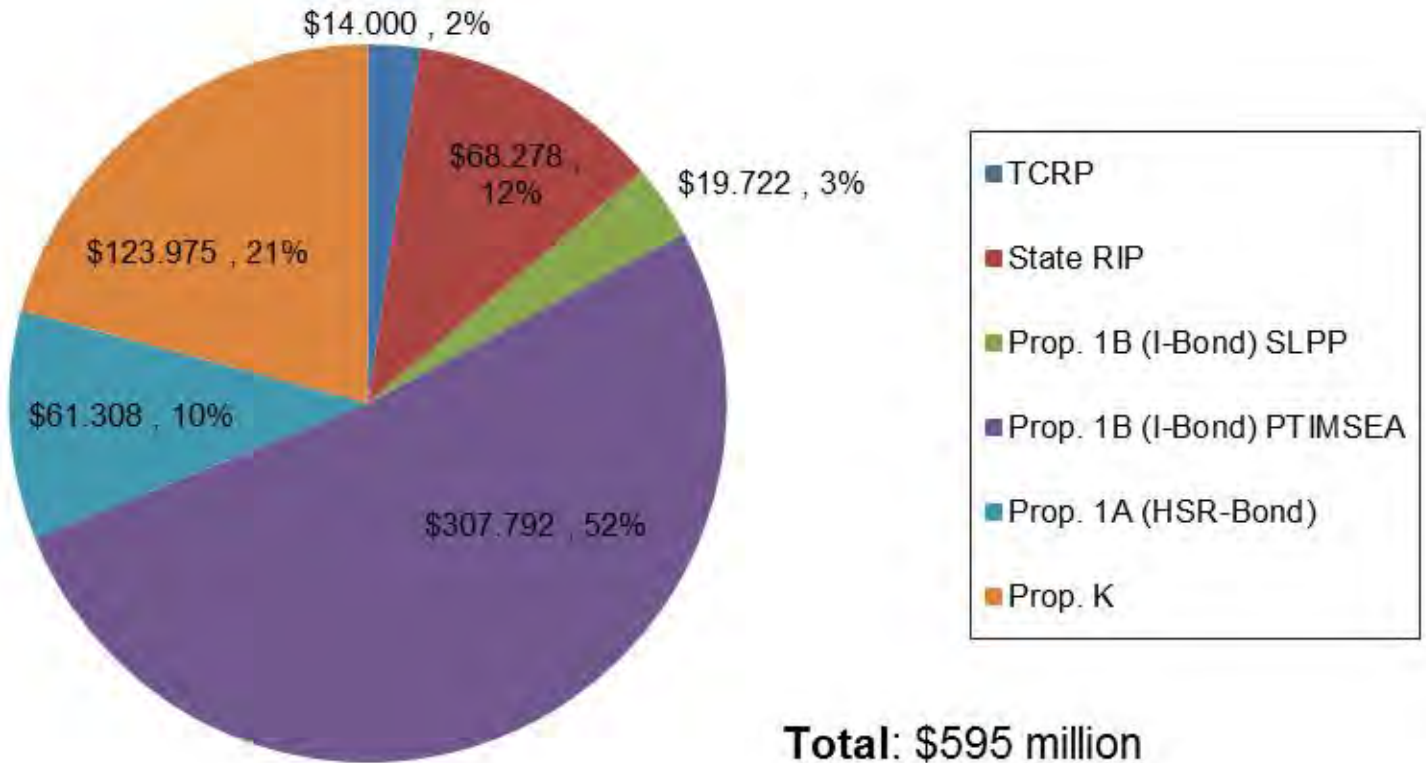
Central Subway Project Funding

Phase 2
(\$ in millions)



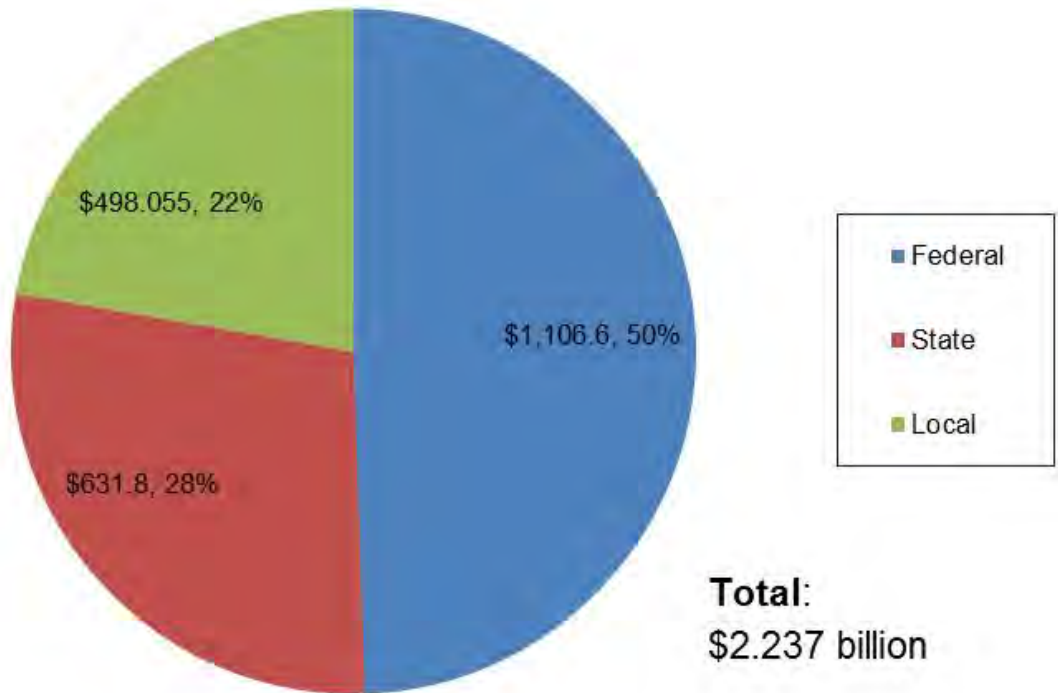
State and Local Funding

Phase 2
(\$ in millions)



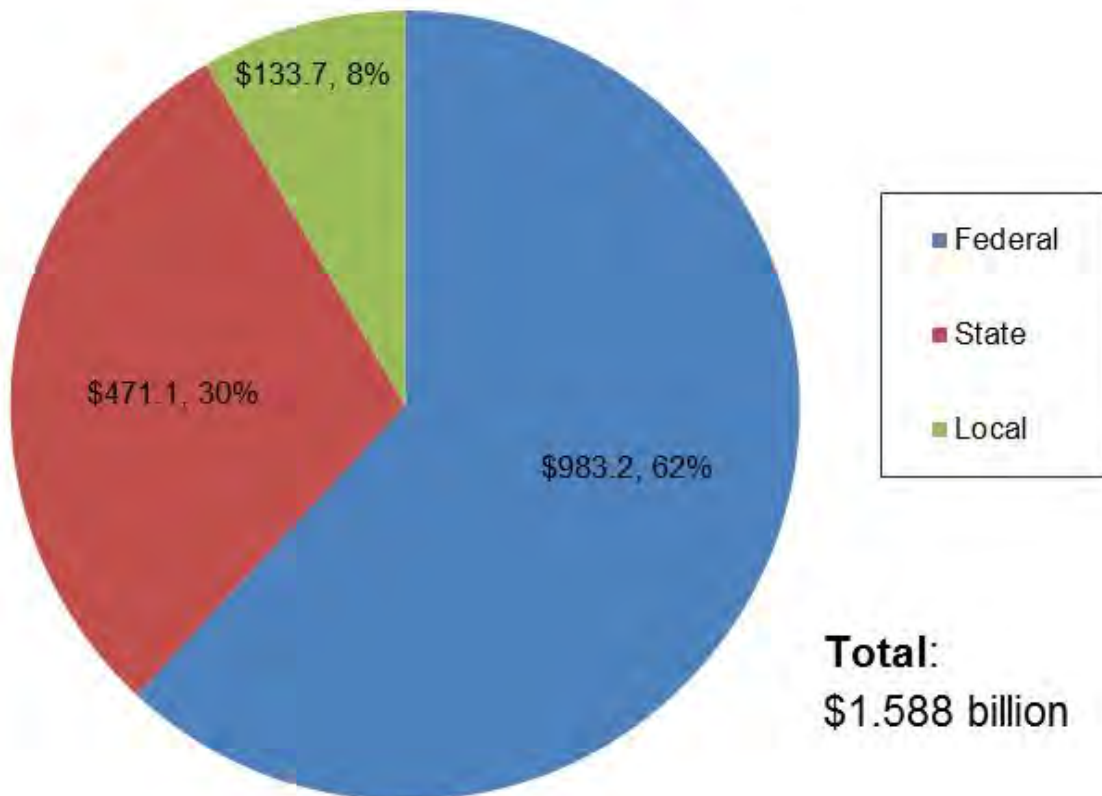
Third Street Light Rail Transit Project Funding

Phase 1 + Phase 2 + Retrieval Shaft Relocation
(\$ in millions)

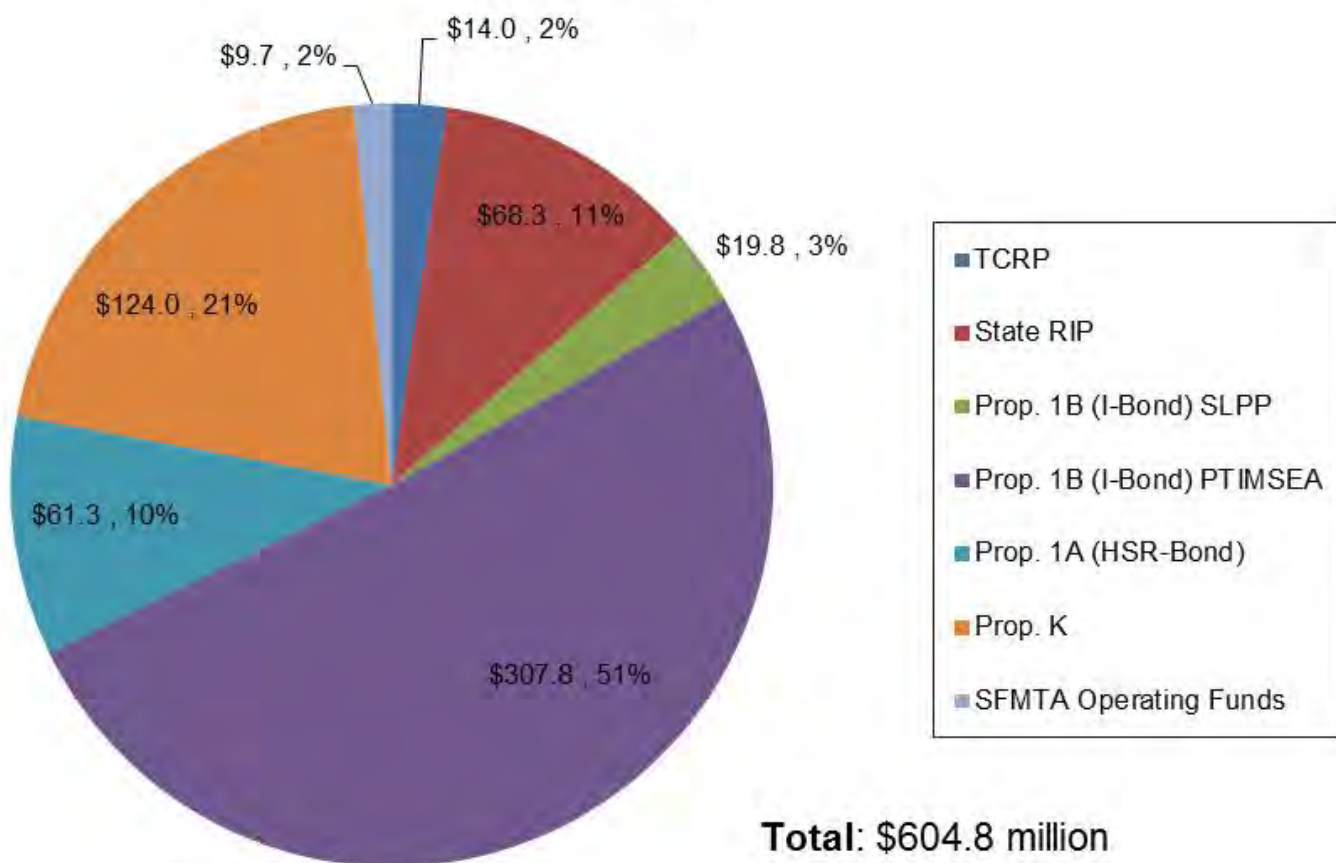


Central Subway Project Funding

Phase 2 + Retrieval Shaft Relocation
(\$ in millions)



State and Local Funding Phase 2 + Retrieval Shaft Relocation (\$ in millions)



Appendix D

COMPLETED CONTRACTS

Moscone Station and Portal Utility Relocation

Contract 1250

Contractor: Synergy Project Management, Inc.

Budget/Expenditures

Category	Amount
Original Budget	\$11,227,316
Expenditures Final	\$11,968,150
Utility Reimbursements	(\$2,275,419)
Final Program Cost	\$9,692,731
Budget Impact (Underrun)	(\$1,534,585)

Contract Details

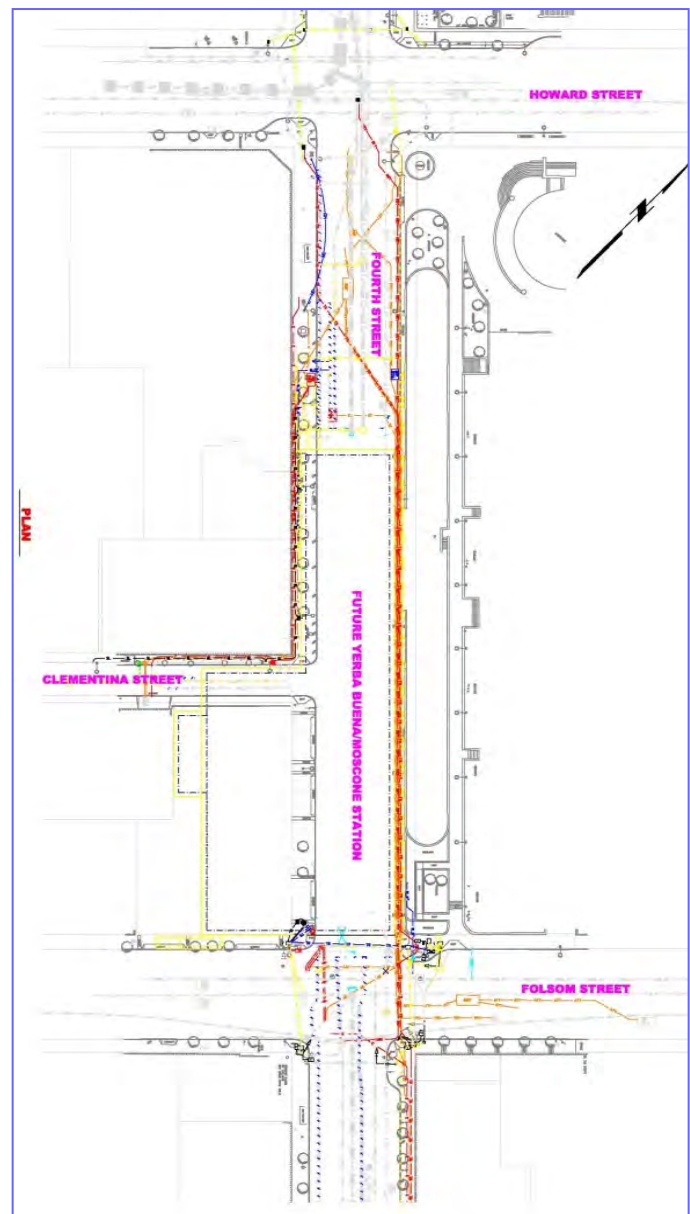
Contract Awarded:	November 17, 2009
Notice to Proceed:	January 4, 2010
Substantial Completion:	June 23, 2011
Contract Award Value:	\$ 9,273,939
Modifications Final :	\$ 2,694,211
Final Contract Value:	\$11,968,150

Status

- Work complete
- Project closeout administration and documentation
- Final Completion Date: June 23, 2011

Description

This project relocates utilities within the footprint of the proposed Yerba Buena/Moscone Station and the 4th Street Portal where the tunnel boring machines will descend underground. Also included is installation of building protections and monitoring of buildings adjacent to utility trenches.



Union Square/Market Street Station Utility Relocation

Contract 1251

Contractor: Synergy Project Management, Inc.

Budget/Expenditures	
Category	Amount
Original Budget	\$22,199,847
Expenditures Final	\$20,669,081
Utility Reimbursements	(7,413,510)
Final Program Costs	\$13,176,169
Budget Impact (Underrun)	(9,023,678)


Contract Details	
Contract Awarded:	December 7, 2010
Notice to Proceed:	January 12, 2011
Substantial Completion:	August 16, 2012
Contract Award Value:	\$16,832,550
Modifications Final:	\$3,836,531
Final Contract Value:	\$20,669,081

Status

- Final completion on October 15, 2012
- Completed punch list work
- Project Final Acceptance on November 15, 2013
- Completed final construction contract administrative closeout in June 2017

Description

This project relocates utilities for the Union Square/Market Street Station and temporarily reroutes existing trolley coach lines around the construction.



Central Subway Pagoda Palace Demolition

Contract 1277 Contractor: MH Construction

Work Description

Demolish and clear the former Pagoda Theater for use the site to recover the tunnel boring machines when tunnels are completed in 2015. Locate and supply contractor facilities and installations. Obtain permits and approvals and coordinate work with City agencies and utility companies. Furnish and install signs and distribute notices to the local community prior to commencing with construction, cleanup and remove of debris from the site.

- Contract funded by SFMTA Operating funds
- Work was substantially completed September 24, 2013
- Completed administrative closeout in June 2016

Budget/Expenditures	
Category	Amount
Current Budget	\$648,976
Expenditures to Date	\$648,976

Contract Details	
Contract Awarded:	June 12, 2013
Notice to Proceed:	July 15, 2013
Substantial Completion:	Sept. 24, 2013
Contract Award Value:	\$498,995
Modifications to Date:	\$149,981
Current Contract Value:	\$648,976



Central Subway Tunneling

Contract 1252 Contractor: Barnard Impregilo Healy Joint Venture

Description of Work

1.5-mile twin bore tunnels from Hwy I-80 to North Beach using two tunnel boring machines (TBMs). Contractor procurement and installation of the TBMs; construction of the TBM launch box and retrieval shaft excavation support; Yerba Buena/Moscone Station and Union Square/Market Street Station end walls; tunnel excavation and installation of precast segmental lining, the 4th Street portal transition to the surface and cross passages. Throughout, settlement monitoring and protection of existing utilities, buildings and BART tunnels.

Status

- Final Completion Date: May 15, 2015
- Completed administrative closeout in November 2018

Budget/Expenditures	
Category	Amount
Current Budget	\$239,973,354
Other Project Budget	\$5,150,000
Other Offset Credits	\$1,312,101
Expenditures Final	\$233,511,253

Contract Details	
Contract Awarded:	June 28, 2011
Notice to Proceed 1:	January 27, 2012
Notice to Proceed 2:	March 14, 2012
Partial NTP 3:	April 12, 2012
Notice to Proceed 3:	October 15, 2012
Substantial Completion:	April 15, 2015
Contract Award Value:	\$233,584,015
Modifications to Date:	\$6,389,339
Final Contract Value:	\$239,973,354



Appendix E

SBE PARTICIPATION

Quarterly Report

Current Report: January 2020 to March 2020

PROGRAM SUPPORT CONTRACTS – SBE PARTICIPATION

Appendix E presents the Central Subway Program Small Business Enterprise or SBE goals and the actual SBE participation achieved to date – as of March 31, 2020.¹

CS Program SBE Summary Table for Professional Services and Construction Contracts

The summary compares the dollar value of the Base Contracts, the SBE Contract Goals, the percent and dollar value expended to date and the SBE actual participation to date.

Appendix E - Monthly Progress Report - Reported Quarterly in 2020

CS Program SBE Summary Table for Professional Services and Construction Contracts

			A	B	C	D	E	F	G	
Contract No.	Contractor	Services/Segment	Contract Amount	SFMTA SBE Contract Goal	Contract Expenditure to Date (Est.)	SBE Actual to Date	SBE Contract \$s = A * B	SBE Amount to Date = C * D	Contractor's SBE Goal (in Bid)	
A Project Professional Services Contracts			<i>millions</i>		<i>millions</i>		<i>millions</i>	<i>millions</i>		
1	149	CS Partnership	Project Management	\$97.72	30%	\$91.11	31.8%	\$29.31	\$28.95	31.4%
2	156	Hill International	Project Controls Task 1	\$17.11	26%	\$10.12	29.3%	\$4.45	\$2.96	26.0%
3	155-1	PB Telemon	Tunnels Design	\$7.94	30%	\$7.90	30.2%	\$2.38	\$2.39	31.6%
4	155-2	CS Design Group	Stations Design	\$47.90	30%	\$46.83	30.0%	\$14.37	\$14.05	36.4%
5	155-3	HNTB, Inc.- B&C	Systems, Track & Surface Station Design	\$17.23	30%	\$17.15	25.7%	\$5.17	\$4.41	30.0%
Subtotal Professional Services			\$187.90		\$173.11		\$55.69	\$52.75		
B Project Construction Contracts			<i>millions</i>		<i>millions</i>		<i>millions</i>	<i>millions</i>		
1	1250	Synergy Inc	Utility Relocation 1	\$11.97	20%	\$11.97	97.2%	\$2.39	\$11.63	96.4%
2	1251	Synergy Inc	Utility Relocation 2	\$20.70	20%	\$20.70	87.4%	\$4.14	\$18.10	94.9%
3	1252	BIH	Tunnels and Portal - in Construction	\$239.97	6%	239.97	5.8%	\$14.40	\$13.88	6.1%
4	1277	MH Construction	Pagoda Demolition	\$0.65	100%	\$0.65	100.0%	\$0.65	\$0.65	100.0%
5	1300	Tutor-Perini	Stations/Track/Systems - in Construction	888.28	20%	\$854.74	19.9%	\$177.66	\$170.10	25.5%
Subtotal Construction Contracts			\$1,161.57		\$1,128.03		\$199.24	\$214.35		
Contract	Contractor	Services/Segment	Base Contract	SFMTA Goal	Expenditures	SBE Actual	= A * B	= C * D	Bid Goal	
			A	B	C	D	E	F	G	

SBE Summary Table Notes and Sources:

- a) Column A is the base contract amount awarded. Column B is the Agency SBE goal percent for each contract awarded.

The SFMTA SBE Contract Goals are also on the Central Subway web site under the listing of on-going contracts – see “**Closed and Awarded Contracts**” at this link:

<http://centralsubwaysf.com/content/closed-and-awarded-contracts>

- b) Column C shows each contract’s current amount expended to date (estimated) including accruals. Column D is the actual SBE percent level of each contract based on payments to date.

Column E is the expected SBE dollar amount when the contract amount is completed and the SFMTA SBE goal achieved using this calculation: Columns A * B = Column E, the SBE Expected

¹ An SBE is a for-profit, small business concern with a three (3) year average gross revenue not exceeding \$14 million or \$12 million, depending on the scope of work to be performed, that is certified under any of the following programs: the State of California’s Small Business Program with the Department of General Services (“State Program”), the City and County of San Francisco’s LBE Program (“City Program”), or the California Unified Certification Program (“Federal DBE program”).

\$ Amount.

Column F is the actual SBE dollar amount out of the total contract expenditure to date:

Columns C * D = Column F, the SBE Expended \$ Amount.

The source of the SBE Actual percent to date and dollar amounts are Progress Payment Applications and Contractor's monthly submittals that may include the current estimated accruals.

The BIH SBE percent is from the contractor's progress payment #40, Form 6.

- c) Column G, the Contractor's SBE Goal in the submitted bid, is background information that is not calculated in the table. The table source of the Contractor's SBE Goals is from the SFMTA Contract Compliance Office. A Contractor's SBE goal in the bid is one source used by SFMTA Contract Compliance to assess and propose the Agency's SBE goal for a contract.
- d) The three construction contracts shown in **bold type, 1250, 1251 and 1277**, with gray background, are completed contracts. Little to no changes will be shown in future reports.
- e) The SBE Hill International Actual to Date SBE participation is 29.3% for the overall SFMTA contract. The Hill International data is for the Central Subway Task 1 portion of the Hill International contract to provide SFMTA Project Controls services and systems.
- f) The SBE SFMTA goal for Contract 1300 Tutor-Perini is 20% SBE with a provision of 50% for trucking.

The 1300 Tutor-Perini SBE percent Actual is based on the SBE data provided in Progress Payment #76 March 2020, SFMTA SBE FORM No. 6.
- g) The SBE SFMTA goal for Contract 1277 MH Construction was based on an SBE set-aside.

SBE Participation Details

The two tables that follow present the Central Subway's professional services and construction contract amounts, expenditures and SBE levels with additional details.

Active Professional Services Contracts - SBE Participation Details

As of: 3/31/2020

Contract:	Project Management and Construction management	
Contract No.	CS-149 Central Subway Partnership*	
Status:	On-going	
	Base Contract Value	\$97,715,988
	Approved Change Orders	-0-
	Current Contract Value	\$97,715,988
	Expended to Date (est.)	91,110,299
	% Expended	93.2%
	SBE SFMTA Goal	30.0%
	SBE Participation	31.8%

Contract:	Project Controls Cost and Schedule Support	
Contract No.	CS 156 Hill International Task 1*	
Status:	On-going	
	Base Contract Value	\$17,112,873
	Approved Change Orders	-0-
	Current Contract Value	\$17,112,873
	Expended to Date (est.)	\$10,115,598
	% Expended	59.1%
	SBE SFMTA Goal	26.0%
	SBE Participation	29.3%

Contract:	Design Package 1 for CNs 1250, 1251 and 1252 Tunnels	
Contract No.	CS-155-1 PB / Telemon*	
Status:	Design is completed. Construction support ongoing	
	Base Contract Value	\$5,795,000
	Approved Change Orders (7)	\$2,145,159
	Current Contract Value	\$7,940,159
	Expended to Date (est.)	\$7,904,713
	% Expended	99.6%
	SBE SFMTA Goal	30.0%
	SBE Participation	30.2%

Contract:	Design Package 2 for 1253 UMS, 1254 CTS, 1255 YBM Stations.	
Contract No.	CS-155-2 Central Subway Design Group*	
Status:	Design is completed. Construction support ongoing	
	Base Contract Value	\$39,949,948
	Approved Change Orders (4)	\$7,950,658
	Current Contract Value	\$47,900,606
	Expended to Date (est.)	\$46,830,348
	% Expended	97.8%
	SBE SFMTA Goal	30.0%
	SBE Participation	30.0%

Contract:	DP 3 Systems, Track work, Surface station.	
Contract No.	CS-155-3 HNTB-B&C*	
Status:	Design is completed. Construction support ongoing	
	Base Contract Value	\$16,864,250
	Approved Change Orders (9)	\$368,002
	Current Contract Value	\$17,232,252
	Expended to Date (est.)	17,149,323
	% Expended	99.5%
	SBE SFMTA Goal	30.0%
	SBE Participation	25.7%

* denotes accrual

Active and Completed Construction Contracts - SBE Participation Details

Data as of: 3/31/2020

Contract:	Synergy Inc Utility Relocation 1 YBM & Launch Box
Contract No.	1250

Status: *Contract is completed and closed out*

Base Contract Value	\$9,273,939
Approved Change Orders	\$2,694,211
Final Contract Value	\$11,968,150
% Expended	100%
SBE SFMTA Goal	20%
SBE Participation To Date	97.2%

Contract:	Synergy Inc Utility Relocation 2 UMS
Contract No.	1251

Status: *Contract is completed and closed out*

Base Contract Value	\$16,832,550
Approved Change Orders	3,836,531
Final Contract Value	\$20,699,081
% Expended	100%
SBE SFMTA Goal	20.0%
SBE Participation To Date	87.4%

Contract:	Pagoda Palace Demolition / MH Construction
Contract No.	1277

Status: *Contract is completed and closed out*

Base Contract Value	\$498,995
Approved Change Orders	\$149,981
Final Contract Value	\$648,976
% Expended	100%
SBE SFMTA Goal	100%
SBE Participation To Date	100%

Contract:	Tunnels Barnard/Impregilo/Haley
Contract No.	1252

Status: *Contract is completed and closed out*

Base Contract Value	\$233,584,015
Approved Change Orders	\$6,389,339
Current Contract Value	\$239,973,354
Expended to Date (est.)	\$239,973,354
% Expended	100%
SBE SFMTA Goal	6.0%
SBE Participation To Date	5.8%

Contract:	Stations and Systems / Tutor Perini
Contract No.	1300

Status: On-going

Base Contract Value	\$839,676,400
Approved Change Orders	\$48,604,326
Current Contract Value	\$888,280,726
Expended to Date (est.)	\$854,736,169
% Expended	96.2%
SBE SFMTA Goal	20.0%
SBE Participation To Date	19.9%

Photos on the next page:

(top to bottom) March 2020:
 At Chinatown Station, perforated metal panels are installed against the arched walls and ceiling for the platform cavern. Crews install lighting, ceiling panels, and a public art LED array inside the south concourse for Union Square Market Street Station. At Yerba Buena/Moscone Station, recently poured terrazzo floor coating is being ground and smoothed on the concourse level. Large river rocks are placed into wet concrete to hinder errant motorists from entering the tunnel portal just north of the 4th and Brannan intersection at Surface, Track, and Systems.

central subway

Central Subway Project Office
530 Bush Street, Suite 400
San Francisco, CA 94108
Email: central.subway@sfmta.com



www.centralsubwaysf.com



www.twitter.com/central_subway



www.facebook.com/centralsubway



www.centralsubwayblog.com



www.youtube.com/municentralsubwaysf



www.flickr.com/municentralsubway

This document is published by the SFMTA and the City and County of San Francisco as a service to individuals and agencies interested in the Central Subway Project. Funding for the Central Subway is made possible through funds provided by the Federal Transit Administration, the State of California, the Metropolitan Transportation Commission and the San Francisco County Transportation Authority.

