

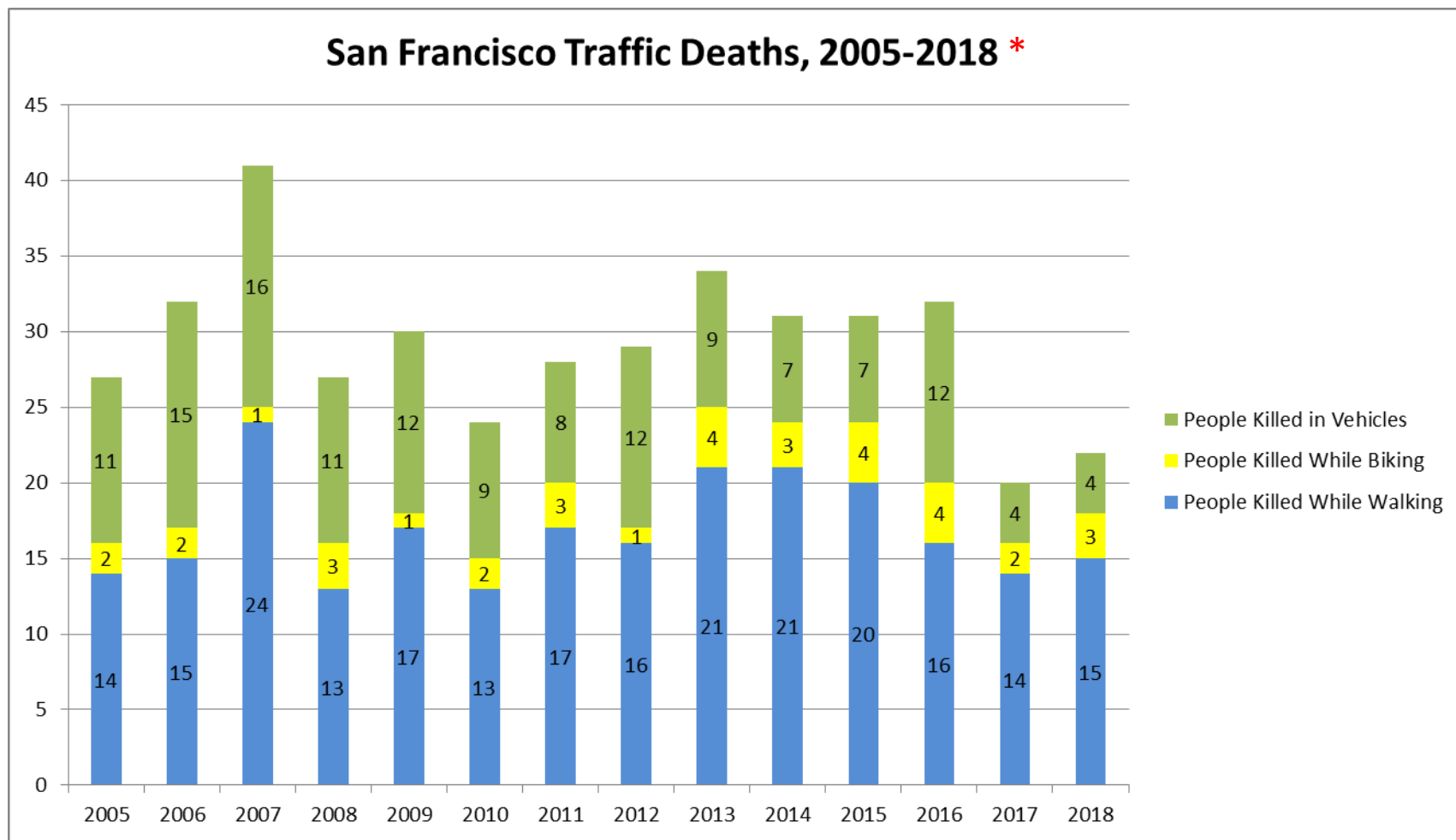


Through Vision Zero SF we commit to
working together to prioritize street safety and
eliminate traffic deaths in San Francisco.

VISION ZERO: What will it take?

Tom Maguire, Director, Sustainable Streets Division

January 29, 2019



NOTE: 2005-2012 deaths from SWITRS data, restricting to San Francisco City Streets jurisdiction, including streets that intersect with freeways (i.e., fatalities occurring at freeway ramps in the City jurisdiction). 2013 traffic deaths from SFPD. 2014-2018 traffic deaths reported using the Vision Zero Traffic Fatality Protocol based on data from the Office of the Medical Examiner and SFPD; includes deaths involving light rail vehicles not routinely reported in SWITRS.



ZERO REQUIRES MORE



ZERO **REQUIRES** MORE

Strategic Actions

Transformative Policies

Collective Goals

Equity Focus

ZERO REQUIRES MORE: COLLECTIVE GOALS

Prioritizing walking, biking, and transit + reducing driving and VMT: Advancing these City policies helps accelerate Vision Zero when **safety is prioritized.**



ZERO REQUIRES MORE: TRANSFORMATIVE POLICY

	Needed Legislative Change	Vision Zero Strategic Action (Advancing Now)
Automated Enforcement	State legislative authority to enforce traffic laws through automated technology	Use State Zero Traffic Fatalities Task Force to advance automated enforcement in State legislative cycle
Pricing and Reducing VMT	Explore options to reduce vehicle miles travelled in San Francisco	Collaborate on congestion mitigation strategies discussed in the Mobility, Access and Pricing Study
Change Urban Speed Limits	State legislative authority to set speeds to reflect safe outcomes for all people on California streets	Use State Zero Traffic Fatalities Task Force to advance speed limit methodologies in State legislative cycle
Locally Regulate TNCs	Local regulatory authority for Transportation Network Companies (TNCs) to effectively manage safety	Advance new curb management program on High Injury Network Projects

ZERO REQUIRES MORE: *EQUITY FOCUS*

Communities

- Seniors
- People with Disabilities
- Youth
- Low income people
- People of color
- Immigrants
- Non-English speaking people
- Homeless or marginally housed residents

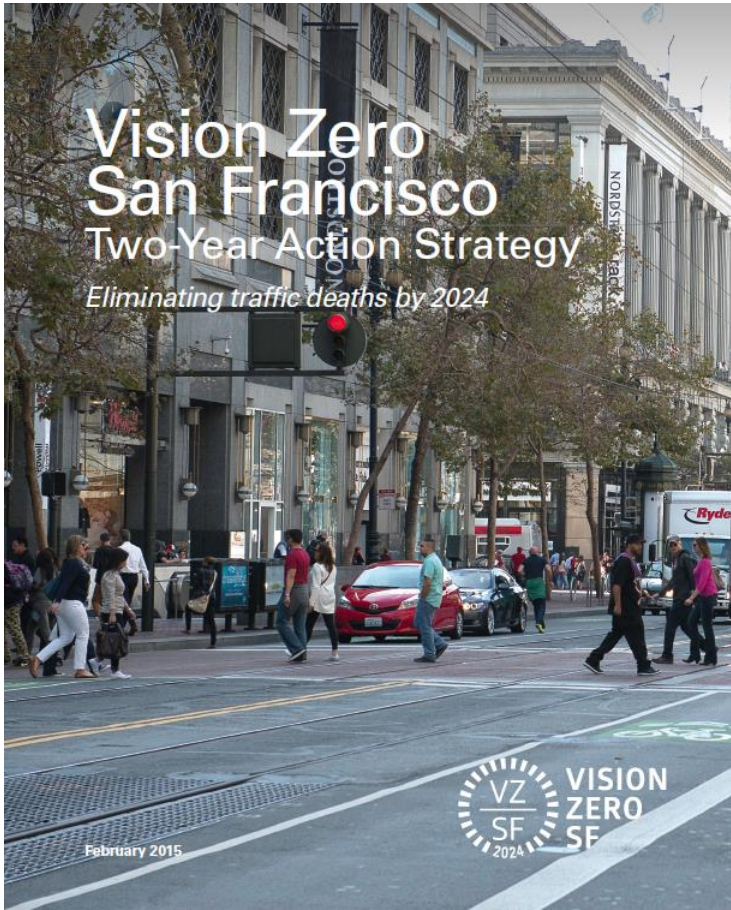
Road Users

- People walking
- People biking
- People motorcycling



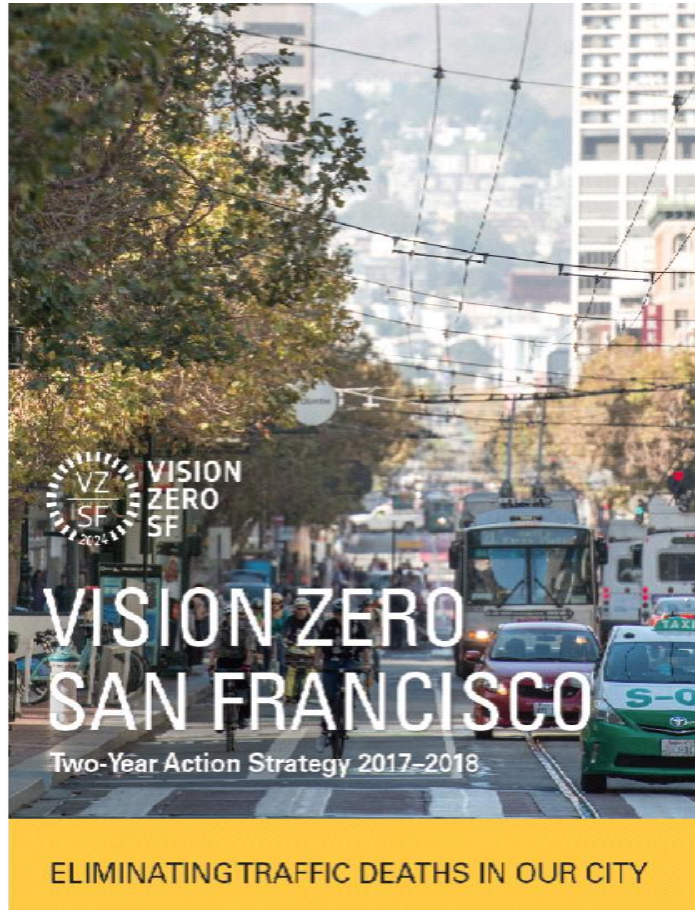
- *Targeting **pedestrian, cyclist** improvements on the High Injury Network in **Communities of Concern***
- *Safe Streets for **Seniors***
- *Deepening **culturally competent** outreach and **community engagement***

ZERO REQUIRES MORE: *STRATEGIC ACTIONS*



2015

What is Vision Zero?



2017

Defining a Safe Systems Approach



2019

Zero Requires More

Transportation Authority
Vision Zero Committee

Community & City
Vision Zero Task Force

San Francisco Vision Zero

Safe Streets

Engineering complete streets projects

Traffic calming in neighborhoods

Safe People

Educating and raising awareness about street safety

Enforcing traffic laws

Safe Vehicles

Using technology to ensure a safe system

Data Systems

Legislative Agenda



SAN FRANCISCO
PLANNING
DEPARTMENT



CITY AND COMMUNITY ENGAGEMENT

Fall 2017

Bold Ideas Workshop – develop and build support for high impact, long term initiatives

Summer 2018

Community Workshop – prioritize current actions & develop new ideas

Community Coffee Chats & Tea Talks – prioritize current actions & develop new ideas

City Workshops – review and develop S-M-A-R-T actions

Fall 2018

Iterative development of actions, metrics and policy platforms



NEW IDEAS

Share your ideas for new Vision Zero action items.

This idea is for:

Safe People
 Safe Streets
 Safe Vehicles

Name and Organization (optional):




STRATEGIC ACTIONS



- High Injury Network improvements
- Delivery timelines
- Curb management
- Signal upgrades
- Better accessibility
- Lower speed limits
- Culturally competent outreach
- Pricing



- Safe Routes Programs
- High visibility enforcement
- Driver safety education
- Culturally competent engagement
- Street teams
- Left-turn collisions campaign



- Autonomous Vehicles Policy
- City fleet telematics data
- City vehicle safety specifications
- Emerging Mobility permits & evaluations
- TNC Safety

Data Systems:

Institutionalizing and utilizing comprehensive data systems;
Emerging Mobility Tracking; Vehicle Speed Monitoring

KEY METRICS

Fatalities and Severe Injuries: Mode, Age, Sex, Race/Ethnicity

Miles of Safety Treatments on the High Injury Network, % installed in CoCs

Citations issued for SFPD's Focus on the Five (%)

People reached through **VZSF Outreach** (N)

Awareness of Vision Zero and Goals (%)

VZSF Outreach Events with **Translation Services** (N)

Vulnerable populations reached through targeted programs (schools, seniors) (N)

Community grants awarded (N, \$)

ZERO **REQUIRES** MORE



Strategic Actions

Transformative Policies

Collective Goals

Equity Focus

BRINGING IT TOGETHER AT THE MTA BOARD

Accountability

- Key projects to increase sustainable travel
- Faster project delivery, short- and long-term
- Clear expectations about process

Leadership

- State legislative agenda
- Amplifying the VZ message

Transit lanes:

3rd Street (SOMA)

Mission Street (downtown)

Protected bike lanes:

7th Street (phase 2)

Valencia Street (south of 15th)

Brannan Street

Transit + bike:

Market Street

Beale Street



Through Vision Zero SF we commit to working together to prioritize street safety and eliminate traffic deaths in San Francisco.

Discussion

January 29, 2019