


Memorandum

CS Memorandum No. 2245

To: Distribution
From: Beverly Ward, CMB, Risk and SSCRC Management Assistant 
Date: April 27, 2018
Reference: Project No. M544.1, Contract No. CS-149
Task No. 1-4, Risk Management
Subject: Risk Mitigation Report No. 104, Rev. 0

Attached please find Risk Mitigation Report No. 104 for meeting held on March 06, 2018.

Risk Mitigation Report No. 104, Rev 0 with attachments

Cc: Jeffrey Davis, FTA jeffrey.s.davis@dot.gov
Luis Zurinaga, SFCTA luis.zurinaga@sfcta.org
Jane Wang, SFMTA
Sanford Pong, SFMTA
CS File No. M544.1.5.0820

Distribution:

William Byrne, DEA BByrne@deainc.com
Eric Stassevitch, CSP
Albert Hoe, SFMTA
Mark Latch, CSP Beverly Ward, CSP

DATE: April 23, 2018
 MEETING DATE: **Tuesday, March 06, 2018**
 LOCATION: 530 Bush Street, 4th Floor
 TIME: 2:30pm
 ATTENDEES: Albert Hoe, Eric Stassevitch, Bill Byrne, Beverly Ward
 COPIES TO: Attendees:, Mark Latch, Jane Wang, Sanford Pong, Luis Zurinaga, Jeffrey Davis
 REFERENCE File: M544.1.5.0820
 Program/Construction Management

SUBJECT: **Risk Management – Risk Mitigation Meeting**
Risk Mitigation Report No. 104

RECORD OF MEETING

1

ITEM #		ACTION BY DUE DATE
1 –	<p>Report (Risk rated rating \geq 6)</p> <p>Risk 248: Production Rate – existing sequence at CTS (actual vs expected effort not achieved) Discussion: Mining work was complete on February 9th. The Committee no longer believes this risk to be an issue in possibly affecting the construction schedule. This risk will be viewed at next month meeting as a possible candidate for retirement. Risk Rating 25</p> <p>Risk 240: Unresolved Assignment of Schedule Delay Responsibility (may lead to increase cost for the Program) Discussion: The Program continues to provide to the Contractor scheduling software P6 (.Xer) file. No response on any of the status updates from TPC has been received. Risk rating 12</p> <p>Risk 251: Physical activities missing (not defined) in the schedule/ Identify activities of undefined scope. Discussion: The practice of adding activities believed to not to be contained in the Contractor’s schedule continues, through CSP’s schedule modification of the (.Xer) file. Risk rating 8</p> <p>Risk 234: Sequential Excavation Method at CTS Contractor’s propose method will induce subsidence Discussion: No evidence of subsidence has been observed. Settlement levels have not been triggered. The Committee discussed retiring this item within the next couple of months. Risk Rating 7</p>	

	<p>Risk 249: Sequence of Construction (linear work) Discussion: TPC has made some adjustments by resequencing their work from start to start. Resulting in bring the revenue service up for some time in October. Risk Rating 7</p> <p>Risk 253: Do not have adequate resources defined to do the work Discussion: No issue has occurred concerning the MEP consultant ability to provide the upcoming Mechanical Electrical Plumbing (MEP) have not been evident. Risk Rating 6</p> <p>Risk 52: Unacceptable settlement and impact on major utilities at CTS (old sewer and others within 20ft space between top of cavern and street level) Discussion: No utilities have been impacted. Risk Rating 6</p> <p>Risk 238: Quality Program is ineffective in processing the nonconformance items causing schedule impacts Discussion: No issues to report this month. Risk Rating 6</p> <p>Risk 205: Prolong period of CMod's creates additional cost/causes bad blood between Resident Engineer and Contractor Discussion: Ongoing issues with processing CMod's, will be discussed during the meeting with the Contractor. The Program is expecting to process five CMod's this month. Risk Rating 6</p>	
	<p>Risk 230: SFMTA Commissioning Coordination-inaccurate time for coordination or participation from SF Muni Operations Discussion: For review, a copy of the draft Rail Activation plan was forwarded again to SFMTA Director of Operations, John Haley. No response has been received as of yet. Risk Rating 6</p> <p>Risk 36: Damage to buildings or utilities as a result of heave from grouting. Discussion: All grouting work has been completed. This item is candidate for retirement at next month is meeting item. Risk Rating 5</p> <p>Risk 229: CN1300 Systems Acceptance Testing Discussion: There has been no update to this risk from last month. The Program continues to work with the Director of SFMTA Transit to formulate and Coordination between the two parties. Risk Rating 6</p>	
2 -	Report on Active Risk (Rated ≤ 6)	
	<p>Risk 95: Contractor default during construction impacts schedule. (key sub-contractor) Discussion: Any staffing issues with the subconsultants has yet to effect the work the progress. Risk Rating 2</p> <p>Risk 252: Inappropriate time duration identified in the schedule for an activity Discussion: The Program is using the Monte Carlo software to perform an analytical simulation of the schedule. In doing so the results demonstrate some linear activities are not true. Risk Rating 5</p>	

Risk 247: Year 2017/2018 Funding allocation – Not receiving the needed funding

Discussion: There is no issue expected from the receipt of the funding from the Federal government. **Risk Rating 5 -**

Risk 243: Contractor becomes complacent in third party insurance claims - could increase cost to the project

Discussion: **Risk Rating 3**

Risk 237: Non-Conforming work is not identified by TPC's Quality Control Program

Discussion: Quality Management meeting continue to take place on a bi-weekly bases. The Contractor continues to implement their Quality Program.

Risk Rating 2

Risk 246: Design changes not being captured in as-builts

Discussion: Spots checks are being done randomly to ensure design changes are being incorporated. The concern is more of the risk of shop drawings not being implemented into the as built. **Risk Rating 2**

Risk 244: 254 4th Street (Olivet building) - potential coordination issues

Discussion: The hotel is not schedule to open until the middle of February. CSP has yet to hear from them regarding construction plans for opening Clementina Street as well as the frontage in front of the hotel. **Risk Rating 2**

Risk 46: Public complaints result in unanticipated restrictions on construction at CTS. (schedule and estimate for underground work assumes 6 day work week and 2 shifts per day)

Discussion: Public complaints being heard recently are not related to work being done by Central Subway, but work nearby being done by other construction jobs. CSP is doing a better job in addressing complaints which are within are purview. Environmental issues are being issue as detailed in the environmental documents. **Risk Rating 2**

Risk 227 LRV Training - Having enough trained operators (surplus)

Discussion: Under the new budget for SFMTA Muni Operations, it is estimated they will need an additional budget of roughly \$20-\$30 million dollars to test and operate the new Central Subway line. To ensure Central Subway has the resources needed to run the trains during testing, funding is required from CSP to induct dedicated Muni operators. **Risk Rating 2**

Risk 103 Difficulty in getting required permits

Discussion: CSP has ask the designer HNTB to create design calculations design of the single bolt for Caltrans use allowing them the understanding of the work and to confirm it does not interfere with their system. **Risk Rating 2**

Risk 037 Damage to adjacent buildings due to surface construction activities at UMS

Discussion: There is still a risk that could occur in this area. Due to the remaining work needed in putting the sidewalk in. There is the risk of chipping glass or granite tile during construction. **Risk Rating 1**

	New Risk:	
	Risk #254 was added to this month risk register are the water leaks taking place at CTS and the potential for a similar issue happening at YBM station. Risk Rating TBD	

ACTION ITEMS –

ITEM #	MTG DATE	DESCRIPTION	BIC	DUE DATE	STATUS
3	05/07/15	Risk 72 – 4 th & King - Develop a test plan checklist for recertifying	S. Pong	04/03/18	Open

These meeting minutes have been prepared by B. Ward, and are the preparer’s interpretation of discussions that took place. If the reader’s interpretation differs, please contact the author in writing within four (4) days of receipt of these minutes.

Signed: _____ [initials of preparer] **Date:** _____ [Date completed].

Meeting Agenda

Project No. M544.1, Contract No. CS-149
Program/Construction Management
Risk Mitigation Management Meeting No. 104
March 06, 2018
2:30pm – 4:00pm
Central Subway Project Office
530 Bush Street, 4th Floor

Attendees:

William Byrne		Eric Stassevitch		Luis Zurinaga	
Albert Hoe		Mark Latch		Beverly Ward	



- 1. Report on Red Risks (Rated 6 and above)**
 - **Construction Risks** (**248**, **240**, **251**, **234**, **249**, **253**, **52**, **238**, **205**, **229**, **230**)
- 2. Reassessment of all other remaining risk being tracked on the Risk Register**
- 3. New Risk - Assessment**
 - 254 – CPUC Field Certification Process - Lack of staff may slow down process
- 4. New Business**

Note: **Bolded** numerals indicate that risk is recommended to be retired.

Meeting Attendance Sheet

Project No. M544.1, Contract No. CS-149
 Program/Construction Management
 Risk Mitigation Management Meeting No. 104
 March 06, 2018
 2:30pm – 4:00pm
 Central Subway Project Office

Deliver Meeting Attendance Sheet with original signatures/initials to Document Control.

NAME	AFFILIATION	PHONE	E-MAIL (for minutes)	INITIALS
Bill Byrne	DEA/PMOC	720-225-4669	BByrne@deainc.com	
Jeffrey Davis	FTA	415-744-2594	Jeffrey.s.davis@dot.gov	
Albert Hoe	SFMTA	415-660-5385	Albert.hoe@sfmta.com	
Mark Latch	CSP	415-660-5410	Mark.latch@sfmta.com	WDL
Eric Stassevitch	CSP	415-660-5407	Eric.stassevitch@sfmta.com	
Beverly Ward	CSP	415-660-5386	Beverly.ward@sfmta.com	
Luis Zurinaga	SFCTA	415-716-6956	luis@sfcta.org	

Risk Mitigation Status
Risk Reference: 36

Risk	Mitigation Strategy
Damage to buildings or utilities as a result of heave from grouting.	Tangent piles combined with surface jet grouting will be utilized.

Initial Assessment: 1, 1.5, 2

Risk Owner: A. Brook/E. Stassevitch

Current Assessment: Risk Rating 5 – Construction Risk

Status Log:

April 2012:

1. Mitigation strategy change to reflect “tangent piles” rather than “secant piles”.
2. Protection of Existing Property spec requires contractor to repair damage caused by their actions.

November 2015:

1. As part of an overall evaluation of the remaining requirement and design risk, as well as the low rated active construction risk. The committee preformed a reassessment of this risk to determine if its current Risk rating is still valid. The construction Risk rating will remain a 1.
2. Heave from the jet grouting did occur in the Macy’s basement

March 2016:

1. Very little grout has entered the buildings, when discovered the Contractor has addressed the issue.

July 2016”

1. Jet grouting is complete.
2. Risk description will be change to “Damage to buildings or utilities as a result of heave from grouting”.
3. The Committee performed a reassessment of the risk, rating will remain a 5.

August 2016:

1. Damage caused by grouting has not taken place.
2. This risk is no longer an issue and will be evaluated next month for recommendation to retire.

September 2016:

1. Jet grout verification coring is has not been complete.
2. Fluid reportedly infiltrated the Macy's Men's store from the nighttime coring activities.

October 2016:

1. Verification coring is still being performed.
2. There is more than one property with damage that needs to be addressed, including Macy's, but these are likely due to compensation grouting not jet grout or jet grout coring.

Risk Mitigation Status
Risk Reference: 36

Risk	Mitigation Strategy
Damage to buildings or utilities as a result of heave from grouting.	Tangent piles combined with surface jet grouting will be utilized.

November 2016:

1. Verification coring is currently scheduled to complete on 11/11/16.

December 2016:

1. Jet grout coring has been completed, so there may be no more risk...however; if we install compensation grout at any point to offset building settlement, there will still be a risk of heave.

January 2017:

1. Although there is no work being done and no damage done to the building, Barney's floor is showing cracking. TPC will need to investigate the cause.

February 2017:

1. Jet grouting and jet grout coring are complete. Preconditioning for compensation grouting is also complete and did result in claims to the contractor's insurer. The use of compensation grouting for mitigating building settlement is a possibility during continued station excavation.

March 2017:

1. No change from last month's update.
2. Recommended to be retired at next month's meeting.

April 2017:

1. There is no change since the notes made in February. It is still possible we will inject compensation grout under buildings to mitigate settlement, but currently we have no plans to do so.

July 2017:

1. No recent leakage has been identified. Work in the area is not fully completed.
2. Recommend retiring once the work reaches the invert.

August 2017:

1. This risk will continue to be tracked on the risk register, until the permanent bracing is installed; removing the temporary level 3 strut.

December 2017:

1. Permanent bracing has yet to be install.

Risk Mitigation Status

Risk Reference: 36

Risk	Mitigation Strategy
Damage to buildings or utilities as a result of heave from grouting.	Tangent piles combined with surface jet grouting will be utilized.

March 2018:

1. The Committee recommended this risk to be retired at next month's meeting.

Risk Mitigation Status
Risk Reference: 37

Risk	Mitigation Strategy
Damage to adjacent buildings due to surface construction activities at UMS	<ol style="list-style-type: none"> 1. Require protective barriers. 2. Have an emergency and rapid response customer focused task force to fix damaged facilities. 3. Quickly repair and reimburse resulting costs. 4. Include probable cost in estimate.

Initial Assessment: 1, 1, 1
Current Assessment: Risk Rating 1 – Construction Risk

Risk Owner: A. Brook

Status Log:

March 2012:

1. Mitigation strategy “Have emergency and rapid response customer-focused task force to fix damaged facilities” was removed.
2. Repair of damage by contractor is contractor’s responsibility to repair. Specification 01 76 29, Part 1.08 Replacement requires the contractor to immediately repair any damage at their expense.

September 2015:

Recent damage reports include tracking in of asphalt at Barney’s which damage the stores rugs; glass being dinged at Neiman Marcus, during the jet grouting operations. Macys has an insurance claim concerning the 8” waterline break that flooded the stores basement

November 2015:

1. As part of an overall evaluation of the remaining requirement and design risk, as well as the low rated active construction risk. The committee preformed a reassessment of this risk to determine if its current Risk rating is still valid.
2. The construction Risk rating will remain a 1.

July 2016:

1. The Committee performed a reassessment of the risk, rating will remain a 1.

May 2017:

1. Risk owner has been change from Sarah Wilson to Mark Vilcheck.

March 2018:

1. The remaining sidewalk work needing to be done putting could result in of chipping glass or granite tile during construction.
2. This risk will continue to be monitored on the register for a bit longer.

Risk Mitigation Status**Risk Reference: 46 (CTS)**

Risk	Mitigation Strategy
Public complaints result in unanticipated restrictions on construction at CTS. (schedule and estimate for underground work assumes 6 day work week and 2 shifts per day)	<ol style="list-style-type: none"> 1. Public outreach. Maintain regular and open communications so Public knows construction plans and progress at all times. 2. Require Contractor to assist Public Outreach efforts, maintain access to businesses and assist with deliveries and pick-ups, control noise and vibration, continuously cleanup site, and provide pedestrian and vehicle traffic and protection plans, informational signage, ADA ramps and minimum sidewalk widths. 3. Require barriers to protect pedestrians and shield them from noise and dirt from construction. 4. Work with MOED to increase cleanup of the area and assist pedestrians across streets, as needed. 5. Monitor and enforce noise, vibration, ADA, traffic, and cleanup requirements. 6. Quickly process and resolve damage and accident claims from the Public. 7. Assumed this work in cost & schedule estimates. 8. Assign an outreach person to occupy a desk within the Program office to answer the public's questions and address any concerns.

Initial Assessment: 2, 3, 6**Current Assessment:** Risk Rating, 2 – Construction Risk**Risk Owner:** W. Lee**Status Log:**

January 2012:

1. Implementation of mitigation measures part of Communication/Outreach plan and certain aspects to be included in the contract documents.

May 2013:

1. CCDC are assisting the Central Subway outreach effort in Chinatown
2. Weekly construction updates are being uploaded to the Central Subway website, translated copies will be hand delivered through Chinatown
3. The contractor will be required to comply with the contract specifications and City ordinances for noise and dust control.
4. Discuss revising mitigation strategies
 - '4' – MOED is not involved in Chinatown, contractor is required to maintain cleanliness adjacent to site

October 2013:

1. Community meeting held in September to notify merchants and residents that construction of the Chinatown station would be commencing soon.
2. 30day and 10day construction notices have been mailed out

Risk Mitigation Status

Risk Reference: 46 (CTS)

Risk	Mitigation Strategy
Public complaints result in unanticipated restrictions on construction at CTS. (schedule and estimate for underground work assumes 6 day work week and 2 shifts per day)	<ol style="list-style-type: none">1. Public outreach. Maintain regular and open communications so Public knows construction plans and progress at all times.2. Require Contractor to assist Public Outreach efforts, maintain access to businesses and assist with deliveries and pick-ups, control noise and vibration, continuously cleanup site, and provide pedestrian and vehicle traffic and protection plans, informational signage, ADA ramps and minimum sidewalk widths.3. Require barriers to protect pedestrians and shield them from noise and dirt from construction.4. Work with MOED to increase cleanup of the area and assist pedestrians across streets, as needed.5. Monitor and enforce noise, vibration, ADA, traffic, and cleanup requirements.6. Quickly process and resolve damage and accident claims from the Public.7. Assumed this work in cost & schedule estimates.8. Assign an outreach person to occupy a desk within the Program office to answer the public's questions and address any concerns.

3. Construction updates are being communicated weekly via social media, mailings, and the Central Subway website. CCDC are also hand delivering translated construction notices to project neighbors.

May 2014:

1. SFMTA has requested documentation from Tutor Perini that they are in compliance with noise readings and permit requirements.

July 2014:

1. Tutor Perini submitted the requested noise readings for a two week period and documentation to show the permit requirements.
2. The Contractor is performing continuous noise monitoring in addition to performing hand held readings once a week.

July 2016:

1. The Committee performed a reassessment of the risk, rating will remain a 6.

August 2016:

1. Sound from Exhaust Fans remains a huge issue, especially at night. RE (Doug) working on mitigation ideas to present to SFMTA and TPC. Need to navigate through who designs sound mitigation structure, who pays for it, and how quickly it can be installed.
2. Along east side of NEES work area, trash and debris building up along barricades has had negative impact on businesses. RE talked to TPC and they are complying with the clean up on a regular basis per General Provisions 3.19 A and Special Provisions outlined on S-9.

Risk Mitigation Status

Risk Reference: 46 (CTS)

Risk	Mitigation Strategy
Public complaints result in unanticipated restrictions on construction at CTS. (schedule and estimate for underground work assumes 6 day work week and 2 shifts per day)	<ol style="list-style-type: none"> 1. Public outreach. Maintain regular and open communications so Public knows construction plans and progress at all times. 2. Require Contractor to assist Public Outreach efforts, maintain access to businesses and assist with deliveries and pick-ups, control noise and vibration, continuously cleanup site, and provide pedestrian and vehicle traffic and protection plans, informational signage, ADA ramps and minimum sidewalk widths. 3. Require barriers to protect pedestrians and shield them from noise and dirt from construction. 4. Work with MOED to increase cleanup of the area and assist pedestrians across streets, as needed. 5. Monitor and enforce noise, vibration, ADA, traffic, and cleanup requirements. 6. Quickly process and resolve damage and accident claims from the Public. 7. Assumed this work in cost & schedule estimates. 8. Assign an outreach person to occupy a desk within the Program office to answer the public's questions and address any concerns.

3. CTS Neighborhood is very upset with early morning truck traffic, which is sporadic, as well as fans through the night. TPC has made many efforts to inform their subcontractors and delivery folks, which will help a lot. There will be more truck traffic most probably because this is a major project and nearly impossible to inform every trucker who ever will come to this job to NOT show up before 7 am.

September 2016:

1. Continued efforts are being made to reduce the ventilation noise.
2. No neighborhood complaints have been received in the two weeks.

October 2016:

1. Frontier-Kemper General Superintendent removed the inverted "hats" off the top of the fan line and secured expanded metal screen. Fan noise decreased to under 77 dBA at 50 feet and was 65 dBA at 100 feet. Fans are set at 55 – 60% for now. Once full mining of north and south platform tunnels is underway, the expanded metal screen may no longer work (because of back-pressure) and this issue may need to be addressed at that time, probably in December 2016.
2. TPC and F-K are providing personnel to clean along the NEES along the east side of Stockton Street between Sta. 101+00 to 102+00 in the early morning on a daily basis.
3. Some barriers and banners need cleaning from graffiti; brought up in weekly progress meetings.

November 2016:

1. Ventilation and equipment noise at CTS not an issue currently.
2. Public Outreach efforts continue through CCDC and lead person Jerri Diep.
3. Barriers and banners have been cleaned – ongoing effort
4. TPC personnel daily (or almost daily) clean along the North Emergency Egress Shaft work area where debris accumulates.
5. Monitoring is ongoing, communication with the community is good, TPC field crew is responsive.

Risk Mitigation Status

Risk Reference: 46 (CTS)

Risk	Mitigation Strategy
Public complaints result in unanticipated restrictions on construction at CTS. (schedule and estimate for underground work assumes 6 day work week and 2 shifts per day)	<ol style="list-style-type: none"> 1. Public outreach. Maintain regular and open communications so Public knows construction plans and progress at all times. 2. Require Contractor to assist Public Outreach efforts, maintain access to businesses and assist with deliveries and pick-ups, control noise and vibration, continuously cleanup site, and provide pedestrian and vehicle traffic and protection plans, informational signage, ADA ramps and minimum sidewalk widths. 3. Require barriers to protect pedestrians and shield them from noise and dirt from construction. 4. Work with MOED to increase cleanup of the area and assist pedestrians across streets, as needed. 5. Monitor and enforce noise, vibration, ADA, traffic, and cleanup requirements. 6. Quickly process and resolve damage and accident claims from the Public. 7. Assumed this work in cost & schedule estimates. 8. Assign an outreach person to occupy a desk within the Program office to answer the public's questions and address any concerns.

6. No extra costs at this time.
7. Joint Trench along Washington Street and Chinese United Methodist (CUM) Church is beginning in the next two weeks with a 4' walkway planned for public access to the Stockton-Washington intersection.

December 2016:

1. Ventilation and equipment noise at CTS not an issue currently.
2. Public Outreach efforts continue through CCDC and lead person Jerri Diep.
3. Barriers and banners have been cleaned – ongoing effort
4. TPC personnel daily (or almost daily) clean along the North Emergency Egress Shaft work area where debris accumulates.
5. Monitoring is ongoing, communication with the community is good, TPC field crew is responsive.
6. No extra costs at this time.
7. Joint Trench along Washington Street and Chinese United Methodist (CUM) Church has not started for the 4' walkway planned for public access to the Stockton-Washington intersection. TPC has stated they will put in the 4' walkway before Chinese New Year. Pedestrians have walked through the site attempting to gain access to Stockton Street after walking downhill from Powell and Washington.

January 2017:

1. Ventilation and equipment noise at CTS not an issue currently.
2. Public Outreach efforts continue through CCDC and lead person Jerri Diep.
3. Barriers and banners have been cleaned – ongoing effort
4. TPC personnel daily (or almost daily) clean along the North Emergency Egress Shaft work area where debris accumulates.
5. Monitoring is ongoing, communication with the community is good, TPC field crew is responsive.
6. No extra costs at this time.

Risk Mitigation Status

Risk Reference: 46 (CTS)

Risk	Mitigation Strategy
Public complaints result in unanticipated restrictions on construction at CTS. (schedule and estimate for underground work assumes 6 day work week and 2 shifts per day)	<ol style="list-style-type: none">1. Public outreach. Maintain regular and open communications so Public knows construction plans and progress at all times.2. Require Contractor to assist Public Outreach efforts, maintain access to businesses and assist with deliveries and pick-ups, control noise and vibration, continuously cleanup site, and provide pedestrian and vehicle traffic and protection plans, informational signage, ADA ramps and minimum sidewalk widths.3. Require barriers to protect pedestrians and shield them from noise and dirt from construction.4. Work with MOED to increase cleanup of the area and assist pedestrians across streets, as needed.5. Monitor and enforce noise, vibration, ADA, traffic, and cleanup requirements.6. Quickly process and resolve damage and accident claims from the Public.7. Assumed this work in cost & schedule estimates.8. Assign an outreach person to occupy a desk within the Program office to answer the public's questions and address any concerns.

7. Joint Trench along Washington Street and Chinese United Methodist (CUM) Church has not started for the 4' walkway planned for public access to the Stockton-Washington intersection. TPC has again stated they will put in the 4' walkway before Chinese New Year. Pedestrians have walked through the site attempting to gain access to Stockton Street after walking downhill from Powell and Washington.
8. The Committee performed a reassessment of the risk rating, reducing the risk from 6 to 2. **New Risk Rating 2 (1, 2, 1)**
Probability (1), <10%
Cost impact (2), <=>\$250K - \$1M
Schedule impacts (1), < 1 Month

February 2017:

1. There has been no complaints preventing work. Work on the surface of the CTS has been shut down in observance of the Chinatown holiday moratorium.

November 2017:

1. Monthly merchants meetings continue to take place.
2. As dictated by the Programs CTS mitigation plan, a community outreach person has been assigned a desk at CSP's Program office on Tuesday and Thursday's from 8-12pm, to respond to inquiries from the public on an outreach.

December 2017:

1. Monthly merchants meetings continue to take place.

Risk Mitigation Status

Risk Reference: 46 (CTS)

Risk	Mitigation Strategy
Public complaints result in unanticipated restrictions on construction at CTS. (schedule and estimate for underground work assumes 6 day work week and 2 shifts per day)	<ol style="list-style-type: none">1. Public outreach. Maintain regular and open communications so Public knows construction plans and progress at all times.2. Require Contractor to assist Public Outreach efforts, maintain access to businesses and assist with deliveries and pick-ups, control noise and vibration, continuously cleanup site, and provide pedestrian and vehicle traffic and protection plans, informational signage, ADA ramps and minimum sidewalk widths.3. Require barriers to protect pedestrians and shield them from noise and dirt from construction.4. Work with MOED to increase cleanup of the area and assist pedestrians across streets, as needed.5. Monitor and enforce noise, vibration, ADA, traffic, and cleanup requirements.6. Quickly process and resolve damage and accident claims from the Public.7. Assumed this work in cost & schedule estimates.8. Assign an outreach person to occupy a desk within the Program office to answer the public's questions and address any concerns.

2. As dictated by the Programs CTS mitigation plan, a community outreach person has been assigned a desk at CSP's Program office on Tuesday and Thursday's from 8-12pm, to respond to inquiries from the public on an outreach.
3. Continue noise monitoring of construction work
4. Re-evaluating current dust monitoring system to identify potential monitoring improvements

January 2018:

1. Complaints from the merchants are concerning the surround site area, rather than the construction work itself.

February 2018

1. Complaints have decreased and the monthly Merchants' Meetings and Stakeholders' Meetings are uneventful.

March 2018:

1. Received dust complaints from Resident Stakeholders. Continue outreach efforts by following up with each complaint. Contractor continues dust control measures. No restrictions on construction at CTS.

Risk Mitigation Status	
Risk Reference: 48	
Risk	Mitigation Strategy
Incomplete drawdown of groundwater at CTS (inside of box and inside of caverns).	<ol style="list-style-type: none"> 1. Require additional grouting to limit leakage to permissible level. 2. Include dewatering bid item in contract. 3. Include probable grouting and dewatering work in cost & schedule estimates.

Initial Assessment: 2, 1, 3

Risk Owner: W. Lee

Current Assessment: Risk Rating 3 – Construction Risk

Status Log:

February 2012:

1. Mitigation strategy “Include dewatering bid item in contract” was added to status log.
2. Bid item for dewatering has been included in the contract documents (TB – 14 Drilled Gravity Dewatering Pipes).

April 2016:

1. Continuing issue for CTS. Mark Kronke and Doug J are checking on bore logs, depth of dewatering wells, and drawdown depths in the area of tunneling. Most areas are show ground water above the crown of the tunnel.

May 2016:

1. Water levels are being monitored. The Task Force team is discussing the need for additional piezometer.

June 2016:

1. Currently, the Task Force has agreed that there is no need for an additional piezometer (COR#547). Dewatering continues with rates of approximately 1 gpm (gallon per minute) for the last month. As tunneling excavation continues for the Cross Cut Cavern, only slight drips are noted by the geologists (FK and PB) indicating the formations in the area are dewatered.
2. Contractor has 8 dewatering wells (90 to 120 feet deep) in the immediate vicinity of the Cross Cut Cavern and North Emergency Egress Shaft. Both locations are stable with no water intrusion issues at this time.

July 2016:

1. Work is ongoing.
2. The Committee performed a reassessment of the risk, rating will remain a 3.

October 2016:

1. Dewatering continues at a rate of 4-5 GPM for all dewatering wells. TPC installed three additional flow meters to see where most of the water is coming from. Most of the water is coming from south and west of the headhouse; also some from the west side of Stockton Street north of the headhouse. Dewatering conditions are considered stable.

January 2017:

1. Dewatering continues at a rate of 4-5 GPM for all dewatering wells. TPC installed three additional flow meters to see where most of the water is coming from. Most of the water is coming from south and west of the headhouse; also some from the west side of

Risk Mitigation Status**Risk Reference: 48**

Risk	Mitigation Strategy
Incomplete drawdown of groundwater at CTS (inside of box and inside of caverns).	<ol style="list-style-type: none">1. Require additional grouting to limit leakage to permissible level.2. Include dewatering bid item in contract.3. Include probable grouting and dewatering work in cost & schedule estimates.

Stockton Street north of the headhouse. Dewatering conditions are considered stable. Less than ½ gpm water coming into Platform Caverns during excavations of the Left and Right Side Drift Top Heading and Bench, and current conditions are considered stable.

March 2018:

1. Dewatering conditions are considered stable. Excavation of Platform Caverns and Cross Over Cavern was completed in February 2018. In tunnel monitoring confirmed stable conditions.

Risk Mitigation Status**Risk Reference: 52**

Risk	Mitigation Strategy
Unacceptable settlement and impact on major utilities at CTS. (OLD SEWERS AND OTHERS WITHIN 20FT SPACE BETWEEN TOP OF CAVERN AND STREET LEVEL)	<ol style="list-style-type: none"> 1. Evaluate effect of potential settlement on utilities. 2. Slip-lined sewer by CTS contractor. 3. Other utilities will be reinforced as needed, monitored during construction, and repaired / replaced as needed. 4. Contractor to correct impact of settlements by repair. 5. Have contingency repair/restoration plan. 6. Utility contact information and procedure will be on plans. 7. Develop an allowance for utility repair. 8. Include probable costs in estimate.

Initial Assessment: 4, 2, 8**Risk Owner:** W. Lee**Current Assessment:** Risk Rating 6 – Construction Risk**Status Log:**

December 8, 2009 Meeting:

1. R. Edwards was identified as risk owner.
2. A. Hoe will status the mitigation strategy.
3. Mitigation strategy needs to establish metrics for acceptable settlement criteria.
4. Eliminated Mitigation Strategy Item 6: "Cistern at Washington St. will be repaired at the completion of construction and damaged pavements replaced" from this risk and will make a new Risk 52a to address the risk to the cistern.(Done)

January 21, 2010 Meeting:

1. An action from the last risk mitigation meeting to "move Mitigation Strategy Item No. 6 to a new Risk 52a" was not done. R. Rocco will update the register accordingly.

November 2011:

1. Revised mitigation strategy 1 to indicate slip-lining of sewer by CTS contractor, not TBM contractor.
2. Removed mitigation strategy 2 "will pre-install tubamachettes for compensation grouting".
3. Revised mitigation strategy 4 to eliminate use of compensation grouting to correct impact of settlement.
4. Sewers will be slip-lined prior to cavern construction.
5. Affected utilities requiring monitoring are listed in BP drawings.
6. Technical specifications address requirement for leak detection and mitigation plans to repair leaks.

January 2012 Meeting:

1. SFPUC submitted comments on the Effects of Settlement on Utilities report.
2. SFMTA will respond to comments.

February 2012:

1. Mitigation strategy added to "Develop an allowance bid item for utility repair".
2. SFMTA responded to comments. None of the responses change the mitigation strategy for this risk.

Risk Mitigation Status
Risk Reference: 52

Risk	Mitigation Strategy
Unacceptable settlement and impact on major utilities at CTS. (OLD SEWERS AND OTHERS WITHIN 20FT SPACE BETWEEN TOP OF CAVERN AND STREET LEVEL)	<ol style="list-style-type: none"> 1. Evaluate effect of potential settlement on utilities. 2. Slip-lined sewer by CTS contractor. 3. Other utilities will be reinforced as needed, monitored during construction, and repaired / replaced as needed. 4. Contractor to correct impact of settlements by repair. 5. Have contingency repair/restoration plan. 6. Utility contact information and procedure will be on plans. 7. Develop an allowance for utility repair. 8. Include probable costs in estimate.

Initial Assessment: 4, 2, 8 **Risk Owner:** W. Lee
Current Assessment: Risk Rating 6 – Construction Risk

3. Leak detection requirements added to contract.
4. Allowance for utility repair included in contract.

September 2012 Meeting:

1. CTS has been resolved

October 2012 Meeting:

1. UMS & YBM yet to be closed out

May 2012:

1. **Recommend reducing this risk rating to 3 (2, 2, 1)** (reduce probability and cost impact)
 - a. Current probability (3), >50%, recommend reduce probability to (2), 10-50%
 - b. Current cost impact (3), \$1m - \$3m, recommend reduce cost impact to (2), \$250k - \$1m (CN 1300 CTS AL-8 = \$250k)
 - c. Current schedule impacts (1), <1 month, maintain schedule impact
2. Risk rating to remain at 6

January 2014:

1. Comments regarding UMS and YBM are still to be closed out with SFPUC.
2. A letter responding to the outstanding comments will be sent to SFPUC the week of January 13th

March 2014:

1. Letter was sent to SFPUC. Response from SFPUC is still pending.
2. SFPUC previous contact Betsey Eagon has left the division. SFMTA needs to identify the new contact person.

April 2014:

1. Response from SFPUC of outstanding comments is still pending.

Risk Mitigation Status**Risk Reference: 52**

Risk	Mitigation Strategy
Unacceptable settlement and impact on major utilities at CTS. (OLD SEWERS AND OTHERS WITHIN 20FT SPACE BETWEEN TOP OF CAVERN AND STREET LEVEL)	<ol style="list-style-type: none"> 1. Evaluate effect of potential settlement on utilities. 2. Slip-lined sewer by CTS contractor. 3. Other utilities will be reinforced as needed, monitored during construction, and repaired / replaced as needed. 4. Contractor to correct impact of settlements by repair. 5. Have contingency repair/restoration plan. 6. Utility contact information and procedure will be on plans. 7. Develop an allowance for utility repair. 8. Include probable costs in estimate.

Initial Assessment: 4, 2, 8**Risk Owner:** W. Lee**Current Assessment:** Risk Rating 6 – Construction Risk

February 2015:

1. Slip lining brick sewers scheduled to begin After Chinese New Year. Prior to work commencement the risk owner is to meet with utility owner (PUC) and identify existing obstructions that are preventing slip lining work and request funding to relocate or eliminate obstructions.
2. 12 inch 100 year old water line identified as a risk. Prepare a conceptual waterline layout and present to utility owner (PUC) and request funding to upgrade their line.

March 2015

1. Slip lining between Washington and Jackson installed, backfilling on going. Determined that there would be no additional cost. Clay to Washington not yet scheduled.
2. No progress update for the 12-inch 100yr. old water line.

April 2015:

1. The 12inch/100 year old water line issue was addressed in the settlement report. No issues were found, the settlement report was not revised during the lowering of the tunnel.
2. The RE needs to drill down and investigate the issue. Are there additional precaution that need to be done?

May 2015:

1. A new valve was installed as part of the North Assess shaft 12 inch water line relocation. RE recommends that two Utility Monitoring points be installed at the junction of the old pipe and Washington St
2. RE should present his findings and recommendation to the Configuration Management Board as a proposed contract change. Or direct the Contractor to rearrange the utility monitoring points.

June 2015:

1. The 100 year old CIP 12" water line will be monitored.

Risk Mitigation Status**Risk Reference: 52**

Risk	Mitigation Strategy
Unacceptable settlement and impact on major utilities at CTS. (OLD SEWERS AND OTHERS WITHIN 20FT SPACE BETWEEN TOP OF CAVERN AND STREET LEVEL)	<ol style="list-style-type: none"> 1. Evaluate effect of potential settlement on utilities. 2. Slip-lined sewer by CTS contractor. 3. Other utilities will be reinforced as needed, monitored during construction, and repaired / replaced as needed. 4. Contractor to correct impact of settlements by repair. 5. Have contingency repair/restoration plan. 6. Utility contact information and procedure will be on plans. 7. Develop an allowance for utility repair. 8. Include probable costs in estimate.

Initial Assessment: 4, 2, 8**Risk Owner:** W. Lee**Current Assessment:** Risk Rating 6 – Construction Risk

June 2016:

1. At the current time, all utilities are currently functioning. Water utility monitoring is ongoing with Data Loggers that read decibel dB levels. The system (Gutermann Instruments data loggers with antennae) used for the TBM work is also appropriate for the SEM tunnel excavations for CTS Platform Tunnels. During the utility relocation effort, some data loggers went missing. SFMTA and the Instrumentation Task Force has required TPC to replace missing data loggers.
2. The Mitigation Strategy listed above probably needs to be updated. For example, most of item 2 is completed. Is item 7 relevant as the contract for CTS is already underway?

July 2016:

1. The Committee performed a reassessment of the risk, rating will remain a 6.

August 2016:

1. TPC's subcontractor Exaro installed remaining Gutermann data loggers for total of 12 working loggers.
2. TPC installed piezometer using 4" drain pipe in the middle of the Wash/Stockton St intersection cistern on Tuesday, August 2, 2016. The cistern is filled with sand (in 1944, per as-built). Water level after pipe had been vacuumed out was 5.75' below the street. With the sand and assumed void ratio, the cistern may hold 1000+ gallons of water.
3. SFMTA staff (RE and PM Eric Stassevitch) met with SFWater engineers and gatemen to plan emergency water shut off for CTS. Valve location plan and phone tree in case of an emergency are in process.

September 2016:

1. Water shut off work is not completed for the two emergency shutoff valves. Ongoing discussion with SFWater

October 2016:

1. Meeting with SFWater to proceed with installing two emergency gate valves, one 12" GV near Sta 108+00 on 100 yr-old 12" water and one 6" GV near Sta 100+50 near Jackson/Stockton intersection on 6" water line. SFWater completed hydraulic study to see how many of the dozen redundant gate valves can be closed in case of a major shutdown of water due to surface ground movement. So far, the

Risk Mitigation Status
Risk Reference: 52

Risk	Mitigation Strategy
Unacceptable settlement and impact on major utilities at CTS. (OLD SEWERS AND OTHERS WITHIN 20FT SPACE BETWEEN TOP OF CAVERN AND STREET LEVEL)	<ol style="list-style-type: none"> 1. Evaluate effect of potential settlement on utilities. 2. Slip-lined sewer by CTS contractor. 3. Other utilities will be reinforced as needed, monitored during construction, and repaired / replaced as needed. 4. Contractor to correct impact of settlements by repair. 5. Have contingency repair/restoration plan. 6. Utility contact information and procedure will be on plans. 7. Develop an allowance for utility repair. 8. Include probable costs in estimate.

Initial Assessment: 4, 2, 8 **Risk Owner:** W. Lee
Current Assessment: Risk Rating 6 – Construction Risk

expected settlement of Stockton Street is much less than projected. Daily monitoring within the Cross-Cut Cavern is required during the Barrel Vault pipe installation.

November 2016:

1. Same as October 2016: Meeting with SFWater to proceed with installing two emergency gate valves, one 12" GV near Sta 108+00 on 100 yr-old 12" water and one 6" GV near Sta 100+50 near Jackson/Stockton intersection on 6" water line. SFWater completed hydraulic study to see how many of the dozen redundant gate valves can be closed in case of a major shutdown of water due to surface ground movement. So far, the expected settlement of Stockton Street is much less than projected. Daily monitoring within the Cross-Cut Cavern is required during the Barrel Vault pipe installation. .

December 2016:

1. Met with SFWater a second time for installing two emergency gate valves, one 12" GV near Sta 108+00 on 100 yr-old 12" water and one 6" GV near Sta 100+50 near Jackson/Stockton intersection on 6" water line. The completed SFWater hydraulic study showed that adding these two gate valves allows the closure of eight [8] gate valves located above the Platform Cavern in case of a major shutdown of water due to surface ground movement. So far, the expected settlement of Stockton Street is much less than projected. Daily monitoring within the Cross-Cut Cavern continues as well as monitoring of new survey targets within the Platform Cavern side drifts under excavation.

January 2017:

1. Utilities remain stable. Two emergency gate valves are not yet installed, pending TPC work in early January (if SFWater can meet deadline). The plan is for SF Water to fabricate and install gate valve assemble; TPC to excavate, backfill, and restore street. If early January does not work out to complete this work, TPC plans to provide crew to pothole, excavate, backfill and restore street by mid-February after Chinese New Year Moratorium.

February 2017:

1. Gate valve work is expected to be installed in mid-February after Chinese New Year.

Risk Mitigation Status**Risk Reference: 52**

Risk	Mitigation Strategy
Unacceptable settlement and impact on major utilities at CTS. (OLD SEWERS AND OTHERS WITHIN 20FT SPACE BETWEEN TOP OF CAVERN AND STREET LEVEL)	<ol style="list-style-type: none"> 1. Evaluate effect of potential settlement on utilities. 2. Slip-lined sewer by CTS contractor. 3. Other utilities will be reinforced as needed, monitored during construction, and repaired / replaced as needed. 4. Contractor to correct impact of settlements by repair. 5. Have contingency repair/restoration plan. 6. Utility contact information and procedure will be on plans. 7. Develop an allowance for utility repair. 8. Include probable costs in estimate.

Initial Assessment: 4, 2, 8**Risk Owner:** W. Lee**Current Assessment:** Risk Rating 6 – Construction Risk

March 2017:

1. Utilities remain stable at this time. SF Water is tasked with installing both the 6” gate valve and 12” gate valve. Monitoring is ongoing.

April 2017

1. Utilities remain stable at this time. SF Water is planning to install 6” gate valve near Jackson and Stockton the week of April 10-14. SF Water may also begin excavation for 12” gate valve near Sacramento St on Stockton by mid-April.

May 2017:

1. Six locking gate valves were installed to control water in and around the various CTS locations.
2. Currently the waterline above is not operational. SFWD would like to activate a portion of the waterline which isn’t above the box, but connected to them. Activation of this waterline would result in water above the box.

June 2017

1. A meeting with the Designer will take place to mitigate some of the utilities, specifically the water and sewer lines.
2. Recent measurements have shown the utilities have been lowered. Requiring pumping in of grout.
3. Damaged utilities have not been encountered, if at some point that is a realization it may require the City to replacement them.

July 2017:

1. Monitoring reports indicate some settlement at the waterline.
2. Two gate valves to control the water were installed, so if there is a break it can be turned off.

August 2017:

1. Monitoring of the waterline is ongoing. The CM is actively working with the DOR to see what can be done, specifically related to the waterline.

Risk Mitigation Status
Risk Reference: 52

Risk	Mitigation Strategy
Unacceptable settlement and impact on major utilities at CTS. (OLD SEWERS AND OTHERS WITHIN 20FT SPACE BETWEEN TOP OF CAVERN AND STREET LEVEL)	<ol style="list-style-type: none"> 1. Evaluate effect of potential settlement on utilities. 2. Slip-lined sewer by CTS contractor. 3. Other utilities will be reinforced as needed, monitored during construction, and repaired / replaced as needed. 4. Contractor to correct impact of settlements by repair. 5. Have contingency repair/restoration plan. 6. Utility contact information and procedure will be on plans. 7. Develop an allowance for utility repair. 8. Include probable costs in estimate.

Initial Assessment: 4, 2, 8 **Risk Owner:** W. Lee
Current Assessment: Risk Rating 6 – Construction Risk

September 2017:

1. The DOR has provided a response to the WL issue. According to the DOR from a physical dimension the settlement has gone pass the trigger. Their analysis shows a greater tolerance can be withstood.

October 2017:

1. Continuing to monitor the settlement of the WL (water lines).
2. Tunnel Cavern Primary Lining is of high quality (per QA personnel working at CTS) and has proper dimension. Settlements are below what was anticipated.

November 2017:

1. No significant settlement to the utilities has taken place. Mitigation strategies are being implemented.

December 2017:

1. Continue monitoring settlement for existing street utilities. Mitigation strategies are being implemented.

January 2018:

1. No utilities have been impact as noted in the settlement monitoring reports.

February 2018:

1. No utilities have been impacted. The Wang Technologies settlement monitoring reports show that the settlements have been less than expected. No complaints from any utilities.

March 2018:

1. No utilities have been impacted. Excavation of Platform Caverns and Cross Over Cavern was completed in February 2018. Wang Technologies continues utility monitoring which show less than expected settlement.

Risk Mitigation Status

Risk Reference: 52

Risk	Mitigation Strategy
Unacceptable settlement and impact on major utilities at CTS. (OLD SEWERS AND OTHERS WITHIN 20FT SPACE BETWEEN TOP OF CAVERN AND STREET LEVEL)	<ol style="list-style-type: none">1. Evaluate effect of potential settlement on utilities.2. Slip-lined sewer by CTS contractor.3. Other utilities will be reinforced as needed, monitored during construction, and repaired / replaced as needed.4. Contractor to correct impact of settlements by repair.5. Have contingency repair/restoration plan.6. Utility contact information and procedure will be on plans.7. Develop an allowance for utility repair.8. Include probable costs in estimate.

Initial Assessment: 4, 2, 8

Current Assessment: Risk Rating 6 – Construction Risk

Risk Owner: W. Lee

April 2018:

1.

Risk Mitigation Status
Risk Reference: 103

Risk	Mitigation Strategy
Difficulty in getting required permits	<ol style="list-style-type: none"> 1. Coordinate with permit officials and request permits as early as possible. 2. Obtain assistance obtaining permits from PM/CM & FD Consultants.

Initial Assessment: 1, 1.5, 2
Current Assessment: Risk Rating 2 – Construction Risk

Risk Owner: A. Clifford

Status Log:

December 2012:

1. Monthly meetings are being held between the 3rd Party team and design oversight managers to discuss the permitting requirements of each contract and provide a status of procurement of the required permits.
2. A Permit matrix has been developed to track the progress of the permits being sought for the program.

April 2013:

1. Permit applications are being submitted as early as possible
2. Central Subway are working with DBI to close out remaining issues for issuance of DBI Building permit prior to NTP
3. Central subway are working with DPW to obtain an 'overall excavation permit' for each work area (CTS, UMS, YBM, STS) to reduce the risk of delay to the 1300 contractor obtaining excavation permits.

October 2013:

1. Building and demolition permits have been issued
2. Outstanding permits and needed dates are being tracked weekly
3. No change to the status of this risk

June 2014:

1. General Excavation Permits were obtained for the 1300 Contract and have been issued to Tutor Perini.
2. Other remaining permits are being tracked weekly.
3. No change to the status of this risk.

November 2015:

1. There are still outstanding permits to be acquired, including Caltrans permits.

December 2015:

1. Caltrans Permit is still outstanding for items to be permanently installed for the 1256 'STS' scope of work.
 - a. The project team is compiling the required documents and completing the new application.
2. The STS RE is procuring an interim encroachment permit to enable work in the field to continue.

Risk Mitigation Status
Risk Reference: 103

Risk	Mitigation Strategy
Difficulty in getting required permits	<ol style="list-style-type: none"> 1. Coordinate with permit officials and request permits as early as possible. 2. Obtain assistance obtaining permits from PM/CM & FD Consultants.

January 2016:

1. Post meeting update: The RE for STS confirmed Caltrans interim encroachment permit for STS to perform work in the Caltrans yard, installing various items has yet to be acquired.

February 2016:

1. The STS RE has procured an interim encroachment permit to enable the work to continue.
2. Staff is preparing the new permanent encroachment permit application for submittal to Caltrans.

July 2016:

1. One Caltrans permit is still pending for STS.
2. The Committee performed a reassessment of the risk, rating will remain a 2.

October 2016:

1. SFMTA is working with Sustainable Streets on installation of traffic signal boxes in Caltrans right away.

November 2016:

1. The CM team continues to work with Sustainable streets to address Caltrans concerns. As requested by Caltrans drawings will be forwarded to ensure there is no violation of their requirements at the intersection of Bryant and 4th Streets.

December 2016:

1. Work is being done and not being delayed, although permit is still pending.

July 2017:

1. Project team resubmitted the Caltrans Permit Application to Caltrans in June 2017. Caltrans have provided preliminary feedback to the Project Team. A meeting has been arranged with Caltrans for 7/25/17 to review/discuss the comments, and responses to close out as many as possible. The permit is not delaying the work.

August 2017:

1. Preliminary questions received by Caltrans need to be responded to.

February 2018:

1. Currently the issue facing CSP is in communicating with CalTrans to get them to comprehend the scope of what CSP is trying to accomplish.
2. HNTB (DP3) has been ask to create design calculations to be forwarded to CalTrans in hopes of them getting a better understanding that SFMTA/CSP's work will not interfere with their system.

Risk Mitigation Status

Risk Reference: 103

Risk	Mitigation Strategy
Difficulty in getting required permits	<ol style="list-style-type: none">1. Coordinate with permit officials and request permits as early as possible.2. Obtain assistance obtaining permits from PM/CM & FD Consultants.

March 2018:

1. HNTB are to create design calculations of the single bolt for Caltrans, which will allow them the understanding of the work and to confirm it does not interfere with their system.

Risk Mitigation Status
Risk Reference: 205

Risk		Mitigation Strategy
Prolong period of CMod's creates additional cost/causes bad blood between Resident Engineer and Contractor	√ √	<ol style="list-style-type: none"> 1. CMod Task Force - 5 Areas of Improvement identified 2. Implement areas of improvement 3. Increase Delegation of Authority 4. Increase frequency of meetings

Initial Assessment: 1, 1, 3
Current Assessment: Risk Rating 3 – Construction Risk

Risk Owner: E. Stassevitch

Status Log:

December Meeting 2012:

1. Identified Risk and refined risk statement together with development of mitigation strategies.

January 2013:

1. CMod Task force continues to demonstrate the process is working.
2. Task force process has slowed down submission of changes from Contractor

February 2013 Meeting:

1. Initial risk rating established
2. CMod task force improvements are working
3. The combined 1300 contract has effectively resulted in a \$5m Board threshold for the entire 1300 contract (previously \$5m threshold for each of the 4 contracts) – Central Subway to investigate increasing the CMod authority above \$5m.

March 2013:

1. Process to increase delegation of authority to be discussed

April 2013:

1. Risk owner changed from M. Benson to R. Redmond
2. A formal recommendation to increase the delegation of authority will be prepared and presented to the CMB on 4/17.
3. A detailed White Paper will be developed for the Project Director outlining the rationale for increasing the delegation of authority.

May 2013:

1. A request to the SFMTA board to increase the Director of Transportation authority to approve changes orders of up to \$5 million for each of the Contract 1300 packages (a total of \$20 million) has been included in the calendar item requesting the SFMTA board to award Contract 1300.
2. The target SFMTA board meeting for this calendar item is May 21st 2013.

October 2013:

1. SFMTA board approved increase in Directors authority with award of Contract 1300 in May 2013.

Risk Mitigation Status
Risk Reference: 205

Risk		Mitigation Strategy
Prolong period of CMod's creates additional cost/causes bad blood between Resident Engineer and Contractor	<ul style="list-style-type: none"> √ √ 	<ul style="list-style-type: none"> 1. CMod Task Force - 5 Areas of Improvement identified 2. Implement areas of improvement 3. Increase Delegation of Authority 4. Increase frequency of meetings

May 2014:

- 1. Progress in the CMod process are continuing to be made.

July 2014:

- 1. Contract 1300 Partnering efforts have expanded to include the RE level, Designers, Utility companies and Department of Traffic.

December 2014:

- 1. No change to the status of this risk.

September 2015:

- 1. Executive partnering meeting on August 27, 2015 established goal to lower number of outstanding merited changes. Focused attention on completing outstanding merit evaluations, and effectively utilizing the regular weekly meeting to move changes thru the process. Program Manager and Contractor Project Manager to attend weekly change meeting to prioritize work and to meet more often if required expediting processing of changes. Progress to be monitored weekly to measure effectiveness and implement mitigations as required.

October 2015:

- 1. Weekly Change Management meetings are beginning to produce results; agreed to list of changes, prioritization of items to be addressed, and scheduling of change negotiations. Progress is still extremely slow in the processing of agreed to changes, but moving forward.
- 2. Outstanding merit determination items are being reduced.

November 2015:

- 1. Progress continues to be extremely slow, but still moving forward.

December 2015:

- 1. Three Cmod's have been signed this month, that contained multiple COR's.

January 2016:

- 1. 6 more Cmod's have been processed since the last update, all contain multiple CORs.

February 2016:

- 2. Four CMods for the stations contract and Two CMods for the tunnel contract have been process since last month's update.

Risk Mitigation Status
Risk Reference: 205

Risk		Mitigation Strategy
Prolong period of CMod's creates additional cost/causes bad blood between Resident Engineer and Contractor	<ul style="list-style-type: none"> √ √ 	<ul style="list-style-type: none"> 1. CMod Task Force - 5 Areas of Improvement identified 2. Implement areas of improvement 3. Increase Delegation of Authority 4. Increase frequency of meetings

April 2016:

1. The change order process is being examined. The Program has brought on additional help to address the issue of assessing merit determination at UMS – Union Square Garage settlements.

May 2016:

1. The change order process is being examined by SFMTA Project Manager - Contract Administration, to identify the constraints of lump sum proposals. Solutions being proposed are to process unilateral changes when cost is not negotiated.
2. The Program is looking at ways or a process to determine distinctively how to pay the Contractor.

June 2016:

1. Continued Efforts to examine the CMod process in order to identify area that require improvement to reduce the time it takes to process changes.

July 2016:

1. The Committee performed a reassessment of the risk, rating will remain a 3.

August 2016":

1. Progress is being made towards reducing the time it takes to process contract change modifications. Work still needs to be made toward increasing the time it takes to receive signature approval from all parties.

September 2016:

1. The Program processed and signed six CMod's this month. Work still needs to be done to improve the time it takes in establishing merit and quantum.

October 2016:

1. Progress in the CMod process are continuing to be made. Improvements still need to be made in the time it takes for RE's to establish merit and quantum.

November 2016:

1. CMod's continue to increase in the number of modifications being processed monthly.

December 2016:

1. Two additional CMod's were processed this month. Both parties are demonstrating a satisfaction with the process and the progress being made.

Risk Mitigation Status
Risk Reference: 205

Risk		Mitigation Strategy
Prolong period of CMod's creates additional cost/causes bad blood between Resident Engineer and Contractor	<ul style="list-style-type: none"> √ √ 	<ul style="list-style-type: none"> 1. CMod Task Force - 5 Areas of Improvement identified 2. Implement areas of improvement 3. Increase Delegation of Authority 4. Increase frequency of meetings

January 2017:

- 1. CMod's are being processed. There is still an issue with the amount of time it takes to complete the modifications.

February 2017:

- 1. Twelve CMod's were processed this month. Those CMod's included several COR's.

March 2017:

- 1. Currently there are no issues concerning issuing of contract modifications. The amount of time it takes to negotiate cost could be improved.

April 2017:

- 1. There are no issue with issuing contract modifications. The underlying issue is the amount of time it takes in negotiating the actual modification.
- 2. The Committee added this month a fourth strategy for mitigating this risk – Increase frequency of meetings.

May 2017:

- 1. The Program processed contract modifications; totaling a million dollars which included several COR's.
- 2. Additional staff has been brought on to assist with the preparation of CMod's.

June 2017:

- 1. Processing of CMods does not pose any issues. The continue issue is more of having an adequate amount of time to investigate the F items requiring merit determination and response.

July 2017:

- 1. Newly hired CSP staff members, are assigned the task of processing the CMods.

August 2017:

- 1. The ongoing issue center arounds the need to address the PCC/COR status log (F) items.
- 2. Additional efforts need to be made in determining merit or generating a letter in response to the TPC's COR's.
- 3. In addition the lack of COR cost associated with the Contractor's impact is adding to the delay in determining merit.

September 2017:

- 1. Contract modifications are being halted at two stages: (B stage) Prepare / Ready for Negotiations / Under Negotiations and (D stage) Needs Contractors' Proposal/Response.

Risk Mitigation Status
Risk Reference: 205

Risk		Mitigation Strategy
Prolong period of CMod's creates additional cost/causes bad blood between Resident Engineer and Contractor	<ul style="list-style-type: none"> √ √ 	<ul style="list-style-type: none"> 1. CMod Task Force - 5 Areas of Improvement identified 2. Implement areas of improvement 3. Increase Delegation of Authority 4. Increase frequency of meetings

October 2017:

- 1. Efforts by CSP in addressing the merit determination of COR needs to be increased.
- 2. TPC needs to submit cost impact along with COR notifications.

November 2017:

- 1. CSP's Contract Manager continues to work diligently to process contract modifications. The process remains arduous due to the negotiation process holding up progress.

December 2017:

- 1. CSP's Contract Administrator is in the process of implementing contract modifications which includes multiple CMod's.

January 2018:

- 1. Contract modification are being processed. Currently the issue with concerns not being able to have them certified with the SFMTA finance control team.

February 2018:

- 1. The process of generating CMod is being slowed down to do issues with SFMTA's financial software issues.
- 2. The Program has four staff members reprioritizing the work structure to push contract modification through the internal system.
- 3. Issues to remain with lack of coordination from the Contractor to meet for the negotiating process.
- 4.

March 2018:

- 1. Issues of CMods will be address at tomorrow's March 7th at the Executive level meeting.
- 2. The Program will be processing five (5) CMods this month.
- 3. Processing of the COR's and PCC's is still being effected by the lack of progress in negotiating the change between CSP and TPC.

Risk Mitigation Status**Risk Reference: 217**

Risk	Mitigation Strategy
Delays or complications construction by others – SF Dept. Of Technology, 3 rd Party Utilities	1. Early engagement and coordination for agreements and plan development to avoid construction delays.

Initial Assessment: 2 (1, 1, 2)**Risk Owner:** S. Pong**Current Assessment:** Risk Rating 2 - Construction Risk**Status Log:**

May 2013:

1. Maintain communication with DPT to make sure that they aren't approving work which will affect our project.

November 2015:

1. As part of an overall evaluation of the remaining requirement and design risk, as well as the low rated active construction risk. The committee preformed a reassessment of this risk to determine if its current Risk rating is still valid.
2. There was no change made to the risk rating. The construction risk will remain a 2.
3. This work will not be addressed until the end of the job. When fiber work is being installed.

July 2016:

1. The Committee performed a reassessment of the risk, rating will remain a 2.

March 2018:

1. CSP is working towards getting MOU/service agreement for fiber optic scope of work from SF Department of Technology.

Risk Mitigation Status
Risk Reference: 224

Risk	Mitigation Strategy
CTS AWSS / Ductbank Interface - AWSS system is old and requires replacement	<ol style="list-style-type: none"> 1. Look at alternatives to address 2. Turn off system while CSP work is being done, and then turn on later (find a bypass).

Initial Assessment: 5 (1, 2, 2)

Risk Owner: W. Lee

Current Assessment: Risk Rating 2 – Construction Risk

Status Log:

November 2014:

1. A determination of whether the AWSS system requires replacement has yet to be made.

December 2014:

1. The Program has established a mitigation strategy to address the AWSS conflict.

July 2016:

1. Shutoff of the system will continue until work is complete in the area. After which the vault replacement will be determined.
2. The Committee performed a revaluation of the risk rating, reducing the risk to a 2.

New Risk Rating 2 (2, 1, 1)

Probability (2), <>10% - 50%

Cost impact (1), < \$250K

Schedule impacts (1), < 1 Month

March 2018:

1. Excavation of Platform Caverns and Cross Over Cavern was completed in February 2018. Begin coordination to reactivate (E) AWSS system along Stockton Street.

Risk Mitigation Status
Risk Reference: 227

Risk	Mitigation Strategy
LRV Training - Having enough trained operators (surplus)	<ol style="list-style-type: none"> 1. Ramp up trained operators a year ahead of time 2. Ensure testing is finished 3. Completion of work at storage track location (Bryant & King)

Initial Assessment: 1, 2,1
Current Assessment: Risk Rating 2 – Construction Risk

Risk Owner: A. Hoe

Status Log:

November 2014:

1. Training schedule for LRV training needs to be timed to meet the muni barn signup.

November 2015:

1. As part of an overall evaluation of the remaining requirement and design risk, as well as the low rated active construction risk. The committee performed a reassessment of this risk to determine if its current Risk rating is still valid.
2. The construction Risk rating will remain a 2.

July 2016:

1. The Committee performed a reassessment of the risk, rating will remain a 2.

January 2017:

1. The Program needs to determine the timeframe for the barn signup for muni operators.

June 2017:

1. CSP anticipates the trains being ready for operations before Central Subway Project has completed.

March 2018:

1. To ensure Central Subway has the resources needed to run the trains during testing, funding is required from CSP to induct dedicated Muni staff as well as train operators.

Risk Mitigation Status
Risk Reference: 229

Risk	Mitigation Strategy
CN1300 System Acceptance Testing	<ol style="list-style-type: none"> 1. Identify duration 2. Identify advance activities that can be done prior to and concurrent to revenue service

Initial Assessment: 3, 1, 3

Risk Owner: A. Hoe

Current Assessment: Risk Rating 6 – Construction Risk

Status Log:

November 2014:

1. Risk needs to be further evaluated to gain a better understanding of what mitigation strategies need to be implemented.

August 2016:

1. Individual system components may take longer than expected.

September 2016:

1. Currently the Program is working towards putting together system schedule to identify all the key components.

October 2016:

1. The train control system schedule is being developed and will be included as part of the as built schedule.

November 2016:

1. Dates for startup and testing of systems on CSP have been developed and will be incorporated into the train control schedule.

December 2016:

1. The startup and testing schedule has been incorporated. The Program will need to perform an analysis of the various different schedule dates allowing more detail to be added to the schedule.

January 2017:

1. A second mitigation strategy was added this month to be implemented. Involving identifying activities, which should be done in advance of the systems acceptance test.

February 2017:

1. Currently the schedule identifies fifteen known systems testing items.

March 2017:

1. Schedule ask activities for systems testing continue to be developed.

Risk Mitigation Status
Risk Reference: 229

Risk	Mitigation Strategy
CN1300 System Acceptance Testing	<ol style="list-style-type: none"> 1. Identify duration 2. Identify advance activities that can be done prior to and concurrent to revenue service

April 2017:

1. The Program’s draft Rail Activation Plan will be submitted to FTA and Muni Operations, this month. Input from Operations will assist the Program in identifying activities prior to pre revenue service.
2. Mitigation strategy has been updated allowing for a clearer understanding of the task description.

May 2017:

1. Once the Rail Activation manager comes onboard the Program will be better equip to identifying more pre revenue task, services and commitments while coordinating with Operations.

June 2017:

1. System startup and testing activities have been refined and been incorporated into the Programs scheduled.
2. A draft of this schedule has been submitted to the FTA for review. Senior management anticipates that these new activities to be part of the overall schedule discussion during Central Subway’s Program Schedule Workshop.

July 2017:

1. CSP has reached out to SFMTA Operations regarding coordination activities for systems acceptance, to occur as part of the start and testing phase as a linear activity. A follow up conversation between the two parties has yet to take place.

August 2017:

1. A modification of the schedule for startup and testing has been done to the Program schedule, requiring a meeting to take place with SFMTA MUNI Operations to discussion coordination needs to take place.

September 2017:

1. CSP will need to establish communication with the new person in charge of Muni Operations coordination with Central Subway. Currently there are two potential staff members which may be placed in this role: Matthew Brill or Julie Kirschbaum.

October 2017:

1. Need to reach out to SFMTA of Operations Julie Kirschbaum, to inquire about the schedule for the general barn sign up. With this information CSP can make a clearer determination to have the full operational test runs or a truncated test runs.

November 2017:

1. Julie Kirschbaum, Head of SFMTA Operations has been contacted regarding the required coordination schedule for Muni’s barn sign up. The conversation between CSP and SFMTA Operations has yet to take place.

Risk Mitigation Status**Risk Reference: 229**

Risk	Mitigation Strategy
CN1300 System Acceptance Testing	<ol style="list-style-type: none">1. Identify duration2. Identify advance activities that can be done prior to and concurrent to revenue service

December 2017:

1. No progress has been made in the direction of required coordination.

January 2018:

1. Coordination efforts with Muni operations is still in the process of being implemented.

February 2018:

1. Resumes for a Rail Manager have been received. Currently the Director of Transportation has requested interviews be put on hold until John Haley, SFMTA Transit can review the resumes in conjunction with CSP.
2. The expectation is that task involving commission and revenue services testing will be done with Muni Operations as the lead. Incorporating the co-chair responsibility of startup and testing, RAP and the SSCRC Committee.

March 2018:

1. There has been no update to this risk from last month. The Program continues to work with the Director of SFMTA Transit to formulate and agreement.

Risk Mitigation Status
Risk Reference: 230

Risk	Mitigation Strategy
SFMTA Commissioning Coordination - inaccurate time for coordination or participation from SF Muni Operations	<ol style="list-style-type: none"> 1. Signage – Notifying the public 2. Create a commissioning team 3. Getting Operation’s test requirement in hand

Initial Assessment: 3, 1, 3

Risk Owner: A. Hoe

Current Assessment: Risk Rating 6 – Construction Risk

Status Log:

November 2014:

1. Risk needs to be further evaluated to gain a better understanding of what mitigation strategies need to be implemented.

August 2016:

1. During commissioning, test performed by TPC will need to be witness by Operations. SFMTA will need to confirm which test and the amount expected to be witnessed.

September 2016:

1. SFMTA is developing the Rail Activation Plan (RAP). The RAP will establish dates when activities need to take place and will be added to the schedule for startup and testing.

October 2016:

1. No status update for this month. The Rail Activation Plan (RAP) is continuing to be developed.

November 2016:

1. Commissioning coordination plan will be incorporated into CSP’s Rail Activation Plan (RAP). Currently the RAP is still a draft document.

December 2016:

1. The Rail Activation Plan (RAP) is in development. There is a commitment to get a draft version issued during the issuance of the annual PMP in April 2017.

January 2017:

1. Risk description has been expanded to include what the actually risk that may be incurred: SFMTA Commission Coordination – Inaccurate time for coordination or participation from SF Muni Operations.

Risk Mitigation Status
Risk Reference: 230

Risk	Mitigation Strategy
SFMTA Commissioning Coordination - inaccurate time for coordination or participation from SF Muni Operations	<ol style="list-style-type: none"> 1. Signage – Notifying the public 2. Create a commissioning team 3. Getting Operation’s test requirement in hand

February 2017:

1. The Program is working on hiring a Systems Coordination Manager, to head up the coordination and testing part of the project.

March 2017:

1. Coordination meetings with Muni Operations have yet to take place.

April 2017:

1. A copy of the draft Rail Activation Plan (RAP) has been delivered to Muni Operations this month for internal review. This is the start of commission coordination.

June 2017:

1. CSP has begun engagement with SFMTA Muni Operations inquiring with them, what are some of the key elements they required to take place in advance. CSP is working on establishing a formalize method of receipt and dissemination of information.

July 2017:

1. SFMTA Muni Operations is considering adjusting the muni barn sign up dates to accommodate CSP schedule. If this is done the cost would be incurred by CSP.

August 2017:

1. If there is a conflict with CSP’s commissioning schedule and MUNI’s barn sign. A captive fleet (dedicated fleet) may need to be ran, to carry out operations for the CSP line.

September 2017:

1. The RAP will be forwarded to Michael Kurylo, CSP’s new RE for Systems integration, for his input of the draft plan.

October 2017:

1. CSP will have Michael Kurylo, RE for the Systems work, to view the start/testing schedule and the draft RAP.

November 2017:

1. An electronic copy of the draft Rail Activation Plan has been forwarded to Michael Kurylo for his review and input.

December 2017:

1. Review comments from M. Kurylo are pending.
2. SFMTA/CSP has put in a requisition for the position of Startup and Testing Manager.

Risk Mitigation Status**Risk Reference: 230**

Risk	Mitigation Strategy
SFMTA Commissioning Coordination - inaccurate time for coordination or participation from SF Muni Operations	<ol style="list-style-type: none">1. Signage – Notifying the public2. Create a commissioning team3. Getting Operation's test requirement in hand

January 2018:

1. There has been no update to this risk item.

February 2018:

2. .A. Hoe inquired with the Deputy Director of transit to see what requirements must be met and determine what those timelines are to proceed with the coordination requirements.

March 2018:

1. As part of the plan to establish a meeting, the draft Rail Activation plan was forwarded once again to SFMTA Director of Operations, John Haley for his review, requesting review comments be made.

Risk Mitigation Status**Risk Reference: 234**

Risk	Mitigation Strategy
Sequential Excavation Method at CTS - Contractor's propose method will induce detrimental subsidence	1. Designers concurrence on variation of options 2. Presented four options to the Contractor for going forward 3. Compensation grouting

Initial Assessment: 2, 4, 3**Risk Owner:** W. Lee**Current Assessment:** Risk Rating 7 – Construction R**Status Log:**

January 2015:

1. The Program is awaiting the Contractor's SEM re-submittal. Anticipating their response to SFMTA's letter providing them with 4 options to choose from to perform the work.

February 2015:

1. No new update on this risk.

March 2015:

1. Contractor has yet to submit a response to SFMTA letter providing them with alternatives for the excavation sequences.

April 2015:

1. Contractor has not responded to SFMTA's letter with alternatives
2. The Designer of record will be contracted to review the Contractor's submittal for (scope and delivery) to determine if the proposed is viable.

May 2015:

1. The designer has proposed 4 different sequences for the contractor to evaluate. Contractor is evaluating.
2. DOR was compensated to review the SEM Geometry change and offered suggestions for TPC's evaluation.

June 2015:

1. Contractor has yet to submit.
2. Risk title was reevaluated for accuracy of the risk. The Risk Committee agreed the title should be changed during the June 2015 meeting.

July 2015:

1. Contractor has yet to submit.

Risk Mitigation Status**Risk Reference: 234**

Risk	Mitigation Strategy
Sequential Excavation Method at CTS - Contractor's propose method will induce detrimental subsidence	1. Designers concurrence on variation of options 2. Presented four options to the Contractor for going forward 3. Compensation grouting

August 2015:

1. Contractor has yet to submit.

September 2015:

1. The Contractor has submitted the proposed method. The submittal was forwarded to the designer of record on July 29 and is now being reviewed by CSDG.

October 2015:

1. The submittal was returned revise and resubmit. The designer did not have an issue with the proposed sequences but wanted to see the stamped calculations.

November 2015:

1. The Contractor is performing the work in the approved prescribed sequence. Stamp calculations have yet to be submitted.

December 2015:

1. A contractor is performing the prep work in the approved prescribed sequence. Calculations were not required for the sequence. Calculations were required for slurrywall support between the two side drifts.

January 2016:

1. The Contractor is performing the prep work as prescribed.
2. The risk to the Program is can they perform the work in a quality manner.

February 2016:

1. TPC is performing the work as specified.

April 2016:

1. The Contractor is in the process of installing barrel vault pipes.
2. The SEM designer of record Engineer Franz Langer is now on site to ensure the contract design is being followed.

May 2016:

1. Barrel vault pipes are installed and grouted.
2. SEM support team with additional geologist and one of two QA inspectors are on site. Second QA inspector due within one week.

Risk Mitigation Status**Risk Reference: 234**

Risk	Mitigation Strategy
Sequential Excavation Method at CTS - Contractor's propose method will induce detrimental subsidence	1. Designers concurrence on variation of options 2. Presented four options to the Contractor for going forward 3. Compensation grouting

3. Two horizontal inclinometer are not working as of this morning.
4. Contractor (TPC – FKCI) has begun mining operation. SFMTA sent letter yesterday citing TPC for failure to comply with contract on required functioning instrumentation prior to beginning excavation.

June 2016:

1. Barrel vault pipes and grouting continues to provide support as planned
2. SFMTA's SEM Team (Dr. Sauer Group - DSG) has four men on site, Franz Langer, lead engineer for SEM; Michael Orisario, geologist engineer; Arno and Walter – day/night shift SEM inspectors.
3. All three horizontal inclinometers are now working as necessary from monitoring subsidence immediately above the tunnel excavation.
4. Wang Technologies staff continues to take surface readings above the tunnel excavation twice a week with data reviewed by both SFMTA and TPC teams.
5. Daily readings of Convergence targets (four of six sets of three) are provided as work progresses. Settlement so far for the sidedrifts has remained under 5 mm.

July 2016:

1. The Committee performed a reassessment of the risk, rating will remain a 7.

August 2016:

1. No change from June 2016 assessment.

September 2016:

1. No change to five items listed for June 2016. Frontier-Kemper continues mining on Cross Cut Cavern - Left and Right Side Drift Benches and Inverts. Final section is Center Drift Bench and Invert to complete the ring closure for the CCC. Dr. Sauer & Partners expect up to 10 mm settlement in the street once the ring is closed. Bi-weekly monitoring continues to show stability.

October 2016:

1. Basically, no change to five items for June 2016. F-K completed CCC and NEET on October 6.
2. DSP has four men working on excavation/support phase of CCC through Oct 8. Crew shrinks to three during the next 5-6 week phase of Barrel Vault drilling, installation, grouting, probably completed mid-to-late November based on discussion with DSP (FL).
3. Inclinometers worked through completion of CCC.
4. Wang Tech continues with twice-a-week measurements of surface points with no alerts or triggers yet.
5. Convergence points within the CCC indicated that the beginning and ending points (Stations TM 4.0-6.0, TM 66-68, TM 78) exhibited less than 5 mm movement. Center survey points (Sta. TM 34-36) converged or settled under 10 mm movement, less than expected.

Risk Mitigation Status**Risk Reference: 234**

Risk	Mitigation Strategy
Sequential Excavation Method at CTS - Contractor's propose method will induce detrimental subsidence	1. Designers concurrence on variation of options 2. Presented four options to the Contractor for going forward 3. Compensation grouting

6. Stability for the CCC is quite good. Now next phase begins of backfilling up to Springline and “crunching” temporary inner arches to begin Barrel Vault installation (59 pipes for each of the North Platform and South Platform tunnels).

November 2016:

1. Barrel Vault drilling (60' x 5" diameter) for North and South Platform Caverns is underway, more than 50% completed by Nov 1. About 35% of Barrel Vault pipes are grouted.
2. Dr Sauer & Partners (1 engineer and 2 inspectors) are on site for every day of work.
3. Other instrumentation is now relevant, surface markers, vertical inclinometers, instruments on buildings, and all these items are relevant for close monitoring of the tunnel, surface, and buildings. Contractual issue where TPC does not think that contract requires the SEM Engineer to attend Instrumentation Task Force meetings. SFMTA position is that SEM Engineer is most important Engineer at CTS during excavation under Stockton Street and that SEM Engineer must attend Task Force meeting to stay current with data. Resolution to this issue is pending.
4. Wang Tech continues with twice-a-week measurements of surface points with no alerts or triggers yet.
5. Convergence targets in Cross Cut Cavern have remained stable throughout the last month.
6. Site stability remains good for now. Once Platform Caverns (N and S) begins, then concern for potential movement also increases.

December 2016:

1. Barrel Vaults completed and grouted. Platform Cavern N and S Side Drifts are under excavation at this time for the next many months.
2. Dr Sauer & Partners (1 engineer and 2 inspectors) are on site for every day of work.
3. Other instrumentation is now relevant, surface markers, vertical inclinometers, instruments on buildings, and all these items are relevant for close monitoring of the tunnel, surface, and buildings. TPC is not having the SEM Engineer attend Instrumentation Task Force meetings. This attendance issue by the SEM Engineer is resolved.
4. Wang Tech continues with twice-a-week measurements of surface points with no alerts or triggers yet.
5. Convergence targets in Cross Cut Cavern have remained stable throughout the last month.
6. Site stability remains good for now. Once Platform Caverns (N and S) begins, then concern for potential movement also increases.

January 2017:

1. Platform Cavern N and S Side Drifts are under excavation at this time for the next many months.
2. Dr Sauer & Partners (2 engineers and 2 inspectors) are on site for every day of work.
3. Other instrumentation is now relevant, surface markers, vertical inclinometers, instruments on buildings, and all these items are relevant for close monitoring of the tunnel, surface, and buildings. TPC is ~~not having~~ now allowing the SEM Engineer to attend Instrumentation Task Force meetings. This attendance issue by the SEM Engineer is now resolved.
4. Wang Tech continues with twice-a-week measurements of surface points with no alerts or triggers yet.
5. Convergence targets in Cross Cut Cavern have remained stable throughout the last month.

Risk Mitigation Status**Risk Reference: 234**

Risk	Mitigation Strategy
Sequential Excavation Method at CTS - Contractor's propose method will induce detrimental subsidence	1. Designers concurrence on variation of options 2. Presented four options to the Contractor for going forward 3. Compensation grouting

6. Site stability remains good for now. Platform Caverns (N and S) excavation continues with negligible movement so far (< 3 mm).

February 2017:

- Using the prescribed methodology no evidence of subsidence has been experienced.

March 2017:

- Using the prescribed methodology no evidence of subsidence has been experienced.

April 2017:

- Using the prescribed methodology, no subsidence has occurred beyond what was expected. Platform Caverns and Cross Cut Cavern remain stable.
- Strategic use of compensation grouting is being implemented.

May 2017:

- SEM of the center drift started on Tuesday, 05/02/17 resulting in a 1/8th of an inch subsidence requiring abatement. Additional abatement may be required when work recommences on Friday around the Mandarin Tower.

June 2017:

- Subsidence issues have been experienced at the Mandarin Tower location for the second time. Grout stabilization methods have been introduced.

July 2017:

- Subsidence issues have been experienced at the Mandarin Tower location this month. Abatement protocols were implemented, the Contractor was able to arrest the induced subsidence.

August 2017:

- No new update from last month's status report.

September 2017:

- No update. Condition has remains steady.

Risk Mitigation Status**Risk Reference: 234**

Risk	Mitigation Strategy
Sequential Excavation Method at CTS - Contractor's propose method will induce detrimental subsidence	1. Designers concurrence on variation of options 2. Presented four options to the Contractor for going forward 3. Compensation grouting

October 2017:

1. Subsidence issues have been experienced have not been detrimental. Condition remains steady.

November 2017:

1. Subsidence issues have been experienced on the Mandarin Tower side. The Contractor will comp grout the area to bring the building level, due to uneven settling – front is settling deeper than the back end.
2. Discussion are now taking place to resolve the issue of what level to bring the building back up. The question is should the building be brought back up? Should it be brought up to the trigger level of 0.25 or back to the zero line? Or should it be brought back to the original line at the start of the CN1300 contract.

December 2017:

1. Subsidence issues have been experienced on the Mandarin Tower side, Kent Building, South Presbyterian Church, and Jack Jair building. Contractor performed comp grout to these areas to balance the building level, street side is settling deeper than the back end.
2. Set goal to bring building level back up to the alert level of 0.25, where possible, without damaging building structure.

January 2018:

1. Compensation grouting was successful in bringing Mandarin Tower, Kent Bldg, South Presbyterian Church, Jack Jair to within alert levels of 0.25 inches. No reports of damage to any building.

February 2018:

1. Group A buildings at CTS are within compliance and have not reached Trigger Level of 0.5 inches.
2. Group B buildings at CTS are within compliance and though there are three points at Appleland are at the Trigger Level of 0.75 inches, the other (rear) building points have also settled 0.25 inches so that the relative differential settlement is below 0.5 inches.
3. No reports of damage to any building.

March 2018:

1. Excavation of Platform Caverns and Cross Over Cavern was completed in February 2018.
2. Group A buildings at CTS are within compliance and have not reached Trigger Level of
3. Group B buildings at CTS are within compliance and though there are three points at Appleland are at the Trigger Level of 0.75 inches, the other (rear) building points have also settled 0.25 inches so that the relative differential settlement is below 0.5 inches. No reports of damage to any building.

Risk Mitigation Status**Risk Reference: 237**

Risk	Mitigation Strategy
Non-Conforming work is not identified by TPC's Quality Control Program	<ol style="list-style-type: none"> 1. Correction Action Plan from Contractor 2. Stand down meeting with Contractor 3. Augmentation of Management Staff 4. Higher Cross Check Standards 5. QA (greater surveillances) 6. Bring on additional personnel within the Smith-Emery organization

Initial Assessment: 3, 2, 2**Risk Owner:** M. Latch**Current Assessment:** Construction Risk Rating 2**Status Log:**

May 2015:

1. When Work is found to be non-conforming the Contractor generates a Contractor Non Conformance Report (CNCR). To date, the Contractor has logged 58 CNCRs. The Contractor is required to complete each Block 14 "Proposed Action(s)" of the Contractor's CNCR Form. USE-AS-IS and REPAIR dispositioned CNCRs must be approved by the Resident Engineer (RE) – the approval of the RE includes acceptance of Block 14.
2. The Contractor has been asked to resume the bi-weekly Quality Task Force Meetings (after the 5May2015 C1300 Progress Meeting) which should be the proper forum, or will result in additional meetings to assure that the Work is performed to the Contract Documents and that Work is inspected as required by the approved QCP.
3. Currently the Contractor has provided personnel as required except at CTS where the QCM is also the acting AQCM. TPC QC is in the process of adding personnel, the exact date is to TBD. . In addition, the reinforcing F & I Subcontractor has recently added a Quality Control Engineer (QCE) to assure, and sign-off on the preplacement card, that the rebar has been installed to the latest approved shop drawings or Engineer approved changes to the Design Drawings (the QCE also helps facilitate the generation of RFIs when rebar Design Drawings require clarification).
4. TPC QC has made Smith Emery (SE) Reinforced Concrete Inspectors aware Design Drawing details that have been the subject of CNCRs at YBM roof placements. Additionally, the SE Inspectors have been told to use Design Drawings and approved rebar shop drawings to inspect/accept the installation of reinforcing steel in all concrete placement.
5. TBD
6. TPC QC is now having an additional SE Inspector present to allow for an dedicated inspection of placed rebar prior to each concrete placement.

June 2015:

1. No new information to report.
2. Risk title was reevaluated for accuracy of the risk. The Risk Committee agreed the title should be changed during the June 2015 meeting.

July 2015:

1. Only change is Contractor has now written 72 CNCRs
2. At the 8Jul2015 C1300 Partnering Meeting, the need for this meeting was discussed and is to occur every other week.

Risk Mitigation Status

Risk Reference: 237

Risk	Mitigation Strategy
Non-Conforming work is not identified by TPC's Quality Control Program	1. Correction Action Plan from Contractor 2. Stand down meeting with Contractor 3. Augmentation of Management Staff 4. Higher Cross Check Standards 5. QA (greater surveillances) 6. Bring on additional personnel within the Smith-Emery organization

3. There is now an Assistant CQM for each of the Contract Packages. The organization is somewhat in flux regarding the potential replacement of the current CQM due to health reasons.
4. No change
5. SFMTA QA completed Quality Assurance Audit 025 and Quality Assurance Surveillances 063-066 of TPC's implementation of their Contractor Quality Program (CQP).
6. No change
7. Risk title has been updated once more during the July 2015 meeting, to read "Non-Conforming work is not identified by TPC's Quality Control Program".

August 2015:

1. TPC has assigned a new Quality Control Manager.
2. Assessment of the risk was done and values were assigned.
3. **Recommended risk rating 6 (3 2 2)**
 - a. Probability (3), >50%
 - b. Cost impact (2), <>\$250K - \$1M
 - c. Schedule impacts (2), <> 1 - 3 Months

September 2015:

1. The corrective action reports (CAR) are being received.
2. The Contractor's Quality Control Plan submittal was resubmitted after SFMTA comments were addressed.
3. Reorganization of TPC Quality Control personnel was done; TPC has hired additional personnel.

October 2015:

1. TPC QC is initiating CNCRs usually within the required 24 hours upon becoming cognizant (which at times is provided by RE Staff) of the non-conforming condition.
2. CNCRs with a Use-As-Is and Repair dispositions are being approved by SFMTA prior to repairs being performed or subsequent work being allowed to proceed.
3. TPC's CNCR Form, once again, and as originally approved, includes the CQM's approval of the disposition, root cause and steps to prevent recurrence.
4. Concrete Placement Cards now include provision for assuring that all open CNCRs are closed prior to concrete placement.
5. REs have generated no NCNs (RE requesting TPC to generate a CNCR) since mid-August.

Risk Mitigation Status
Risk Reference: 237

Risk	Mitigation Strategy
Non-Conforming work is not identified by TPC's Quality Control Program	<ol style="list-style-type: none"> 1. Correction Action Plan from Contractor 2. Stand down meeting with Contractor 3. Augmentation of Management Staff 4. Higher Cross Check Standards 5. QA (greater surveillances) 6. Bring on additional personnel within the Smith-Emery organization

December 2015:

1. Bi weekly quality meeting are ongoing, attended by Chuck Ralston, TPC and Mark. Latch, SFMTA.

January 2016:

1. Bi weekly quality meeting continue to take place.
2. Quality issues related to welding have reached a resolution.
3. Spot surveillance related to quality issues findings require resolution.

February 2016:

1. The Quality Task Force (QTF) Meetings are conducted on a bi-weekly schedule with meeting minutes published usually within the following week. These meetings frequently include, as agenda items or ad-hoc items, discussion and suggested mitigation measures related to SFMTA's identification of potential field issues as observed by SFMTA's QA Inspectors.
2. TPC QC, with some participation by SFMTA QA, have verified that Smith Emery's CWIs have documented their acceptance of all structural steel welds performed at UMS prior to June 2015, to approved shop and design drawings and Welding Code (AWS D1.2) requirements.
3. Follow-up joint surveillance (SFMTA QA/TPC QC) of Project Record Documentation (As-Builts) indicates that repair dispositioned CNCRs are now being reflected on the Documentation

March 2016:

1. Generally, the Contractor's QP is being implemented through a collaborative effort; including RE Staff's timely participation, prior to (Preparatory and Initial Phase Meetings and SFMTA HOLD Points) and during the performance of Work, to ensure that the Contract Document requirements have been met. CNCR's are generated, also at times through the aforementioned collaborative effort, when non-conforming work is inadvertently performed/occur. Through ongoing discussions/interactions with SFMTA and TPC QC, TPC QC does not clandestinely accept Work that will require a CNCR.

April 2016:

1. Nothing new to report.

May 2016:

1. Weekly review of CNCRs at each Work Package Progress Meeting indicates that TPC, in conjunction with the Resident Engineers, is satisfactorily implementing the CNCR process of identifying/documenting non-conforming work; otherwise nothing new to report.

Risk Mitigation Status

Risk Reference: 237

Risk	Mitigation Strategy
Non-Conforming work is not identified by TPC's Quality Control Program	<ol style="list-style-type: none"> 1. Correction Action Plan from Contractor 2. Stand down meeting with Contractor 3. Augmentation of Management Staff 4. Higher Cross Check Standards 5. QA (greater surveillances) 6. Bring on additional personnel within the Smith-Emery organization

July 2016:

1. The QCP is continuing to go well. The Contractor is writing NCR's without it being prompted by SFMTA.
2. The Committee performed a reassessment of the risk, rating will remain a 6.

September 2016:

1. Contractor is writing NCR's appropriately.

January 2017:

1. As previously reported and as would be discussed at each Contract Package Weekly Progress Meeting, the Contractor continues to satisfactorily implement their approved Quality Control Program which includes CNCR protocols (Risk Item 238).
2. The Committee performed a reassessment of the risk rating and concluded the rating as a six remains accurate.

February 2017:

1. There is no change to this risk item.

March 2017:

1. No change to this risk.

April 2017:

1. No change to this risk.
2. The Committee agreed this item could be lowered from a six to a two. (2), on the risk register.

March 2018:

1. QMTF bi-weekly meetings continue and the Contractor continues to implement their Quality Program.
2. Nothing new to report – suggest the risk be lowered as was discussed previously.
3. The Committee recommended this risk to be retired at next month's meeting.

Risk Mitigation Status
Risk Reference: 238

Risk	Mitigation Strategy
Quality Program is ineffective in processing the nonconformance items causing schedule impacts	<ol style="list-style-type: none"> 1. Review CNCR log on a biweekly basis. 2. Greater clarity in the Log on what CNCR's are open

Initial Assessment: 3, 2, 2
Current Assessment: Risk Rating 6 - Construction

Risk Owner: M. Latch

Status Log:

July 2015:

1. Discussion required regarding condemning the "Quality Program" VS TPC/TPC QC's inability to; accurately log and or expedite the determination of the disposition of a CNCR, provide timely suggested repair procedures, determine root cause, provide acceptable steps to prevent recurrence, correctly close or accurately update the CNCR Log .
2. TPC QC has begun using the CM13 module for Noncompliance Notices for CNCRs. This should provide for timely submittal of CNCRs and timely/accurate updates of the CNCR Log. More to follow.

August 2015:

1. Assessment of the risk was done and values were assigned.
2. **Recommended risk rating 6 (3 2 2)**
 - a. Probability (3), >50%
 - b. Cost impact (2), <>\$250K - \$1M
 - c. Schedule impacts (2), <> 1 - 3 Months

September 2015:

1. SFMTA Construction team diligently working to make sure the CNCR log is accurate and nonconformance items are being clearly addressed

October 2015:

1. As mentioned in the 6Oct2015 C1300 Progress Meeting - TPC QC has made significant progress in providing a more complete, accurate and timely CNCR Log.
2. New mitigation item added.

November 2015:

1. TPC QC, with support from TPC's Project Executive, is no longer allowing commercial issues to impede the generation of CNCRs.
 - a. Additionally, at the bi-weekly Quality Task Force Meeting it was agreed that TPC's CQM and the CSP PQM will discuss CNCRs that are of a particularly contemptuous or controversial nature and in particular to make sure that each CNCR is timely and accurate and describes non-conforming work; not contractual matters. CNCRs are now identified on the CNCR Log and at each Additional Initial Phase Concrete Pre-Placement Meeting, to preclude work that is the subject of a CNCR from being inadvertently

Risk Mitigation Status	
Risk Reference: 238	
Risk	Mitigation Strategy
Quality Program is ineffective in processing the nonconformance items causing schedule impacts	<ol style="list-style-type: none"> 1. Review CNCR log on a biweekly basis. 2. Greater clarity in the Log on what CNCR's are open

incorporated in to the work. TPC in general, is providing a timelier but still in need of improvement (including ensuring that sufficient information is provided to the Engineer to allow an efficient review of each CNCR) disposition of CNCRs. TPC QCM is now signing off on each CNCR form, prior to the submittal to the Engineer, attesting to the fact that the CNCR contains a reasonable/plausible root cause, suggested repair, reason for accepting a USE-AS-IS dispositioned CNCR and steps to preclude recurrence.

- b. Posting all CNCRs to CM13 eliminates issues associated with the lack of CNCR file naming convention or human error. Through the use of CM13, the Initial issuances and subsequent processing of CNCRs are now timelier and much easier to retrieve for review/approval/informational purposes. Each of the four stages/phases of each CNCR are documented by posting (attaching) a separate file for (1) Initial, (2) Dispositioned, (3) Approved by SFMTA (REPAIR and USE-AS-IS dispositions) and (4) Closed CNCRs, to the associated CNCR number within CM13.

January 2016:

- 1. The posting of nonconformance items by the Contractor has shown notable improvements as it relates to the four stages/phases within CM13.

February 2016:

- 1. Timely issuance/updating of TPC's CNCR log and issuance of initial phase CNCRs has significantly improved.

March 2016:

- 1. Nothing new to report other than the CNCR Log is distributed, and discussed as warranted, at the weekly Contract Package Progress Meetings. And, SFMTA Quality Assurance Audit QAS 026, currently being conducted, includes CNCR Log attributes.)

April 2016:

- 1. Nothing new to report.

May 2016:

- 1. As mentioned for Risk 237, weekly review of CNCRs at each Work Package Progress Meeting indicates that TPC, in conjunction with the Resident Engineers, is satisfactorily implementing the CNCR process otherwise nothing new to report.

June 2016:

- 1. CNCRs continue to be processed by TPC QC as required. One item to note is that the log includes "What is Affected" – this is where each concrete Lift that is impacted/affected by a CNCR is clearly indicated such that concrete is not placed until all non-conforming conditions have been rectified.

Risk Mitigation Status
Risk Reference: 238

Risk	Mitigation Strategy
Quality Program is ineffective in processing the nonconformance items causing schedule impacts	<ol style="list-style-type: none"> 1. Review CNCR log on a biweekly basis. 2. Greater clarity in the Log on what CNCR's are open

July 2016:

1. As reported last month; CNCRs are being logged, generated and processed as required.
2. The Committee performed a reassessment of the risk, rating will remain a 6.

August 2016:

1. No change in status since July 2016.

September 2016:

1. SFMTA and TPC continue to coordinate efforts to mitigate the risk.

October 2016:

1. TPC QC continues to generate "initial" CNCRs upon becoming aware (which often is provided by SFMTA) of a probable non-conformance. CNCRs are then logged and suitably dispositioned, approved by the appropriate entities and closed as appropriate. As has been mentioned previously, weekly progress meetings for each of the Contract Packages includes an agenda item for Quality that always includes a discussion related to CNCRs. Currently, CNCRs are usually being written in a timely manner and are processed as required.

November 2016:

1. Nothing new to add to the October 2016 update for this item.

December 2016:

1. CNCRs continue to be generated, logged and processed as required per TPC's Approved Quality Control Program in conjunction with Specification Section 01 45 00 *Quality Control*. And as such, as was reported last month, there is really nothing new to report.

January 2017:

1. Nothing new to report – suggest that this Risk Item be retired; in particular because this item has become somewhat blended/incorporated into Risk Item 237 which will continue to be reported upon.
2. The Committee addressed the recommendation by SFMTA QA by examining the risk. The decision was made to continue to track this risk on the register separately from 237.

February 2017:

1. Nothing new to report.

March 2017:

1. No change to this risk.

Risk Mitigation Status**Risk Reference: 238**

Risk	Mitigation Strategy
Quality Program is ineffective in processing the nonconformance items causing schedule impacts	<ol style="list-style-type: none">1. Review CNCR log on a biweekly basis.2. Greater clarity in the Log on what CNCR's are open

April 2017:

1. No change to this risk.

May 2017:

1. No change to this risk.

June 2017:

1. No change to this risk.

July 2017:

1. No change to this risk.

August 2017:

1. No change to this risk.

September 2017:

1. No change to this risk.

October 2017:

1. No change to risk this month.

November 2017:

1. Nothing new to report.

December 2017:

1. Nothing new to report.

January 2018:

1. Nothing new to report.
2. This item needs to be reevaluated to better define the potential risk.

February 2018

1. No changes to report.

March 2018:

1. Contractor continues to implement their Quality Program which includes the timely generation and processing of CNCRs.

Risk Mitigation Status**Risk Reference: 238**

Risk	Mitigation Strategy
Quality Program is ineffective in processing the nonconformance items causing schedule impacts	<ol style="list-style-type: none">1. Review CNCR log on a biweekly basis.2. Greater clarity in the Log on what CNCR's are open

2. The CNCR log is updated weekly and disseminated by TPC QC via email to all involved parties as well as provided as a handout at each Contract Package Weekly progress Meeting.
3. CNCR status continues to be a non-controversial discussion topic at each of the weekly Contract Package Meetings.
4. In essence, there is nothing new to report on this item

Risk Mitigation Status
Risk Reference: 240

Risk	Mitigation Strategy
Unresolved Assignment of Schedule Delay Responsibility (may lead to increase cost for the Program)	<ol style="list-style-type: none"> 1. Ask for TIA's 2. As Built Schedule (Program Analysis) 3. Perform a more refined analysis 4. Meet regularly with the Contractor to assign responsibility

Initial Assessment: 3, 4, 4
Current Assessment: Risk Rating 12 – Construction Risk

Risk Owner: E. Stassevitch

Status Log:

October 2015:

1. Risk was assessed, risk rating was applied and mitigation strategy added.
2. SFMTA requested the Contractor to submit a recover schedule to demonstrate the method to which they intend to capture the time loss. If the Contractor elects not to produce a recovery schedule. The Program should formally document the Contractor is not adhering to the contract.

November 2015:

1. SFMTA is working with Contractor to produce recovery Schedule.
2. SFMTA together with FTA PMOC have planned a schedule workshop for mid Nov. to focus on identifying recovery plans and addressing several issues with the schedule update process.

December 2015:

1. Working with TPC to provide monthly schedule progress updates to minimize impact.

January 2016:

1. Schedule letter in preparation to address issues surrounding schedule updates, need for schedule recovery plan, and other deficiencies related to contract required schedule deliverables.

February 2016:

1. SFMTA is preparing a letter to be sent out on February 5, 2016. The will address various issues:
 - a. TPC's claim of TIA's, which have yet to be received by SFMTA.
 - b. List of achievable goals where SFMTA can help them with.

April 2016:

1. Partnering with TPC continues. Both parties have agreed to sit down and discuss schedule comments.
2. Limiting the rhetoric, comments are required to come from management in terms of how to address the schedule mitigation.
3. The work is not being by the unresolved schedule comments. The focus now is to improve the contract operation future and to reconcile the past.
4. Two additional resources on the SFMTA's scheduling side have been brought on board help with resolutions.

Risk Mitigation Status
Risk Reference: 240

Risk	Mitigation Strategy
Unresolved Assignment of Schedule Delay Responsibility (may lead to increase cost for the Program)	<ol style="list-style-type: none"> 1. Ask for TIA's 2. As Built Schedule (Program Analysis) 3. Perform a more refined analysis 4. Meet regularly with the Contractor to assign responsibility

May 2016:

1. Reconciling of the progress schedule continues.
2. The SFMTA's goal is to have the as built schedule reconciled by the end of May. Source data will be transmitted to TPC to show why schedule dates were changed by SFMTA.

June 2016

1. SFMTA continue to work on As-built schedules reconciliation,
2. Progress schedule reconciliation continues

July 2016:

1. The Committee performed a reassessment of the risk, rating will remain an 8.

August 2016:

1. SFMTA continues to work with TPC to reconcile the progress schedule. Pressing TPC to address issues related to logic and other issues.

September 2016:

1. To mitigate the delays the Contractor will work towards reducing the amount of work, which needs to be completed in the remaining amount of time.
2. The Program have buffer float of about six months.

October 2016:

1. Efforts are ongoing towards completing the as built schedule as well as reconciling the progress schedule.

November 2016:

1. Currently the critical path is being analyzed on month to month basis. Determination of who owns what delay will be sorted out once the as-built schedule is completed.

December 2016:

1. The Program is proceeding with meeting with TPC's scheduler. Negotiating discussions are taking place concerning the Chinatown pole. SFMTA will present an offer. If that offer is rejected then the SFMTA will proceed with a unilateral change. Also, the Program is beginning the process of assigning responsibility for the incurred delays.
2. The Program is also looking a claims which concern non critical path delays.

January 2017:

Risk Mitigation Status
Risk Reference: 240

Risk	Mitigation Strategy
Unresolved Assignment of Schedule Delay Responsibility (may lead to increase cost for the Program)	<ol style="list-style-type: none"> 1. Ask for TIA's 2. As Built Schedule (Program Analysis) 3. Perform a more refined analysis 4. Meet regularly with the Contractor to assign responsibility

1. Work towards completion of the as built schedule continues. Once the gaps are filled in, it will allow the Program to accurately assign responsibility for delays.

February 2017:

1. Delay responsibility will be determined once the as built schedule is complete.

March 2017:

1. An adjustment was granted for non-compensable 18-days of schedule delay, under (COR 039).

April 2017:

1. The Project Control team continues to review the inspector's daily reports, to piece together the as built schedule.

May 2017:

1. In CSP generated analysis of the schedule, CSP has conceded to 18 days of the delay, with the possibility of giving into a few more days.
2. If there is no assigned resolution during the senior partnering meeting today, May 4th, the next step will to take this issue before the DRB presenting a narrative of the schedule facts.

June 2017:

1. Senior Management Partnering meetings between CSP and TPC are taking place to try and resolved some of the schedule delays.

July 2017:

1. The most recent DRB meeting scheduled required a cancellation, due to the absence of one of the three DRB members.
2. In an attempt to resolve some of the outstanding delay responsibility issues, CSP has stated that out of the 180 days initially requested by TPC, CSP is willing to compromise, offering 35 days of compensable delay.

August 2017:

1. The Project next DRB meeting is set for August 22nd and 23rd.
2. The Senior Management Partnering meetings between CSP and TPC will be held on 08/17/17.

September 2017:

1. An agreement between SFMTA and TPC on the as built schedule has been established up to January 2016. Currently there is no agreement on responsibility for the delay.
2. A re-evaluation of the risk by the Committee agreed that the rating was too and warranted an increase. In additional a fourth mitigation strategy was added to this risk.
3. **Recommend increasing this risk rating to 12 (3, 4, 4)** (increasing probability)
 - a. Increase probability (3), >50%, from a 2

Risk Mitigation Status
Risk Reference: 240

Risk	Mitigation Strategy
Unresolved Assignment of Schedule Delay Responsibility (may lead to increase cost for the Program)	<ol style="list-style-type: none"> 1. Ask for TIA's 2. As Built Schedule (Program Analysis) 3. Perform a more refined analysis 4. Meet regularly with the Contractor to assign responsibility

- b. Maintain cost impact (4), \$3m - 10m,
- c. Maintain schedule impacts (4), <6-12 months

New Assessment: Risk Rating 12

October 2017:

1. The SFMTA and TPC will participate in a DRB Hearing on October 11, 2017 to discuss claims #5 & #23 – TIA's at CTS.

November 2017:

1. SFMTA/TPC has agreed to break the job's TIA's into meaningful segments of work, that are well defined and on the critical path, for example slurry wall and headhouse digging.
2. TPC is still disputing the Program findings, believing SFMTA is chiefly responsible for all delays.
3. The DRB owes the both parties a report on their finding for the meeting which took place on October 11, 2017.

December 2017:

1. The Program received the DRB's report for its findings of information presented at the October 11, 2017 meeting.\
2. CSP's review of TPC's schedule updates, are being sent back to them with the Program input, which reflects what is believed to be the actual schedule.
3. An agreement was made during the DRB is to provide TPC the actual XER file with comments and what it is CSP expect to see, for TPC to incorporate. This practice has begun during the month of June and has continued thru the month of December. The Program has yet to receive a response from TPC.

January 2018:

1. Updates to elements within the schedule are being done to the (Xer) file. The Program will continue to give TPC SFMTA's updated (Xer) file as agreed to with the DRB.

February 2018:

1. The Program continues to send updated XER files to the Contractor. So far June 2017 through October 217 have been returned.
2. The Contractor has yet to respond with any comments or changes to the schedule which reflect CSP's input.

March 2018:

1. The Programs continues to provide a revised XER file to the Contractor. There has yet be a response from the Contractor regarding these schedule changes.

Risk Mitigation Status
Risk Reference: 244

Risk	Mitigation Strategy
254 4 th Street (Olivet building) - potential coordination issues	<ol style="list-style-type: none"> 1. Maintain contact with the Developer 2. Facilitate completion of TPC work overlapping with developer access

Initial Assessment: 1, 1, 1
Current Assessment: Risk Rating 2 - Construction Risk

Risk Owner: P. Orsburn

Status Log:

January 2016:

1. Risk 216 December's 2015 risk update, stated the Developer has completed demolition and now in shoring/foundation installation phase.
2. Risk 216 - Olivet building potential construction impact was retired on January 07, 2016.
3. Developer has requested an additional space including 17'- wide sidewalk along 4th Street and 4'-wide sidewalk on Clementina frontage has been requested Risk 216
4. This new risk (244) was established to track potential coordination issues with Developer, which could arise due to their ongoing activities.
5. RE will contact developer notifying them they cannot occupy space between Jan 2016 and the next 3mos, due to CSP construction commitments.

February 2016:

1. No change.
2. The committee preformed a assessment of this risk to determine its current Risk rating of a 2.

March 2016:

1. No change.

June 2016:

1. Hotel development is now in vertical construction phase. Coordination in progress to accommodate installation of developer's double-cab lift on 4th Street sidewalk area. Coordination will be ongoing between hotel and YBM activities.

September 2016:

1. Hotel developer's lift was installed and hotel development vertical construction has proceeded. Coordination ongoing as needed.

October 2016:

1. No change.

January 2017:

1. Recent coordination issues have come up, concerning the hotels opening day access location.
2. CSP still have utilities which need to be installed on Clementina St. as well as milling and grinding work up to 5th Street.

Risk Mitigation Status**Risk Reference: 244**

Risk	Mitigation Strategy
254 4 th Street (Olivet building) - potential coordination issues	<ol style="list-style-type: none">1. Maintain contact with the Developer2. Facilitate completion of TPC work overlapping with developer access

February 2017:

1. No change to this risk to report.

May 2017:

1. Two coordination issue still exist involving utilities which would require shut down the street. The RE needs to insist that this work is done prior to the opening of the hotel.

June 2017:

1. The building is slated to be open in July. CSP still needs to coordinate the utility work which remains to be completed.
2. The RE needs to capture in CSP's work plan and document what was stated during the coordination meeting.

November 2017:

1. The hotel building is slated to open mid-January 2018. Coordination in progress for opening both Clementina Street and the frontage in front of hotel on 4th Street.

March 2018:

1. The hotel building is slated to open mid-year 2018. Coordination in progress for opening both Clementina Street and the frontage in front of hotel on 4th Street, and installation of a street light pole at 4th & Clementina.

Risk Mitigation Status
Risk Reference: 246

Risk	Mitigation Strategy
Design changes not being captured in as-builts may impact soft cost at the end of the project	1. Ensure Contractor is including all PCC design change details onto the as-builts dwgs.

Initial Assessment: 1, 1, 1

Risk Owner: E. Stassevitch

Current Assessment: Risk Rating 2 - Construction Risk

Status Log:

May 2016:

1. The committee preformed an assessment of this risk to determine its current Risk rating.

Recommended risk rating 2 (1 1 1)

- a. Probability (1), < 10%
- b. Cost impact (1), < \$250K
- c. Schedule impacts (1), < 1 Month

July 2016:

1. To ensure design changes are being captured in the as-builts the process needs to be examined closely.
2. The Committee performed a reassessment of the risk rating will remain a 2.

May 2017:

1. RFI, CNCR and PCC changes will be incorporated in into the as built drawings by the Contractor. As well as the sketches being issued by the designer of record which are now part of the CAD's.

January 2018:

1. TPC contract contains a pay item in their pay application, which is to verify that the drawings capture the construction as built information.

March 2018:

1. Design changes are not effecting the project. The concern is more of the risk of shop drawings not being implemented into the as built.

Risk Mitigation Status
Risk Reference: 248

Risk	Mitigation Strategy
Production Rate – existing sequence at CTS (actual vs expected effort not achieved)	1. Allowing the Contractor to gain time in other areas of the remaining construction.

Initial Assessment 5, 5, 5

Risk Owner: E. Stassevitch

Current Assessment: Risk Rating 25 – Construction Risk

Status Log:

September 2017:

1. Mitigation strategies already implemented were to relax the mining requirement hold point, allowing them to mine further.
2. Rating of this risk show's that if LD's were issued it would be at a significant cost impact. Totaling over \$10M that can be issued.

October 2017:

1. Currently there has been no additional delays and the schedule isn't losing any more time.
2. The Program is expecting the work activity to be completed in January 2018.

November 2017:

1. Analysis of the schedule range was ran through the Monte Carlo software. Based on the current production information ran the result of the analysis demonstrates the work schedule work has been maintained.
2. TPC's schedule is reflecting an end of completion date for tunneling excavation by the end of February. The Program believes it to be closer to mid-March or April.
3. Closely monitoring of the Contractor's progress should take place, specifically during this holiday period.

December 2107:

1. TPC weekly progress report shows there was a slippage. The progress will continue to be closely monitored.

January 2018:

1. Based on a review of TPC's schedule the Program believe the completion of the cavern date to be mid-February.
2. A recommendation has been made to possibly lower the risk rating or retire the risk altogether in March.

February 2018:

1. CTS SEM work slated to be finished by the end of the month.
2. Mining work is expected to be finish at the end of March.
3. Remaining work will be to take out the muck.

March 2018

1. Mining work was completed on February 9th.
2. The Risk Committee recommended this be looked at for retirement at next month's meeting.

Risk Mitigation Status
Risk Reference: 249

Risk	Mitigation Strategy
Unable to re-sequence the current construction activities which are linear	1. Get the Contractor to demonstrate the ability to do so.

Initial Assessment: 2, 3, 4

Risk Owner: E. Stassevitch

Current Assessment: Risk Rating 7 – Construction Risk

Status Log:

September 2017:

1. Mitigation assessment/strategy and assigned risk rating was done by the Committee.

October 2017:

1. Activities taking place are start to finish. CSP would like to see the Contractor perform some activities start to start. CSP's scheduler is looking at future activities to get a range, to see if this is possible.

November 2017:

1. TPC's schedule shows items which are linear. The Program has made updates to its schedule now showing items in the schedule which are somewhat parallel, in an attempt to show the real schedule durations.

December 2017:

1. With the use of the Monte Carlo software the Program has discovered some linear construction activities in nature aren't true. In addition it has been discovered there are imbedded floats. Determining that TPC has included additional extended days to perform testing beyond the individual station testing. This discovery in the schedule has been brought to TPC's attention. A response is still pending.

January 2018:

1. TPC's schedule update demonstrates the Contractor is performing some activities parallel sequence.

February 2018:

1. It has been noted the Contractor has made some adjustment in operations as noted in the Program schedule.

March 2018:

1. The Contractor has made some adjustments in the work activities. No longer are they performing work in a sequence of start to finish, but start to start. Allowing the Contractor to recovery a small incriminate of time by several weeks.
2. Currently TPC is showing the Program revenue service date of October instead of what was reported to be December10th.

Risk Mitigation Status
Risk Reference: 251

Risk	Mitigation Strategy
Physical activities missing (not defined) in the schedule/ Identify activities of undefined scope	<ol style="list-style-type: none"> 1. Perform additional reviews of schedule to see if any changes are made. 2. Maintain Programs schedule, which does not allow increase duration.

Initial Assessment: 3, 2, 3
Current Assessment: Risk Rating 8 – Construction Risk

Risk Owner: E. Stassevitch/A. Hoe

Status Log:

September 2017:

1. Activities by the Contractor are being added to the schedule, increasing the duration, which is not allowed per the contract.

October 2017:

1. TPC has in the (near schedule) included activities not in the planned work. The Committee suggested the scheduler delve deeper to determine if the activities is an omission or embedded into another activity. Whatever the reason the Contractor should include a narrative of what he has done.
2. Previous risk #250 has been deleted from the register and added to this risk #251.

November 2017:

1. The Program’s scheduler has identified some physical activities which are missing from TPC’s schedule. CSP’s scheduler is inputting those identified missing activities in the Programs schedule.

December 2017:

1. CSP’s scheduler is modifying the .XER file and forwarding it back to TPC for their input.

January 2018:

1. Activities are continuously being updated, while maintaining task durations.

February 2018:

1. No new information to report. CSP’s scheduler continues to make updates to TPC’s schedule.

March 2018:

1. The Program’s scheduler continues update the electronic XER file inserting activities, editing durations where appropriate and I believe to be a more realistic depiction of what is actually occurring in the field.

Risk Mitigation Status**Risk Reference: 252**

Risk	Mitigation Strategy
Inappropriate time duration identified in the schedule for an activity	1. Add additional shifts and resources

Initial Assessment: 2, 2, 3**Risk Owner:** E. Stassevitch/A. Hoe**Current Assessment:** Risk Rating 5 – Construction Risk**Status Log:**

September 2017:

1. Mitigation assessment/strategy and assigned risk rating was done by the Committee.

October 2017:

1. Noted duration of activities has been identified by CSP's scheduler. A started duration taking longer is acceptable provided TPC tell us what the realistic duration is, explaining why it is taking longer to complete the activity.

November 2017:

1. Proper time duration are not being inputted correctly in TPC schedule. CM suggest that a summary schedule be nailed down as soon as possible with time durations within the Monte Carlo software.

March 2018:

1. The Program is using the Monte Carlo software to perform an analytical simulation of the schedule.

Risk Mitigation Status
Risk Reference: 253

Risk	Mitigation Strategy
Do not have adequate resources defined to do the work	<ol style="list-style-type: none"> 1. Add resources to make sure to prioritize where limited resources need to go. 2. Work extended hours or additional shifts. 3. Ensure access to the area. 4. Identify TPC's sub-consultant "Fisk" staff who will led the MEP work.

Initial Assessment: 5, 2, 2
Current Assessment: Risk Rating 6 – Construction Risk

Risk Owner: E. Stassevitch

Status Log:

September 2017:

1. Mitigation assessment/strategy and assigned risk rating was done by the Committee.

October 2017:

1. Committee expressed the concern the Contractor would not have adequate resources to perform the Mechanical Electrical Plumbing (MEP) work. Based on the schedule's staggering work the CM believes there will be enough lag for crews to head towards the work north.
2. A reassessment of the risk was done. The risk rating was reduced from 10 to 6.
New Risk Rating 6 (3, 2, 2)
 Probability (3), > 50%
 Cost impact (2), <> \$250K – 1M
 Schedule impacts (2), <> 1 – 3 Month

November 2017:

1. The Program does not have confidence that there will be enough time and resources to do the work that is reflected in the schedule. In mitigating this issue an assessment needs to be taken each month of construction work progress, via the schedule summary form, commenting on the Program findings.

December 2017:

1. Contractor is not falling further behind.
2. More advancing work is being done, moving out of sequence so the work is not all on the critical path.

January 2018:

1. No new information to report this month.
2. The Committee added additional mitigation strategies 3 & 4 to this risk.

Risk Mitigation Status**Risk Reference: 253**

Risk	Mitigation Strategy
Do not have adequate resources defined to do the work	<ol style="list-style-type: none">1. Add resources to make sure to prioritize where limited resources need to go.2. Work extended hours or additional shifts.3. Ensure access to the area.4. Identify TPC's sub-consultant "Fisk" staff who will led the MEP work.

February 2018:

1. At this time it is not clear if there is a resource issue. This is something the Program will need to monitor going forward.
2. It could potential be problematic when there are similar activities going at both ends.

March 2018:

1. Issues could arise in sequencing the electrical or mechanical work, with the subconsultant Fisk not having enough labors. Currently this is not the case.

Risk Mitigation Status**Risk Reference: 256**

Risk	Mitigation Strategy
Potential water leaks at CTS station	1. 2.

Initial Assessment: X, X, X**Current Assessment:** Risk Rating X – Construction**Risk Owner:** W. Lee**Status Log:**

March 2018:

1. At CTS preventive measures are taking place to elevate the potential leakage issue from occurring a CTS.

Risk Register

	A	H	I	J	K	L	M	N	O	P	R	S
1	PROJECT RISK REGISTER					Low (1)	Medium (2)	High (3)	Very High (4)	Significant (5)		
2	Central Subway Project San Francisco					Probability	< 10%	<> 10-50%	> 50%	<> 75% & 90%	>90%	RISK RATING = PROBABILITY X (COST IMPACT + SCHEDULE IMPACT)
3	REV : 77					Cost Impact	< \$250K	<> \$250K - \$1M	<> \$1M - \$3M	<> \$3M - \$10M	>\$10M	2
4	DATE ISSUED: 03/06/18					Schedule Impact	< 1 Month	<> 1 - 3 Months	<> 3-6 Months	<> 6 - 12 Months	> 12 Months	SCORE = PROBABILITY X (COST IMPACT + SCHEDULE IMPACT)
5	Final Risk ID	Risk Description	Mitigation Description	RISK Category	Probability %	Cost Impact	Schedule Impact	Calc Impact	Calc %	Risk Rating	Status	Must Complete by Date
10	At Grade In Mixed Traffic											
12	Underground Tunnel											
45	115	Jet grouted station end walls are installed by Tunnel contractor. Station Contractor assumes risk of possibly leakage problems due to insufficiently quality of end walls.		C	3	1	1	1	50%	3		5/26/15 UMS1295
52	Track Embedded											
55	Track: Special											
58	MOS Station											
112	36	Damage to buildings or utilities as a result of heave from grouting at UMS	Tangent piles combined with surface jet grouting will be utilized.	C	5	1	1	1	90%	5	Mitigation measures implemented in contract documents to reduce risk	4/14/15 UMS1310
113	37	Damage to adjacent buildings at UMS due to surface construction activities.	1. Require protective barriers. 2. Have an emergency and rapid response customer focused task force to fix damaged facilities. 3. Quickly repair and reimburse resulting costs. 4. Include probable cost in estimate.	C	1	1	1	1		1	Mitigation measures implemented in contract documents to reduce risk	9/7/16 UMS1430
161	CTS Station											
163	46	Public complaints result in unanticipated restrictions on construction at CTS. (schedule and estimate for underground work assumes 6 day work week and 2 shifts per day)	1. Public outreach maintain regular and open communications so Public knows construction plans and progress at all times. 2. Require Contractor to assist Public Outreach efforts, maintain access to businesses and assist with deliveries and pick-ups, control noise and vibration, continuously cleanup site, and provide pedestrian and vehicle traffic and protection plans, informational signage, ADA ramps and minimum sidewalk widths. 3. Require barriers to protect pedestrians and shield them from noise and dirt from construction. 4. Work with MOED to increase cleanup of the area and assist pedestrians across streets, as needed. 5. Monitor and enforce noise, vibration, ADA, traffic, and cleanup requirements. 6. Quickly process and resolve damage and accident claims from the Public. 7. Assumed this work in cost & schedule estimates.	C	1	2	1	2	10%	2	Implementation of mitigation measures part of Communication/Outreach plan and certain aspects to be included in the contract documents.	10/9/17 CTS1500
167	48	Incomplete drawdown of groundwater. (inside of box and inside of caverns)	1. Require additional grouting to limit leakage to permissible level. 2. Include dewatering bid item in contract. 3. Include probable grouting and dewatering work in cost & schedule estimates.	C	2	2	1	2	35%	3	Mitigation measures have been included in contract documents	5/1/16 CTS1140

Risk Register

	A	H	I	J	K	L	M	N	O	P	R	S
1	PROJECT RISK REGISTER					Low (1)	Medium (2)	High (3)	Very High (4)	Significant (5)		
2	Central Subway Project San Francisco					Probability	< 10%	<> 10-50%	> 50%	<> 75% & 90%	>90%	RISK RATING = PROBABILITY X (COST IMPACT + SCHEDULE IMPACT)
3	REV : 77					Cost Impact	< \$250K	<> \$250K - \$1M	<> \$1M - \$3M	<> \$3M - \$10M	>\$10M	2
4	DATE ISSUED: 03/06/18					Schedule Impact	< 1 Month	<> 1 - 3 Months	<> 3-6 Months	<> 6 - 12 Months	> 12 Months	SCORE = PROBABILITY X (COST IMPACT + SCHEDULE IMPACT)
5	Final Risk ID	Risk Description	Mitigation Description	RISK Category	Probability %	Cost Impact	Schedule Impact	Calc Impact	Calc %	Risk Rating	Status	Must Complete by Date
52		Unacceptable settlement and impact on major utilities at CTS. (OLD SEWERS AND OTHERS WITHIN 20FT SPACE BETWEEN TOP OF CAVERN AND STREET LEVEL)	1. Evaluate effect of potential settlement on utilities. 2. Slip-lined sewer by CTS contractor. 3. Other utilities will be reinforced as needed, monitored during construction, and repaired / replaced as needed. 4. Contractor to correct impact of settlements by repair. 5. Have contingency repair/restoration plan. 6. Utility contact information and procedure will be on plans. 7. Develop an allowance for utility repair. 8. Include probable costs in estimate.	C	3	3	1	2	50%	6	Project configuration change, lowered station 25 ft. reducing the probability of this risk. Risk rating lowered.	4/22/16 N-CTS9730
175	General											
216	Demolition, Clearing, Earthwork											
218	Site Utilities, Utility relocations											
220	Hazmat, Contaminated Material											
230	Environmental Mitigations											
234	Site Structure incl. sound walls											
240	Auto/bus/van access ways, roads											
242	Train Control and Signals											
247	72	Interface new Signaling and Train Control system to existing at Fourth and King	1. Connect new system in parallel with existing system until the new system has been tested and safety certified for operation.	C	2	2	3	3	35%	5	Awaiting approval of contract plans by Muni Operations.	3/4/16 STS1045
249	PR78	Delays or complication by other SFMTA projects delays CSP: radio, fare collection, C3/TMC	1. Monitor other projects' developments. 2. Develop contingency plans as needed to avoid 1256 delay of revenue service.	C	2	2	2	2	35%	4		7/27/12 FDS 1940
258	Traffic signals & Crossing Protn.											
260	Fare Collections Systems											
262	Purchase or lease of Real Estate											
265	Reloc. of Household or Business											
273	Vehicles											
275	Preliminary Engineering											
278	95	Contractor default during construction impacts schedule (key sub-contractor)	1. Assist Bonding company in transition and to maintain schedule.	C	2	2	3	3	35%	5		11/17/17 STS 1500
291	99	Breakdown in relationships between SFMTA and Contractors during construction results in increased claims and delays to the overall construction schedule.	1. Executive partnering and alternate dispute resolution. 2. Train staff in adherence to issue resolution process	C	2	4	1	3	35%	5	Mitigation measures being implemented	7/27/12 FDS 1940
297	100	Procurement of long lead items delays work. (fans, rails and special track work, TPSS, Escalators, elevators, TBM)	1. Include schedule milestones for procurement of and substantial payment for stored long lead items in contract to encourage early procurement. 2. Monitor procurement of critical items.	C	1	2	2	2	10%	2	Not considered a project risk.	11/17/17 STS 1500
299	Insurance, permits etc.											
306	103	Difficulty in getting required permits	1. Coordinate with permit officials and request permits as early as possible. 2. Obtain assistance obtaining permits from PM/CM & FD Consultants.	C	1	1	1	1	10%	1		12/18/12 FDS 1275
307	104	CPUC approval at Grade Crossing for G0164d takes longer to negotiate / obtain than schedule allows	1. Grade Crossing approvals are not received until final CPUC inspection at the completion of construction. 2. Close coordination with CPUC will continue until approval is received. 3. Signal standardization issue will elevated to the appropriate SFMTA Division.	R	2	3	2	3	35%	5	CPUC Resolution (TED-253) for extension of our at grade crossing was granted.	7/27/12 FDS 1940
308												

Risk Register

	A	H	I	J	K	L	M	N	O	P	R	S
1	PROJECT RISK REGISTER					Low (1)	Medium (2)	High (3)	Very High (4)	Significant (5)		
2	Central Subway Project San Francisco					Probability	< 10%	<> 10-50%	> 50%	<> 75% & 90%	>90%	RISK RATING = PROBABILITY X (COST IMPACT + SCHEDULE IMPACT)
3	REV : 77					Cost Impact	< \$250K	<> \$250K - \$1M	<> \$1M - \$3M	<> \$3M - \$10M	>\$10M	2
4	DATE ISSUED: 03/06/18					Schedule Impact	< 1 Month	<> 1 - 3 Months	<> 3-6 Months	<> 6 - 12 Months	> 12 Months	SCORE = PROBABILITY X (COST IMPACT + SCHEDULE IMPACT)
5	Final Risk ID	Risk Description	Mitigation Description	RISK Category	Probability %	Cost Impact	Schedule Impact	Calc Impact	Calc %	Risk Rating	Status	Must Complete by Date
309	105	Electrical service delays startup and testing	1. Submit applications for new service as early as possible. 2. Coordinate closely with PG&E to ensure timely delivery of electrical service.	C	1	2	1	2	10%	2	Applications for new service have been submitted to PG&E.	11/17/17 STS 1500
310	106	Risk of Labor dispute delaying the work.	1. Enforce designated gate for employees of the contract in dispute so that the rest of the work is not delayed. In case of a Labor dispute, it is standard practice for the contractor to enforce designated gate for employees of the contract in dispute so that the rest of the work is not delayed.	C	2	1	1	1	35%	2		11/17/17 STS 1500
312	Unallocated Contingency											
317	111	Major Earthquake stops work	1. Include Force Majeure clause in contracts.	C	1	5	3	4	10%	4	Force Majeure clause included in contracts.	12/30/20 MS 0010
318	112	Major safety event halts work	1. Require contractor Safety plan to address this risk. 2. CM inspections to ensure that safety plan and procedures are implemented.	C	1	5	3	4	10%	4	Health and Safety provisions included in contracts. CS Program provides full-time Safety Manager.	12/30/20 MS 0010
320												
330	205	Prolong period of CMod's creates additional cost/causes bad blood between Resident Engineer and Contractor	1. CMod Task Force - 5 Areas of Improvement identified 2. Implement areas of improvement 3. Increase Delegation of Authority 4. Increase frequency of meetings	C	4	2	1	2	80%	6		
342	217	Delays or complications construction by others – SF Dept. Of Technology, 3rd party utilities	1. Early engagement and coordination for agreements and plan development to avoid construction delays.	C	2	1	1	1	35%	2	DTIS MOU has been signed.	
349	224	CTS AWSS/Ductbank Interface - AWSS system is old and requires replacement	1. Look at alternatives to address 2. Turn off system while CSP work is being done, and then turn on later (find a bypass).	C	2	1	1	1	35%	2		
352	227	LRV Training - having enough trained operators (surplus)	1. Ramp up trained operators a year ahead of time 2. Ensure testing is finished 3. Completion of work at storage track location (Bryant & King)	C	1	2	1	2	10%	2		
353	228	Muni union workers - barn signup (preferred runs)	1. Barn sign up - Issue the runs in the trapeze system to provide the runs for the operators to sign up 6 months in advance.	C	1	1	4	3	10%	3		
354	229	CN1300 System Acceptance Testing	1. Identify duration 2. Identify advance activities that can be done prior to and concurrent to revenue service	C	3	1	3	2	50%	6		
355	230	SFMTA Commissioning Coordination (inaccurate time for coordination or participation from Muni Ops)	1. Signage – Notifying the public 2. Create a commissioning team 3. Getting Operation's test requirement in hand	C	3	1	3	2	50%	6		
359	234	Sequential Excavation Method at CTS - Contractor's propose method will induce detrimental subsidence	1. Designers concurrence on variation of options 2. Presented four options to the Contractor for going forward 3. Compensatin grouting	C	2	4	3	4	35%	7		
362	237	Non-Conforming work is not identified by TPC's Quality Control Program	1. Correction Action Plan from Contractor 2. Stand down Meeting with Contractor 3. Augmentation of Management Staff 4. Higher Cross Standards 5. QA (greater surveillances) 6. Bring on additional personnel within the Smith-Emery organization	C	1	2	2	2	10%	2		

Risk Register

	A	H	I	J	K	L	M	N	O	P	R	S
1	PROJECT RISK REGISTER					Low (1)	Medium (2)	High (3)	Very High (4)	Significant (5)		
2	Central Subway Project San Francisco					Probability	< 10%	<> 10-50%	> 50%	<> 75% & 90%	>90%	RISK RATING = PROBABILITY X (COST IMPACT + SCHEDULE IMPACT)
3	REV : 77					Cost Impact	< \$250K	<> \$250K - \$1M	<> \$1M - \$3M	<> \$3M - \$10M	>\$10M	2
4	DATE ISSUED: 03/06/18					Schedule Impact	< 1 Month	<> 1 - 3 Months	<> 3-6 Months	<> 6 - 12 Months	> 12 Months	SCORE = PROBABILITY X (COST IMPACT + SCHEDULE IMPACT)
5	Final Risk ID	Risk Description	Mitigation Description	RISK Category	Probability %	Cost Impact	Schedule Impact	Calc Impact	Calc %	Risk Rating	Status	Must Complete by Date
363	238	Quality Program is ineffective in processing the nonconformance items causing schedule impacts	1. Review CNCR log on a biweekly basis. 2. Greater clarity in the Log on what CNCR's are open	C	3	2	2	2	50%	6		
365	240	Unresolved Assignment of Schedule Delay Responsibility (may lead to increase cost for the Program)	1. Ask for TIA's 2. As Built Schedule (Program Analysis) 3. Perform a more refined analysis 4. Meet regularly with the Contractor to assign responsibility	C	3	4	4	4	50%	12		
368	243	Contractor becomes complacent in third party insurance claims - could increase cost to the project	1	C	2	2	1	2	35%	3		
369	244	254 Fourth Street (Olivet Bldg.) potential coordination issues	1. Maintain contact with the Developer 2. Facilitate completion of TPC work overlapping with developer access	C	2	1	1	1	35%	2		
371	246	Design changes not being captured in as-builts	1.Ensure Contractor is including all PCC design change details onto the as-builts dwgs	C	2	1	1	1	35%	2		
372	247	Year 2017/2018 Funding allocation – Not receiving the needed funding	1. Find alternative funding for \$246M 2. Highlight the importance in the infrastructure to this project.	C	2	4	1	3	35%	5		
373	248	Production Rate – existing sequence at CTS (actual vs expected effort not achieved)	1. Allowing the Contractor to gain time in other areas of the remaining construction.	C	5	5	5	5	90%	25		
374	249	Unable to re-sequence the current construction activities which are linear	1.Get the Contractor to demonstrate the ability to do so.	C	2	3	4	4	35%	7		
376	251	Physical activities missing (not defined) in the schedule / identify activities of undefined scope	1. Perform additional reviews of schedule to see if any changes are made. 2. Maintain Programs schedule, which does not allow increase duration.	C	3	2	3	3	50%	8		
377	252	Inappropriate time duration identified in the schedule for an activity	1. Add additional shifts and resources	C	2	2	3	3	35%	5		
378	253	Do not have adequate resources defined to do the work	1.Add resources to make sure to prioritize where limited resources need to go. 2. Work extended hours or additional shifts. 3. Ensure access to the area. 4. Identify TPC's sub-consultant "Fisk" staff who will led the MEP work.	C	3	2	2	2	50%	6		
379	254	CPUC Field Certification - Not having enough staff to certify the work may slow down the process	1. Schedule certification process as soon as possible.	C	3	1	3	2	50%	6		
380	255	Water leaks at YBM and CTS station	1	C	-	-	-	-	0%	-		