



SFMTA Photography Department | sfmta.com/photo

Quarterly Report to the SFMTA Bond Oversight Committee

January – March 2016 (Q3)
San Francisco Municipal Transportation Agency



SFMTA
Municipal
Transportation
Agency

[Page Blank]

Table of Contents

Overview	1
Bond Expenditures.....	3
Series 2012B.....	5
Series 2013	7
Series 2014	9
Project Status Reports.....	11
1 California: Laurel Village Transit Priority Project	13
9 th and Division Improvements	15
19 Polk: Polk Street Transit Priority Project	17
33 Stanyan Overhead Replacement – Phase I	19
Above Grade PCS & Signal Visibility Improvement.....	21
Balboa Streetscape.....	23
Bicycle Parking	25
Bicycle Strategy Capital Projects – Oak and Fell Bikeways Resurfacing.....	27
Bicycle Strategy Capital Projects – Polk Street Northbound Separated Bikeway	29
Bicycle Strategy Capital Projects – Wiggle Neighborhood Green Corridor	31
Broadway Chinatown Streetscape.....	33
C3 Blue Light Emergency Phone Replacement.....	35
C3 Integrated Systems Replacement	37
Church and Duboce Project	39
Columbus Ave. Streetscape Project.....	41
Elevator Safety & Reliability Project.....	43
Excelsior and South Bernal Areawides	45
Franklin Street Bulbouts.....	47
Geary Bus Rapid Transit (BRT) Phase I.....	49
Geary-Gough-Peter Yorke Bulbout.....	51
Gough Street Pedestrian Improvements	53
Islais Creek Phase II Improvements.....	55
L Taraval Track Rail & Overhead Rehabilitation.....	57
M Ocean View Track Replacement	59
Masonic Avenue Streetscape.....	61

Mission and Silver Fast Track Transit Enhancements.....	63
Mission Valencia Raised Cycletrack	65
Muni Green Center Roof Rehabilitation.....	67
Muni Metro Sunset Tunnel Rail Rehabilitation.....	69
Muni Metro Turnback Rail Rehabilitation	71
Muni Metro Turnback Water Intrusion Mitigation	73
Muni Metro Twin Peaks Tunnel Rail Replacement	75
Operator Restrooms (Operator Convenience Facilities Phase I).....	77
Operator Restrooms (Operator Convenience Facilities Phase II)	79
Parking Garage Projects – Condition Assessment, Waterproofing & Ventilation	81
Parking Garage Project – Elevator Modernization Condition Assessment of 7 Garages	83
Parking Garage Project – Golden Gateway Garage Ventilation.....	85
Parking Garage Project – Japan Center Garage Ventilation	87
Parking Garage Project – Lombard Garage Waterproofing	89
Parking Garage Project – Sutter Stockton Garage Ventilation	91
Pedestrian Countdown Signals Design	93
Persia Triangle Street Improvements	95
Polk Streetscape.....	97
Procurement of New Light Rail Vehicles (LRV4)	99
Radio Replacement.....	101
Safe Routes to School Projects – Alamo Elementary	103
Safe Routes to School Projects – Denman.....	105
Safe Routes to School Projects – Tenderloin.....	107
Traffic Calming Improvements – Applications	109
Traffic Calming Improvements – Area Wide.....	111
Traffic Calming Improvements – Backlog Spot Improvements.....	113
Traffic Calming Improvements – Site Specific.....	115
Traffic Calming Program Implementation.....	117
Transit Spot Improvement – 24 th Street & Castro Bus Bulb Construction.....	119
Transit Spot Improvement – Columbus Bus Bulbs	121
Transit Spot Improvement – Evans and Phelps	123
Transit Spot Improvement – Muni Forward – 5 Fulton Mid Route Phase I.....	125
Transit Spot Improvement – Muni Forward – 5 Fulton Outer Route.....	127

Overview

This report to the San Francisco Municipal Transportation Agency (SFMTA) Bond Oversight Committee (BOC) covers the period through the third quarter of FY15/16, which ended on December 31, 2015.

The following Series' numbers reflect transactions through March 31, 2016.

SERIES 2012B SFMTA REVENUE BOND RECAP	
TOTAL AMOUNT BONDS PAID TO DATE	\$25,637,199
AMOUNT ENCUMBERED	\$0
REMAINING BALANCE	\$62,801
GRAND TOTAL	\$25,700,000

SERIES 2013 SFMTA REVENUE BOND RECAP	
TOTAL AMOUNT BONDS PAID TO DATE	\$33,053,000
AMOUNT ENCUMBERED	\$4,142,531
REMAINING BALANCE	\$37,804,469
GRAND TOTAL	\$75,000,000

SERIES 2014 SFMTA REVENUE BOND RECAP	
TOTAL AMOUNT BONDS PAID TO DATE	\$3,034,927
AMOUNT ENCUMBERED	\$13,270,868
REMAINING BALANCE	\$58,694,205
GRAND TOTAL	\$75,000,000

[Page Blank]

Bond Expenditures

[Page Blank]

Bond Summary - FY2016 Q3 Expenditures

Series 2012B Bonds

Issued on July 11, 2012

ORIGINAL AMOUNT	REVISED AMOUNT ¹	PROJECT	BOND FUNDING	TO BE ALLOCATED BY PROGRAM	BONDS PAID Q3 FY2016 Jan16 - Mar16	TOTAL BONDS PAID	ENCUMBERED	BOND AMOUNT AVAILABLE	Project Budget			Project Expenditures			TOTAL PROJECT BALANCE
									SERIES 2012B BONDS	OTHER FUNDING	TOTAL	SERIES 2012B BONDS	OTHER FUNDING	TOTAL	
		Balboa Streetscape	126,234		-	126,234	-	-	126,234	-	126,234	126,234	-	126,234	-
		Bicycle Parking	750,000		-	750,000	-	-	750,000	-	750,000	750,000	-	750,000	-
		Bicycle Strategy Capital Projects – Polk Street Northbound Separated Bikeway	481,267		-	481,267	-	-	481,267	723,972	1,205,239	481,267	721,497	1,202,764	2,475
		Church and Duboce Project	37,466		-	37,466	-	-	37,466	384,903	422,369	37,466	241,043	278,509	143,860
		Exploratorium Crosswalk	250,000		-	250,000	-	-	250,000	-	250,000	250,000	-	250,000	-
		Franklin Street Bulbouts	48,508		-	48,508	-	-	48,508	250,000	298,508	48,508	83,391	131,899	166,609
		Geary-Gough Peter Yorke Bulbout	183,499		-	142,825	-	40,674	183,499	-	183,499	142,825	-	142,825	40,674
\$1,500,000	\$1,876,974	Systemwide Transit Access and Reliability Program TOTAL	\$1,876,974	-	-	\$1,836,300	-	\$40,674	\$1,876,974	\$1,358,875	\$3,235,849	\$1,836,300	\$1,045,931	\$2,882,231	\$353,618
		Muni Metro Sunset Tunnel Rail Rehabilitation	2,210,474		-	2,210,474	-	-	2,210,474	24,938,024	27,148,498	2,210,474	17,186,901	19,397,375	7,751,123
\$900,000	\$2,210,474	Muni Metro Sunset Tunnel Rail Rehabilitation TOTAL	\$2,210,474	-	-	\$2,210,474	-	-	\$2,210,474	\$24,938,024	\$27,148,498	\$2,210,474	\$17,186,901	\$19,397,375	\$7,751,123
		Muni Metro Turnback Rail Rehabilitation	1,635,366		-	1,635,366	-	-	1,635,366	97,199	1,732,565	1,635,366	97,199	1,732,565	-
		Muni Metro Turnback Water Intrusion Mitigation	462,112		-	462,112	-	-	462,112	233,819	695,931	462,112	233,819	695,931	-
\$3,000,000	\$2,097,478	Muni Metro Turnback Rehabilitation TOTAL	\$2,097,478	-	-	\$2,097,478	-	-	\$2,097,478	\$331,018	\$2,428,496	\$2,097,478	\$331,018	\$2,428,496	-
		Muni Green Center Rail Rehabilitation	2,100,000		-	2,100,000	-	-	2,100,000	37,290,002	39,390,002	2,100,000	20,033,368	22,133,368	17,256,634
		Muni Green Center Roof Rehabilitation	6,239,574		(4,919)	6,218,051	-	21,523	6,239,574	551,000	6,790,574	6,218,051	467,138	6,685,189	105,385
\$7,200,000	\$8,339,574	Muni Green Light Rail Facility Rehabilitation TOTAL	\$8,339,574	-	(\$4,919)	\$8,318,051	-	\$21,523	\$8,339,574	\$37,841,002	\$46,180,576	\$8,318,051	\$20,500,506	\$28,818,557	\$17,362,019
		n/a													
\$1,600,000	-	Muni System Radio Replacement Project TOTAL	-	-	-	-	-	-	-	-	-	-	-	-	-
		C3 Integrated Systems Replacement	6,175,500		-	6,175,500	-	-	6,175,500	33,125,446	39,300,946	6,175,500	26,496,122	32,671,622	6,629,324
\$6,500,000	\$6,175,500	Muni Metro System Public Announcement and Public Display System Replacement TOTAL	\$6,175,500	-	-	\$6,175,500	-	-	\$6,175,500	\$33,125,446	\$39,300,946	\$6,175,500	\$26,496,122	\$32,671,622	\$6,629,324
		Parking Garage Projects - Condition Assessment, Waterproofing & Ventilation	5,000,000		575,066	4,999,396	-	604	5,000,000	1,736,485	6,736,485	4,999,396	620,501	5,619,897	1,116,588
\$5,000,000	\$5,000,000	Parking Garage Projects TOTAL	\$5,000,000	-	\$575,066	\$4,999,396	-	\$604	\$5,000,000	\$1,736,485	\$6,736,485	\$4,999,396	\$620,501	\$5,619,897	\$1,116,588
\$25,700,000	25,700,000	PROJECTS	\$25,700,000	-	\$570,147	\$25,637,199	-	\$62,801	\$25,700,000	\$99,330,850	\$125,030,850	\$25,637,199	\$66,180,979	\$91,818,178	\$33,212,672

TOTAL (Bond Funding + To Be Allocated) \$25,700,000

SERIES 2012B SFMTA REVENUE BOND RECAP	
TOTAL AMOUNT BONDS PAID TO DATE	\$25,637,199
AMOUNT ENCUMBERED	-
REMAINING BALANCE	\$62,801
GRAND TOTAL	\$25,700,000

INTEREST EARNED through March 31, 2016 \$290,060

¹ Revised Amounts based on 10/05/2015 Memo to the SFMTA Board

² Negative monthly expenditure for Muni Green Center Roof Rehabilitation due to a change in funding source for remaining retention.

[Page Blank]

Bond Summary - FY2016 Q3 Expenditures

Series 2013 Bonds

Issued on November 13, 2013

ORIGINAL AMOUNT	REVISED AMOUNT ¹	PROJECT	BOND FUNDING	TO BE ALLOCATED BY PROGRAM	BONDS PAID Q3 FY2016 Jan16 - Mar16	TOTAL BONDS PAID	ENCUMBERED	BOND AMOUNT AVAILABLE	Project Budget			Project Expenditures			TOTAL PROJECT BALANCE
									SERIES 2013A BONDS	OTHER FUNDING	TOTAL	SERIES 2013A BONDS	OTHER FUNDING	TOTAL	
		9th and Division Improvements	100,000		-	-	-	100,000	100,000	-	100,000	-	-	-	100,000
		Above Grade PCS & Signal Visibility Improvement	451,000		29,809	413,324	-	37,676	451,000	-	451,000	413,324	-	413,324	37,676
		Excelsior & South Bernal Areawides	569,255		52,051	245,079	12,045	312,131	569,255	-	569,255	245,079	-	245,079	324,176
		Gough Street Pedestrian Safety Improvements	437,587		-	405,041	-	32,546	437,587	-	437,587	405,041	-	405,041	32,546
		Pedestrian Countdown Signals (Design)	500,000		28,471	394,563	-	105,437	500,000	2,000,000	2,500,000	394,563	-	394,563	2,105,437
		Persia Triangle Street Improvements	450,000		202,988	354,957	31,909	63,134	450,000	1,003,419	1,453,419	354,957	544,033	898,990	554,429
		Safe Routes to School Projects - Alamo Elementary	87,800		1,504	64,716	-	23,084	87,800	690,533	778,333	64,716	583,909	648,625	129,708
		Safe Routes to School Projects - Denman	29,200		29	19,931	-	9,269	29,200	1,472,308	1,501,508	19,931	251,790	271,721	1,229,787
		Safe Routes to School Projects - Tenderloin	333,922		6,929	55,273	8,054	270,595	333,922	851,655	1,185,577	55,273	157,799	213,072	972,505
		Traffic Calming Improvements - Applications	236,400		19,396	234,655	-	1,745	236,400	-	236,400	234,655	-	234,655	1,745
		Traffic Calming Improvements - Area Wide	777,700		77,861	315,294	91,990	370,416	777,700	-	777,700	315,294	-	315,294	462,406
		Traffic Calming Improvements - Backlog Spot Improvements	532,400		76,730	211,637	-	320,763	532,400	-	532,400	211,637	-	211,637	320,763
		Traffic Calming Improvements - Site Specific	497,100		7,654	379,418	-	117,682	497,100	-	497,100	379,418	-	379,418	117,682
\$5,000,000	\$5,437,587	Pedestrian Safety & Traffic Signal Improvements TOTAL	\$5,002,364	\$435,223	\$503,422	\$3,093,888	\$143,998	\$1,764,478	\$5,002,364	\$6,017,915	\$11,020,279	\$3,093,888	\$1,537,531	\$4,631,419	\$6,388,860
		C3 Blue Light Emergency Phone Replacement	6,000,000		465,018	5,730,675	198,981	70,344	6,000,000	15,529,585	21,529,585	5,730,675	7,921,994	13,652,669	7,876,916
		Radio Replacement	2,000,000		-	-	-	2,000,000	2,000,000	110,840,526	112,840,526	-	35,985,007	35,985,007	76,855,519
		Transit Spot Improvement - 24th Street & Castro Bus Bulb Construction	295,000		35,126	276,044	-	18,956	295,000	-	295,000	276,044	-	276,044	18,956
		Transit Spot Improvement - Columbus Bus Bulbs	400,000		-	307,398	89,888	2,714	400,000	191,168	591,168	307,398	100,000	407,398	183,770
		Transit Spot Improvement - Muni Forward – 5 Fulton Mid Route Phase I	800,000		30,928	477,554	-	322,446	800,000	-	800,000	477,554	-	477,554	322,446
		Transit Spot Improvement - Muni Forward – 5 Fulton Outer	1,505,000		55,125	156,184	111,815	1,237,001	1,505,000	-	1,505,000	156,184	-	156,184	1,348,816
\$11,000,000	\$11,000,000	Transit System Safety & Other Transit Improvements TOTAL	\$11,000,000	-	\$586,197	\$6,947,855	\$400,684	\$3,651,461	\$11,000,000	\$126,561,279	\$137,561,279	\$6,947,855	\$44,007,001	\$50,954,856	\$86,606,423
		Bicycle Strategy Capital Projects - Oak and Fell Bikeways Resurfacing	345,000		-	290,072	-	54,928	345,000	453,617	798,617	290,072	82,737	372,809	425,808
		Bicycle Strategy Capital Projects - Polk Street Northbound Separated Bikeway	89,972		-	89,972	-	-	89,972	1,115,267	1,205,239	89,972	1,112,792	1,202,764	2,475
		Bicycle Strategy Capital Projects - Wiggle Neighborhood Green Corridor	228,400		27,387	144,435	-	83,965	228,400	71,000	299,400	144,435	50,290	194,725	104,675
		Broadway Chinatown Streetscape	1,910,000		2,379	26,789	109,113	1,774,098	1,910,000	-	1,910,000	26,789	-	26,789	1,883,211
		Masonic Avenue Streetscape	5,714,080		83,587	2,023,946	11,708	3,678,426	5,714,080	15,173,458	20,887,538	2,023,946	250,092	2,274,038	18,613,500
\$9,000,000	\$9,000,000	Street Capital Improvements TOTAL	\$8,287,452	\$712,548	\$113,353	\$2,575,214	\$120,821	\$5,591,417	\$8,287,452	\$16,813,342	\$25,100,794	\$2,575,214	\$1,495,911	\$4,071,125	\$21,029,669
		Islais Creek Phase II Improvements	4,868,351		3,174,510	3,408,804	183,551	1,275,996	4,868,351	42,600,523	47,468,874	3,408,804	8,573,799	11,982,603	35,486,271
		Operator Restrooms (Operator Convenience Facilities Phase I)	1,554,080		85,366	1,171,475	161,545	221,060	1,554,080	1,885,059	3,439,139	1,171,475	1,885,059	3,056,534	382,605
		Operator Restrooms (Operator Convenience Facilities Phase II)	1,077,569		41,505	503,099	131,702	442,768	1,077,569	3,017,431	4,095,000	503,099	139,324	642,423	3,452,577
		Parking Garage Projects - Condition Assessment, Waterproofing & Ventilation	1,000,000		(438,489)	620,501	4,640	374,859	1,000,000	5,736,485	6,736,485	620,501	4,999,396	5,619,897	1,116,588
\$7,000,000	\$8,500,000	Facility Improvements TOTAL	\$8,500,000	-	\$2,862,892	\$5,703,879	\$481,438	\$2,314,683	\$8,500,000	\$53,239,498	\$61,739,498	\$5,703,879	\$15,597,578	\$21,301,457	\$40,438,041
		33 Stanyan Overhead Replacement Project Phase I	1,892,852		334,398	365,362	863,897	663,593	1,892,852	11,605,069	13,497,921	365,362	1,352,067	1,717,429	11,780,492
		L Taraval Track Rail & Overhead Rehab	100,000		35,336	40,288	-	59,712	100,000	400,000	500,000	40,288	281,156	321,444	178,556
		M Ocean View Track Replacement	772,000		29,465	42,795	-	729,205	772,000	1,438,000	2,210,000	42,795	557,941	600,736	1,609,264
		Muni Metro Sunset Tunnel Rail Rehabilitation	7,500,000		304,250	6,534,849	-	965,151	7,500,000	19,648,498	27,148,498	6,534,849	12,862,526	19,397,375	7,751,123
		Muni Metro Twin Peaks Tunnel Rail Replacement	2,754,780		66,515	2,565,911	136,628	52,241	2,754,780	718,346	3,473,126	2,565,911	715,698	3,281,609	191,517
\$30,500,000	\$28,562,413	Transit Fixed Guideway Improvements TOTAL	\$13,019,632	\$15,542,781	\$769,964	\$9,549,205	\$1,000,525	\$2,469,902	\$13,019,632	\$33,809,913	\$46,829,545	\$9,549,205	\$15,769,388	\$25,318,593	\$21,510,952
		Procurement of Light Rail Vehicles	12,500,000		765,083	5,182,959	1,995,065	5,321,976	12,500,000	141,425,602	153,925,602	5,182,959	2,168,915	7,351,874	146,573,728
\$12,500,000	\$12,500,000	MUNI Fleet TOTAL	\$12,500,000	-	\$765,083	\$5,182,959	\$1,995,065	\$5,321,976	\$12,500,000	\$141,425,602	\$153,925,602	\$5,182,959	\$2,168,915	\$7,351,874	\$146,573,728

\$75,000,000	\$75,000,000	PROJECTS	\$58,309,448	\$16,690,552	\$5,600,911	\$33,053,000	\$4,142,531	\$21,113,917	\$58,309,448	\$377,867,549	\$436,176,997	\$33,053,000	\$80,576,324	\$113,629,324	\$322,547,673
---------------------	---------------------	-----------------	---------------------	---------------------	--------------------	---------------------	--------------------	---------------------	---------------------	----------------------	----------------------	---------------------	---------------------	----------------------	----------------------

TOTAL (Bond Funding + To Be Allocated)	\$75,000,000
---	---------------------

SERIES 2013 SFMTA REVENUE BOND RECAP	
TOTAL AMOUNT BONDS PAID TO DATE	\$33,053,000
AMOUNT ENCUMBERED	\$4,142,531
REMAINING BALANCE	\$37,804,469
GRAND TOTAL	\$75,000,000

INTEREST EARNED through March 31, 2016	\$915,486
--	-----------

¹ Revised Amounts based on 10/05/2015 Memo to the SFMTA Board

² Negative monthly expenditure for Parking Garage Projects - Condition Assessment, Waterproofing & Ventilation due to a change in funding source (Operating) for Seismic Strengthening Parking Project

[Page Blank]

Bond Summary - FY2016 Q3 Expenditures

Series 2014 Bonds
Issued on December 10, 2014

ORIGINAL AMOUNT	REVISED AMOUNT ¹	PROJECT	BOND FUNDING	TO BE ALLOCATED BY PROGRAM	BONDS PAID Q3 FY2016 Jan16 - Mar16	TOTAL BONDS PAID	ENCUMBERED	BOND AMOUNT AVAILABLE	Project Budget			Project Expenditures			TOTAL PROJECT BALANCE
									SERIES 2014A BONDS	OTHER FUNDING	TOTAL	SERIES 2014A BONDS	OTHER FUNDING	TOTAL	
		Columbus Ave. Streetscape Project	414,590		-	-	-	414,590	414,590	100,000	514,590	-	99,869	99,869	414,721
		Geary Bus Rapid Transit Phase I	700,000		2,179	2,179	-	697,821	700,000	-	700,000	2,179	-	2,179	697,821
		Pedestrian Countdown Signals (Construction)	2,000,000		-	-	-	2,000,000	2,000,000	500,000	2,500,000	-	394,563	394,563	2,105,437
		Polk Streetscape	2,239,280		40,018	147,928	-	2,091,352	2,239,280	-	2,239,280	147,928	-	147,928	2,091,352
		Safe Routes to School Projects - Denman	462,100		1,240	11,995	190,466	259,639	462,100	1,039,408	1,501,508	11,995	259,726	271,721	1,229,787
		Traffic Calming Program Implementation	400,000		56,222	184,744	-	215,256	400,000	-	400,000	184,744	-	184,744	215,256
\$11,000,000	\$11,000,000	Pedestrian Safety & Traffic Signal Improvements TOTAL	\$6,215,970	\$4,784,030	\$99,659	\$346,846	\$190,466	\$5,678,658	\$6,215,970	\$1,639,408	\$7,855,378	\$346,846	\$754,158	\$1,101,004	\$6,754,374
		1 California: Laurel Village Transit Priority Project	800,000		597	597	-	799,403	800,000	-	800,000	597	-	597	799,403
		19 Polk: Polk Street Transit Priority Project	540,000		-	-	-	540,000	540,000	-	540,000	-	-	-	540,000
		C3 Blue Light Emergency Phone Replacement	3,500,000		-	-	-	3,500,000	3,500,000	18,029,585	21,529,585	-	13,652,669	13,652,669	7,876,916
		Mission and Silver Fast Track Transit Enhancements	344,000		-	309,000	-	35,000	344,000	-	344,000	309,000	-	309,000	35,000
		Radio Replacement	9,000,000		-	-	-	9,000,000	9,000,000	103,840,526	112,840,526	-	35,985,007	35,985,007	76,855,519
		Transit Spot Improvement - Columbus Bus Bulbs	91,168		-	-	91,168	-	91,168	500,000	591,168	-	407,398	407,398	183,770
		Transit Spot Improvement - Evans at Phelps	195,000		-	-	-	195,000	195,000	-	195,000	-	-	-	195,000
\$7,500,000	\$16,500,000	Transit System Safety & Spot Improvements TOTAL	\$14,470,168	\$2,029,832	\$597	\$309,597	\$91,168	\$14,069,403	\$14,470,168	\$122,370,111	\$136,840,279	\$309,597	\$50,045,074	\$50,354,671	\$86,485,608
		Bicycle Strategy Capital Projects - Oak and Fell Bikeways Resurfacing	421,118		-	50,239	-	370,879	421,118	377,499	798,617	50,239	322,570	372,809	425,808
		Masonic Avenue Streetscape	13,953,435		11,078	11,078	-	13,942,357	13,953,435	6,934,103	20,887,538	11,078	2,262,960	2,274,038	18,613,500
		Mission Valencia Raised Cycletrack	142,066		-	5,681	20,256	116,129	142,066	-	142,066	5,681	-	5,681	136,385
\$5,000,000	\$15,227,540	Complete Street Capital Improvements TOTAL	\$14,516,619	\$710,921	\$11,078	\$66,998	\$20,256	\$14,429,365	\$14,516,619	\$7,311,602	\$21,828,221	\$66,998	\$2,585,530	\$2,652,528	\$19,175,693
		Elevator Safety & Reliability Project	632,569		-	-	-	632,569	632,569	2,200,000	2,832,569	-	-	-	2,832,569
		Islais Creek Phase II Improvements	6,350,000		110,704	110,704	6,239,296	-	6,350,000	41,118,874	47,468,874	110,704	11,871,899	11,982,603	35,486,271
		Operator Restrooms (Operator Convenience Facilities Phase II)	3,017,431		85,169	139,323	-	2,878,108	3,017,431	1,077,569	4,095,000	139,323	503,100	642,423	3,452,577
		Parking Garage Projects - Condition Assessment, Waterproofing & Ventilation	51,630		-	-	-	51,630	51,630	6,684,855	6,736,485	-	5,619,897	5,619,897	1,116,588
		Parking Garage Project - Elevator Modernization Condition Assessment of 7 Garages	250,000		11,660	63,179	-	186,821	250,000	-	250,000	63,179	-	63,179	186,821
		Parking Garage Project - Golden Gateway Garage Ventilation	3,517,000		1,075,838	1,549,338	1,075,765	891,897	3,517,000	-	3,517,000	1,549,338	-	1,549,338	1,967,662
		Parking Garage Project - Japan Center Garage Ventilation	3,140,000		(48,721)	45,071	2,046,313	1,048,616	3,140,000	-	3,140,000	45,071	-	45,071	3,094,929
		Parking Garage Project - Lombard Garage Waterproofing	3,926,000		84,422	84,422	-	3,841,578	3,926,000	-	3,926,000	84,422	-	84,422	3,841,578
		Parking Garage Project - Sutter Stockton Garage Ventilation	2,061,400		224,290	319,449	1,335,144	406,807	2,061,400	-	2,061,400	319,449	-	319,449	1,741,951
\$39,000,000	\$30,000,000	Facility Improvements TOTAL	\$22,946,030	\$7,053,970	\$1,543,362	\$2,311,486	\$10,696,518	\$9,938,026	\$22,946,030	\$51,081,298	\$74,027,328	\$2,311,486	\$17,994,896	\$20,306,382	\$53,720,946
		Procurement of Light Rail Vehicles	2,272,460		-	-	2,272,460	-	2,272,460	151,653,142	153,925,602	-	7,351,874	7,351,874	146,573,728
\$12,500,000	\$2,272,460	MUNI Fleet TOTAL	\$2,272,460	-	-	-	\$2,272,460	-	\$2,272,460	\$151,653,142	\$153,925,602	-	\$7,351,874	\$7,351,874	\$146,573,728
\$75,000,000	\$75,000,000	PROJECTS	\$60,421,247	\$14,578,753	\$1,654,696	\$3,034,927	\$13,270,868	\$44,115,452	\$60,421,247	\$334,055,561	\$394,476,808	\$3,034,927	\$78,731,532	\$81,766,459	\$312,710,349

TOTAL (Bond Funding + To Be Allocated) \$75,000,000

SERIES 2014 SFMTA REVENUE BOND RECAP	
TOTAL AMOUNT BONDS PAID TO DATE	\$3,034,927
AMOUNT ENCUMBERED	\$13,270,868
REMAINING BALANCE	\$58,694,205
GRAND TOTAL	\$75,000,000

INTEREST EARNED through March 31, 2016 \$575,282

¹ Revised Amounts based on 10/05/2015 Memo to the SFMTA Board

² Negative monthly expenditure for Parking Garage Project - Japan Center Garage Ventilation due to correcting entries made by DPW.

[Page Blank]

Project Status Reports¹

¹ One project report is provided for each scope component, even if the project receives funding from more than one bond series. No project report is provided for scope components that have fully expended revenue bonding.

1 California: Laurel Village Transit Priority Project

As part of Muni Forward, and in conjunction with SFPW California Laurel Village Streetscape, a proposal has been developed to improve transit safety and reliability, as well as reduce travel time on the 1 California from Spruce Street to Laurel Street. The proposal includes four (4) bus bulbs, three (3) stop optimizations and two (2) traffic signal upgrades. By implementing this proposal transit riders will benefit from faster and more reliable trips and experience enhanced transit safety and overall effectiveness.

PROJECT INITIATION: December 1, 2015
 CURRENT PROJECT PHASE: Conceptual/Outreach

PROJECT MANAGER: Liliana Ventura 415-701-4423
 PROJECT ENGINEER: Liliana Ventura 415-701-4423
 RESIDENT ENGINEER: TBD TBD

CONTRACTOR: TBD

CONTRACT AWARD DATE:	CONTRACT AWARD VALUE:
NOTICE TO PROCEED:	MODIFICATIONS TO-DATE:
SUBSTANTIAL COMPLETION:	TOTAL CONTRACT VALUE:
FINAL COMPLETION:	% MODIFICATION:

ACCOMPLISHMENTS THIS PERIOD:

SFPW and Muni Forward team met with community members and merchants to present the California Laurel Village Street Improvements and Muni Forward proposal. The first design kickoff meeting was held.

UPCOMING PROJECT MILESTONES: (3 MONTH LOOK-AHEAD)

Secure environmental clearance and start legislation process and detail design.

PROJECT CHALLENGES / AREAS OF CONCERN:

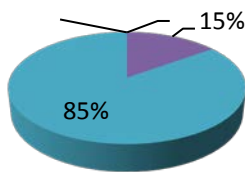
None to report

1 California: Laurel Village Transit Priority Project

PROJECT PHASE	BASELINE BUDGET	APPROVED BUDGET	ESTIMATE AT COMPLETION	BOND FUNDING	OTHER FUNDING	BOND SPENT	OTHER SPENT	BUDGET SPENT
PRE-DEVELOPMENT	\$0	\$0	\$0	\$0	\$0	\$0	\$0	-
CONCEPTUAL	\$0	\$0	\$0	\$0	\$0	\$0	\$0	-
ENVIRONMENTAL	\$0	\$0	\$0	\$0	\$0	\$0	\$0	-
DETAIL DESIGN	\$120,000	\$120,000	\$120,000	\$120,000	\$0	\$597	\$0	0.5%
CONSTRUCTION	\$680,000	\$680,000	\$680,000	\$680,000	\$0	\$0	\$0	0.0%
PROJECT TOTALS	\$800,000	\$800,000	\$800,000	\$800,000	\$0	\$597	\$0	0.1%

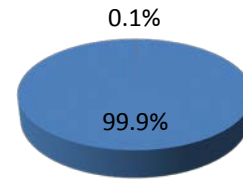
Funding Series Detail: \$0 2012B, \$0 2013, \$800,000 2014
 Expenditure Series Detail: \$0 2012B, \$0 2013, \$597 2014

Approved Budget By Phase



- PRE-DEVELOPMENT ■ CONCEPTUAL
- ENVIRONMENTAL ■ DETAIL DESIGN
- CONSTRUCTION

Budget Spent vs. Approved Budget Remaining



- Remaining ■ Spent

Project Phase	Start	Finish	2014												2015												2016												2017											
			J	F	M	A	M	J	J	A	S	O	N	D	J	F	M	A	M	J	J	A	S	O	N	D	J	F	M	A	M	J	J	A	S	O	N	D	J	F	M	A	M	J	J	A	S	O	N	D
PRE-DEVELOPMENT																																																		
Forecast/Actual																																																		
Approved																																																		
Baseline																																																		
CONCEPTUAL																																																		
Forecast/Actual																																																		
Approved																																																		
Baseline																																																		
ENVIRONMENTAL																																																		
Forecast/Actual																																																		
Approved																																																		
Baseline																																																		
DETAIL DESIGN																																																		
Forecast/Actual	04/11/16	12/31/16																																																
Approved	04/11/16	12/31/16																																																
Baseline	04/11/16	12/31/16																																																
CONSTRUCTION																																																		
Forecast/Actual	01/01/17	11/31/2017																																																
Approved	01/01/17	11/31/2017																																																
Baseline	01/01/17	11/31/2017																																																
CONTRACT CLOSEOUT																																																		
Forecast/Actual																																																		
Approved																																																		
Baseline																																																		

9th and Division Improvements

Construction of sidewalk extension coordinated with a buffered bike lane and painted bulb safety zones at the intersection of 9th/Division/San Bruno. SFMTA work authorized funding to design and construct sidewalk to San Francisco Public Works (SFPW).

Project initiation date reflects Construction. Conceptual work performed by a separate project. Details included in report narrative for reference only.

PROJECT INITIATION: February 10, 2015
 CURRENT PROJECT PHASE: Construction

PROJECT MANAGER: Will Tabajonda (415) 701-4452
 PROJECT ENGINEER: Will Tabajonda (415) 701-4452
 RESIDENT ENGINEER: TDB TBD

CONTRACTOR: A. Ruiz

CONTRACT AWARD DATE:

CONTRACT AWARD VALUE:

NOTICE TO PROCEED:

MODIFICATIONS TO-DATE: NA

SUBSTANTIAL COMPLETION: 9/31/2016

TOTAL CONTRACT VALUE:

FINAL COMPLETION: October 1, 2016

% MODIFICATION:

ACCOMPLISHMENTS THIS PERIOD:

Caltrans review of the striping was completed.

UPCOMING PROJECT MILESTONES: (3 MONTH LOOK-AHEAD)

Complete 100% detail design. Begin construction.

PROJECT CHALLENGES / AREAS OF CONCERN:

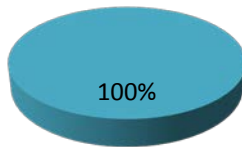
None.

9th and Division Improvements

PROJECT PHASE	BASELINE BUDGET	APPROVED BUDGET	ESTIMATE AT COMPLETION	BOND FUNDING	OTHER FUNDING	BOND SPENT	OTHER SPENT	BUDGET SPENT
PRE-DEVELOPMENT	\$0	\$0	\$0	\$0	\$0	\$0	\$0	-
CONCEPTUAL	\$0	\$0	\$0	\$0	\$0	\$0	\$0	-
ENVIRONMENTAL	\$0	\$0	\$0	\$0	\$0	\$0	\$0	-
DETAIL DESIGN	\$0	\$0	\$0	\$0	\$0	\$0	\$0	-
CONSTRUCTION	\$100,000	\$247,396	\$247,396	\$100,000	\$0	\$0	\$0	0.0%
PROJECT TOTALS	\$100,000	\$247,396	\$247,396	\$100,000	\$0	\$0	\$0	0.0%

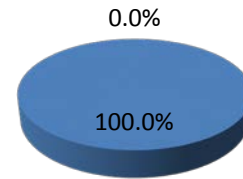
Funding Series Detail: \$0 2012B, \$100,000 2013, \$0 2014
 Expenditure Series Detail: \$0 2012B, \$0 2013, \$0 2014

Approved Budget By Phase



- PRE-DEVELOPMENT ■ CONCEPTUAL
- ENVIRONMENTAL ■ DETAIL DESIGN
- CONSTRUCTION

Budget Spent vs. Approved Budget Remaining



- Remaining ■ Spent

Project Phase	Start	Finish	2014												2015												2016												2017											
			J	F	M	A	M	J	J	A	S	O	N	D	J	F	M	A	M	J	J	A	S	O	N	D	J	F	M	A	M	J	J	A	S	O	N	D	J	F	M	A	M	J	J	A	S	O	N	D
PRE-DEVELOPMENT																																																		
Forecast/Actual																																																		
Approved																																																		
Baseline																																																		
CONCEPTUAL																																																		
Forecast/Actual																																																		
Approved																																																		
Baseline																																																		
ENVIRONMENTAL																																																		
Forecast/Actual																																																		
Approved																																																		
Baseline																																																		
DETAIL DESIGN																																																		
Forecast/Actual																																																		
Approved																																																		
Baseline																																																		
CONSTRUCTION (including DETAIL DESIGN Activities)																																																		
Forecast/Actual	07/01/16	09/30/16																																																
Approved	07/01/16	09/30/16																																																
Baseline	02/10/15	06/30/16																																																
CONTRACT CLOSEOUT																																																		
Forecast/Actual	10/01/16	11/30/16																																																
Approved	10/01/16	11/30/16																																																
Baseline	11/01/15	03/01/16																																																

19 Polk: Polk Street Transit Priority Project

Design and implementation of three bus bulbs along Polk Street at Union, Broadway, and Sutter Streets as part of the larger Muni Forward project for the 19-Polk.

PROJECT INITIATION: May 14, 2015 CURRENT PROJECT PHASE: Detailed Design	PROJECT MANAGER: Daniel Mackowski (415) 701-5306 PROJECT ENGINEER: Ophelia Lau (415) 554-8350 RESIDENT ENGINEER:
--	--

CONTRACTOR: **TBD**

CONTRACT AWARD DATE:	CONTRACT AWARD VALUE:
NOTICE TO PROCEED:	MODIFICATIONS TO-DATE: \$0
SUBSTANTIAL COMPLETION:	TOTAL CONTRACT VALUE:
FINAL COMPLETION:	% MODIFICATION:

ACCOMPLISHMENTS THIS PERIOD:

Proceeding through the bid process.

UPCOMING PROJECT MILESTONES: (3 MONTH LOOK-AHEAD)

Notice to proceed anticipated in the summer of 2016.

PROJECT CHALLENGES / AREAS OF CONCERN:

None to report

19 Polk: Polk Street Transit Priority Project

PROJECT PHASE	BASELINE BUDGET	APPROVED BUDGET	ESTIMATE AT COMPLETION	BOND FUNDING	OTHER FUNDING	BOND SPENT	OTHER SPENT	BUDGET SPENT
PRE-DEVELOPMENT	\$0	\$0	\$0	\$0	\$0	\$0	\$0	-
CONCEPTUAL	\$0	\$0	\$0	\$0	\$0	\$0	\$0	-
ENVIRONMENTAL	\$0	\$0	\$0	\$0	\$0	\$0	\$0	-
DETAIL DESIGN	\$86,250	\$86,250	\$86,250	\$86,250	\$0	\$0	\$0	0.0%
CONSTRUCTION	\$0	\$0	\$453,750	\$453,750	\$0	\$0	\$0	-
PROJECT TOTALS	\$86,250	\$86,250	\$540,000	\$540,000	\$0	\$0	\$0	0.0%

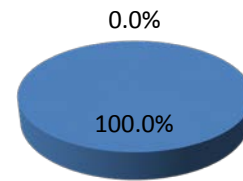
Funding Series Detail: \$0 2012B, \$0 2013, \$540,000 2014
 Expenditure Series Detail: \$0 2012B, \$0 2013, \$0 2014

Approved Budget By Phase



- PRE-DEVELOPMENT ■ CONCEPTUAL
- ENVIRONMENTAL ■ DETAIL DESIGN
- CONSTRUCTION

Budget Spent vs. Approved Budget Remaining



- Remaining ■ Spent

Project Phase	Start	Finish	2014												2015												2016												2017											
			J	F	M	A	M	J	J	A	S	O	N	D	J	F	M	A	M	J	J	A	S	O	N	D	J	F	M	A	M	J	J	A	S	O	N	D	J	F	M	A	M	J	J	A	S	O	N	D
PRE-DEVELOPMENT																																																		
Forecast/Actual																																																		
Approved																																																		
Baseline																																																		
CONCEPTUAL																																																		
Forecast/Actual																																																		
Approved																																																		
Baseline																																																		
ENVIRONMENTAL																																																		
Forecast/Actual																																																		
Approved																																																		
Baseline																																																		
DETAIL DESIGN																																																		
Forecast/Actual	05/14/15	05/01/16																																																
Approved	05/14/15	05/01/16																																																
Baseline	05/14/15	05/01/16																																																
CONSTRUCTION																																																		
Forecast/Actual																																																		
Approved																																																		
Baseline	06/01/16	06/01/18																																																
CONTRACT CLOSEOUT																																																		
Forecast/Actual																																																		
Approved																																																		
Baseline	06/01/18	12/01/18																																																

33 Stanyan Overhead Replacement - Phase I

Due to the SFPW led Potrero Street Improvement Project, the 33-Stanyan Pole Replacement and Overhead Reconstruction project will be constructed in two phases. Phase I work will be incorporated into the SFPW contract that includes replacing existing traffic signals, streetlights, trolley poles and Overhead Contact System (OCS) along Potrero Avenue between 16th and 25th Streets including the terminus loop on 24th/Hampshire/25th Streets. Phase 2 will be a separate SFMTA contract that includes replacing existing traffic signals, streetlights, trolley poles and Overhead Contact System (OCS) on 18th Street from Castro to Mission Streets.

PROJECT INITIATION: May 13, 2013	PROJECT MANAGER: Cathal Hennessy (415) 701-4548
CURRENT PROJECT PHASE: Construction	PROJECT ENGINEER: Chris David (415) 701-4251
	RESIDENT ENGINEER: Ben Wu (DPW) 415 554-8351

CONTRACTOR: A Ruiz, 1601 Cortland Avenue, San Francisco, CA 94110

CONTRACT AWARD DATE: August 18, 2015	CONTRACT AWARD VALUE: \$5,350,000
NOTICE TO PROCEED: October 13, 2015	MODIFICATIONS TO-DATE: \$0
SUBSTANTIAL COMPLETION: January 9, 2018	TOTAL CONTRACT VALUE: \$5,350,000
FINAL COMPLETION: April 9, 2018	% MODIFICATION:

ACCOMPLISHMENTS THIS PERIOD:

The contractor continues with construction on Potrero between 21st and 25th streets.

UPCOMING PROJECT MILESTONES: (3 MONTH LOOK-AHEAD)

Contractor to continue active construction.

PROJECT CHALLENGES / AREAS OF CONCERN:

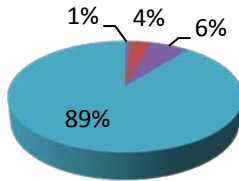
None to report.

33 Stanyan Overhead Replacement - Phase I

PROJECT PHASE	BASELINE BUDGET	APPROVED BUDGET	ESTIMATE AT COMPLETION	BOND FUNDING	OTHER FUNDING	BOND SPENT	OTHER SPENT	BUDGET SPENT
PRE-DEVELOPMENT	\$100,000	\$70,000	\$70,000	\$0	\$70,211	\$0	\$189,652	270.9%
CONCEPTUAL	\$270,000	\$322,000	\$322,000	\$0	\$321,572	\$30,964	\$520,571	171.3%
ENVIRONMENTAL	\$0	\$0	\$0	\$0	\$0	\$0	\$0	-
DETAIL DESIGN	\$1,400,000	\$583,000	\$548,000	\$0	\$1,060,000	\$334,398	\$641,843	167.5%
CONSTRUCTION	\$11,200,000	\$8,124,000	\$8,124,000	\$1,892,852	\$10,153,285	\$0	\$0	0.0%
PROJECT TOTALS	\$12,970,000	\$9,099,000	\$9,064,000	\$1,892,852	\$11,605,069	\$365,362	\$1,352,067	18.9%

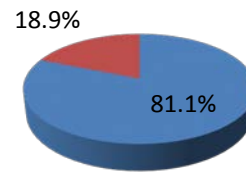
Funding Series Detail: \$0 2012B, \$1,892,852 2013, \$0 2014
 Expenditure Series Detail: \$0 2012B, \$365,362 2013, \$0 2014

Approved Budget By Phase



- PRE-DEVELOPMENT ■ CONCEPTUAL
- ENVIRONMENTAL ■ DETAIL DESIGN
- CONSTRUCTION

Budget Spent vs. Approved Budget Remaining



- Remaining ■ Spent

Project Phase	Start	Finish	2014												2015												2016												2017											
			J	F	M	A	M	J	J	A	S	O	N	D	J	F	M	A	M	J	J	A	S	O	N	D	J	F	M	A	M	J	J	A	S	O	N	D	J	F	M	A	M	J	J	A	S	O	N	D
PRE-DEVELOPMENT																																																		
Forecast/Actual	05/13/13	08/05/13																																																
Approved	05/13/13	08/05/13																																																
Baseline	05/13/13	06/01/13																																																
CONCEPTUAL																																																		
Forecast/Actual	09/01/13	02/01/14																																																
Approved	09/01/13	01/01/14																																																
Baseline	07/01/13	11/01/13																																																
ENVIRONMENTAL																																																		
Forecast/Actual																																																		
Approved																																																		
Baseline																																																		
DETAIL DESIGN																																																		
Forecast/Actual	03/01/14	05/01/15																																																
Approved	02/01/14	05/01/15																																																
Baseline	12/01/13	03/01/15																																																
CONSTRUCTION																																																		
Forecast/Actual	10/13/15	04/01/18																																																
Approved	06/01/15	03/01/16																																																
Baseline	04/01/15	03/01/16																																																
CONTRACT CLOSEOUT																																																		
Forecast/Actual																																																		
Approved																																																		
Baseline																																																		

Above Grade Pedestrian Countdown Signal and Visibility Improvement

This project will upgrade the above grade signal infrastructure at 26 intersections city-wide without excavating the roadway or sidewalks. Pedestrian Countdown Signals will be added at 11 intersections and signal heads will be upgraded from 8 inches to 12 inches at four of these intersections and at 15 other intersections to improve visibility and safety.

PROJECT INITIATION: March 1, 2014	PROJECT MANAGER: Manito Velasco (415) 701-4447
CURRENT PROJECT PHASE: Construction	PROJECT ENGINEER: Manito Velasco (415) 701-4447
	RESIDENT ENGINEER: Robin Park (415) 554-8351

CONTRACTOR: Bay Area Lightworks, 1460 Yosemite Ave, San Francisco, CA 94124

CONTRACT AWARD DATE: December 3, 2014	CONTRACT AWARD VALUE: \$278,000
NOTICE TO PROCEED: March 16, 2015	MODIFICATIONS TO-DATE: \$107,390
SUBSTANTIAL COMPLETION: June 24, 2015	TOTAL CONTRACT VALUE: \$385,390
FINAL COMPLETION: July 30, 2015	% MODIFICATION:

ACCOMPLISHMENTS THIS PERIOD:

Project is 100% complete. All countdown signals have been installed and activated.
 Awaiting as-built drawings. Continuing closeout.

UPCOMING PROJECT MILESTONES: (3 MONTH LOOK-AHEAD)

Project is being closed out.

PROJECT CHALLENGES / AREAS OF CONCERN:

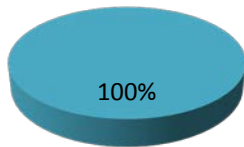
None to report

Above Grade Pedestrian Countdown Signal and Visibility Improvement

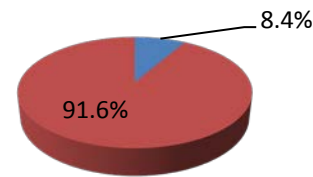
PROJECT PHASE	BASELINE BUDGET	APPROVED BUDGET	ESTIMATE AT COMPLETION	BOND FUNDING	OTHER FUNDING	BOND SPENT	OTHER SPENT	BUDGET SPENT
PRE-DEVELOPMENT	\$0	\$0	\$0	\$0	\$0	\$0	\$0	-
CONCEPTUAL	\$0	\$0	\$0	\$0	\$0	\$0	\$0	-
ENVIRONMENTAL	\$0	\$0	\$0	\$0	\$0	\$0	\$0	-
DETAIL DESIGN	\$70,000	\$0	\$0	\$0	\$0	\$0	\$0	-
CONSTRUCTION	\$451,000	\$451,000	\$0	\$451,000	\$0	\$413,324	\$0	91.6%
PROJECT TOTALS	\$521,000	\$451,000	\$0	\$451,000	\$0	\$413,324	\$0	91.6%

Funding Series Detail: \$0 2012B, \$451,000 2013, \$0 2014
 Expenditure Series Detail: \$0 2012B, \$413,324 2013, \$0 2014

Approved Budget By Phase



Budget Spent vs. Approved Budget Remaining



- PRE-DEVELOPMENT ■ CONCEPTUAL
- ENVIRONMENTAL ■ DETAIL DESIGN
- CONSTRUCTION

- Remaining ■ Spent

Project Phase	Start	Finish	2014												2015												2016												2017											
			J	F	M	A	M	J	J	A	S	O	N	D	J	F	M	A	M	J	J	A	S	O	N	D	J	F	M	A	M	J	J	A	S	O	N	D	J	F	M	A	M	J	J	A	S	O	N	D
PRE-DEVELOPMENT																																																		
Forecast/Actual																																																		
Approved																																																		
Baseline																																																		
CONCEPTUAL																																																		
Forecast/Actual																																																		
Approved																																																		
Baseline																																																		
ENVIRONMENTAL																																																		
Forecast/Actual																																																		
Approved																																																		
Baseline																																																		
DETAIL DESIGN																																																		
Forecast/Actual	07/01/14	09/30/14																																																
Approved	07/01/14	09/30/14																																																
Baseline	07/01/14	09/30/14																																																
CONSTRUCTION																																																		
Forecast/Actual	03/14/15	08/30/15																																																
Approved	10/01/14	06/01/15																																																
Baseline	10/01/14	06/01/15																																																
CONTRACT CLOSEOUT																																																		
Forecast/Actual	09/01/15	04/30/16																																																
Approved	06/01/15	12/01/15																																																
Baseline	06/01/15	12/01/15																																																

Balboa Streetscape

Balboa Streetscape Improvements include: 1) Sidewalk bulb-outs with new curb ramps at key intersections. Bulb-outs will be located at the southwest and northeast corners of 39th Avenue/Balboa, the southeast and northwest corners of 37th Ave/Balboa and the southwest corner of 34th Avenue/Balboa. 2) Gateway element to be installed within sidewalk bulb-out at 34th Avenue and 39th Avenue. 3) Traffic and parking layout to be revived on two blocks (34th Avenue to 35th Avenue and 38th Avenue to 39th Avenue. 4) Existing light fixtures to be upgraded for energy efficiency and quality of light. 5) Raised sidewalk planters with cobblestone walls will be added in multiple locations and in accordance with SFDPW sidewalk landscaping guidelines. 6) Sidewalk planters to be planted with low maintenance. Note that MTA is providing \$126,242 in transit improvements to be added to a larger \$2.3M City project with many elements.

PROJECT INITIATION: April 19, 2013
 CURRENT PROJECT PHASE: Contract Close-Out

PROJECT MANAGER: Julie Kirschbaum (415) 701-4304
 PROJECT ENGINEER: Megan Tiernan (DPW) (415) 558-4541
 RESIDENT ENGINEER: Ben Wu (DPW) (415) 554-4831

CONTRACTOR: A. Ruiz Construction, 1601 Cortland Avenue, San Francisco, CA 94110

CONTRACT AWARD DATE: June 7, 2013	CONTRACT AWARD VALUE: \$126,242
NOTICE TO PROCEED: August 19, 2013	MODIFICATIONS TO-DATE: \$0
SUBSTANTIAL COMPLETION: June 26, 2014	TOTAL CONTRACT VALUE: \$126,242
FINAL COMPLETION: September 26, 2014	% MODIFICATION:

ACCOMPLISHMENTS THIS PERIOD:

No further reporting; project to be closed out.

UPCOMING PROJECT MILESTONES: (3 MONTH LOOK-AHEAD)

Project closed out.

PROJECT CHALLENGES / AREAS OF CONCERN:

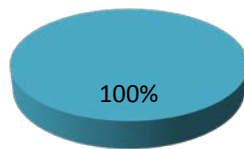
Project closed out.

Balboa Streetscape

PROJECT PHASE	BASELINE BUDGET	APPROVED BUDGET	ESTIMATE AT COMPLETION	BOND FUNDING	OTHER FUNDING	BOND SPENT	OTHER SPENT	BUDGET SPENT
PRE-DEVELOPMENT	\$0	\$0	\$0	\$0	\$0	\$0	\$0	-
CONCEPTUAL	\$0	\$0	\$0	\$0	\$0	\$0	\$0	-
ENVIRONMENTAL	\$0	\$0	\$0	\$0	\$0	\$0	\$0	-
DETAIL DESIGN	\$0	\$0	\$0	\$0	\$0	\$0	\$0	-
CONSTRUCTION	\$126,242	\$126,242	\$126,242	\$126,242	\$0	\$126,234	\$0	100.0%
PROJECT TOTALS	\$126,242	\$126,242	\$126,242	\$126,242	\$0	\$126,234	\$0	100.0%

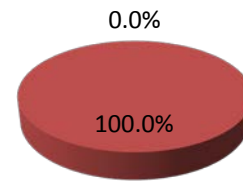
Funding Series Detail: \$126,242 2012B, \$0 2013, \$0 2014
 Expenditure Series Detail: \$126,234 2012B, \$0 2013, \$0 2014

Approved Budget By Phase



- PRE-DEVELOPMENT ■ CONCEPTUAL
- ENVIRONMENTAL ■ DETAIL DESIGN
- CONSTRUCTION

Budget Spent vs. Approved Budget Remaining



- Remaining ■ Spent

Project Phase	Start	Finish	2014				2015				2016				2017													
			J	F	M	A	M	J	J	A	S	O	N	D	J	F	M	A	M	J	J	A	S	O	N	D		
PRE-DEVELOPMENT																												
Forecast/Actual																												
Approved																												
Baseline																												
CONCEPTUAL																												
Forecast/Actual																												
Approved																												
Baseline																												
ENVIRONMENTAL																												
Forecast/Actual																												
Approved																												
Baseline																												
DETAIL DESIGN																												
Forecast/Actual																												
Approved																												
Baseline																												
CONSTRUCTION																												
Forecast/Actual	08/19/13	06/26/14	[Gantt chart bars for 2014-2017]																									
Approved	08/19/13	06/26/14	[Gantt chart bars for 2014-2017]																									
Baseline	08/19/13	06/26/14	[Gantt chart bars for 2014-2017]																									
CONTRACT CLOSEOUT																												
Forecast/Actual	06/27/14	09/26/14	[Gantt chart bars for 2014-2017]																									
Approved	06/27/14	09/26/14	[Gantt chart bars for 2014-2017]																									
Baseline	06/27/14	09/26/14	[Gantt chart bars for 2014-2017]																									

Bicycle Parking

The SFMTA continually receives bicycle rack requests for approximately 40 locations per month. These requests are for bicycle racks throughout the city with the vast majority of requests for bicycle parking near San Francisco businesses and along transit routes. There is a latent demand for bicycle infrastructure in San Francisco. There would be more people who would ride bicycles if the proper facilities were available to support their trips. Bicycle racks help meet this need by providing a secure parking location at destinations. By providing these facilities, the SFMTA will increase bicycle trips and reduce motor vehicle trips and emissions. SFMTA revenue bonds will fund procurement of 6,000 bicycle racks and installation of approximately 500 bicycle racks. Bicycle Parking Program staff had originally intended to purchase 3,500 stainless steel bicycle racks, but subsequently decided to purchase galvanized racks instead at a lower price point, facilitating an increase in the number of racks purchased, but also necessitating an extended project deadline to allow the winning bidder to deliver the increased amount of racks (approved deadline extension from 12/31/2014 to 06/30/2015).

PROJECT INITIATION: October 8, 2013

CURRENT PROJECT PHASE: Procurement

PROJECT MANAGER: Heath Maddox (415) 701-4605

PROJECT ENGINEER:

RESIDENT ENGINEER:

CONTRACTOR: N/A - Installation work to be performed by city staff.

CONTRACT AWARD DATE:

NOTICE TO PROCEED:

SUBSTANTIAL COMPLETION:

FINAL COMPLETION: June 30, 2015

CONTRACT AWARD VALUE:

MODIFICATIONS TO-DATE: \$0

TOTAL CONTRACT VALUE:

% MODIFICATION:

ACCOMPLISHMENTS THIS PERIOD:

N/A (project complete and closed out)

UPCOMING PROJECT MILESTONES: (3 MONTH LOOK-AHEAD)

N/A (project complete and closed out)

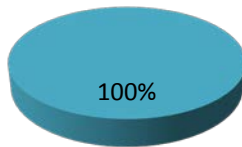
PROJECT CHALLENGES / AREAS OF CONCERN:

Bicycle Parking

PROJECT PHASE	BASELINE BUDGET	APPROVED BUDGET	ESTIMATE AT COMPLETION	BOND FUNDING	OTHER FUNDING	BOND SPENT	OTHER SPENT	BUDGET SPENT
PRE-DEVELOPMENT	\$0	\$0	\$0	\$0	\$0	\$0	\$0	-
CONCEPTUAL	\$0	\$0	\$0	\$0	\$0	\$0	\$0	-
ENVIRONMENTAL	\$0	\$0	\$0	\$0	\$0	\$0	\$0	-
DETAIL DESIGN	\$0	\$0	\$0	\$0	\$0	\$0	\$0	-
CONSTRUCTION	\$750,000	\$750,000	\$750,000	\$750,000	\$0	\$750,000	\$0	100.0%
PROJECT TOTALS	\$750,000	\$750,000	\$750,000	\$750,000	\$0	\$750,000	\$0	100.0%

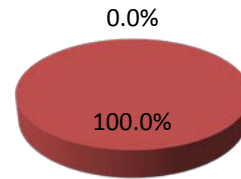
Funding Series Detail: \$750,000 2012B, \$0 2013, \$0 2014
 Expenditure Series Detail: \$750,000 2012B, \$0 2013, \$0 2014

Approved Budget By Phase



- PRE-DEVELOPMENT
- ENVIRONMENTAL
- CONSTRUCTION
- CONCEPTUAL
- DETAIL DESIGN

Budget Spent vs. Approved Budget Remaining



- Remaining
- Spent

Project Phase	Start	Finish	2014												2015												2016												2017											
			J	F	M	A	M	J	J	A	S	O	N	D	J	F	M	A	M	J	J	A	S	O	N	D	J	F	M	A	M	J	J	A	S	O	N	D	J	F	M	A	M	J	J	A	S	O	N	D
PRE-DEVELOPMENT																																																		
Forecast/Actual																																																		
Approved																																																		
Baseline																																																		
CONCEPTUAL																																																		
Forecast/Actual																																																		
Approved																																																		
Baseline																																																		
ENVIRONMENTAL																																																		
Forecast/Actual																																																		
Approved																																																		
Baseline																																																		
DETAIL DESIGN																																																		
Forecast/Actual																																																		
Approved																																																		
Baseline																																																		
CONSTRUCTION																																																		
Forecast/Actual	10/08/13	06/30/15																																																
Approved	10/01/13	06/30/15																																																
Baseline	10/01/13	06/30/15																																																
CONTRACT CLOSEOUT																																																		
Forecast/Actual	work to be per																																																	
Approved																																																		
Baseline																																																		

Bicycle Strategy Capital Projects - Oak and Fell Bikeways Resurfacing

This project resurfaces the pavement in the bikeways on Oak Street and Fell Street between Baker and Scott Streets.

Project Conceptual funding includes Traffic Engineering from FY11/12. Additional Conceptual work was performed by earlier projects.

The scope has been updated to include design and portions of construction of median islands to provide physical separation between bikeways and vehicle travel lanes (part of original Oak/Fell ped/bike safety project scope). Completion schedule extended accordingly.

Update May 2016: Changed phase to Construction to allow a portion of the remaining funds to be used for SFMTA crews to restore striping after paving repairs related to project improvements and complete traffic signal pole replacement triggered by curb ramp work.

PROJECT INITIATION: October 1, 2013
 CURRENT PROJECT PHASE: Construction

PROJECT MANAGER: Ellen Robinson (415) 701-4322
 PROJECT ENGINEER:
 RESIDENT ENGINEER:

CONTRACTOR: No Contract Required; City forces are performing work.

CONTRACT AWARD DATE:	CONTRACT AWARD VALUE:
NOTICE TO PROCEED:	MODIFICATIONS TO-DATE: \$0
SUBSTANTIAL COMPLETION: June 30, 2015	TOTAL CONTRACT VALUE:
FINAL COMPLETION: June 15, 2016	% MODIFICATION:

ACCOMPLISHMENTS THIS PERIOD:

Closeout initiated for Series 2013 funds.

UPCOMING PROJECT MILESTONES: (3 MONTH LOOK-AHEAD)

SFMTA signal shop to replace signal triggered by curb ramp work. Pavement rehabilitation and striping replacement required on 2 blocks of Fell Street due to complications from project's sewer work. Closeout of Series 2014 funds to follow.

PROJECT CHALLENGES / AREAS OF CONCERN:

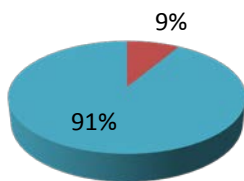
Public Works charges to 2014 series bond not yet applied.

Bicycle Strategy Capital Projects - Oak and Fell Bikeways Resurfacing

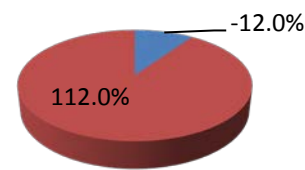
PROJECT PHASE	BASELINE BUDGET	APPROVED BUDGET	ESTIMATE AT COMPLETION	BOND FUNDING	OTHER FUNDING	BOND SPENT	OTHER SPENT	BUDGET SPENT
PRE-DEVELOPMENT	\$0	\$0	\$0	\$0	\$0	\$0	\$0	-
CONCEPTUAL	\$32,500	\$32,500	\$32,500	\$0	\$32,500	\$0	\$32,499	100.0%
ENVIRONMENTAL	\$0	\$0	\$0	\$0	\$0	\$0	\$0	-
DETAIL DESIGN	\$0	\$0	\$0	\$0	\$0	\$0	\$0	-
CONSTRUCTION	\$345,000	\$345,000	\$345,000	\$766,118	\$0	\$340,311	\$49,874	113.1%
PROJECT TOTALS	\$377,500	\$377,500	\$377,500	\$766,118	\$32,500	\$340,311	\$82,373	112.0%

Funding Series Detail: \$0 2012B, \$345,000 2013, \$421,118 2014
 Expenditure Series Detail: \$0 2012B, \$290,072 2013, \$50,239 2014

Approved Budget By Phase



Budget Spent vs. Approved Budget Remaining



- PRE-DEVELOPMENT ■ CONCEPTUAL
- ENVIRONMENTAL ■ DETAIL DESIGN
- CONSTRUCTION

- Remaining ■ Spent

Project Phase	Start	Finish	2014												2015												2016												2017											
			J	F	M	A	M	J	J	A	S	O	N	D	J	F	M	A	M	J	J	A	S	O	N	D	J	F	M	A	M	J	J	A	S	O	N	D	J	F	M	A	M	J	J	A	S	O	N	D
PRE-DEVELOPMENT																																																		
Forecast/Actual																																																		
Approved																																																		
Baseline																																																		
CONCEPTUAL																																																		
Forecast/Actual	10/01/13	01/01/14																																																
Approved	10/01/13	01/01/14																																																
Baseline	10/01/13	01/01/14																																																
ENVIRONMENTAL																																																		
Forecast/Actual																																																		
Approved																																																		
Baseline																																																		
DETAIL DESIGN																																																		
Forecast/Actual																																																		
Approved																																																		
Baseline																																																		
CONSTRUCTION (including DETAIL DESIGN Activities)																																																		
Forecast/Actual	12/01/13	06/15/16																																																
Approved	12/01/13	12/31/15																																																
Baseline	12/01/13	09/01/14																																																
CONTRACT CLOSEOUT																																																		
Forecast/Actual	05/31/15	06/29/16																																																
Approved	09/01/14	12/31/15																																																
Baseline	09/01/14	03/30/15																																																

Bicycle Strategy Capital Projects - Polk Street Northbound Separated Bikeway

Bicycle Strategy Implementation projects will improve the safety, comfort and convenience on major San Francisco cycling corridors for all people who bike. Treatments include internationally tested cycling treatments such as separated bicycle facilities and pavement treatments. The Polk Street Northbound Separated Bikeway will construct a separated bikeway in the northbound direction on Polk Street between Market and Grove Streets. Construction will include landscaped medians, upgraded curb ramps, traffic signal improvements, and bulbouts.

Conceptual work was completed in 2009 by as part of the Bike Plan EIR. Because the project was accelerated by order of DPW and MTA Directors, Detail Design was performed in parallel with construction and consequently Detail Design costs are included in the Construction totals.

PROJECT INITIATION: February 3, 2014
 CURRENT PROJECT PHASE: COMPLETE

PROJECT MANAGER: Damon Curtis (415) 701-4674
 PROJECT ENGINEER: Damon Curtis (415) 701-4674
 RESIDENT ENGINEER: Alfredo Tio (DPW) (415) 794-7705

CONTRACTOR: A. Ruiz Construction Co. & Assoc., Inc., 1601 Cortland Avenue, San Francisco, CA 94111

CONTRACT AWARD DATE: February 1, 2014	CONTRACT AWARD VALUE: \$1,156,350
NOTICE TO PROCEED: February 1, 2014	MODIFICATIONS TO-DATE: \$0
SUBSTANTIAL COMPLETION: May 1, 2014	TOTAL CONTRACT VALUE: \$1,156,350
FINAL COMPLETION: September 30, 2014	% MODIFICATION:

ACCOMPLISHMENTS THIS PERIOD:

UPCOMING PROJECT MILESTONES: (3 MONTH LOOK-AHEAD)

No further reporting; project to be closed out.

PROJECT CHALLENGES / AREAS OF CONCERN:

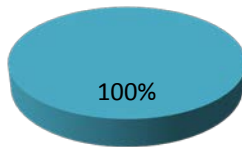
None to report.

Bicycle Strategy Capital Projects - Polk Street Northbound Separated Bikeway

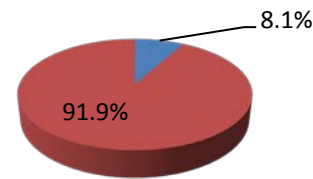
PROJECT PHASE	BASELINE BUDGET	APPROVED BUDGET	ESTIMATE AT COMPLETION	BOND FUNDING	OTHER FUNDING	BOND SPENT	OTHER SPENT	BUDGET SPENT
PRE-DEVELOPMENT	\$0	\$0	\$0	\$0	\$0	\$0	\$0	-
CONCEPTUAL	\$0	\$0	\$0	\$0	\$0	\$0	\$0	-
ENVIRONMENTAL	\$0	\$0	\$0	\$0	\$0	\$0	\$0	-
DETAIL DESIGN	\$0	\$0	\$0	\$0	\$0	\$0	\$0	-
CONSTRUCTION	\$1,308,750	\$1,308,750	\$1,309,000	\$571,239	\$634,000	\$571,239	\$631,524	91.9%
PROJECT TOTALS	\$1,308,750	\$1,308,750	\$1,309,000	\$571,239	\$634,000	\$571,239	\$631,524	91.9%

Funding Series Detail: \$481,267 2012B, \$89,972 2013, \$0 2014
 Expenditure Series Detail: \$481,267 2012B, \$89,972 2013, \$0 2014

Approved Budget By Phase



Budget Spent vs. Approved Budget Remaining



- PRE-DEVELOPMENT ■ CONCEPTUAL
- ENVIRONMENTAL ■ DETAIL DESIGN
- CONSTRUCTION

- Remaining ■ Spent

Project Phase	Start	Finish	2014				2015				2016				2017													
			J	F	M	A	M	J	J	A	S	O	N	D	J	F	M	A	M	J	J	A	S	O	N	D		
PRE-DEVELOPMENT																												
Forecast/Actual																												
Approved																												
Baseline																												
CONCEPTUAL																												
Forecast/Actual																												
Approved																												
Baseline																												
ENVIRONMENTAL																												
Forecast/Actual																												
Approved																												
Baseline																												
DETAIL DESIGN																												
Forecast/Actual																												
Approved																												
Baseline																												
CONSTRUCTION (including DETAIL DESIGN Activities)																												
Forecast/Actual	02/01/14	05/01/14																										
Approved	02/01/14	05/01/14																										
Baseline	02/01/14	05/01/14																										
CONTRACT CLOSEOUT																												
Forecast/Actual	10/01/14	06/30/15																										
Approved	10/01/14	06/30/15																										
Baseline	10/01/14	03/31/15																										

Bicycle Strategy Capital Projects - Wiggle Neighborhood Green Corridor

The SFMTA's Wiggle Neighborhood Green Corridor project will include bicycle, pedestrian, traffic calming, and streetscape improvements along the Wiggle Route including speed humps, raised crosswalks, roadway markings and bulb-outs. This is in addition to the San Francisco Public Utilities Commission's (SFPUC's) plan to add rain gardens and permeable paving along the same corridor.

PROJECT INITIATION: March 1, 2013
 CURRENT PROJECT PHASE: Detailed Design

PROJECT MANAGER: Paul Stanis (415) 701-5396
 PROJECT ENGINEER:
 RESIDENT ENGINEER:

CONTRACTOR: TBD

CONTRACT AWARD DATE: TBD	CONTRACT AWARD VALUE: TBD
NOTICE TO PROCEED: TBD	MODIFICATIONS TO-DATE: TBD
SUBSTANTIAL COMPLETION: April 30, 2017	TOTAL CONTRACT VALUE:
FINAL COMPLETION: March 31, 2018	% MODIFICATION:

ACCOMPLISHMENTS THIS PERIOD:

- Environmental review completed by Planning Department.
- Project approved by SFMTA Board of Directors.
- Implementation of Near Term Improvements began after SFMTA Board of Directors approval.
- Ongoing outreach to the public.
- Coordination meetings with project partners.

UPCOMING PROJECT MILESTONES: (3 MONTH LOOK-AHEAD)

- Continue early implementation measures.
- Continue detailed design of permanent changes; coordinate with PUC, Public Works.

PROJECT CHALLENGES / AREAS OF CONCERN:

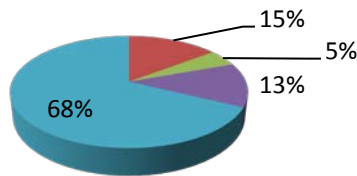
Project may not be completed within the Revenue Bond timeframe due to SFPW delays in completing design; SFMTA Staff are working on identifying alternative funding sources for this project as well as reallocating these funds to projects that will be able to spend the funds sooner.

Bicycle Strategy Capital Projects - Wiggle Neighborhood Green Corridor

PROJECT PHASE	BASELINE BUDGET	APPROVED BUDGET	ESTIMATE AT COMPLETION	BOND FUNDING	OTHER FUNDING	BOND SPENT	OTHER SPENT	BUDGET SPENT
PRE-DEVELOPMENT	\$0	\$0	\$0	\$0	\$0	\$0	\$0	-
CONCEPTUAL	\$205,000	\$205,000	\$205,000	\$0	\$0	\$0	\$0	0.0%
ENVIRONMENTAL	\$68,000	\$68,000	\$68,000	\$42,000	\$0	\$42,000	\$5,290	69.5%
DETAIL DESIGN	\$178,000	\$178,000	\$360,000	\$43,000	\$71,000	\$102,435	\$45,000	82.8%
CONSTRUCTION	\$950,000	\$950,000	\$1,600,000	\$143,400	\$0	\$0	\$0	0.0%
PROJECT TOTALS	\$1,401,000	\$1,401,000	\$2,233,000	\$228,400	\$71,000	\$144,435	\$50,290	13.9%

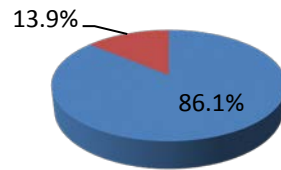
Funding Series Detail: \$0 2012B, \$228,400 2013, \$0 2014
 Expenditure Series Detail: \$0 2012B, \$144,435 2013, \$0 2014

Approved Budget By Phase



- PRE-DEVELOPMENT
- CONCEPTUAL
- ENVIRONMENTAL
- DETAIL DESIGN
- CONSTRUCTION

Budget Spent vs. Approved Budget Remaining



- Remaining
- Spent

Project Phase	Start	Finish	2014												2015												2016												2017											
			J	F	M	A	M	J	J	A	S	O	N	D	J	F	M	A	M	J	J	A	S	O	N	D	J	F	M	A	M	J	J	A	S	O	N	D	J	F	M	A	M	J	J	A	S	O	N	D
PRE-DEVELOPMENT																																																		
Forecast/Actual																																																		
Approved																																																		
Baseline																																																		
CONCEPTUAL																																																		
Forecast/Actual	03/01/13	10/31/14																																																
Approved	03/01/13	10/31/14																																																
Baseline	03/01/13	10/31/14																																																
ENVIRONMENTAL																																																		
Forecast/Actual	02/24/14	10/07/15																																																
Approved	01/31/14	10/31/14																																																
Baseline	01/31/14	10/31/14																																																
DETAIL DESIGN																																																		
Forecast/Actual	11/01/14	04/30/16																																																
Approved	11/01/14	09/30/15																																																
Baseline	11/01/14	09/30/15																																																
CONSTRUCTION																																																		
Forecast/Actual	12/01/15	04/30/17																																																
Approved	04/01/16	11/30/16																																																
Baseline	04/01/16	11/30/16																																																
CONTRACT CLOSEOUT																																																		
Forecast/Actual	05/31/17	03/31/18																																																
Approved	02/01/17	12/31/17																																																
Baseline	02/01/17	12/31/17																																																

Broadway Chinatown Streetscape

The project will be environmentally cleared, designed and constructed as part of the San Francisco Public Works (SFPW) larger Broadway Chinatown Streetscape project, an interagency effort led by the San Francisco Planning Department in partnership with the Chinatown Community Development Center, the SFPW, and SFMTA. The project area is along Broadway from Columbus Avenue to the Broadway Tunnel. Funding and schedule information provided reflects SFMTA's portion of the project.

The goal is to improve pedestrian safety and access crossing Broadway and Powell and to clearly channelize traffic on Broadway fronting Jean Parker Elementary School.

PROJECT INITIATION: January 1, 2014
 CURRENT PROJECT PHASE: Construction

PROJECT MANAGER: Nick Carr (415) 701-4468
 PROJECT ENGINEER: Stephanie Yuan (415) 554-8209
 RESIDENT ENGINEER:

CONTRACTOR: TBD

CONTRACT AWARD DATE: February 1, 2016	CONTRACT AWARD VALUE: TBD
NOTICE TO PROCEED: March 1, 2016	MODIFICATIONS TO-DATE: \$0
SUBSTANTIAL COMPLETION: March 31, 2017	TOTAL CONTRACT VALUE:
FINAL COMPLETION:	% MODIFICATION:

ACCOMPLISHMENTS THIS PERIOD:

Contract Request For Proposals was re-advertised by Public Works March 3, 2016.

UPCOMING PROJECT MILESTONES: (3 MONTH LOOK-AHEAD)

Bids will be evaluated and Contract is expected to be awarded.

PROJECT CHALLENGES / AREAS OF CONCERN:

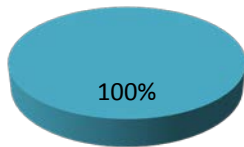
Funding must now be extended due to contracting delay.

Broadway Chinatown Streetscape

PROJECT PHASE	BASELINE BUDGET	APPROVED BUDGET	ESTIMATE AT COMPLETION	BOND FUNDING	OTHER FUNDING	BOND SPENT	OTHER SPENT	BUDGET SPENT
PRE-DEVELOPMENT	\$0	\$0	\$0	\$0	\$0	\$0	\$0	-
CONCEPTUAL	\$0	\$0	\$0	\$0	\$0	\$0	\$0	-
ENVIRONMENTAL	\$0	\$0	\$0	\$0	\$0	\$0	\$0	-
DETAIL DESIGN	\$0	\$0	\$0	\$0	\$0	\$0	\$0	-
CONSTRUCTION	\$1,910,000	\$1,910,000	\$1,910,000	\$1,910,000	\$0	\$26,789	\$0	1.4%
PROJECT TOTALS	\$1,910,000	\$1,910,000	\$1,910,000	\$1,910,000	\$0	\$26,789	\$0	1.4%

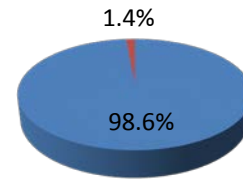
Funding Series Detail: \$0 2012B, \$1,910,000 2013, \$0 2014
 Expenditure Series Detail: \$0 2012B, \$26,789 2013, \$0 2014

Approved Budget By Phase



- PRE-DEVELOPMENT
- ENVIRONMENTAL
- CONSTRUCTION
- CONCEPTUAL
- DETAIL DESIGN

Budget Spent vs. Approved Budget Remaining



- Remaining
- Spent

Project Phase	Start	Finish	2014												2015												2016												2017											
			J	F	M	A	M	J	J	A	S	O	N	D	J	F	M	A	M	J	J	A	S	O	N	D	J	F	M	A	M	J	J	A	S	O	N	D	J	F	M	A	M	J	J	A	S	O	N	D
PRE-DEVELOPMENT																																																		
Forecast/Actual																																																		
Approved																																																		
Baseline																																																		
CONCEPTUAL																																																		
Forecast/Actual																																																		
Approved																																																		
Baseline																																																		
ENVIRONMENTAL																																																		
Forecast/Actual																																																		
Approved																																																		
Baseline																																																		
DETAIL DESIGN																																																		
Forecast/Actual																																																		
Approved																																																		
Baseline																																																		
CONSTRUCTION																																																		
Forecast/Actual	03/01/16	03/31/17																																																
Approved	01/01/14	01/01/16																																																
Baseline	01/01/14	01/01/16																																																
CONTRACT CLOSEOUT																																																		
Forecast/Actual	04/01/17	04/15/18																																																
Approved	01/01/17	01/01/18																																																
Baseline	01/01/16	01/01/17																																																

C3 Blue Light Emergency Phone Replacement

Replace the existing emergency blue light telephone system in the Muni Metro Tunnel and Muni Metro Turnback locations with a more reliable and up to date system and add additional phones as needed to conform to the latest codes. In addition, the project will furnish and install a new emergency blue light telephone system within the Sunset Tunnel.

PROJECT INITIATION: May 1, 2010
 CURRENT PROJECT PHASE: Construction

PROJECT MANAGER: Henry Kim (415) 701-4307
 PROJECT ENGINEER: Anthony Bryant (415) 701-4309
 RESIDENT ENGINEER: Hubert Wong (415) 734-8432

CONTRACTOR: Shimmick Construction, 8201 Edgewater Drive - Suite 202, Oakland, CA 94621

CONTRACT AWARD DATE: November 19, 2013	CONTRACT AWARD VALUE: \$9,175,000
NOTICE TO PROCEED: February 3, 2014	MODIFICATIONS TO-DATE: \$0
SUBSTANTIAL COMPLETION: 9/11/2016 (tent)	TOTAL CONTRACT VALUE: \$9,175,000
FINAL COMPLETION: 12/10/2016 (tent)	% MODIFICATION:

ACCOMPLISHMENTS THIS PERIOD:

- Processed product submittals and requests for information from contractor.
- Completed key tunnel work and restored regular revenue service in the Market Street tunnel in January 2016.
- Installed equipment/conduit and terminated cables at Justin Herman Vent Structure, Montgomery, Civic Center, Church, Castro, Forest Hill, Lenox/West Portal, Powell, Van Ness, and Carl Street Substation.
- Terminated cables cables primarily between Forest Hill and Van Ness Stations during non-revenue hours in the Market Street tunnel.

UPCOMING PROJECT MILESTONES: (3 MONTH LOOK-AHEAD)

Secure consultant services to negotiate with contractor on time and cost required to complete the project.

PROJECT CHALLENGES / AREAS OF CONCERN:

Unforeseen site conditions and subway access constraints have impacted project progress and cost.

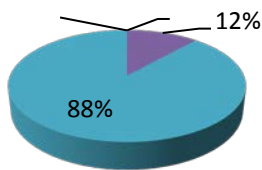
C3 Blue Light Emergency Phone Replacement

PROJECT PHASE	BASELINE BUDGET	APPROVED BUDGET	ESTIMATE AT COMPLETION	BOND FUNDING	OTHER FUNDING	BOND SPENT	OTHER SPENT	BUDGET SPENT
PRE-DEVELOPMENT	\$0	\$0	\$0	\$0	\$0	\$0	\$0	-
CONCEPTUAL	\$0	\$0	\$0	\$0	\$0	\$0	\$0	-
ENVIRONMENTAL	\$0	\$0	\$0	\$0	\$0	\$0	\$0	-
DETAIL DESIGN	\$2,760,000	\$2,760,000	\$1,313,162	\$0	\$1,394,086	\$0	\$1,313,162	47.6%
CONSTRUCTION	\$25,946,800	\$20,896,800	\$17,900,000	\$9,500,000	\$10,635,499	\$5,730,675	\$6,608,832	59.0%
PROJECT TOTALS	\$28,706,800	\$23,656,800	\$19,213,162	\$9,500,000	\$12,029,585	\$5,730,675	\$7,921,994	57.7%

Funding Series Detail: \$0 2012B, \$6,000,000 2013, \$3,500,000 2014

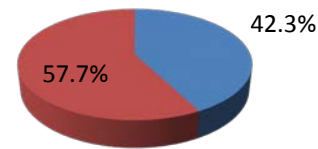
Expenditure Series Detail: \$0 2012B, \$5,730,675 2013, \$0 2014

Approved Budget By Phase



- PRE-DEVELOPMENT
- CONCEPTUAL
- ENVIRONMENTAL
- DETAIL DESIGN
- CONSTRUCTION

Budget Spent vs. Approved Budget Remaining



- Remaining
- Spent

Project Phase	Start	Finish	2014												2015												2016												2017											
			J	F	M	A	M	J	J	A	S	O	N	D	J	F	M	A	M	J	J	A	S	O	N	D	J	F	M	A	M	J	J	A	S	O	N	D	J	F	M	A	M	J	J	A	S	O	N	D
PRE-DEVELOPMENT																																																		
Forecast/Actual																																																		
Approved																																																		
Baseline																																																		
CONCEPTUAL																																																		
Forecast/Actual																																																		
Approved																																																		
Baseline																																																		
ENVIRONMENTAL																																																		
Forecast/Actual																																																		
Approved																																																		
Baseline																																																		
DETAIL DESIGN																																																		
Forecast/Actual	08/01/12	02/02/14																																																
Approved	08/01/12	02/02/14																																																
Baseline	08/01/12	11/30/13																																																
CONSTRUCTION																																																		
Forecast/Actual	02/03/14	09/30/16																																																
Approved	02/03/14	09/11/15																																																
Baseline	11/30/13	02/29/16																																																
CONTRACT CLOSEOUT																																																		
Forecast/Actual	11/01/15	12/31/16																																																
Approved	09/12/15	01/10/16																																																
Baseline	03/01/16	09/01/16																																																

C3 Integrated Systems Replacement

Replace central control and subway communication systems, which include the Public Address system, the Platform Display Sign system, and the Facility Supervisory Control And Data Acquisition (SCADA) system, and upgrade the Motive Power SCADA system. Other project elements include the installation of a new fiber broadband network and Uninterruptible Power Supply (UPS) systems for critical communication systems.

PROJECT INITIATION: June 1, 2009	PROJECT MANAGER: Faris Salfiti (415) 749-2457
CURRENT PROJECT PHASE: Construction	PROJECT ENGINEER: Anthony Bryant (415) 701-4309
	RESIDENT ENGINEER: Victor Yuen (415) 706-1142

CONTRACTOR: Blocka Construction, Inc., 4455 Enterprise Street, Fremont, CA 94538

CONTRACT AWARD DATE: January 15, 2013	CONTRACT AWARD VALUE: \$24,116,000
NOTICE TO PROCEED: February 28, 2013	MODIFICATIONS TO-DATE: \$0
SUBSTANTIAL COMPLETION: December 5, 2016	TOTAL CONTRACT VALUE: \$24,116,000
FINAL COMPLETION: March 5, 2017	% MODIFICATION:

ACCOMPLISHMENTS THIS PERIOD:

Project team worked on outstanding submittals and change order reconciliation.

UPCOMING PROJECT MILESTONES: (3 MONTH LOOK-AHEAD)

Finalize development of the Passenger Audio-Video (PAV) system.

Complete installation and cutover of the Platform Display Signs (PDS) at all stations in the subway.

PROJECT CHALLENGES / AREAS OF CONCERN:

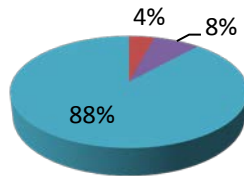
The Subway Location Server data feed is not available until the System Management Center (SMC) under the ATCS project is completed. The development of the Passenger Audio-Video system for the ISR project cannot be completed until the aforementioned system is available. This delay will extend the contract duration requiring contract modification.

C3 Integrated Systems Replacement

PROJECT PHASE	BASELINE BUDGET	APPROVED BUDGET	ESTIMATE AT COMPLETION	BOND FUNDING	OTHER FUNDING	BOND SPENT	OTHER SPENT	BUDGET SPENT
PRE-DEVELOPMENT	\$0	\$0	\$0	\$0	\$0	\$0	\$0	-
CONCEPTUAL	\$1,592,000	\$1,750,186	\$1,750,186	\$0	\$1,750,186	\$0	\$1,750,186	100.0%
ENVIRONMENTAL	\$0	\$0	\$0	\$0	\$0	\$0	\$0	-
DETAIL DESIGN	\$4,455,000	\$3,187,122	\$3,187,122	\$0	\$3,187,122	\$0	\$3,131,593	98.3%
CONSTRUCTION	\$47,163,000	\$37,305,982	\$34,800,000	\$6,175,500	\$28,188,138	\$6,175,500	\$21,614,343	74.5%
PROJECT TOTALS	\$53,210,000	\$42,243,290	\$39,737,308	\$6,175,500	\$33,125,446	\$6,175,500	\$26,496,122	77.3%

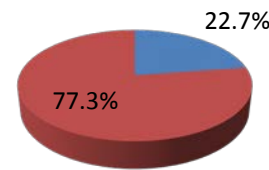
Funding Series Detail: \$6,175,500 2012B, \$0 2013, \$0 2014
 Expenditure Series Detail: \$6,175,500 2012B, \$0 2013, \$0 2014

Approved Budget By Phase



- PRE-DEVELOPMENT
- CONCEPTUAL
- ENVIRONMENTAL
- DETAIL DESIGN
- CONSTRUCTION

Budget Spent vs. Approved Budget Remaining



- Remaining
- Spent

Project Phase	Start	Finish	2014												2015												2016												2017											
			J	F	M	A	M	J	J	A	S	O	N	D	J	F	M	A	M	J	J	A	S	O	N	D	J	F	M	A	M	J	J	A	S	O	N	D	J	F	M	A	M	J	J	A	S	O	N	D
PRE-DEVELOPMENT																																																		
Forecast/Actual																																																		
Approved																																																		
Baseline																																																		
CONCEPTUAL																																																		
Forecast/Actual	05/01/10	03/01/11																																																
Approved	05/01/10	03/01/11																																																
Baseline	05/01/10	03/01/11																																																
ENVIRONMENTAL																																																		
Forecast/Actual																																																		
Approved																																																		
Baseline																																																		
DETAIL DESIGN																																																		
Forecast/Actual	04/11/11	02/27/13																																																
Approved	04/11/11	02/27/13																																																
Baseline	04/11/11	12/01/11																																																
CONSTRUCTION																																																		
Forecast/Actual	02/28/13	12/05/16																																																
Approved	02/28/13	09/26/14																																																
Baseline	01/01/12	09/01/13																																																
CONTRACT CLOSEOUT																																																		
Forecast/Actual	12/05/16	06/06/17																																																
Approved	09/27/14	02/24/15																																																
Baseline	09/02/13	06/01/14																																																

Church and Duboce Project

To improve access to transit and pedestrian safety at a key transit location, a federal grant matched with revenue bonds is funding the sidewalk bulb at the southeastern corner of the intersection of Market, Church, and 14th Streets as well as two traffic calming sidewalk bulbs on Noe Street between Duboce Ave. and 14th Streets.

PROJECT INITIATION: May 16, 2013
 CURRENT PROJECT PHASE: Construction

PROJECT MANAGER: Cathal Hennessy (415) 701-4548
 PROJECT ENGINEER: Robert Lim (415) 701-5669
 RESIDENT ENGINEER: Josef Munoz (415) 554-8284

CONTRACTOR: City Forces

CONTRACT AWARD DATE: June 1, 2013
 NOTICE TO PROCEED: October 1, 2013
 SUBSTANTIAL COMPLETION: December 31, 2014
 FINAL COMPLETION: June 30, 2015

CONTRACT AWARD VALUE: \$385,180
 MODIFICATIONS TO-DATE: \$0
 TOTAL CONTRACT VALUE: \$385,180
 % MODIFICATION:

ACCOMPLISHMENTS THIS PERIOD:

Continuing the close out process.

UPCOMING PROJECT MILESTONES: (3 MONTH LOOK-AHEAD)

Complete the close out process.

PROJECT CHALLENGES / AREAS OF CONCERN:

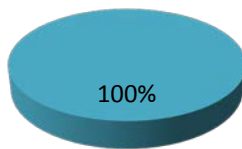
None to report.

Church and Duboce Project

PROJECT PHASE	BASELINE BUDGET	APPROVED BUDGET	ESTIMATE AT COMPLETION	BOND FUNDING	OTHER FUNDING	BOND SPENT	OTHER SPENT	BUDGET SPENT
PRE-DEVELOPMENT	\$0	\$0	\$0	\$0	\$0	\$0	\$0	-
CONCEPTUAL	\$0	\$0	\$0	\$0	\$0	\$0	\$0	-
ENVIRONMENTAL	\$0	\$0	\$0	\$0	\$0	\$0	\$0	-
DETAIL DESIGN	\$0	\$0	\$0	\$0	\$0	\$0	\$0	-
CONSTRUCTION	\$385,180	\$429,083	\$429,083	\$37,466	\$384,903	\$37,466	\$241,043	64.9%
PROJECT TOTALS	\$385,180	\$429,083	\$429,083	\$37,466	\$384,903	\$37,466	\$241,043	64.9%

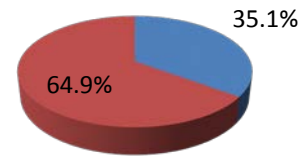
Funding Series Detail: \$37,466 2012B, \$0 2013, \$0 2014
 Expenditure Series Detail: \$37,466 2012B, \$0 2013, \$0 2014

Approved Budget By Phase



- PRE-DEVELOPMENT
- ENVIRONMENTAL
- CONSTRUCTION
- CONCEPTUAL
- DETAIL DESIGN

Budget Spent vs. Approved Budget Remaining



- Remaining
- Spent

Project Phase	Start	Finish	2014												2015												2016												2017											
			J	F	M	A	M	J	J	A	S	O	N	D	J	F	M	A	M	J	J	A	S	O	N	D	J	F	M	A	M	J	J	A	S	O	N	D	J	F	M	A	M	J	J	A	S	O	N	D
PRE-DEVELOPMENT																																																		
Forecast/Actual																																																		
Approved																																																		
Baseline																																																		
CONCEPTUAL																																																		
Forecast/Actual																																																		
Approved																																																		
Baseline																																																		
ENVIRONMENTAL																																																		
Forecast/Actual																																																		
Approved																																																		
Baseline																																																		
DETAIL DESIGN																																																		
Forecast/Actual																																																		
Approved																																																		
Baseline																																																		
CONSTRUCTION																																																		
Forecast/Actual	06/01/13	12/31/14																																																
Approved	06/01/13	12/31/14																																																
Baseline	06/01/13	12/31/14																																																
CONTRACT CLOSEOUT																																																		
Forecast/Actual	01/01/15	06/30/15																																																
Approved	01/01/15	06/30/15																																																
Baseline	01/01/15	06/30/15																																																

Columbus Ave. Streetscape Project

Construction of pedestrian bulb outs along Stockton Street at Green, Vallejo, and Grant Streets in conjunction with 5 other bulb outs being installed in conjunction with a street paving contract.

PROJECT INITIATION:
CURRENT PROJECT PHASE: **Construction**

PROJECT MANAGER: **Patrick Golier** 415-701-5672
PROJECT ENGINEER: **Teresa Claveria- Public Works** 415.554.8372
RESIDENT ENGINEER: **Teenchee Le- Public Works** (415) 336-9276

CONTRACTOR: **Esquivel Grading & Paving, Inc.**

CONTRACT AWARD DATE:	October 9, 2015	CONTRACT AWARD VALUE:	\$5,758,436
NOTICE TO PROCEED:	December 14, 2015	MODIFICATIONS TO-DATE:	\$0
SUBSTANTIAL COMPLETION:	December 7, 2016	TOTAL CONTRACT VALUE:	\$5,758,436
FINAL COMPLETION:	March 30, 2017	% MODIFICATION:	

ACCOMPLISHMENTS THIS PERIOD:

Construction is ongoing

UPCOMING PROJECT MILESTONES: (3 MONTH LOOK-AHEAD)

Construction has begun.

PROJECT CHALLENGES / AREAS OF CONCERN:

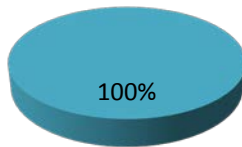
Public Work construction delays.

Columbus Ave. Streetscape Project

PROJECT PHASE	BASELINE BUDGET	APPROVED BUDGET	ESTIMATE AT COMPLETION	BOND FUNDING	OTHER FUNDING	BOND SPENT	OTHER SPENT	BUDGET SPENT
PRE-DEVELOPMENT	\$0	\$0	\$0	\$0	\$0	\$0	\$0	-
CONCEPTUAL	\$0	\$0	\$0	\$0	\$0	\$0	\$0	-
ENVIRONMENTAL	\$0	\$0	\$0	\$0	\$0	\$0	\$0	-
DETAIL DESIGN	\$0	\$0	\$0	\$0	\$0	\$0	\$0	-
CONSTRUCTION	\$414,590	\$414,590	\$0	\$414,590	\$100,000	\$0	\$99,869	24.1%
PROJECT TOTALS	\$414,590	\$414,590	\$0	\$414,590	\$100,000	\$0	\$99,869	24.1%

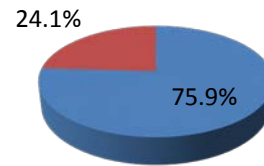
Funding Series Detail: \$0 2012B, \$0 2013, \$414,590 2014
 Expenditure Series Detail: \$0 2012B, \$0 2013, \$0 2014

Approved Budget By Phase



- PRE-DEVELOPMENT ■ CONCEPTUAL
- ENVIRONMENTAL ■ DETAIL DESIGN
- CONSTRUCTION

Budget Spent vs. Approved Budget Remaining



- Remaining ■ Spent

Project Phase	Start	Finish	2014												2015												2016												2017											
			J	F	M	A	M	J	J	A	S	O	N	D	J	F	M	A	M	J	J	A	S	O	N	D	J	F	M	A	M	J	J	A	S	O	N	D	J	F	M	A	M	J	J	A	S	O	N	D
PRE-DEVELOPMENT																																																		
Forecast/Actual																																																		
Approved																																																		
Baseline																																																		
CONCEPTUAL																																																		
Forecast/Actual																																																		
Approved																																																		
Baseline																																																		
ENVIRONMENTAL																																																		
Forecast/Actual																																																		
Approved																																																		
Baseline																																																		
DETAIL DESIGN																																																		
Forecast/Actual																																																		
Approved																																																		
Baseline																																																		
CONSTRUCTION																																																		
Forecast/Actual	01/01/16	03/30/17																																																
Approved	01/01/16	03/30/17																																																
Baseline	01/01/16	03/30/17																																																
CONTRACT CLOSEOUT																																																		
Forecast/Actual	04/01/17	06/30/17																																																
Approved	04/01/17	06/30/17																																																
Baseline	04/01/17	06/30/17																																																

Elevator Safety & Reliability Project

The elevators in the joint-use stations of the Muni Metro Subway, which provide critical access to platform, station and street levels, have not been upgraded since the system was built in the 1970s. Elevators experience high failure rates as a result, which have led to several recent breakdowns and entrapments. This project will replace several components that are most prone to failure, including door operators, landing doors, cab doors, door tracks, sills and sill angles, thus extending their useful lives and improving reliability. The work is proposed for the following stations: Van Ness (2 elevators); Church (3 elevators); Castro (3 elevators) and Forest Hill (4 elevators).

PROJECT INITIATION: June 1, 2012	PROJECT MANAGER: Scott Broder (415) 646-2343
CURRENT PROJECT PHASE: Construction	PROJECT ENGINEER: TBD
	RESIDENT ENGINEER: TBD

CONTRACTOR: TBD, Awaiting bids

CONTRACT AWARD DATE:	CONTRACT AWARD VALUE:
NOTICE TO PROCEED:	MODIFICATIONS TO-DATE:
SUBSTANTIAL COMPLETION:	TOTAL CONTRACT VALUE:
FINAL COMPLETION:	% MODIFICATION:

ACCOMPLISHMENTS THIS PERIOD:

Van Ness Platform Elevator is out to bid. Two bids have been received. Remaining bids due week of 5/9/16. Van Ness Street Elevator modifications are currently underway. These modifications will improve safety and reliability in the interim.

UPCOMING PROJECT MILESTONES: (3 MONTH LOOK-AHEAD)

Church and Castro Elevators (6 elevators) will go out to bid May/June 2016.

PROJECT CHALLENGES / AREAS OF CONCERN:

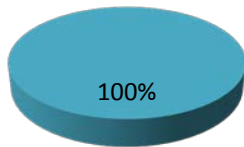
None

Elevator Safety & Reliability Project

PROJECT PHASE	BASELINE BUDGET	APPROVED BUDGET	ESTIMATE AT COMPLETION	BOND FUNDING	OTHER FUNDING	BOND SPENT	OTHER SPENT	BUDGET SPENT
PRE-DEVELOPMENT	\$0	\$0	\$0	\$0	\$0	\$0	\$0	-
CONCEPTUAL	\$0	\$0	\$0	\$0	\$0	\$0	\$0	-
ENVIRONMENTAL	\$0	\$0	\$0	\$0	\$0	\$0	\$0	-
DETAIL DESIGN	\$0	\$0	\$0	\$0	\$0	\$0	\$0	-
CONSTRUCTION	\$750,000	\$2,950,000	\$2,950,000	\$632,569	\$2,200,000	\$0	\$0	0.0%
PROJECT TOTALS	\$750,000	\$2,950,000	\$2,950,000	\$632,569	\$2,200,000	\$0	\$0	0.0%

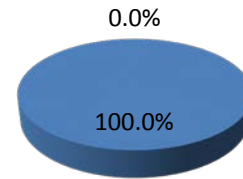
Funding Series Detail: \$0 2012B, \$0 2013, \$632,569 2014
 Expenditure Series Detail: \$0 2012B, \$0 2013, \$0 2014

Approved Budget By Phase



- PRE-DEVELOPMENT ■ CONCEPTUAL
- ENVIRONMENTAL ■ DETAIL DESIGN
- CONSTRUCTION

Budget Spent vs. Approved Budget Remaining



- Remaining ■ Spent

Project Phase	Start	Finish	2014												2015												2016												2017											
			J	F	M	A	M	J	J	A	S	O	N	D	J	F	M	A	M	J	J	A	S	O	N	D	J	F	M	A	M	J	J	A	S	O	N	D	J	F	M	A	M	J	J	A	S	O	N	D
PRE-DEVELOPMENT																																																		
Forecast/Actual																																																		
Approved																																																		
Baseline																																																		
CONCEPTUAL																																																		
Forecast/Actual																																																		
Approved																																																		
Baseline																																																		
ENVIRONMENTAL																																																		
Forecast/Actual																																																		
Approved																																																		
Baseline																																																		
DETAIL DESIGN																																																		
Forecast/Actual																																																		
Approved																																																		
Baseline																																																		
CONSTRUCTION																																																		
Forecast/Actual	02/29/16	03/31/20																																																
Approved	02/29/16	03/31/20																																																
Baseline	02/29/16	03/31/20																																																
CONTRACT CLOSEOUT																																																		
Forecast/Actual																																																		
Approved																																																		
Baseline																																																		

Excelsior and South Bernal Areawides

This project consists of construction of traffic calming elements to be coordinated with paving projects in the Excelsior and South Bernal Heights neighborhoods. The bulb-outs from this project have been legislated and are ready for implementation. The bulb-outs were originally scoped and contracted through FY 09/10 Traffic Calming but contractors were unable to receive NTP from DPW as a result of failing to meet paperwork requirements. As a result, these bulb-outs have been combined with two DPW paving contracts, 2269J and 2183J.

PROJECT INITIATION: August 1, 2014
 CURRENT PROJECT PHASE: Construction

PROJECT MANAGER: Damon Curtis (415) 701-4674
 PROJECT ENGINEER:
 RESIDENT ENGINEER:

CONTRACTOR: Change orders to existing SFPW contracts. Information for traffic calming work only.

CONTRACT AWARD DATE:	CONTRACT AWARD VALUE: \$569,255
NOTICE TO PROCEED:	MODIFICATIONS TO-DATE: \$0
SUBSTANTIAL COMPLETION:	TOTAL CONTRACT VALUE: \$569,255
FINAL COMPLETION:	% MODIFICATION:

ACCOMPLISHMENTS THIS PERIOD:

Project was completed

UPCOMING PROJECT MILESTONES: (3 MONTH LOOK-AHEAD)

Full project closeout by SFPW.

PROJECT CHALLENGES / AREAS OF CONCERN:

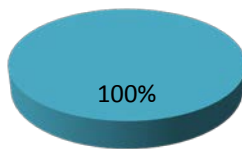
Closeout pending full completion of the pavement restoration and sewer replacement contracts that are jointly managed with the traffic calming measures project. Full completion is anticipated in the fourth quarter of FY16.

Excelsior and South Bernal Areawides

PROJECT PHASE	BASELINE BUDGET	APPROVED BUDGET	ESTIMATE AT COMPLETION	BOND FUNDING	OTHER FUNDING	BOND SPENT	OTHER SPENT	BUDGET SPENT
PRE-DEVELOPMENT	\$0	\$0	\$0	\$0	\$0	\$0	\$0	-
CONCEPTUAL	\$0	\$0	\$0	\$0	\$0	\$0	\$0	-
ENVIRONMENTAL	\$0	\$0	\$0	\$0	\$0	\$0	\$0	-
DETAIL DESIGN	\$0	\$0	\$0	\$0	\$0	\$0	\$0	-
CONSTRUCTION	\$568,255	\$569,255	\$569,255	\$569,255	\$0	\$245,079	\$0	43.1%
PROJECT TOTALS	\$568,255	\$569,255	\$569,255	\$569,255	\$0	\$245,079	\$0	43.1%

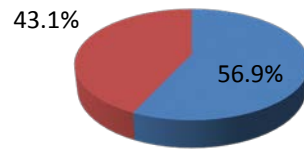
Funding Series Detail: \$0 2012B, \$569,255 2013, \$0 2014
 Expenditure Series Detail: \$0 2012B, \$245,079 2013, \$0 2014

Approved Budget By Phase



- PRE-DEVELOPMENT ■ CONCEPTUAL
- ENVIRONMENTAL ■ DETAIL DESIGN
- CONSTRUCTION

Budget Spent vs. Approved Budget Remaining



- Remaining ■ Spent

Project Phase	Start	Finish	2014												2015												2016												2017											
			J	F	M	A	M	J	J	A	S	O	N	D	J	F	M	A	M	J	J	A	S	O	N	D	J	F	M	A	M	J	J	A	S	O	N	D	J	F	M	A	M	J	J	A	S	O	N	D
PRE-DEVELOPMENT																																																		
Forecast/Actual																																																		
Approved																																																		
Baseline																																																		
CONCEPTUAL																																																		
Forecast/Actual																																																		
Approved																																																		
Baseline																																																		
ENVIRONMENTAL																																																		
Forecast/Actual																																																		
Approved																																																		
Baseline																																																		
DETAIL DESIGN																																																		
Forecast/Actual																																																		
Approved																																																		
Baseline																																																		
CONSTRUCTION																																																		
Forecast/Actual	08/01/14	01/30/16																																																
Approved	04/06/15	10/31/15																																																
Baseline	04/06/15	10/31/15																																																
CONTRACT CLOSEOUT																																																		
Forecast/Actual	11/01/15	03/01/16																																																
Approved	11/01/15	01/31/16																																																
Baseline	11/01/15	01/31/16																																																

Franklin Street Bulbouts

With the approval of the Prop B Roadway and Repaving Bond (Streetscape Bond), San Francisco Public Works (SFPW) is accelerating its Franklin Street repaving work and, subsequently, is advertising a construction contract in January 2013. This presents an opportunity for SFMTA and DPW to coordinate street improvements in the corridor. The SFMTA previously prioritized the design and implementation of the SFgo infrastructure and pedestrian countdown signal conduits project in coordination with DPW's repaving efforts. The pedestrian bulbout on Franklin Street at Hayes and Turk Streets intersections would additionally complement those improvements and would significantly enhance pedestrian access and safety at those intersections.

PROJECT INITIATION: November 1, 2012	PROJECT MANAGER: Cathal Hennessy (415) 701-4548
CURRENT PROJECT PHASE: Construction	PROJECT ENGINEER: Au Bui (SFPW) (415) 554-8283
	RESIDENT ENGINEER: Teenchee Le 415 990-3851

CONTRACTOR: M Squared, 1278 20th Ave, Suite C, SF, CA 94122

CONTRACT AWARD DATE: October 1, 2013	CONTRACT AWARD VALUE: \$222,353
NOTICE TO PROCEED: December 1, 2013	MODIFICATIONS TO-DATE: \$0
SUBSTANTIAL COMPLETION: December 31, 2014	TOTAL CONTRACT VALUE: \$222,353
FINAL COMPLETION: July 1, 2015	% MODIFICATION:

ACCOMPLISHMENTS THIS PERIOD:

The contractor completed punchlist items. SFPW will began the project close out.

UPCOMING PROJECT MILESTONES: (3 MONTH LOOK-AHEAD)

SFPW to complete project close out.

PROJECT CHALLENGES / AREAS OF CONCERN:

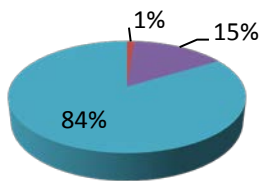
None to report.

Franklin Street Bulbouts

PROJECT PHASE	BASELINE BUDGET	APPROVED BUDGET	ESTIMATE AT COMPLETION	BOND FUNDING	OTHER FUNDING	BOND SPENT	OTHER SPENT	BUDGET SPENT
PRE-DEVELOPMENT	\$0	\$0	\$0	\$0	\$0	\$0	\$0	-
CONCEPTUAL	\$3,524	\$3,524	\$3,524	\$3,144	\$0	\$3,403	\$0	96.6%
ENVIRONMENTAL	\$0	\$0	\$0	\$0	\$0	\$0	\$0	-
DETAIL DESIGN	\$45,243	\$45,243	\$45,243	\$45,364	\$0	\$45,105	\$0	99.7%
CONSTRUCTION	\$250,000	\$250,000	\$250,000	\$0	\$250,000	\$0	\$83,391	33.4%
PROJECT TOTALS	\$298,767	\$298,767	\$298,767	\$48,508	\$250,000	\$48,508	\$83,391	44.1%

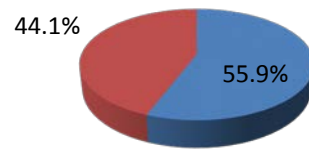
Funding Series Detail: \$48,508 2012B, \$0 2013, \$0 2014
 Expenditure Series Detail: \$48,508 2012B, \$0 2013, \$0 2014

Approved Budget By Phase



- PRE-DEVELOPMENT
- ENVIRONMENTAL
- CONSTRUCTION
- CONCEPTUAL
- DETAIL DESIGN

Budget Spent vs. Approved Budget Remaining



- Remaining
- Spent

Project Phase	Start	Finish	2014												2015												2016												2017											
			J	F	M	A	M	J	J	A	S	O	N	D	J	F	M	A	M	J	J	A	S	O	N	D	J	F	M	A	M	J	J	A	S	O	N	D	J	F	M	A	M	J	J	A	S	O	N	D
PRE-DEVELOPMENT																																																		
Forecast/Actual																																																		
Approved																																																		
Baseline																																																		
CONCEPTUAL																																																		
Forecast/Actual	10/01/12	11/01/12																																																
Approved	10/01/12	11/01/12																																																
Baseline	10/01/12	11/01/12																																																
ENVIRONMENTAL																																																		
Forecast/Actual																																																		
Approved																																																		
Baseline																																																		
DETAIL DESIGN																																																		
Forecast/Actual	11/01/12	10/01/13																																																
Approved	11/01/12	10/01/13																																																
Baseline	11/01/12	10/01/13																																																
CONSTRUCTION																																																		
Forecast/Actual	01/15/14	12/31/14																																																
Approved	01/15/14	12/31/14																																																
Baseline	01/15/14	12/31/14																																																
CONTRACT CLOSEOUT																																																		
Forecast/Actual	12/31/14	07/01/15																																																
Approved	12/31/14	07/01/15																																																
Baseline	12/31/14	07/01/15																																																

Geary Bus Rapid Transit (BRT) Phase I

This project funds part of the construction of the Geary BRT Phase I, specifically the scope at Divisadero and Baker streets. Scope includes traffic signal upgrades and new pedestrian and transit bulbs. Work will be coordinated and delivered with other projects at these intersections.

PROJECT INITIATION: January 25, 2016
 CURRENT PROJECT PHASE: Detailed Design

PROJECT MANAGER: Dan Mackowski (415) 701-5306
 PROJECT ENGINEER: Dan Mackowski (415) 701-5306
 RESIDENT ENGINEER:

CONTRACTOR:

CONTRACT AWARD DATE:	CONTRACT AWARD VALUE:
NOTICE TO PROCEED:	MODIFICATIONS TO-DATE: \$0
SUBSTANTIAL COMPLETION:	TOTAL CONTRACT VALUE:
FINAL COMPLETION:	% MODIFICATION:

ACCOMPLISHMENTS THIS PERIOD:

Detailed design through SFPW initiated. Coordinated traffic signal construction work at the southwest corner of Geary/St. Joseph's began.

UPCOMING PROJECT MILESTONES: (3 MONTH LOOK-AHEAD)

Reach 65% design in August

PROJECT CHALLENGES / AREAS OF CONCERN:

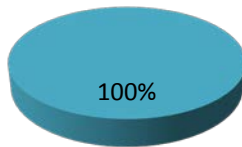
Project advertisement dependent on project approval which requires environmental documentation.

Geary Bus Rapid Transit (BRT) Phase I

PROJECT PHASE	BASELINE BUDGET	APPROVED BUDGET	ESTIMATE AT COMPLETION	BOND FUNDING	OTHER FUNDING	BOND SPENT	OTHER SPENT	BUDGET SPENT
PRE-DEVELOPMENT	\$0	\$0	\$0	\$0	\$0	\$0	\$0	-
CONCEPTUAL	\$0	\$0	\$0	\$0	\$0	\$0	\$0	-
ENVIRONMENTAL	\$0	\$0	\$0	\$0	\$0	\$0	\$0	-
DETAIL DESIGN	\$0	\$0	\$0	\$0	\$0	\$0	\$0	-
CONSTRUCTION	\$700,000	\$700,000	\$700,000	\$700,000	\$0	\$2,179	\$0	0.3%
PROJECT TOTALS	\$700,000	\$700,000	\$700,000	\$700,000	\$0	\$2,179	\$0	0.3%

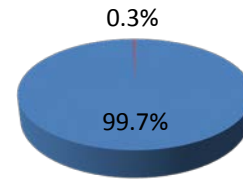
Funding Series Detail: \$0 2012B, \$0 2013, \$700,000 2014
 Expenditure Series Detail: \$0 2012B, \$0 2013, \$2,179 2014

Approved Budget By Phase



- PRE-DEVELOPMENT
- ENVIRONMENTAL
- CONSTRUCTION
- CONCEPTUAL
- DETAIL DESIGN

Budget Spent vs. Approved Budget Remaining



- Remaining
- Spent

Project Phase	Start	Finish	2014												2015												2016												2017											
			J	F	M	A	M	J	J	A	S	O	N	D	J	F	M	A	M	J	J	A	S	O	N	D	J	F	M	A	M	J	J	A	S	O	N	D	J	F	M	A	M	J	J	A	S	O	N	D
PRE-DEVELOPMENT																																																		
Forecast/Actual																																																		
Approved																																																		
Baseline																																																		
CONCEPTUAL																																																		
Forecast/Actual																																																		
Approved																																																		
Baseline																																																		
ENVIRONMENTAL																																																		
Forecast/Actual																																																		
Approved																																																		
Baseline																																																		
DETAIL DESIGN																																																		
Forecast/Actual																																																		
Approved																																																		
Baseline																																																		
CONSTRUCTION																																																		
Forecast/Actual	03/01/16	12/01/17																																																
Approved	03/01/16	12/01/17																																																
Baseline	03/01/16	12/01/17																																																
CONTRACT CLOSEOUT																																																		
Forecast/Actual	12/01/17	12/31/17																																																
Approved	12/01/17	12/31/17																																																
Baseline	12/01/17	12/31/17																																																

Geary-Gough-Peter Yorke Bulbout

As part of the the San Francisco Public Works paving of Geary Boulevard, the SFMTA identified the intersection of Geary, Gough, and Peter Yorke as an intersection for needed pedestrian safety improvements. This intersection has one of the longest crossing distances in the city. The project designs and constructs a large bulbout on the northeast corner of Geary and Gough. It shortens the crossing distance and provides an accessible path of travel for pedestrians traveling west on the north side of Geary, approaching Gough.

To realize cost efficiencies and to accommodate the five year excavation moratorium, additional utilities work was added to the scope of the project managed by SFPW. SFMTA costs have not changed but the schedule has been extended. Note Contract Value only reflects SFMTA costs for this scope.

PROJECT INITIATION: December 1, 2012	PROJECT MANAGER: Patrick Golier (415) 701-4467
CURRENT PROJECT PHASE: Construction	PROJECT ENGINEER: Au Bui (DPW) 415-554-8283
	RESIDENT ENGINEER: Melinda Hespen 415-554-8351

CONTRACTOR: M Squared Construction Inc, 1278 20th Avenue - Suite C, SF, CA 94122

CONTRACT AWARD DATE: January 13, 2014	CONTRACT AWARD VALUE: \$183,500
NOTICE TO PROCEED: April 7, 2014	MODIFICATIONS TO-DATE: \$0
SUBSTANTIAL COMPLETION: December 31, 2015	TOTAL CONTRACT VALUE: \$183,500
FINAL COMPLETION: September 30, 2016	% MODIFICATION:

ACCOMPLISHMENTS THIS PERIOD:

Started paving work.

UPCOMING PROJECT MILESTONES: (3 MONTH LOOK-AHEAD)

Complete construction and punchlist items and closeout.

PROJECT CHALLENGES / AREAS OF CONCERN:

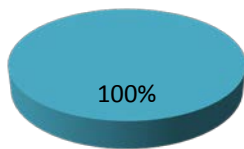
none

Geary-Gough-Peter Yorke Bulbout

PROJECT PHASE	BASELINE BUDGET	APPROVED BUDGET	ESTIMATE AT COMPLETION	BOND FUNDING	OTHER FUNDING	BOND SPENT	OTHER SPENT	BUDGET SPENT
PRE-DEVELOPMENT	\$0	\$0	\$0	\$0	\$0	\$0	\$0	-
CONCEPTUAL	\$0	\$0	\$0	\$0	\$0	\$0	\$0	-
ENVIRONMENTAL	\$0	\$0	\$0	\$0	\$0	\$0	\$0	-
DETAIL DESIGN	\$0	\$0	\$0	\$0	\$0	\$0	\$0	-
CONSTRUCTION	\$183,500	\$183,500	\$183,500	\$183,499	\$0	\$142,825	\$0	77.8%
PROJECT TOTALS	\$183,500	\$183,500	\$183,500	\$183,499	\$0	\$142,825	\$0	77.8%

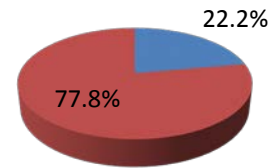
Funding Series Detail: \$183,499 2012B, \$0 2013, \$0 2014
 Expenditure Series Detail: \$142,825 2012B, \$0 2013, \$0 2014

Approved Budget By Phase



- PRE-DEVELOPMENT
- ENVIRONMENTAL
- CONSTRUCTION
- CONCEPTUAL
- DETAIL DESIGN

Budget Spent vs. Approved Budget Remaining



- Remaining
- Spent

Project Phase	Start	Finish	2014												2015												2016												2017											
			J	F	M	A	M	J	J	A	S	O	N	D	J	F	M	A	M	J	J	A	S	O	N	D	J	F	M	A	M	J	J	A	S	O	N	D	J	F	M	A	M	J	J	A	S	O	N	D
PRE-DEVELOPMENT																																																		
Forecast/Actual																																																		
Approved																																																		
Baseline																																																		
CONCEPTUAL																																																		
Forecast/Actual																																																		
Approved																																																		
Baseline																																																		
ENVIRONMENTAL																																																		
Forecast/Actual																																																		
Approved																																																		
Baseline																																																		
DETAIL DESIGN																																																		
Forecast/Actual																																																		
Approved																																																		
Baseline																																																		
CONSTRUCTION (including DETAIL DESIGN Activities)																																																		
Forecast/Actual	04/01/13	12/31/15																																																
Approved	04/01/13	06/30/15																																																
Baseline	04/01/13	06/30/14																																																
CONTRACT CLOSEOUT																																																		
Forecast/Actual	06/30/15	06/30/16																																																
Approved	06/30/15	12/31/15																																																
Baseline	07/01/14	12/31/15																																																

Gough Street Pedestrian Improvements

As part of the Department of Public Works' paving of Gough St, the SFMTA identified four intersections for pedestrian improvements. The intersections of Gough/Turk, Gough/Grove, Gough/Hayes, and Gough/Fell will have pedestrian bulbouts implemented as part of the repaving project. These bulbouts will reduce pedestrian crossing distances and improve pedestrian visibility to drivers.

To realize cost efficiencies and to accommodate the five year excavation moratorium, additional utilities work was added to the scope of the project managed by DPW. SFMTA costs have not changed but the schedule has been extended. Note Contract Value only reflects SFMTA costs for this scope.

PROJECT INITIATION: December 1, 2012	PROJECT MANAGER: Oliver Gajda (415) 701-4467
CURRENT PROJECT PHASE: Construction	PROJECT ENGINEER: Au Bui (SFPW) 415-554-8283
	RESIDENT ENGINEER: Melinda Hespen 415-554-8351

CONTRACTOR: M Squared Construction Inc, 1278 20th Avenue - Suite C, SF, CA 94122

CONTRACT AWARD DATE: January 13, 2014	CONTRACT AWARD VALUE: \$514,000
NOTICE TO PROCEED: April 7, 2014	MODIFICATIONS TO-DATE: \$0
SUBSTANTIAL COMPLETION: December 31, 2015	TOTAL CONTRACT VALUE: \$514,000
FINAL COMPLETION: September 30, 2016	% MODIFICATION:

ACCOMPLISHMENTS THIS PERIOD:

Start of Paving

UPCOMING PROJECT MILESTONES: (3 MONTH LOOK-AHEAD)

Construction completion.

Adjust signal and pedestrian heads on southwest corner of Turk

PROJECT CHALLENGES / AREAS OF CONCERN:

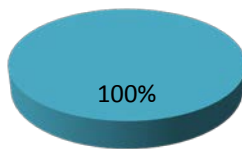
Funding for adjusting the signal equipment at Turk

Gough Street Pedestrian Improvements

PROJECT PHASE	BASELINE BUDGET	APPROVED BUDGET	ESTIMATE AT COMPLETION	BOND FUNDING	OTHER FUNDING	BOND SPENT	OTHER SPENT	BUDGET SPENT
PRE-DEVELOPMENT	\$0	\$0	\$0	\$0	\$0	\$0	\$0	-
CONCEPTUAL	\$0	\$0	\$0	\$0	\$0	\$0	\$0	-
ENVIRONMENTAL	\$0	\$0	\$0	\$0	\$0	\$0	\$0	-
DETAIL DESIGN	\$0	\$0	\$0	\$0	\$0	\$0	\$0	-
CONSTRUCTION	\$514,000	\$514,000	\$514,000	\$437,587	\$0	\$405,041	\$0	78.8%
PROJECT TOTALS	\$514,000	\$514,000	\$514,000	\$437,587	\$0	\$405,041	\$0	78.8%

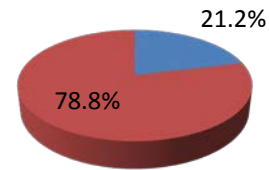
Funding Series Detail: \$0 2012B, \$437,587 2013, \$0 2014
 Expenditure Series Detail: \$0 2012B, \$405,041 2013, \$0 2014

Approved Budget By Phase



- PRE-DEVELOPMENT
- ENVIRONMENTAL
- CONSTRUCTION
- CONCEPTUAL
- DETAIL DESIGN

Budget Spent vs. Approved Budget Remaining



- Remaining
- Spent

Project Phase	Start	Finish	2014												2015												2016												2017											
			J	F	M	A	M	J	J	A	S	O	N	D	J	F	M	A	M	J	J	A	S	O	N	D	J	F	M	A	M	J	J	A	S	O	N	D	J	F	M	A	M	J	J	A	S	O	N	D
PRE-DEVELOPMENT																																																		
Forecast/Actual																																																		
Approved																																																		
Baseline																																																		
CONCEPTUAL																																																		
Forecast/Actual																																																		
Approved																																																		
Baseline																																																		
ENVIRONMENTAL																																																		
Forecast/Actual																																																		
Approved																																																		
Baseline																																																		
DETAIL DESIGN																																																		
Forecast/Actual																																																		
Approved																																																		
Baseline																																																		
CONSTRUCTION (including DETAIL DESIGN Activities)																																																		
Forecast/Actual	04/01/13	06/30/15																																																
Approved	04/01/13	06/30/15																																																
Baseline	04/01/13	06/30/14																																																
CONTRACT CLOSEOUT																																																		
Forecast/Actual	06/30/15	12/31/15																																																
Approved	06/30/15	12/31/15																																																
Baseline	07/01/14	12/31/15																																																

Islais Creek Phase II Improvements

Construct a 65,000 square foot motor coach maintenance and operations building including light and heavy maintenance bays, warehouse space, operations and maintenance offices, showers, gilley room, locker rooms and training space.

PROJECT INITIATION:	PROJECT MANAGER: Lisa Chow	(415)701-4310
CURRENT PROJECT PHASE: Construction	PROJECT ENGINEER: Chris Nocon	(415)701-4242
	RESIDENT ENGINEER: Eddy Ho	(415)706-1142

CONTRACTOR: S.J. Amoroso Construction Inc.

CONTRACT AWARD DATE: June 9, 2015	CONTRACT AWARD VALUE: \$45,777,000
NOTICE TO PROCEED: September 28, 2015	MODIFICATIONS TO-DATE: \$0
SUBSTANTIAL COMPLETION: August 12, 2017	TOTAL CONTRACT VALUE: \$45,777,000
FINAL COMPLETION: December 12, 2017	% MODIFICATION:

ACCOMPLISHMENTS THIS PERIOD:

Contractor continued with exploration and removal of underground obstructions; performed preliminary grading and underground utilities installation; and completed driving indicator piles and layout of pile caps for the north and south buildings.

Established new work authorization with the SFPW Construction Support Services Section.

Met with as-needed consultant to provide Fundamental Building Systems Commissioning services to satisfy the Leadership in Energy and Environmental Design (LEED) requirements. Consultant reviewed project documents and submittals provided by the contractor.

The LEED consultant completed energy efficiency review in accordance with the Owner's Design and Project Requirement criteria.

UPCOMING PROJECT MILESTONES: (3 MONTH LOOK-AHEAD)

Contractor will complete pile driving and begin construction of grade beam and installation of foundation support.

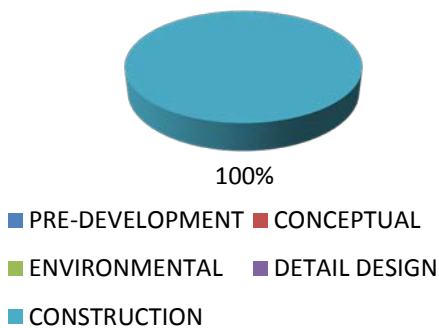
None.

Islais Creek Phase II Improvements

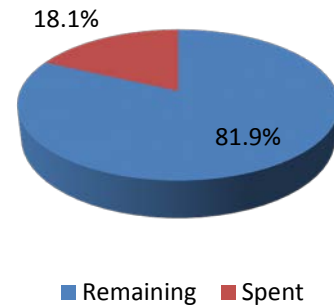
PROJECT PHASE	BASELINE BUDGET	APPROVED BUDGET	ESTIMATE AT COMPLETION	BOND FUNDING	OTHER FUNDING	BOND SPENT	OTHER SPENT	BUDGET SPENT
PRE-DEVELOPMENT	\$0	\$0	\$0	\$0	\$0	\$0	\$0	-
CONCEPTUAL	\$0	\$0	\$0	\$0	\$0	\$0	\$0	-
ENVIRONMENTAL	\$0	\$0	\$0	\$0	\$0	\$0	\$0	-
DETAIL DESIGN	\$0	\$0	\$0	\$0	\$0	\$0	\$0	-
CONSTRUCTION	\$32,000,000	\$66,259,000	\$66,322,000	\$11,218,351	\$36,250,523	\$3,519,508	\$8,463,095	18.1%
PROJECT TOTALS	\$32,000,000	\$66,259,000	\$66,322,000	\$11,218,351	\$36,250,523	\$3,519,508	\$8,463,095	18.1%

Funding Series Detail: \$0 2012B, \$4,868,351 2013, \$6,350,000 2014
 Expenditure Series Detail: \$0 2012B, \$3,408,804 2013, \$110,704 2014

Approved Budget By Phase



Budget Spent vs. Approved Budget Remaining



Project Phase	Start	Finish	2014												2015												2016												2017											
			J	F	M	A	M	J	J	A	S	O	N	D	J	F	M	A	M	J	J	A	S	O	N	D	J	F	M	A	M	J	J	A	S	O	N	D	J	F	M	A	M	J	J	A	S	O	N	D
PRE-DEVELOPMENT																																																		
Forecast/Actual																																																		
Approved																																																		
Baseline																																																		
CONCEPTUAL																																																		
Forecast/Actual																																																		
Approved																																																		
Baseline																																																		
ENVIRONMENTAL																																																		
Forecast/Actual																																																		
Approved																																																		
Baseline																																																		
DETAIL DESIGN																																																		
Forecast/Actual																																																		
Approved																																																		
Baseline																																																		
CONSTRUCTION																																																		
Forecast/Actual	09/28/15	07/22/17																																																
Approved	03/30/15	06/30/15																																																
Baseline	03/30/15	06/30/15																																																
CONTRACT CLOSEOUT																																																		
Forecast/Actual	10/17/17	10/01/18																																																
Approved																																																		
Baseline																																																		

L Taraval Track Rail & Overhead Rehabilitation

Replace approximately 23,000 track feet of existing tie and ballast paved track along the L-Taraval from Forest Side Avenue near West Portal to La Playa with a new direct fixation track, new rails and fastening systems. Replacement of worn overhead catenary system special work, trolley wire, obsolete trolley poles and attached streetlights along the L-Taraval line west of 15th Avenue. ADA accessibility upgrades to 72 corners along the alignment, and procurement of spare parts.

PROJECT INITIATION: May 11, 2015	PROJECT MANAGER: Daniel Padilla (415) 701-5213
CURRENT PROJECT PHASE: Conceptual Engineering	PROJECT ENGINEER: Prester Wilson (415) 701-4272
	RESIDENT ENGINEER:

CONTRACTOR:

CONTRACT AWARD DATE:	CONTRACT AWARD VALUE:
NOTICE TO PROCEED:	MODIFICATIONS TO-DATE: \$0
SUBSTANTIAL COMPLETION: November 9, 2020	TOTAL CONTRACT VALUE:
FINAL COMPLETION: November 9, 2020	% MODIFICATION:

ACCOMPLISHMENTS THIS PERIOD:

Held the third and final Community Open House on February 17 at Dianne Feinstein Elementary School.

Team briefed Director of Transportation and met with Supervisor Tang to obtain feedback. It was recommended that we convene smaller meetings with project supporters and those who have concerns. Team developed communications plan for next steps for outreach prior to MTA Board legislation and met with Supervisor Tang to discuss proposed next steps.

Pilot proposal was approved with comments at the California Traffic Control Device Committee meeting on March 3, 2016.

Team met to discuss board boarding island design criteria. SSD to meet with Accessible Service and send design criteria to Capital Planning and Construction.

Team continued working on the draft conceptual engineering report.

UPCOMING PROJECT MILESTONES: (3 MONTH LOOK-AHEAD)

Complete the draft Conceptual Engineering Report by May 27, 2016.

PROJECT CHALLENGES / AREAS OF CONCERN:

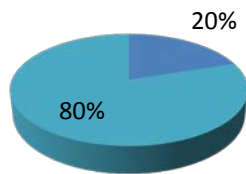
Working with the community to finalize the project scope for the Muni Forward Components and specifically the boarding islands and stop consolidation to improve safety and reliability.

L Taraval Track Rail & Overhead Rehabilitation

PROJECT PHASE	BASELINE BUDGET	APPROVED BUDGET	ESTIMATE AT COMPLETION	BOND FUNDING	OTHER FUNDING	BOND SPENT	OTHER SPENT	BUDGET SPENT
PRE-DEVELOPMENT	\$100,000	\$100,000	\$0	\$0	\$100,000	\$4,952	\$37,542	42.5%
CONCEPTUAL	\$0	\$0	\$0	\$0	\$0	\$75,624	\$243,614	-
ENVIRONMENTAL	\$0	\$0	\$0	\$0	\$0	\$0	\$0	-
DETAIL DESIGN	\$0	\$0	\$0	\$0	\$0	\$0	\$0	-
CONSTRUCTION	\$400,000	\$400,000	\$0	\$100,000	\$300,000	\$0	\$0	0.0%
PROJECT TOTALS	\$500,000	\$500,000	\$0	\$100,000	\$400,000	\$80,576	\$281,156	72.3%

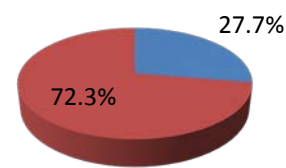
Funding Series Detail: \$0 2012B, \$100,000 2013, \$0 2014
 Expenditure Series Detail: \$0 2012B, \$80,576 2013, \$0 2014

Approved Budget By Phase



- PRE-DEVELOPMENT
- ENVIRONMENTAL
- CONSTRUCTION
- CONCEPTUAL
- DETAIL DESIGN

Budget Spent vs. Approved Budget Remaining



- Remaining
- Spent

Project Phase	Start	Finish	2014												2015												2016												2017											
			J	F	M	A	M	J	J	A	S	O	N	D	J	F	M	A	M	J	J	A	S	O	N	D	J	F	M	A	M	J	J	A	S	O	N	D	J	F	M	A	M	J	J	A	S	O	N	D
PRE-DEVELOPMENT																																																		
Forecast/Actual																																																		
Approved																																																		
Baseline																																																		
CONCEPTUAL																																																		
Forecast/Actual	05/11/15	07/15/16																																																
Approved	05/11/15	07/15/16																																																
Baseline	05/11/15	07/15/16																																																
ENVIRONMENTAL																																																		
Forecast/Actual																																																		
Approved																																																		
Baseline																																																		
DETAIL DESIGN																																																		
Forecast/Actual	07/18/16	02/02/18																																																
Approved	07/18/16	02/02/18																																																
Baseline	07/18/16	02/02/18																																																
CONSTRUCTION																																																		
Forecast/Actual	02/05/18	11/09/20																																																
Approved	02/05/18	11/09/20																																																
Baseline	02/05/18	11/09/20																																																
CONTRACT CLOSEOUT																																																		
Forecast/Actual																																																		
Approved																																																		
Baseline																																																		

M Ocean View Track Replacement

19th/Rossmoor: Replace approximately 2,000 Linear feet of tracks crossing 19th Avenue, replace two (2) overhead catenary system poles and associated wires, construct accessible curb ramps, and upgrade the traffic signal to fully actuate the intersection by signaling the intersection approaching Rossmoor and adding an LRV Vehicle Tagging System (VETAG). 19th/J Serra : Modify north crosswalk running east-west at 19th/Junipero Serra intersection which includes constructing a new pedestrian refuge area in the #1 lane of Northbound 19th Avenue by realigning the intersecting striping and cutting back the existing sidewalk. This work includes relocation of traffic signal poles and reconstructing existing curb ramps. Added Scope 19th and Junipero Serra VETAG installation.

PROJECT INITIATION:	February 17, 2015	PROJECT MANAGER:	Daniel Padilla	415-701-5213
CURRENT PROJECT PHASE:	Detailed Design	PROJECT ENGINEER:	Kevin Day	415-701-4245
		RESIDENT ENGINEER:		

CONTRACTOR:

CONTRACT AWARD DATE:		CONTRACT AWARD VALUE:	
NOTICE TO PROCEED:		MODIFICATIONS TO-DATE:	\$0
SUBSTANTIAL COMPLETION:	November 1, 2017	TOTAL CONTRACT VALUE:	
FINAL COMPLETION:	March 1, 2018	% MODIFICATION:	

ACCOMPLISHMENTS THIS PERIOD:

Project team received 65% detailed design comments and continued working on responses.
 Received Caltrans comments and team prepared responses.
 Received Transit Service Plan for weekend bus bridge for the M-Line between Balboa Park Station and SF State.
 Transit continued working on cost estimates for bus bridge costs.
 Received environmental Categorical Exemption for work at 19th Avenue and Junipero Serra Blvd from Planning Department.
 Project team continued working towards 95% detailed design.

UPCOMING PROJECT MILESTONES: (3 MONTH LOOK-AHEAD)

95% Design completion by May 19, 2016 and 100% Design completion by July 22, 2016

PROJECT CHALLENGES / AREAS OF CONCERN:

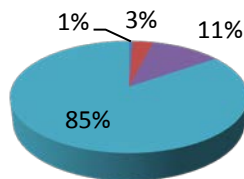
Caltrans is requiring work only be performed Monday through Friday 9am - 3pm and Transit requires the needed bus bridge to complete the work to be on the weekend. Working with Caltrans and Transit to resolve.

M Ocean View Track Replacement

PROJECT PHASE	BASELINE BUDGET	APPROVED BUDGET	ESTIMATE AT COMPLETION	BOND FUNDING	OTHER FUNDING	BOND SPENT	OTHER SPENT	BUDGET SPENT
PRE-DEVELOPMENT	\$51,850	\$51,850	\$51,850	\$0	\$0	\$0	\$51,850	100.0%
CONCEPTUAL	\$298,000	\$298,000	\$298,000	\$0	\$0	\$0	\$298,000	100.0%
ENVIRONMENTAL	\$0	\$0	\$0	\$0	\$0	\$0	\$0	-
DETAIL DESIGN	\$1,001,000	\$1,001,000	\$0	\$112,000	\$0	\$42,795	\$208,091	25.1%
CONSTRUCTION	\$7,480,000	\$7,480,000	\$0	\$660,000	\$1,438,000	\$0	\$0	0.0%
PROJECT TOTALS	\$8,830,850	\$8,830,850	\$349,850	\$772,000	\$1,438,000	\$42,795	\$557,941	6.8%

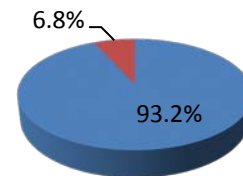
Funding Series Detail: \$0 2012B, \$772,000 2013, \$0 2014
 Expenditure Series Detail: \$0 2012B, \$42,795 2013, \$0 2014

Approved Budget By Phase



- PRE-DEVELOPMENT
- CONCEPTUAL
- ENVIRONMENTAL
- DETAIL DESIGN
- CONSTRUCTION

Budget Spent vs. Approved Budget Remaining



- Remaining
- Spent

Project Phase	Start	Finish	2014												2015												2016												2017											
			J	F	M	A	M	J	J	A	S	O	N	D	J	F	M	A	M	J	J	A	S	O	N	D	J	F	M	A	M	J	J	A	S	O	N	D	J	F	M	A	M	J	J	A	S	O	N	D
PRE-DEVELOPMENT																																																		
Forecast/Actual	02/17/15	05/11/15																																																
Approved	02/17/15	05/11/15																																																
Baseline	02/17/15	05/11/15																																																
CONCEPTUAL																																																		
Forecast/Actual	05/04/15	10/26/15																																																
Approved	05/04/15	10/26/15																																																
Baseline	05/04/15	10/26/15																																																
ENVIRONMENTAL																																																		
Forecast/Actual																																																		
Approved																																																		
Baseline																																																		
DETAIL DESIGN																																																		
Forecast/Actual	10/26/15	01/23/17																																																
Approved	10/26/15	01/23/17																																																
Baseline	10/26/15	01/23/17																																																
CONSTRUCTION																																																		
Forecast/Actual																																																		
Approved	01/23/17	11/20/17																																																
Baseline	01/23/17	11/20/17																																																
CONTRACT CLOSEOUT																																																		
Forecast/Actual																																																		
Approved	11/21/17	03/20/18																																																
Baseline	11/21/17	03/20/18																																																

Masonic Avenue Streetscape

The Masonic Avenue Complete Streetscape project's goal is to increase safety and accessibility for all modes of travel on Masonic Avenue, from Fell Street to Geary Boulevard (an eight block segment that is about 2/3 of a mile). Masonic Ave is a major north-south arterial in San Francisco, and is also the chief bike and transit route through the area. The street is auto-dominated, and has had a high rate of pedestrian and bicycle collisions. This project will re-allocate space to calm traffic, provide dedicated space for people on bicycles, and provide pedestrian enhancements, such as median refuge islands, bus boarding islands, and sidewalk landscaping. Note: Conceptual Engineering completed as a multiple-department planning effort (SFMTA Contributed \$35,364). Project Initiation below reflects Detail Design.

PROJECT INITIATION: January 1, 2014	PROJECT MANAGER: Maurice Gowney (415) 701-4549
CURRENT PROJECT PHASE: Award	PROJECT ENGINEER: Cristina Calderon (415) 558-4004
	RESIDENT ENGINEER: TBD

CONTRACTOR: Shaw Pipelines	
CONTRACT AWARD DATE: March 10, 2016	CONTRACT AWARD VALUE: \$18,300,000
NOTICE TO PROCEED: May 1, 2016	MODIFICATIONS TO-DATE: \$0
SUBSTANTIAL COMPLETION: December 31, 2017	TOTAL CONTRACT VALUE: \$18,300,000
FINAL COMPLETION: December 31, 2017	% MODIFICATION:

ACCOMPLISHMENTS THIS PERIOD:

- Shaw Pipelines was awarded the contract.
- Muni support funds from PUC Sewer have been transferred to SFMTA still awaiting the support funds from PUC Water.
- Outreach about the upcoming construction and potential parking add-backs still ongoing.
- SFFD has objected to all the proposed locations approved by staff and will meet with Supervisor Breed's office to discuss.
- Sidewalk legislation approved with the addition of a new and one relocated fire hydrant

UPCOMING PROJECT MILESTONES: (3 MONTH LOOK-AHEAD)

- Certification of the contract
- NTP
- Start of Construction
- Public hearing for parking add-backs.
- Ground breaking celebration.
- Parking added to Turk Street (approved in 2012)

PROJECT CHALLENGES / AREAS OF CONCERN:

- During construction the project may encounter underground abandoned rails "yokes" from early last century that networked the City. Unanticipated additional design needs may result.
- Add-back parking may not make it to public hearing because of SFFD objections - irritating residents who will lose parking.
- Aggressive schedule with two headways - much coordination will be required and construction will affect the residents on or near the project boundaries as well as commuters.

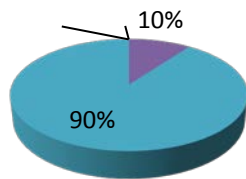
Masonic Avenue Streetscape

PROJECT PHASE	BASELINE BUDGET	APPROVED BUDGET	ESTIMATE AT COMPLETION	BOND FUNDING	OTHER FUNDING	BOND SPENT	OTHER SPENT	BUDGET SPENT
PRE-DEVELOPMENT	\$0	\$0	\$0	\$0	\$0	\$0	\$0	-
CONCEPTUAL	\$0	\$0	\$0	\$0	\$0	\$0	\$0	-
ENVIRONMENTAL	\$0	\$0	\$0	\$0	\$0	\$0	\$0	-
DETAIL DESIGN	\$2,340,000	\$3,030,786	\$3,030,786	\$3,021,058	\$185,365	\$2,023,946	\$250,092	75.0%
CONSTRUCTION	\$27,000,000	\$27,000,000	\$27,000,000	\$2,693,022	\$14,988,093	\$0	\$0	0.0%
PROJECT TOTALS	\$29,340,000	\$30,030,786	\$30,030,786	\$5,714,080	\$15,173,458	\$2,023,946	\$250,092	7.6%

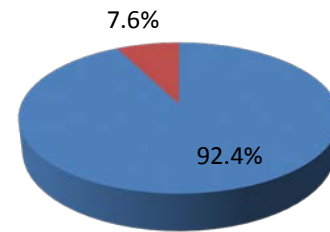
Funding Series Detail: \$0 2012B, \$5,714,080 2013, \$0 2014
 Expenditure Series Detail: \$0 2012B, \$2,023,946 2013, \$0 2014

Budget Spent vs. Approved Budget Remaining

Approved Budget By Phase



- PRE-DEVELOPMENT
- CONCEPTUAL
- ENVIRONMENTAL
- DETAIL DESIGN
- CONSTRUCTION



- Remaining
- Spent

Project Phase	Start	Finish	2014												2015												2016												2017											
			J	F	M	A	M	J	J	A	S	O	N	D	J	F	M	A	M	J	J	A	S	O	N	D	J	F	M	A	M	J	J	A	S	O	N	D	J	F	M	A	M	J	J	A	S	O	N	D
PRE-DEVELOPMENT																																																		
Forecast/Actual																																																		
Approved																																																		
Baseline																																																		
CONCEPTUAL																																																		
Forecast/Actual																																																		
Approved																																																		
Baseline																																																		
ENVIRONMENTAL																																																		
Forecast/Actual																																																		
Approved																																																		
Baseline																																																		
DETAIL DESIGN																																																		
Forecast/Actual	01/01/14	11/06/15																																																
Approved	01/01/14	10/31/14																																																
Baseline	01/01/14	10/31/14																																																
CONSTRUCTION																																																		
Forecast/Actual	04/01/16	11/29/17																																																
Approved	5/1/2016	11/29/17																																																
Baseline	05/01/16	11/29/17																																																
CONTRACT CLOSEOUT																																																		
Forecast/Actual	11/29/17	01/31/18																																																
Approved	11/29/17	01/31/18																																																
Baseline	11/29/17	01/31/18																																																

Mission and Silver Fast Track Transit Enhancements

New Transit bulb at Mission/Silver and associated signal timing to be performed by SFMTA Sustainable Streets Signal Shops.

PROJECT INITIATION:	PROJECT MANAGER: Dan Mackowski (415) 701-5306
CURRENT PROJECT PHASE: Construction	PROJECT ENGINEER: Cristina Olea (415) 557-4722
	RESIDENT ENGINEER:

CONTRACTOR: Precision Engineering, Inc. (PEI)

CONTRACT AWARD DATE: April 16, 2015	CONTRACT AWARD VALUE: \$365,000
NOTICE TO PROCEED: May 1, 2015	MODIFICATIONS TO-DATE: \$0
SUBSTANTIAL COMPLETION: July 1, 2015	TOTAL CONTRACT VALUE: \$365,000
FINAL COMPLETION: February 1, 2016	% MODIFICATION:

ACCOMPLISHMENTS THIS PERIOD:

Construction completed

UPCOMING PROJECT MILESTONES: (3 MONTH LOOK-AHEAD)

Sustainable Streets Signal Shop to complete traffic signal retiming

PROJECT CHALLENGES / AREAS OF CONCERN:

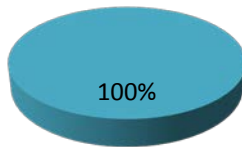
None to report

Mission and Silver Fast Track Transit Enhancements

PROJECT PHASE	BASELINE BUDGET	APPROVED BUDGET	ESTIMATE AT COMPLETION	BOND FUNDING	OTHER FUNDING	BOND SPENT	OTHER SPENT	BUDGET SPENT
PRE-DEVELOPMENT	\$0	\$0	\$0	\$0	\$0	\$0	\$0	-
CONCEPTUAL	\$0	\$0	\$0	\$0	\$0	\$0	\$0	-
ENVIRONMENTAL	\$0	\$0	\$0	\$0	\$0	\$0	\$0	-
DETAIL DESIGN	\$0	\$0	\$0	\$0	\$0	\$0	\$0	-
CONSTRUCTION	\$344,000	\$344,000	\$344,000	\$344,000	\$0	\$309,000	\$0	89.8%
PROJECT TOTALS	\$344,000	\$344,000	\$344,000	\$344,000	\$0	\$309,000	\$0	89.8%

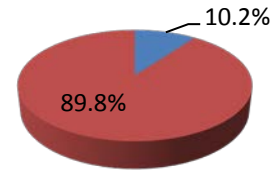
Funding Series Detail: \$0 2012B, \$0 2013, \$344,000 2014
 Expenditure Series Detail: \$0 2012B, \$0 2013, \$309,000 2014

Approved Budget By Phase



- PRE-DEVELOPMENT
- ENVIRONMENTAL
- CONSTRUCTION
- CONCEPTUAL
- DETAIL DESIGN

Budget Spent vs. Approved Budget Remaining



- Remaining
- Spent

Project Phase	Start	Finish	2014												2015												2016												2017											
			J	F	M	A	M	J	J	A	S	O	N	D	J	F	M	A	M	J	J	A	S	O	N	D	J	F	M	A	M	J	J	A	S	O	N	D	J	F	M	A	M	J	J	A	S	O	N	D
PRE-DEVELOPMENT																																																		
Forecast/Actual																																																		
Approved																																																		
Baseline																																																		
CONCEPTUAL																																																		
Forecast/Actual																																																		
Approved																																																		
Baseline																																																		
ENVIRONMENTAL																																																		
Forecast/Actual																																																		
Approved																																																		
Baseline																																																		
DETAIL DESIGN																																																		
Forecast/Actual																																																		
Approved																																																		
Baseline																																																		
CONSTRUCTION																																																		
Forecast/Actual	05/01/15	07/01/15																																																
Approved	05/01/15	07/01/15																																																
Baseline	05/01/15	07/01/15																																																
CONTRACT CLOSEOUT																																																		
Forecast/Actual	07/01/15	02/01/16																																																
Approved	07/01/15	02/01/16																																																
Baseline	07/01/15	02/01/16																																																

Mission Valencia Raised Cycletrack

Funds will pay for the construction management, meter and sign work portion of the Mission Valenca Green Gateway (MVGG) Project, a PUC-led green infrastructure project on Valencia Street between Cesar Chavez and Mission Street.

PROJECT INITIATION: April 1, 2013	PROJECT MANAGER: Charlie Ream	415-701-4695
CURRENT PROJECT PHASE: Construction	PROJECT ENGINEER:	
	RESIDENT ENGINEER: Jon Cantu	415-934-3904

CONTRACTOR: Anvil Builders

CONTRACT AWARD DATE:	CONTRACT AWARD VALUE:
NOTICE TO PROCEED:	MODIFICATIONS TO-DATE: \$0
SUBSTANTIAL COMPLETION:	TOTAL CONTRACT VALUE:
FINAL COMPLETION: December 15, 2016	% MODIFICATION:

ACCOMPLISHMENTS THIS PERIOD:

The construction project was successfully kicked off and the contractor has broken ground on construction

UPCOMING PROJECT MILESTONES: (3 MONTH LOOK-AHEAD)

The cycletrack portion of the construction project will begin in July/August 2016. Expected construction completion is December 2016.

PROJECT CHALLENGES / AREAS OF CONCERN:

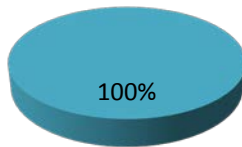
None.

Mission Valencia Raised Cycletrack

PROJECT PHASE	BASELINE BUDGET	APPROVED BUDGET	ESTIMATE AT COMPLETION	BOND FUNDING	OTHER FUNDING	BOND SPENT	OTHER SPENT	BUDGET SPENT
PRE-DEVELOPMENT	\$0	\$0	\$0	\$0	\$0	\$0	\$0	-
CONCEPTUAL	\$0	\$0	\$0	\$0	\$0	\$0	\$0	-
ENVIRONMENTAL	\$0	\$0	\$0	\$0	\$0	\$0	\$0	-
DETAIL DESIGN	\$0	\$0	\$0	\$0	\$0	\$0	\$0	-
CONSTRUCTION	\$142,066	\$142,066	\$0	\$142,066	\$0	\$5,681	\$0	4.0%
PROJECT TOTALS	\$142,066	\$142,066	\$0	\$142,066	\$0	\$5,681	\$0	4.0%

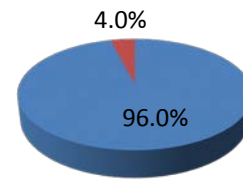
Funding Series Detail: \$0 2012B, \$0 2013, \$142,066 2014
 Expenditure Series Detail: \$0 2012B, \$0 2013, \$5,681 2014

Approved Budget By Phase



- PRE-DEVELOPMENT
- ENVIRONMENTAL
- CONSTRUCTION
- CONCEPTUAL
- DETAIL DESIGN

Budget Spent vs. Approved Budget Remaining



- Remaining
- Spent

Project Phase	Start	Finish	2014												2015												2016												2017											
			J	F	M	A	M	J	J	A	S	O	N	D	J	F	M	A	M	J	J	A	S	O	N	D	J	F	M	A	M	J	J	A	S	O	N	D	J	F	M	A	M	J	J	A	S	O	N	D
PRE-DEVELOPMENT																																																		
Forecast/Actual																																																		
Approved																																																		
Baseline																																																		
CONCEPTUAL																																																		
Forecast/Actual																																																		
Approved																																																		
Baseline																																																		
ENVIRONMENTAL																																																		
Forecast/Actual																																																		
Approved																																																		
Baseline																																																		
DETAIL DESIGN																																																		
Forecast/Actual																																																		
Approved																																																		
Baseline																																																		
CONSTRUCTION																																																		
Forecast/Actual	03/15/16	12/01/16																																																
Approved																																																		
Baseline																																																		
CONTRACT CLOSEOUT																																																		
Forecast/Actual																																																		
Approved																																																		
Baseline																																																		

Muni Green Center Roof Rehabilitation

Replace the Main Shop Building roof, install new rooftop HVAC equipment, and remove abandoned HVAC equipment and associated components.

PROJECT INITIATION: June 1, 2009	PROJECT MANAGER: Kenny Ngan (415) 701-5489
CURRENT PROJECT PHASE: Completed	PROJECT ENGINEER: Matthew Fong (415) 701-4340
	RESIDENT ENGINEER: Victor Yuen (415) 706-1142

CONTRACTOR: Pioneer Contractors, Inc., 1485 Armstrong Avenue, San Francisco, CA 94124

CONTRACT AWARD DATE: January 15, 2013	CONTRACT AWARD VALUE: \$4,301,800
NOTICE TO PROCEED: April 1, 2013	MODIFICATIONS TO-DATE: \$739,370
SUBSTANTIAL COMPLETION: August 1, 2014	TOTAL CONTRACT VALUE: \$5,041,170
FINAL COMPLETION: May 1, 2015	% MODIFICATION:

ACCOMPLISHMENTS THIS PERIOD:

No further reporting; project closed out.

UPCOMING PROJECT MILESTONES: (3 MONTH LOOK-AHEAD)

No further reporting; project closed out.

PROJECT CHALLENGES / AREAS OF CONCERN:

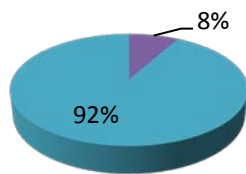
No further reporting; project closed out.

Muni Green Center Roof Rehabilitation

PROJECT PHASE	BASELINE BUDGET	APPROVED BUDGET	ESTIMATE AT COMPLETION	BOND FUNDING	OTHER FUNDING	BOND SPENT	OTHER SPENT	BUDGET SPENT
PRE-DEVELOPMENT	\$0	\$0	\$0	\$0	\$0	\$0	\$0	-
CONCEPTUAL	\$0	\$0	\$0	\$0	\$0	\$0	\$0	-
ENVIRONMENTAL	\$0	\$0	\$0	\$0	\$0	\$0	\$0	-
DETAIL DESIGN	\$607,628	\$549,769	\$542,076	\$349,540	\$200,000	\$344,915	\$197,161	98.6%
CONSTRUCTION	\$4,692,372	\$6,287,422	\$5,885,303	\$5,890,034	\$351,000	\$5,873,136	\$269,977	97.7%
PROJECT TOTALS	\$5,300,000	\$6,837,191	\$6,427,379	\$6,239,574	\$551,000	\$6,218,051	\$467,138	97.8%

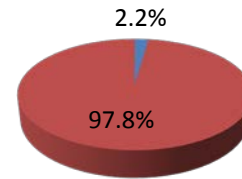
Funding Series Detail: \$6,239,574 2012B, \$0 2013, \$0 2014
 Expenditure Series Detail: \$6,218,051 2012B, \$0 2013, \$0 2014

Approved Budget By Phase



- PRE-DEVELOPMENT
- ENVIRONMENTAL
- CONSTRUCTION
- CONCEPTUAL
- DETAIL DESIGN

Budget Spent vs. Approved Budget Remaining



- Remaining
- Spent

Project Phase	Start	Finish	2014												2015												2016												2017											
			J	F	M	A	M	J	J	A	S	O	N	D	J	F	M	A	M	J	J	A	S	O	N	D	J	F	M	A	M	J	J	A	S	O	N	D	J	F	M	A	M	J	J	A	S	O	N	D
PRE-DEVELOPMENT																																																		
Forecast/Actual																																																		
Approved																																																		
Baseline																																																		
CONCEPTUAL																																																		
Forecast/Actual																																																		
Approved																																																		
Baseline																																																		
ENVIRONMENTAL																																																		
Forecast/Actual																																																		
Approved																																																		
Baseline																																																		
DETAIL DESIGN																																																		
Forecast/Actual	05/02/12	03/31/13																																																
Approved	05/02/12	03/31/13																																																
Baseline	05/02/12	11/30/12																																																
CONSTRUCTION																																																		
Forecast/Actual	04/01/13	08/01/14																																																
Approved	04/01/13	12/01/13																																																
Baseline	12/01/12	06/29/13																																																
CONTRACT CLOSEOUT																																																		
Forecast/Actual	11/02/15	12/01/16																																																
Approved	11/02/15	12/01/16																																																
Baseline	11/02/15	12/01/16																																																

Muni Metro Sunset Tunnel Rail Rehabilitation

Upgrade and reconstruct aging N-Line railway infrastructure in the Sunset Tunnel, which includes replacing track work, overhead contact system components, feeder cables, the curve signal system, and firefighting standpipe components; cleaning drain lines; and adding conduit for a future emergency bluelight telephone system.

Additional scope has been identified to address the findings from the Tunnel Seismic Vulnerability Study Report dated February 29, 2012. Scope elements include obtaining a geotechnical report evaluating the portal walls for earthquake loading and incorporating any resulting design requirements, such as a foundation retrofit, into the Final Design package.

PROJECT INITIATION: May 11, 2012
 CURRENT PROJECT PHASE: Construction

PROJECT MANAGER: Tess Kavanagh (415) 701-4212
 PROJECT ENGINEER: Mark Rudnicki (415) 701-4243
 RESIDENT ENGINEER: Victor Yuen

CONTRACTOR: Proven Management Inc., 712 Sansome Street, San Francisco, CA 94111

CONTRACT AWARD DATE: January 21, 2014	CONTRACT AWARD VALUE: \$16,123,600
NOTICE TO PROCEED: April 21, 2014	MODIFICATIONS TO-DATE: \$0
SUBSTANTIAL COMPLETION: December 31, 2016	TOTAL CONTRACT VALUE: \$16,123,600
FINAL COMPLETION: March 31, 2017	% MODIFICATION:

ACCOMPLISHMENTS THIS PERIOD:

Completed 7 tunnel shutdowns two of which were focused in providing access to the tunnel to perform work related to the implementation of the Blue light Emergency Phone Replacement and Radio Replacement projects. Track replacement and Overhead Catenary System upgrade was completed. Vehicle tagging System loops are all installed. Seismic upgrades to portal walls are in progress.

UPCOMING PROJECT MILESTONES: (3 MONTH LOOK-AHEAD)

Complete remaining seismic upgrade and feeder cable work.

PROJECT CHALLENGES / AREAS OF CONCERN:

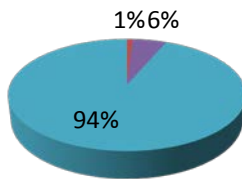
A large change order is pending for the feeder cable installation extending completion date to December 2016. Starting May 2016, contractor will install cable infrastructure during non-revenue hours for six months then use four shutdowns for pulling cable. Cost impacts projected to be \$1.6M pending negotiations with the contractor.

Muni Metro Sunset Tunnel Rail Rehabilitation

PROJECT PHASE	BASELINE BUDGET	APPROVED BUDGET	ESTIMATE AT COMPLETION	BOND FUNDING	OTHER FUNDING	BOND SPENT	OTHER SPENT	BUDGET SPENT
PRE-DEVELOPMENT	\$0	\$0	\$0	\$0	\$0	\$0	\$0	-
CONCEPTUAL	\$200,000	\$275,544	\$275,544	\$0	\$275,544	\$0	\$275,544	100.0%
ENVIRONMENTAL	\$0	\$0	\$0	\$0	\$0	\$0	\$0	-
DETAIL DESIGN	\$2,100,000	\$1,628,480	\$1,215,945	\$900,000	\$453,804	\$2,210,474	\$311,233	154.9%
CONSTRUCTION	\$29,700,000	\$27,700,000	\$24,700,000	\$8,810,474	\$16,708,676	\$6,534,849	\$10,065,274	59.9%
PROJECT TOTALS	\$32,000,000	\$29,604,024	\$26,191,489	\$9,710,474	\$17,438,024	\$8,745,323	\$10,652,051	65.5%

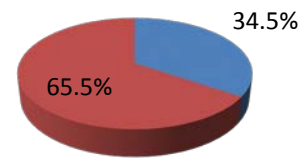
Funding Series Detail: \$2,210,474 2012B, \$7,500,000 2013, \$0 2014
 Expenditure Series Detail: \$2,210,474 2012B, \$6,534,849 2013, \$0 2014

Approved Budget By Phase



- PRE-DEVELOPMENT
- CONCEPTUAL
- ENVIRONMENTAL
- DETAIL DESIGN
- CONSTRUCTION

Budget Spent vs. Approved Budget Remaining



- Remaining
- Spent

Project Phase	Start	Finish	2014												2015												2016												2017											
			J	F	M	A	M	J	J	A	S	O	N	D	J	F	M	A	M	J	J	A	S	O	N	D	J	F	M	A	M	J	J	A	S	O	N	D	J	F	M	A	M	J	J	A	S	O	N	D
PRE-DEVELOPMENT																																																		
Forecast/Actual																																																		
Approved																																																		
Baseline																																																		
CONCEPTUAL																																																		
Forecast/Actual	05/01/12	10/29/12																																																
Approved	05/01/12	10/29/12																																																
Baseline	05/01/12	10/29/12																																																
ENVIRONMENTAL																																																		
Forecast/Actual																																																		
Approved																																																		
Baseline																																																		
DETAIL DESIGN																																																		
Forecast/Actual	10/30/12	04/20/14																																																
Approved	10/30/12	08/26/13																																																
Baseline	10/30/12	08/26/13																																																
CONSTRUCTION																																																		
Forecast/Actual	04/21/14	12/31/16																																																
Approved	04/21/14	05/16/15																																																
Baseline	08/27/13	10/20/14																																																
CONTRACT CLOSEOUT																																																		
Forecast/Actual	01/01/17	03/31/17																																																
Approved	05/17/15	08/11/15																																																
Baseline	10/21/14	01/19/15																																																

Muni Metro Turnback Rail Rehabilitation

Replace all worn rail from Folsom Portal to Embarcadero Station, totaling approximately 3,600 linear feet (LF) of running rail and 1,060 LF of guard rail. In addition, replacement of one corroded fire suppression deluge valve (with associated trim) as well as the refurbishment of five deluge access panels will be completed. As part of the deluge valve replacement, all safety protocols by the SFFD and NFPA 13 will be followed, including a fire watch during the system shutdown period and a full test of the deluge system in the presence of the SFFD following the valve replacement.

PROJECT INITIATION: March 5, 2012
 CURRENT PROJECT PHASE: Complete

PROJECT MANAGER: Kenny Ngan (415) 701-5489
 PROJECT ENGINEER: Sandy Ng (415) 701-4231
 RESIDENT ENGINEER: Victor Yuen (415) 706-1142

CONTRACTOR: NTK Construction, Inc., 501 Cesar Chavez, Suite 123, San Francisco, CA 94124

CONTRACT AWARD DATE: February 1, 2013	CONTRACT AWARD VALUE: \$800,400
NOTICE TO PROCEED: March 5, 2013	MODIFICATIONS TO-DATE: \$0
SUBSTANTIAL COMPLETION: September 1, 2013	TOTAL CONTRACT VALUE: \$800,400
FINAL COMPLETION: October 31, 2013	% MODIFICATION:

ACCOMPLISHMENTS THIS PERIOD:

No further reporting; project closed out.

UPCOMING PROJECT MILESTONES: (3 MONTH LOOK-AHEAD)

No further reporting; project closed out.

PROJECT CHALLENGES / AREAS OF CONCERN:

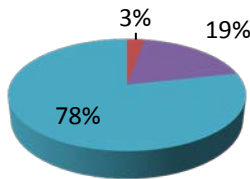
No further reporting; project closed out.

Muni Metro Turnback Rail Rehabilitation

PROJECT PHASE	BASILINE BUDGET	APPROVED BUDGET	ESTIMATE AT COMPLETION	BOND FUNDING	OTHER FUNDING	BOND SPENT	OTHER SPENT	BUDGET SPENT
PRE-DEVELOPMENT	\$0	\$0	\$0	\$0	\$0	\$0	\$0	-
CONCEPTUAL	\$90,000	\$90,000	\$42,477	\$0	\$42,477	\$0	\$42,477	47.2%
ENVIRONMENTAL	\$0	\$0	\$0	\$0	\$0	\$0	\$0	-
DETAIL DESIGN	\$590,000	\$590,000	\$144,226	\$89,504	\$54,722	\$89,504	\$54,722	24.4%
CONSTRUCTION	\$2,920,000	\$2,476,190	\$1,545,862	\$1,545,862	\$0	\$1,545,862	\$0	62.4%
PROJECT TOTALS	\$3,600,000	\$3,156,190	\$1,732,565	\$1,635,366	\$97,199	\$1,635,366	\$97,199	54.9%

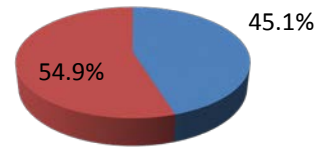
Funding Series Detail: \$1,635,366 2012B, \$0 2013, \$0 2014
 Expenditure Series Detail: \$1,635,366 2012B, \$0 2013, \$0 2014

Approved Budget By Phase



- PRE-DEVELOPMENT
- CONCEPTUAL
- ENVIRONMENTAL
- DETAIL DESIGN
- CONSTRUCTION

Budget Spent vs. Approved Budget Remaining



- Remaining
- Spent

Project Phase	Start	Finish	2014												2015												2016												2017											
			J	F	M	A	M	J	J	A	S	O	N	D	J	F	M	A	M	J	J	A	S	O	N	D	J	F	M	A	M	J	J	A	S	O	N	D	J	F	M	A	M	J	J	A	S	O	N	D
PRE-DEVELOPMENT																																																		
Forecast/Actual																																																		
Approved																																																		
Baseline																																																		
CONCEPTUAL																																																		
Forecast/Actual	03/05/12	05/01/12																																																
Approved	03/05/12	07/01/12																																																
Baseline	03/05/12	07/01/12																																																
ENVIRONMENTAL																																																		
Forecast/Actual																																																		
Approved																																																		
Baseline																																																		
DETAIL DESIGN																																																		
Forecast/Actual	05/02/12	03/04/13																																																
Approved	07/02/12	03/15/13																																																
Baseline	07/02/12	03/15/13																																																
CONSTRUCTION																																																		
Forecast/Actual	03/05/13	09/01/13																																																
Approved	03/16/13	12/01/13																																																
Baseline	03/16/13	12/01/13																																																
CONTRACT CLOSEOUT																																																		
Forecast/Actual	09/02/13	10/31/13																																																
Approved	12/02/13	04/01/14																																																
Baseline	12/02/13	04/01/14																																																

Muni Metro Turnback Water Intrusion Mitigation

Mitigate water intrusion within the Muni Metro Turnback box structure area, including grouting cracks with epoxy, cleaning and clearing drainage system, replacing water diversion channels, and cleaning and applying epoxy to corroded conduits.

PROJECT INITIATION: March 5, 2012	PROJECT MANAGER: Kenny Ngan (415) 701-5489
CURRENT PROJECT PHASE: Complete	PROJECT ENGINEER: Joseph Nguyen (415) 701-4262
	RESIDENT ENGINEER:

CONTRACTOR: SFMTA Job Order Contract (JOC)

CONTRACT AWARD DATE: December 19, 2012	CONTRACT AWARD VALUE: \$203,054
NOTICE TO PROCEED: December 19, 2012	MODIFICATIONS TO-DATE: \$0
SUBSTANTIAL COMPLETION: June 15, 2013	TOTAL CONTRACT VALUE: \$203,054
FINAL COMPLETION: November 1, 2013	% MODIFICATION:

ACCOMPLISHMENTS THIS PERIOD:

No further reporting; project closed out.

UPCOMING PROJECT MILESTONES: (3 MONTH LOOK-AHEAD)

No further reporting; project closed out.

PROJECT CHALLENGES / AREAS OF CONCERN:

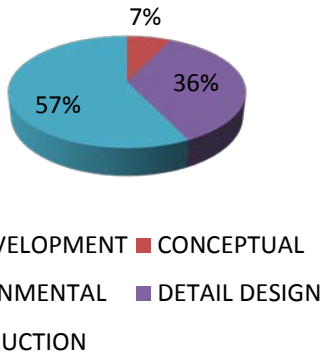
No further reporting; project closed out.

Muni Metro Turnback Water Intrusion Mitigation

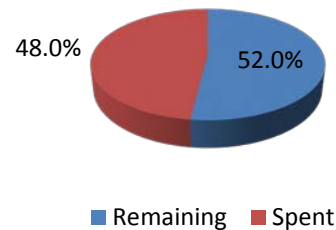
PROJECT PHASE	BASELINE BUDGET	APPROVED BUDGET	ESTIMATE AT COMPLETION	BOND FUNDING	OTHER FUNDING	BOND SPENT	OTHER SPENT	BUDGET SPENT
PRE-DEVELOPMENT	\$0	\$0	\$0	\$0	\$0	\$0	\$0	-
CONCEPTUAL	\$105,000	\$105,000	\$134,968	\$0	\$134,968	\$0	\$134,968	128.5%
ENVIRONMENTAL	\$0	\$0	\$0	\$0	\$0	\$0	\$0	-
DETAIL DESIGN	\$515,000	\$515,000	\$98,852	\$0	\$98,851	\$0	\$98,851	19.2%
CONSTRUCTION	\$829,054	\$829,054	\$462,112	\$462,112	\$0	\$462,112	\$0	55.7%
PROJECT TOTALS	\$1,449,054	\$1,449,054	\$695,932	\$462,112	\$233,819	\$462,112	\$233,819	48.0%

Funding Series Detail: \$462,112 2012B, \$0 2013, \$0 2014
 Expenditure Series Detail: \$462,112 2012B, \$0 2013, \$0 2014

Approved Budget By Phase



Budget Spent vs. Approved Budget Remaining



Project Phase	Start	Finish	2014												2015												2016												2017											
			J	F	M	A	M	J	J	A	S	O	N	D	J	F	M	A	M	J	J	A	S	O	N	D	J	F	M	A	M	J	J	A	S	O	N	D	J	F	M	A	M	J	J	A	S	O	N	D
PRE-DEVELOPMENT																																																		
Forecast/Actual																																																		
Approved																																																		
Baseline																																																		
CONCEPTUAL																																																		
Forecast/Actual	03/05/12	05/01/12																																																
Approved	03/05/12	07/01/12																																																
Baseline	03/05/12	07/01/12																																																
ENVIRONMENTAL																																																		
Forecast/Actual																																																		
Approved																																																		
Baseline																																																		
DETAIL DESIGN																																																		
Forecast/Actual	05/02/12	12/18/12																																																
Approved	07/02/12	12/18/12																																																
Baseline	07/02/12	11/15/12																																																
CONSTRUCTION																																																		
Forecast/Actual	12/19/12	06/15/13																																																
Approved	12/19/12	11/01/13																																																
Baseline	12/15/12	11/01/13																																																
CONTRACT CLOSEOUT																																																		
Forecast/Actual	06/16/15	11/01/13																																																
Approved	11/02/13	01/01/14																																																
Baseline	11/02/13	01/01/14																																																

Muni Metro Twin Peaks Tunnel Rail Replacement

Replace track-work from West Portal to west of Castro Station, replace the single track crossover between West Portal and Forest Hill Stations, replace track turnouts and approximately 100 feet of track-work on each shoofly track at the old Eureka Station, replace switch machines and track switch controllers and make seismic improvements to the tunnel.

PROJECT INITIATION: January 2, 2013
 CURRENT PROJECT PHASE: Detail Design

PROJECT MANAGER: David Greenaway (415) 701-4237
 PROJECT ENGINEER: Prester Wilson (415) 701-4272
 RESIDENT ENGINEER: Victor Yuen

CONTRACTOR: NTK Construction, Inc., 501 Cesar Chavez, Suite 123, San Francisco, CA 94124

CONTRACT AWARD DATE: April 5, 2016	CONTRACT AWARD VALUE: \$32,965,750
NOTICE TO PROCEED: May 16, 2016	MODIFICATIONS TO-DATE: \$0
SUBSTANTIAL COMPLETION: August 19, 2017	TOTAL CONTRACT VALUE: \$32,965,750
FINAL COMPLETION: July 7, 2018	% MODIFICATION:

ACCOMPLISHMENTS THIS PERIOD:

- Rejected all bids due to bidder errors.
- Readvertised construction contract for bids.
- Performed nighttime site visit in tunnel for bidders.
- Opened construction bids.

UPCOMING PROJECT MILESTONES: (3 MONTH LOOK-AHEAD)

- Prepare calendar item to award the construction contract.
- Award the construction contract.

PROJECT CHALLENGES / AREAS OF CONCERN:

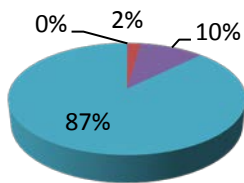
The tunnel shutdowns required to perform the work will have a major impact on Transit Operations. Continue to work with Transit Scheduling and Operations regarding bus substitutions to minimize impacts to the public.

Muni Metro Twin Peaks Tunnel Rail Replacement

PROJECT PHASE	BASILINE BUDGET	APPROVED BUDGET	ESTIMATE AT COMPLETION	BOND FUNDING	OTHER FUNDING	BOND SPENT	OTHER SPENT	BUDGET SPENT
PRE-DEVELOPMENT	\$50,000	\$50,000	\$73,920	\$0	\$72,808	\$0	\$73,920	147.8%
CONCEPTUAL	\$997,920	\$997,920	\$639,275	\$0	\$645,538	\$0	\$641,778	64.3%
ENVIRONMENTAL	\$0	\$0	\$0	\$0	\$0	\$0	\$0	-
DETAIL DESIGN	\$4,866,780	\$4,866,780	\$2,845,406	\$2,754,780	\$0	\$2,565,911	\$0	52.7%
CONSTRUCTION	\$40,965,300	\$40,965,300	\$40,965,300	\$0	\$0	\$0	\$0	0.0%
PROJECT TOTALS	\$46,880,000	\$46,880,000	\$44,523,901	\$2,754,780	\$718,346	\$2,565,911	\$715,698	7.0%

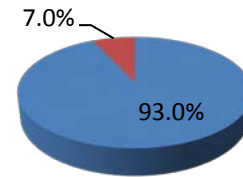
Funding Series Detail: \$0 2012B, \$2,754,780 2013, \$0 2014
 Expenditure Series Detail: \$0 2012B, \$2,565,911 2013, \$0 2014

Approved Budget By Phase



- PRE-DEVELOPMENT
- CONCEPTUAL
- ENVIRONMENTAL
- DETAIL DESIGN
- CONSTRUCTION

Budget Spent vs. Approved Budget Remaining



- Remaining
- Spent

Project Phase	Start	Finish	2014												2015												2016												2017											
			J	F	M	A	M	J	J	A	S	O	N	D	J	F	M	A	M	J	J	A	S	O	N	D	J	F	M	A	M	J	J	A	S	O	N	D	J	F	M	A	M	J	J	A	S	O	N	D
PRE-DEVELOPMENT																																																		
Forecast/Actual																																																		
Approved																																																		
Baseline																																																		
CONCEPTUAL																																																		
Forecast/Actual	02/01/13	03/31/13																																																
Approved	02/01/13	03/31/13																																																
Baseline	02/01/13	03/31/13																																																
ENVIRONMENTAL																																																		
Forecast/Actual																																																		
Approved																																																		
Baseline																																																		
DETAIL DESIGN																																																		
Forecast/Actual	09/02/13	01/20/16																																																
Approved	09/02/13	10/30/15																																																
Baseline	08/02/13	08/01/14																																																
CONSTRUCTION																																																		
Forecast/Actual	05/24/16	08/27/17																																																
Approved	10/31/15	10/30/16																																																
Baseline	08/02/14	08/01/15																																																
CONTRACT CLOSEOUT																																																		
Forecast/Actual	08/27/17	11/25/17																																																
Approved	10/31/16	02/28/17																																																
Baseline	08/02/15	11/30/15																																																

Operator Restrooms (Operator Convenience Facilities Phase I)

Design and construct a minimum of six operator convenience facilities at various locations in the city.

Note: Contract Award Date represents the date of the purchase order for the pre-fabricated units. Contract Award Value represents the cost to purchase units and install.

PROJECT INITIATION: February 15, 2009
 CURRENT PROJECT PHASE: Construction

PROJECT MANAGER: Robert Mau (415) 701-4509
 PROJECT ENGINEER: Robert Mau (415) 701-4509
 RESIDENT ENGINEER:

CONTRACTOR: DPW Job Order Contract (JOC)

CONTRACT AWARD DATE: December 21, 2012	CONTRACT AWARD VALUE: \$1,143,000
NOTICE TO PROCEED: December 26, 2012	MODIFICATIONS TO-DATE: \$0
SUBSTANTIAL COMPLETION: April 16, 2016	TOTAL CONTRACT VALUE: \$1,143,000
FINAL COMPLETION: April 30, 2016	% MODIFICATION:

ACCOMPLISHMENTS THIS PERIOD:

Small Local Business Enterprise contract completed for the Potrero and 25th restroom in April 2015. Contract closed; facility accepted and opened for use.
 Using SFPW Job Order Contracting (JOC) fourth restroom unit installed at 48th & Ortega in June 2015. Contract closed; facility is accepted and opened for use.
 Using SFPW Bureau of Street and Sewer Repair (BSSR)- for Bowley & Lincoln site. SFPW-BSSR is working on the punchlist items; facility is conditionally accepted and opened for use since January 2016.
 Using SFPW Job Order Contracting(JOC) for the sixth restroom site, 32nd and Geary Blvd. SFPW JOC Contractor completed the following: the retaining wall, foundation, footing and sidewalk restoration work; installed two prefab units; connected sewer and water work.

UPCOMING PROJECT MILESTONES: (3 MONTH LOOK-AHEAD)

Complete construction at 32nd and Geary site

 Complete punchlist items(2) at Bowley and Lincoln site.

PROJECT CHALLENGES / AREAS OF CONCERN:

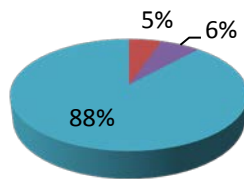
PG&E scheduling issue is delaying the project completion.

Operator Restrooms (Operator Convenience Facilities Phase I)

PROJECT PHASE	BASELINE BUDGET	APPROVED BUDGET	ESTIMATE AT COMPLETION	BOND FUNDING	OTHER FUNDING	BOND SPENT	OTHER SPENT	BUDGET SPENT
PRE-DEVELOPMENT	\$0	\$0	\$0	\$0	\$0	\$0	\$0	-
CONCEPTUAL	\$170,000	\$169,352	\$169,352	\$0	\$169,352	\$0	\$169,352	100.0%
ENVIRONMENTAL	\$0	\$0	\$0	\$0	\$0	\$0	\$0	-
DETAIL DESIGN	\$765,000	\$205,125	\$205,125	\$0	\$205,125	\$0	\$205,125	100.0%
CONSTRUCTION	\$900,000	\$2,808,662	\$2,447,691	\$1,554,080	\$1,510,582	\$1,171,475	\$1,510,582	95.5%
PROJECT TOTALS	\$1,835,000	\$3,183,139	\$2,822,168	\$1,554,080	\$1,885,059	\$1,171,475	\$1,885,059	96.0%

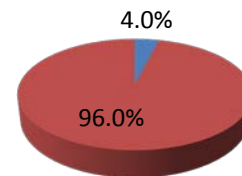
Funding Series Detail: \$0 2012B, \$1,554,080 2013, \$0 2014
 Expenditure Series Detail: \$0 2012B, \$1,171,475 2013, \$0 2014

Approved Budget By Phase



- PRE-DEVELOPMENT
- CONCEPTUAL
- ENVIRONMENTAL
- DETAIL DESIGN
- CONSTRUCTION

Budget Spent vs. Approved Budget Remaining



- Remaining
- Spent

Project Phase	Start	Finish	2014												2015												2016												2017											
			J	F	M	A	M	J	J	A	S	O	N	D	J	F	M	A	M	J	J	A	S	O	N	D	J	F	M	A	M	J	J	A	S	O	N	D	J	F	M	A	M	J	J	A	S	O	N	D
PRE-DEVELOPMENT																																																		
Forecast/Actual																																																		
Approved																																																		
Baseline																																																		
CONCEPTUAL																																																		
Forecast/Actual	05/01/10	03/01/11																																																
Approved	05/01/10	03/01/11																																																
Baseline	05/01/10	03/01/11																																																
ENVIRONMENTAL																																																		
Forecast/Actual																																																		
Approved																																																		
Baseline																																																		
DETAIL DESIGN																																																		
Forecast/Actual	08/01/12	02/02/14																																																
Approved	08/01/12	02/02/14																																																
Baseline	08/01/12	11/30/13																																																
CONSTRUCTION																																																		
Forecast/Actual	02/03/14	04/30/16																																																
Approved	02/03/14	09/11/15																																																
Baseline	11/30/13	02/29/16																																																
CONTRACT CLOSEOUT																																																		
Forecast/Actual	05/01/16	06/01/16																																																
Approved	09/12/15	01/10/16																																																
Baseline	03/01/16	09/01/16																																																

Operator Restrooms (Operator Convenience Facilities Phase II)

Design and construct a minimum of nine operator convenience facilities at various locations in the city.

PROJECT INITIATION: August 1, 2014
 CURRENT PROJECT PHASE: Conceptual / Detail Design

PROJECT MANAGER: Robert Mau (415) 701-4509
 PROJECT ENGINEER: Edison Cayabyab (415) 749-2478
 RESIDENT ENGINEER:

CONTRACTOR: TBD

CONTRACT AWARD DATE: May 1, 2016	CONTRACT AWARD VALUE: \$2,400,000
NOTICE TO PROCEED: June 1, 2016	MODIFICATIONS TO-DATE: \$0
SUBSTANTIAL COMPLETION: November 30, 2017	TOTAL CONTRACT VALUE: \$2,400,000
FINAL COMPLETION: December 31, 2017	% MODIFICATION:

ACCOMPLISHMENTS THIS PERIOD:

- Project includes 9 sites at various stages of design and approvals:
1. 20th & Buckingham: Project site plan has been sent to the Land Use Committee for review.
 2. BART Daly City: Project team and SF Public Works are reviewing the construction cost proposal from contractor.
 3. Sunnydale/McLaren: Project site plan has been sent to the Land Use Committee for review.
 4. Parkridge & Buckingham: Project site plan has been sent to the Land Use Committee for review.
 5. 48th & Rivera: After review alternative sites and considering the public's comments, project team decided to move the project site to the SW corner of Rivera St & Lower Great Highway. Project team is preparing a review package for San Francisco Arts Commission's review.
 6. Fulton & 6th: Project team submitted review packages for General Plan Referral and Environmental Review.
 7. Townsend & Fourth: Project team submitted proposed site location to Caltrains for their review and approval. The proposed location is on the south side of Townsend St located on Caltrain's right of way.
 8. Van Ness & North Point: Project team conducted site investigation and is preparing site plans for internal review and public outreach.
 9. Top of the Hill Daly City: Daly City Building department is reviewing the revised ADA plans.

UPCOMING PROJECT MILESTONES: (3 MONTH LOOK-AHEAD)

Start construction of the two Daly City sites
 Continue public outreach activities for the remaining 2 sites in San Francisco (North Point & Van Ness and 4th St & Townsend).

PROJECT CHALLENGES / AREAS OF CONCERN:

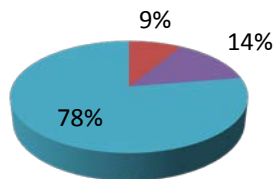
None to report.

Operator Restrooms (Operator Convenience Facilities Phase II)

PROJECT PHASE	BASELINE BUDGET	APPROVED BUDGET	ESTIMATE AT COMPLETION	BOND FUNDING	OTHER FUNDING	BOND SPENT	OTHER SPENT	BUDGET SPENT
PRE-DEVELOPMENT	\$0	\$0	\$0	\$0	\$0	\$0	\$0	-
CONCEPTUAL	\$445,000	\$445,000	\$445,000	\$445,000	\$0	\$511,374	\$0	114.9%
ENVIRONMENTAL	\$0	\$0	\$0	\$0	\$0	\$0	\$0	-
DETAIL DESIGN	\$705,000	\$705,000	\$705,000	\$0	\$0	\$0	\$0	0.0%
CONSTRUCTION	\$4,000,000	\$4,000,000	\$4,000,000	\$3,650,000	\$0	\$131,048	\$0	3.3%
PROJECT TOTALS	\$5,150,000	\$5,150,000	\$5,150,000	\$4,095,000	\$0	\$642,422	\$0	12.5%

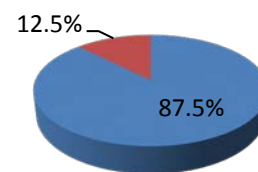
Funding Series Detail: \$0 2012B, \$1,077,569 2013, \$3,017,431 2014
 Expenditure Series Detail: \$0 2012B, \$503,099 2013, \$139,323 2014

Approved Budget By Phase



- PRE-DEVELOPMENT
- CONCEPTUAL
- ENVIRONMENTAL
- DETAIL DESIGN
- CONSTRUCTION

Budget Spent vs. Approved Budget Remaining



- Remaining
- Spent

Project Phase	Start	Finish	2014												2015												2016												2017											
			J	F	M	A	M	J	J	A	S	O	N	D	J	F	M	A	M	J	J	A	S	O	N	D	J	F	M	A	M	J	J	A	S	O	N	D	J	F	M	A	M	J	J	A	S	O	N	D
PRE-DEVELOPMENT																																																		
Forecast/Actual																																																		
Approved																																																		
Baseline																																																		
CONCEPTUAL																																																		
Forecast/Actual	08/01/14	03/11/16																																																
Approved	08/01/14	12/10/15																																																
Baseline	08/01/14	01/31/16																																																
ENVIRONMENTAL																																																		
Forecast/Actual																																																		
Approved																																																		
Baseline																																																		
DETAIL DESIGN																																																		
Forecast/Actual	03/14/16	11/31/2016																																																
Approved	04/13/15	08/10/16																																																
Baseline	02/01/15	04/30/15																																																
CONSTRUCTION																																																		
Forecast/Actual	06/01/16	12/31/17																																																
Approved	08/11/16	02/06/18																																																
Baseline	05/01/15	09/02/15																																																
CONTRACT CLOSEOUT																																																		
Forecast/Actual	01/02/18	03/01/18																																																
Approved	01/02/18	03/01/18																																																
Baseline	09/03/15	11/04/15																																																

Parking Garage Projects: Condition Assessment, Waterproofing & Ventilation

This project includes funds for DPW’s assessment of the condition of all 18 garages, as well as partial funding for waterproofing and ventilation projects. This project is in the close-out phase; the waterproofing projects have been completed. Going forward, all projects will be tracked and reported on discretely; as well as compliance with ADA regulations and various Planning, Building and Fire Codes.

PROJECT INITIATION: April 30, 2014
 CURRENT PROJECT PHASE: Close Out

PROJECT MANAGER: Rob Malone 415-701-2430
 PROJECT ENGINEER: Douglas Ullman 415- 557-4722
 RESIDENT ENGINEER: Simon Yeung 415 519-6417

CONTRACTOR:

CONTRACT AWARD DATE: June 1, 2014	CONTRACT AWARD VALUE:
NOTICE TO PROCEED:	MODIFICATIONS TO-DATE: \$0
SUBSTANTIAL COMPLETION: October 30, 2015	TOTAL CONTRACT VALUE:
FINAL COMPLETION: October 30, 2015	% MODIFICATION:

ACCOMPLISHMENTS THIS PERIOD:

All water proofing projects were completed in October 2015.

UPCOMING PROJECT MILESTONES: (3 MONTH LOOK-AHEAD)

Projects will be closed out with any savings transferred to other projects.

PROJECT CHALLENGES / AREAS OF CONCERN:

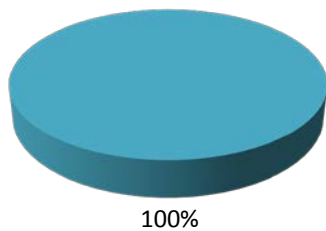
None.

Parking Garage Projects: Condition Assessment, Waterproofing & Ventilation

PROJECT PHASE	BASELINE BUDGET	APPROVED BUDGET	ESTIMATE AT COMPLETION	BOND FUNDING	OTHER FUNDING	BOND SPENT	OTHER SPENT	BUDGET SPENT
PRE-DEVELOPMENT	\$0	\$0	\$0	\$0	\$0	\$0	\$0	-
CONCEPTUAL	\$0	\$0	\$0	\$0	\$0	\$0	\$0	-
ENVIRONMENTAL	\$0	\$0	\$0	\$0	\$0	\$0	\$0	-
DETAIL DESIGN	\$0	\$0	\$0	\$0	\$0	\$0	\$0	-
CONSTRUCTION	\$0	\$6,051,630	\$0	\$6,051,630	\$0	\$5,619,897	\$0	92.9%
PROJECT TOTALS	\$0	\$6,051,630	\$0	\$6,051,630	\$0	\$5,619,897	\$0	92.9%

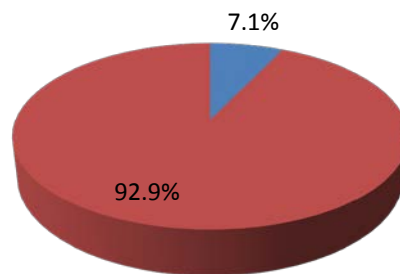
Funding Series Detail: \$5,000,000 2012B, \$1,000,000 2013, \$51,630 2014
 Expenditure Series Detail: \$4,999,396 2012B, \$620,501 2013, \$0 2014

Approved Budget By Phase



- PRE-DEVELOPMENT
- ENVIRONMENTAL
- CONSTRUCTION
- CONCEPTUAL
- DETAIL DESIGN

Budget Spent vs. Approved Budget Remaining



- Remaining
- Spent

Project Phase	Start	Finish	2014				2015				2016				2017													
			J	F	M	A	M	J	J	A	S	O	N	D	J	F	M	A	M	J	J	A	S	O	N	D		
PRE-DEVELOPMENT																												
Forecast/Actual																												
Approved																												
Baseline																												
CONCEPTUAL																												
Forecast/Actual																												
Approved																												
Baseline																												
ENVIRONMENTAL																												
Forecast/Actual																												
Approved																												
Baseline																												
DETAIL DESIGN																												
Forecast/Actual	04/01/14	10/01/14																										
Approved																												
Baseline																												
CONSTRUCTION																												
Forecast/Actual	08/01/14	10/01/15																										
Approved																												
Baseline																												
CONTRACT CLOSEOUT																												
Forecast/Actual	12/30/15	07/01/16																										
Approved	12/30/15	07/01/16																										
Baseline	12/30/15	03/31/16																										

Parking Garage Project - Elevator Modernization Condition Assessment of 7 Garages

Phase 1: This phase is complete. Equipment of garage elevators is far past its useful life and analysis was completed to scope required repair and replacement of machine room areas, hoistway equipment, entrances, signal equipment, and ADA compliance.

Phase 2: Design, Bid and Construction of improvements based on the findings and recommendation of the assessment (Phase 1).

PROJECT INITIATION: December 30, 2014
 CURRENT PROJECT PHASE: Design

PROJECT MANAGER: Rob Malone 415-701-2430
 PROJECT ENGINEER: Douglas Ullman 415- 557-4722
 RESIDENT ENGINEER:

CONTRACTOR:

CONTRACT AWARD DATE: December 1, 2014	CONTRACT AWARD VALUE:
NOTICE TO PROCEED:	MODIFICATIONS TO-DATE: \$0
SUBSTANTIAL COMPLETION: November 30, 2015	TOTAL CONTRACT VALUE:
FINAL COMPLETION: December 30, 2015	% MODIFICATION:

ACCOMPLISHMENTS THIS PERIOD:

Phase II Proposal for Modernization of Elevators at Moscone, Sutter Stockton, Union Square, Polk Bush, North Beach, Vallejo and SF General Garages were completed.

UPCOMING PROJECT MILESTONES: (3 MONTH LOOK-AHEAD)

5 of the 7 garages will proceed to design/bid phase (North Beach, and SF General can be remedied via maintenance). Preparation of contract documents will begin for the bid, award and construction of modernization improvements to the Elevators by Dec 2016. The actual construction will continue until December 2017.

PROJECT CHALLENGES / AREAS OF CONCERN:

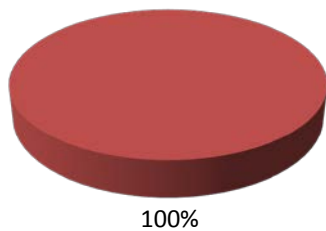
State licensed elevator contractors are in high demand and may affect the cost and timely completion of work.

Parking Garage Project - Elevator Modernization Condition Assessment of 7 Garages

PROJECT PHASE	BASILINE BUDGET	APPROVED BUDGET	ESTIMATE AT COMPLETION	BOND FUNDING	OTHER FUNDING	BOND SPENT	OTHER SPENT	BUDGET SPENT
PRE-DEVELOPMENT	\$0	\$0	\$0	\$0	\$0	\$0	\$0	-
CONCEPTUAL	\$0	\$250,000	\$0	\$250,000	\$0	\$63,179	\$0	25.3%
ENVIRONMENTAL	\$0	\$0	\$0	\$0	\$0	\$0	\$0	-
DETAIL DESIGN	\$0	\$0	\$0	\$0	\$0	\$0	\$0	-
CONSTRUCTION	\$0	\$0	\$0	\$0	\$0	\$0	\$0	-
PROJECT TOTALS	\$0	\$250,000	\$0	\$250,000	\$0	\$63,179	\$0	25.3%

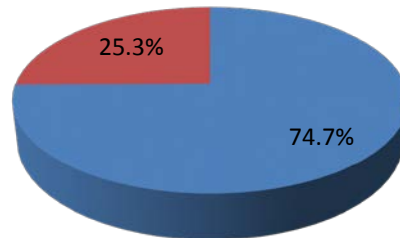
Funding Series Detail: \$0 2012B, \$0 2013, \$250,000 2014
 Expenditure Series Detail: \$0 2012B, \$0 2013, \$63,179 2014

Approved Budget By Phase



- PRE-DEVELOPMENT ■ CONCEPTUAL
- ENVIRONMENTAL ■ DETAIL DESIGN
- CONSTRUCTION

Budget Spent vs. Approved Budget Remaining



- Remaining ■ Spent

Project Phase	Start	Finish	2014				2015				2016				2017													
			J	F	M	A	M	J	J	A	S	O	N	D	J	F	M	A	M	J	J	A	S	O	N	D		
PRE-DEVELOPMENT																												
Forecast/Actual																												
Approved																												
Baseline																												
CONCEPTUAL																												
Forecast/Actual	12/01/14	12/01/15																										
Approved	12/01/14																											
Baseline																												
ENVIRONMENTAL																												
Forecast/Actual																												
Approved																												
Baseline																												
DETAIL DESIGN																												
Forecast/Actual																												
Approved																												
Baseline	04/01/16	07/01/16																										
CONSTRUCTION																												
Forecast/Actual																												
Approved																												
Baseline	01/01/17	12/01/17																										
CONTRACT CLOSEOUT																												
Forecast/Actual																												
Approved																												
Baseline	01/01/18	05/01/18																										

Parking Garage Project - Golden Gateway Garage Ventilation:

The mechanical and electrical upgrades and replacement of the ventilation system (air handling units, exhaust fans, supply air, ducts, louvers), carbon monoxide monitoring systems and controls, and associated electrical support for the Golden Gateway parking garage.

PROJECT INITIATION: April 30, 2014	PROJECT MANAGER: Rob Malone	415-701-2430
CURRENT PROJECT PHASE: Construction	PROJECT ENGINEER: Douglas Ullman	415- 557-4722
	RESIDENT ENGINEER: Simon Yeung	415 519-6417

CONTRACTOR: CLW Builders Inc.

CONTRACT AWARD DATE: March 1, 2015	CONTRACT AWARD VALUE: \$3,517,000
NOTICE TO PROCEED: August 18, 2015	MODIFICATIONS TO-DATE: \$0
SUBSTANTIAL COMPLETION: June 17, 2016	TOTAL CONTRACT VALUE: \$3,517,000
FINAL COMPLETION: July 12, 2016	% MODIFICATION:

ACCOMPLISHMENTS THIS PERIOD:

Construction in progress. Electrical rough-in completed. New fans are installed in fan rooms. Duct work installation continues on all floors in various locations. Electricians continue work on power panels at west and east garage walls at street level and in fan rooms. CO monitoring conduit work in parking areas being performed in evening hours to minimize customer impact.

UPCOMING PROJECT MILESTONES: (3 MONTH LOOK-AHEAD)

Completion of the fan and Carbon Monoxide Monitoring systems. Testing and commission of all systems.

PROJECT CHALLENGES / AREAS OF CONCERN:

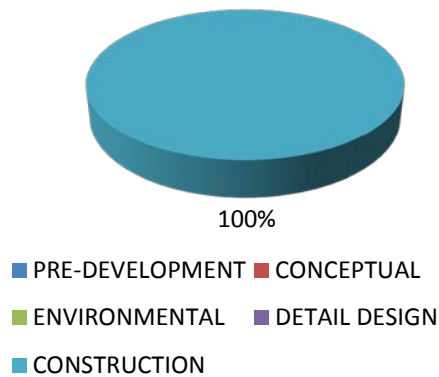
Minimizing impact to parking operations during construction. Verifying adding of sub-panels as an alternative to full building power shutdown to install a new breaker at existing main panel. This may avoid evening/weekend implementation, and potential for unforeseen power issues.

Parking Garage Project - Golden Gateway Garage Ventilation:

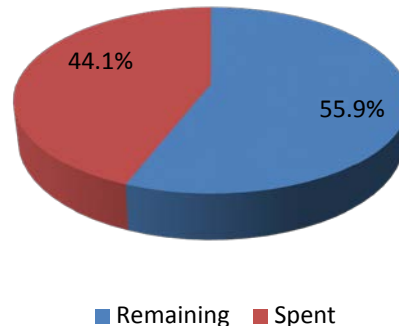
PROJECT PHASE	BASELINE BUDGET	APPROVED BUDGET	ESTIMATE AT COMPLETION	BOND FUNDING	OTHER FUNDING	BOND SPENT	OTHER SPENT	BUDGET SPENT
PRE-DEVELOPMENT	\$0	\$0	\$0	\$0	\$0	\$0	\$0	-
CONCEPTUAL	\$0	\$0	\$0	\$0	\$0	\$0	\$0	-
ENVIRONMENTAL	\$0	\$0	\$0	\$0	\$0	\$0	\$0	-
DETAIL DESIGN	\$0	\$0	\$0	\$0	\$0	\$0	\$0	-
CONSTRUCTION	\$0	\$3,517,000	\$3,517,000	\$3,517,000	\$0	\$1,549,338	\$0	44.1%
PROJECT TOTALS	\$0	\$3,517,000	\$3,517,000	\$3,517,000	\$0	\$1,549,338	\$0	44.1%

Funding Series Detail: \$0 2012B, \$0 2013, \$3,517,000 2014
 Expenditure Series Detail: \$0 2012B, \$0 2013, \$1,549,338 2014

Approved Budget By Phase



Budget Spent vs. Approved Budget Remaining



Project Phase	Start	Finish	2014				2015				2016				2017													
			J	F	M	A	M	J	J	A	S	O	N	D	J	F	M	A	M	J	J	A	S	O	N	D		
PRE-DEVELOPMENT																												
Forecast/Actual																												
Approved																												
Baseline																												
CONCEPTUAL																												
Forecast/Actual																												
Approved																												
Baseline																												
ENVIRONMENTAL																												
Forecast/Actual																												
Approved																												
Baseline																												
DETAIL DESIGN																												
Forecast/Actual	04/01/14	02/01/15																										
Approved																												
Baseline																												
CONSTRUCTION																												
Forecast/Actual	08/18/15	07/03/16																										
Approved																												
Baseline																												
CONTRACT CLOSEOUT																												
Forecast/Actual																												
Approved																												
Baseline	08/01/16	12/31/16																										

Parking Garage Project: Japan Center Garage Ventilation

The mechanical and electrical upgrades and replacement of the ventilation system (air handling units, exhaust fans, supply air, ducts, louvers), carbon monoxide monitoring systems and controls, and associated electrical support for the Japan Center parking garage.

PROJECT INITIATION: April 30, 2014	PROJECT MANAGER: Rob Malone	415-701-2430
CURRENT PROJECT PHASE: Construction	PROJECT ENGINEER: Douglas Ullman	415- 557-4722
	RESIDENT ENGINEER: Simon Yeung	415 519-6417

CONTRACTOR: Alpha Bay Builders

CONTRACT AWARD DATE: August 1, 2015	CONTRACT AWARD VALUE: \$3,140,000
NOTICE TO PROCEED: January 19, 2016	MODIFICATIONS TO-DATE: \$0
SUBSTANTIAL COMPLETION: September 30, 2016	TOTAL CONTRACT VALUE: \$3,140,000
FINAL COMPLETION: January 3, 2017	% MODIFICATION:

ACCOMPLISHMENTS THIS PERIOD:

Construction in progress, Work concentrated on the main parking garage street level parallel to Geary Blvd installing unistrut and conduits into ceiling locations.

UPCOMING PROJECT MILESTONES: (3 MONTH LOOK-AHEAD)

Main Garage conduit installation to be completed. Annex conduit installation and fan replacement to be in progress.

PROJECT CHALLENGES / AREAS OF CONCERN:

Minimizing impact to parking operations during construction. Cherry Blossom Festival 4/8-9 and 4/16-17

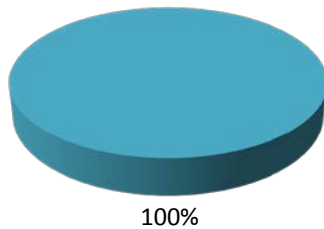
Parking Garage Project: Japan Center Garage Ventilation

PROJECT PHASE	BASILINE BUDGET	APPROVED BUDGET	ESTIMATE AT COMPLETION	BOND FUNDING	OTHER FUNDING	BOND SPENT	OTHER SPENT	BUDGET SPENT
PRE-DEVELOPMENT	\$0	\$0	\$0	\$0	\$0	\$0	\$0	-
CONCEPTUAL	\$0	\$0	\$0	\$0	\$0	\$0	\$0	-
ENVIRONMENTAL	\$0	\$0	\$0	\$0	\$0	\$0	\$0	-
DETAIL DESIGN	\$0	\$0	\$0	\$0	\$0	\$0	\$0	-
CONSTRUCTION	\$0	\$3,140,000	\$3,140,000	\$3,140,000	\$0	\$45,071	\$0	1.4%
PROJECT TOTALS	\$0	\$3,140,000	\$3,140,000	\$3,140,000	\$0	\$45,071	\$0	1.4%

Funding Series Detail: \$0 2012B, \$0 2013, \$3,140,000 2014

Expenditure Series Detail: \$0 2012B, \$0 2013, \$45,071 2014

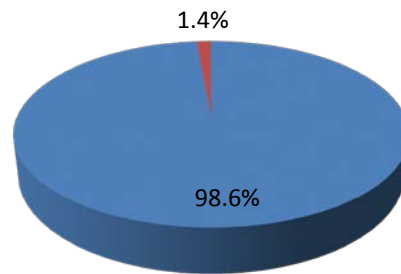
Approved Budget By Phase



100%

- PRE-DEVELOPMENT
- CONCEPTUAL
- ENVIRONMENTAL
- DETAIL DESIGN
- CONSTRUCTION

Budget Spent vs. Approved Budget Remaining



- Remaining
- Spent

Project Phase	Start	Finish	2014				2015				2016				2017																						
			J	F	M	A	M	J	J	A	S	O	N	D	J	F	M	A	M	J	J	A	S	O	N	D	J	F	M	A	M	J	J	A	S	O	N
PRE-DEVELOPMENT																																					
Forecast/Actual																																					
Approved																																					
Baseline																																					
CONCEPTUAL																																					
Forecast/Actual																																					
Approved																																					
Baseline																																					
ENVIRONMENTAL																																					
Forecast/Actual																																					
Approved																																					
Baseline																																					
DETAIL DESIGN																																					
Forecast/Actual	04/01/14	07/01/15																																			
Approved																																					
Baseline																																					
CONSTRUCTION																																					
Forecast/Actual	12/01/15	09/01/16																																			
Approved																																					
Baseline																																					
CONTRACT CLOSEOUT																																					
Forecast/Actual																																					
Approved																																					
Baseline	12/01/16	03/01/16																																			

Parking Garage Project - Lombard Garage Waterproofing

Lombard Parking Garage façade replacement; top deck and partial 2nd floor concrete restoration and waterproofing.

PROJECT INITIATION: December 5, 2015
 CURRENT PROJECT PHASE: Detailed Design

PROJECT MANAGER: Rob Malone (415) 701-2430
 PROJECT ENGINEER:
 RESIDENT ENGINEER:

CONTRACTOR:

CONTRACT AWARD DATE:	CONTRACT AWARD VALUE:
NOTICE TO PROCEED:	MODIFICATIONS TO-DATE: \$0
SUBSTANTIAL COMPLETION:	TOTAL CONTRACT VALUE:
FINAL COMPLETION:	% MODIFICATION:

ACCOMPLISHMENTS THIS PERIOD:

Conceptual Design and Design Development completed. Phase 1 and 2 Civic Design/Art Commission approvals received for the exterior screen system, materials and color scheme

UPCOMING PROJECT MILESTONES: (3 MONTH LOOK-AHEAD)

Perform detail design for exterior screen system, vehicle barriers and top deck concrete repairs. A second community outreach meeting should be held near the garage location.

PROJECT CHALLENGES / AREAS OF CONCERN:

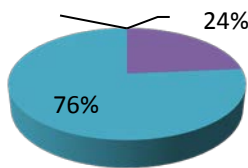
The construction of the Vision Zero Lombard Street project at Fillmore intersection may be concurrent with garage facade replacement in 2017. Caltrans has scheduled the Lombard repaving work for 2018. Community is sensitive to loss of street parking. The plan is to keep pedestrian access during construction along Lombard and into the US Post Office.

Parking Garage Project - Lombard Garage Waterproofing

PROJECT PHASE	BASELINE BUDGET	APPROVED BUDGET	ESTIMATE AT COMPLETION	BOND FUNDING	OTHER FUNDING	BOND SPENT	OTHER SPENT	BUDGET SPENT
PRE-DEVELOPMENT	\$0	\$0	\$0	\$0	\$0	\$0	\$0	-
CONCEPTUAL	\$0	\$0	\$42,475	\$0	\$0	\$0	\$0	-
ENVIRONMENTAL	\$0	\$0	\$0	\$0	\$0	\$0	\$0	-
DETAIL DESIGN	\$926,000	\$926,000	\$0	\$926,000	\$0	\$84,422	\$0	9.1%
CONSTRUCTION	\$3,000,000	\$3,000,000	\$43,099	\$3,000,000	\$0	\$0	\$0	0.0%
PROJECT TOTALS	\$3,926,000	\$3,926,000	\$85,574	\$3,926,000	\$0	\$84,422	\$0	2.2%

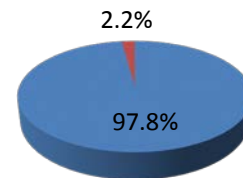
Funding Series Detail: \$0 2012B, \$0 2013, \$3,926,000 2014
 Expenditure Series Detail: \$0 2012B, \$0 2013, \$84,422 2014

Approved Budget By Phase



- PRE-DEVELOPMENT
- CONCEPTUAL
- ENVIRONMENTAL
- DETAIL DESIGN
- CONSTRUCTION

Budget Spent vs. Approved Budget Remaining



- Remaining
- Spent

Project Phase	Start	Finish	2014												2015												2016												2017											
			J	F	M	A	M	J	J	A	S	O	N	D	J	F	M	A	M	J	J	A	S	O	N	D	J	F	M	A	M	J	J	A	S	O	N	D	J	F	M	A	M	J	J	A	S	O	N	D
PRE-DEVELOPMENT																																																		
Forecast/Actual																																																		
Approved																																																		
Baseline																																																		
CONCEPTUAL																																																		
Forecast/Actual	10/15/15	04/15/16																																																
Approved	10/15/15	04/15/16																																																
Baseline	10/15/15	04/15/16																																																
ENVIRONMENTAL																																																		
Forecast/Actual																																																		
Approved																																																		
Baseline																																																		
DETAIL DESIGN																																																		
Forecast/Actual	04/15/16	01/15/17																																																
Approved	04/15/16	01/15/17																																																
Baseline	04/15/16	01/15/17																																																
CONSTRUCTION																																																		
Forecast/Actual	01/15/17	12/30/17																																																
Approved	01/15/17	12/30/17																																																
Baseline	01/15/17	12/30/17																																																
CONTRACT CLOSEOUT																																																		
Forecast/Actual	01/05/18	03/15/18																																																
Approved	01/05/18	03/15/18																																																
Baseline	01/05/18	03/15/18																																																

Parking Garage Project: Sutter Stockton Garage Ventilation

The mechanical and electrical upgrades and replacement of the ventilation system (air handling units, exhaust fans, supply air, ducts, louvers), carbon monoxide monitoring systems and controls, and associated electrical support for the Sutter Stockton parking garage.

PROJECT INITIATION: May 30, 2014	PROJECT MANAGER: Rob Malone	415-701-2430
CURRENT PROJECT PHASE: Construction	PROJECT ENGINEER: Douglas Ullman	415- 557-4722
	RESIDENT ENGINEER: Simon Yeung	415 519-6417

CONTRACTOR: CLW Builders Inc.

CONTRACT AWARD DATE: August 18, 2015	CONTRACT AWARD VALUE: \$2,061,400
NOTICE TO PROCEED: August 19, 2015	MODIFICATIONS TO-DATE: \$0
SUBSTANTIAL COMPLETION: August 18, 2016	TOTAL CONTRACT VALUE: \$2,061,400
FINAL COMPLETION: August 18, 2016	% MODIFICATION:

ACCOMPLISHMENTS THIS PERIOD:

Construction in progress. Duct cleaning was completed. Tested exhaust fans on 7th, 11 and 12 floors. Rough in electrical work, duct work and installation of fans on 7th and 6th floors continues.

UPCOMING PROJECT MILESTONES: (3 MONTH LOOK-AHEAD)

Completion of the fan and CO monitoring systems. Testing and commission of all systems.

PROJECT CHALLENGES / AREAS OF CONCERN:

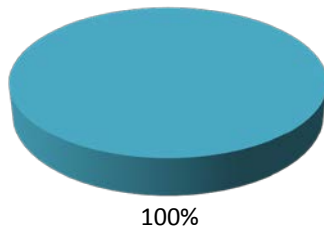
Mechanical submittals were slow to arrive from the fan manufacturer. A 30 day delay in the project schedule is likely.

Parking Garage Project: Sutter Stockton Garage Ventilation

PROJECT PHASE	BASELINE BUDGET	APPROVED BUDGET	ESTIMATE AT COMPLETION	BOND FUNDING	OTHER FUNDING	BOND SPENT	OTHER SPENT	BUDGET SPENT
PRE-DEVELOPMENT	\$0	\$0	\$0	\$0	\$0	\$0	\$0	-
CONCEPTUAL	\$0	\$0	\$0	\$0	\$0	\$0	\$0	-
ENVIRONMENTAL	\$0	\$0	\$0	\$0	\$0	\$0	\$0	-
DETAIL DESIGN	\$0	\$0	\$0	\$0	\$0	\$0	\$0	-
CONSTRUCTION	\$0	\$2,061,400	\$2,061,400	\$2,061,400	\$0	\$319,449	\$0	15.5%
PROJECT TOTALS	\$0	\$2,061,400	\$2,061,400	\$2,061,400	\$0	\$319,449	\$0	15.5%

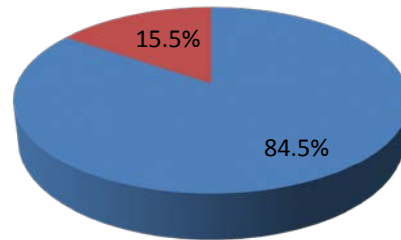
Funding Series Detail: \$0 2012B, \$0 2013, \$2,061,400 2014
 Expenditure Series Detail: \$0 2012B, \$0 2013, \$319,449 2014

Approved Budget By Phase



- PRE-DEVELOPMENT
- CONCEPTUAL
- ENVIRONMENTAL
- DETAIL DESIGN
- CONSTRUCTION

Budget Spent vs. Approved Budget Remaining



- Remaining
- Spent

Project Phase	Start	Finish	2014				2015				2016				2017																	
			J	F	A	M	J	J	A	S	O	N	D	J	F	A	M	J	J	A	S	O	N	D	J	F	A	M	J	J	A	S
PRE-DEVELOPMENT																																
Forecast/Actual																																
Approved																																
Baseline																																
CONCEPTUAL																																
Forecast/Actual																																
Approved																																
Baseline																																
ENVIRONMENTAL																																
Forecast/Actual																																
Approved																																
Baseline																																
DETAIL DESIGN																																
Forecast/Actual	05/01/14	02/01/15																														
Approved																																
Baseline																																
CONSTRUCTION																																
Forecast/Actual	08/18/15	08/18/16																														
Approved																																
Baseline																																
CONTRACT CLOSEOUT																																
Forecast/Actual																																
Approved																																
Baseline	09/01/16	12/01/16																														

Pedestrian Countdown Signals Design

This project will design pedestrian countdown signals (PCS) at 11 intersections and accessible pedestrian signals (APS) at an additional 8 intersections. Of the 11 intersections where PCS will be added, three will also have APS added. PCS locations are prioritized using factors such as collision history, inclusion in a Walk First corridor, proximity to schools and commercial districts, and requests from the public. Most of these intersections will involve a full signal upgrade with new conduits, pullboxes, poles, larger signal heads, controllers, etc. A small number of locations have conduits that are in satisfactory condition such that pedestrian signals can be added using existing signal infrastructure. Note: Conceptual work prior to project initiation.

PROJECT INITIATION:	March 1, 2014	PROJECT MANAGER:	Manito Velasco	701-4447
CURRENT PROJECT PHASE:	Detail Design	PROJECT ENGINEER:	Dusson Yeung	701-4553
		RESIDENT ENGINEER:	n/a	n/a

CONTRACTOR: TBD

CONTRACT AWARD DATE:	n/a	CONTRACT AWARD VALUE:	n/a
NOTICE TO PROCEED:	n/a	MODIFICATIONS TO-DATE:	n/a
SUBSTANTIAL COMPLETION:	April 1, 2017	TOTAL CONTRACT VALUE:	
FINAL COMPLETION:	September 30, 2017	% MODIFICATION:	

ACCOMPLISHMENTS THIS PERIOD:

Advertised construction contract 2/26/2016.

UPCOMING PROJECT MILESTONES: (3 MONTH LOOK-AHEAD)

Construction bids due 3/30/2016

PROJECT CHALLENGES / AREAS OF CONCERN:

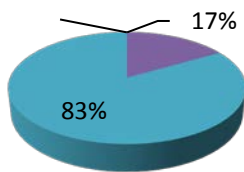
Two locations where APS were to be added were replaced. 13th/South Van Ness and 16th/Market were dropped from the project. Bayshore/Cortland and 4th/Channel, which were both requested by the public and scored "High" in terms of need, replaced the previous two. Both 13th/SVN and 16th/Market require significant signal infrastructure and curb ramp/bulbout work for APS to be added and have been deferred. Resolved sub sidewalk basement conflicts.

Pedestrian Countdown Signals Design

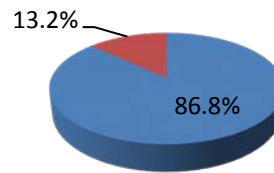
PROJECT PHASE	BASELINE BUDGET	APPROVED BUDGET	ESTIMATE AT COMPLETION	BOND FUNDING	OTHER FUNDING	BOND SPENT	OTHER SPENT	BUDGET SPENT
PRE-DEVELOPMENT	\$0	\$0	\$0	\$0	\$0	\$0	\$0	-
CONCEPTUAL	\$0	\$0	\$0	\$0	\$0	\$0	\$0	-
ENVIRONMENTAL	\$0	\$0	\$0	\$0	\$0	\$0	\$0	-
DETAIL DESIGN	\$500,000	\$500,000	\$500,000	\$500,000	\$0	\$394,563	\$0	78.9%
CONSTRUCTION	\$2,500,000	\$2,500,000	\$2,500,000	\$0	\$2,000,000	\$0	\$0	0.0%
PROJECT TOTALS	\$3,000,000	\$3,000,000	\$3,000,000	\$500,000	\$2,000,000	\$394,563	\$0	13.2%

Funding Series Detail: \$0 2012B, \$500,000 2013, \$0 2014
 Expenditure Series Detail: \$0 2012B, \$394,563 2013, \$0 2014

Approved Budget By Phase



Budget Spent vs. Approved Budget Remaining



- PRE-DEVELOPMENT ■ CONCEPTUAL
- ENVIRONMENTAL ■ DETAIL DESIGN
- CONSTRUCTION

- Remaining ■ Spent

Project Phase	Start	Finish	2014												2015												2016												2017											
			J	F	M	A	M	J	J	A	S	O	N	D	J	F	M	A	M	J	J	A	S	O	N	D	J	F	M	A	M	J	J	A	S	O	N	D	J	F	M	A	M	J	J	A	S	O	N	D
PRE-DEVELOPMENT																																																		
Forecast/Actual																																																		
Approved																																																		
Baseline																																																		
CONCEPTUAL																																																		
Forecast/Actual																																																		
Approved																																																		
Baseline																																																		
ENVIRONMENTAL																																																		
Forecast/Actual																																																		
Approved																																																		
Baseline																																																		
DETAIL DESIGN																																																		
Forecast/Actual	04/01/14	02/29/16																																																
Approved	04/01/14	04/01/15																																																
Baseline	04/01/14	04/01/15																																																
CONSTRUCTION																																																		
Forecast/Actual	08/01/16	05/01/17																																																
Approved	08/01/15	11/01/16																																																
Baseline	08/01/15	11/01/16																																																
CONTRACT CLOSEOUT																																																		
Forecast/Actual	04/01/17	09/30/17																																																
Approved	11/01/16	06/30/17																																																
Baseline	11/01/16	06/30/17																																																

Persia Triangle Street Improvements

Vision Zero improvements identified through WalkFirst include a new pedestrian bulb at the northwest corner of Mission and Ocean, extension of the pedestrian bulb at the southwest corner of Mission and Ocean, and signal upgrades on Mission/Ocean, Alemany/Ocean, and Mission/Persia. Project also includes a pilot phase that involved painted bulb-outs.

PROJECT INITIATION:	March 1, 2010	PROJECT MANAGER:	Robert Lim	(415) 701-5669
CURRENT PROJECT PHASE:	Construction	PROJECT ENGINEER:	Ophelia Lau	(415) 554-8350
		RESIDENT ENGINEER:	Ashley Hall	(415) 554-8351

CONTRACTOR: Precision Engineering, Inc. (PEI)

CONTRACT AWARD DATE:	December 10, 2014	CONTRACT AWARD VALUE:	\$1,257,389
NOTICE TO PROCEED:	March 1, 2015	MODIFICATIONS TO-DATE:	\$0
SUBSTANTIAL COMPLETION:	April 30, 2016	TOTAL CONTRACT VALUE:	\$1,257,389
FINAL COMPLETION:	September 30, 2016	% MODIFICATION:	

ACCOMPLISHMENTS THIS PERIOD:

Performed traffic signal punchlist. Re-paved street.

UPCOMING PROJECT MILESTONES: (3 MONTH LOOK-AHEAD)

Previous punchlist required a change order to upgrade an existing traffic pole. An additional punchlist will be performed by June to close out punchlist.

PROJECT CHALLENGES / AREAS OF CONCERN:

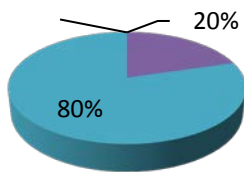
None to report.

Persia Triangle Street Improvements

PROJECT PHASE	BASELINE BUDGET	APPROVED BUDGET	ESTIMATE AT COMPLETION	BOND FUNDING	OTHER FUNDING	BOND SPENT	OTHER SPENT	BUDGET SPENT
PRE-DEVELOPMENT	\$0	\$0	\$0	\$0	\$0	\$0	\$0	-
CONCEPTUAL	\$0	\$0	\$0	\$0	\$0	\$0	\$0	-
ENVIRONMENTAL	\$0	\$0	\$0	\$0	\$0	\$0	\$0	-
DETAIL DESIGN	\$323,030	\$323,030	\$323,030	\$0	\$323,030	\$0	\$323,030	100.0%
CONSTRUCTION	\$1,257,389	\$1,257,389	\$1,257,389	\$450,000	\$680,389	\$354,957	\$221,003	45.8%
PROJECT TOTALS	\$1,580,419	\$1,580,419	\$1,580,419	\$450,000	\$1,003,419	\$354,957	\$544,033	56.9%

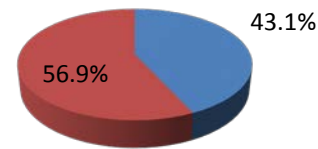
Funding Series Detail: \$0 2012B, \$450,000 2013, \$0 2014
 Expenditure Series Detail: \$0 2012B, \$354,957 2013, \$0 2014

Approved Budget By Phase



- PRE-DEVELOPMENT ■ CONCEPTUAL
- ENVIRONMENTAL ■ DETAIL DESIGN
- CONSTRUCTION

Budget Spent vs. Approved Budget Remaining



- Remaining ■ Spent

Project Phase	Start	Finish	2014												2015												2016												2017											
			J	F	M	A	M	J	J	A	S	O	N	D	J	F	M	A	M	J	J	A	S	O	N	D	J	F	M	A	M	J	J	A	S	O	N	D	J	F	M	A	M	J	J	A	S	O	N	D
PRE-DEVELOPMENT																																																		
Forecast/Actual																																																		
Approved																																																		
Baseline																																																		
CONCEPTUAL																																																		
Forecast/Actual																																																		
Approved																																																		
Baseline																																																		
ENVIRONMENTAL																																																		
Forecast/Actual																																																		
Approved																																																		
Baseline																																																		
DETAIL DESIGN																																																		
Forecast/Actual	03/01/10	08/01/14																																																
Approved	03/01/10	08/01/14																																																
Baseline	03/01/10	08/01/14																																																
CONSTRUCTION																																																		
Forecast/Actual	03/01/15	06/30/16																																																
Approved	03/01/15	03/01/16																																																
Baseline	03/01/15	03/01/16																																																
CONTRACT CLOSEOUT																																																		
Forecast/Actual	07/31/16	10/31/16																																																
Approved	07/31/16	12/01/16																																																
Baseline	07/31/16	12/01/16																																																

Polk Streetscape

A component of the large Polk Streetscape Project is to implement aesthetic and safety improvements for all users of Polk Street between McAllister and Union Streets, a 20 block segment. Specific improvements include pedestrian bulbouts at Polk and California, and full traffic signal upgrades along Polk Street at Turk, Eddy, Ellis, and Geary.

PROJECT INITIATION: **November 1, 2014**
 CURRENT PROJECT PHASE: **Procurement**

PROJECT MANAGER: **Matt Lasky** 701-5228
 PROJECT ENGINEER:
 RESIDENT ENGINEER:

CONTRACTOR:

CONTRACT AWARD DATE:	CONTRACT AWARD VALUE:
NOTICE TO PROCEED:	MODIFICATIONS TO-DATE: \$0
SUBSTANTIAL COMPLETION:	TOTAL CONTRACT VALUE:
FINAL COMPLETION:	% MODIFICATION:

ACCOMPLISHMENTS THIS PERIOD:

- Continued outreach for project
- Project out to bid and selecting contractor
- Additional legislation for the project approved by SFMTAB

UPCOMING PROJECT MILESTONES: (3 MONTH LOOK-AHEAD)

- Continue coordinating outreach with SFPW
- Award Contract

PROJECT CHALLENGES / AREAS OF CONCERN:

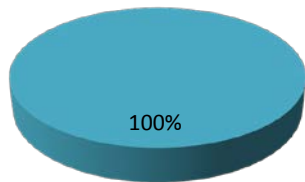
- Somewhat controversial project for public, requires large amount of outreach and coordination with key stakeholders.
- Continued and consistent coordination with SFPW, Planning and PUC.
- Project timeline overlaps with Van Ness and Lombard Street. Coordination required to minimize interruptions to pedestrians, bikes, transit and vehicles.

Polk Streetscape

PROJECT PHASE	BASELINE BUDGET	APPROVED BUDGET	ESTIMATE AT COMPLETION	BOND FUNDING	OTHER FUNDING	BOND SPENT	OTHER SPENT	BUDGET SPENT
PRE-DEVELOPMENT	\$0	\$0	\$0	\$0	\$0	\$0	\$0	-
CONCEPTUAL	\$0	\$0	\$0	\$0	\$0	\$0	\$0	-
ENVIRONMENTAL	\$0	\$0	\$0	\$0	\$0	\$0	\$0	-
DETAIL DESIGN	\$0	\$0	\$0	\$0	\$0	\$0	\$0	-
CONSTRUCTION	\$883,750	\$883,750	\$883,750	\$2,239,280	\$0	\$147,928	\$0	16.7%
PROJECT TOTALS	\$883,750	\$883,750	\$883,750	\$2,239,280	\$0	\$147,928	\$0	16.7%

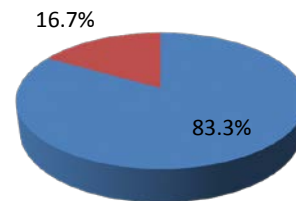
Funding Series Detail: \$0 2012B, \$0 2013, \$2,239,280 2014
 Expenditure Series Detail: \$0 2012B, \$0 2013, \$147,928 2014

Approved Budget By Phase



- PRE-DEVELOPMENT
- CONCEPTUAL
- ENVIRONMENTAL
- DETAIL DESIGN
- CONSTRUCTION

Budget Spent vs. Approved Budget Remaining



- Remaining
- Spent

Project Phase	Start	Finish	2014				2015				2016				2017													
			J	F	M	A	M	J	J	A	S	O	N	D	J	F	M	A	M	J	J	A	S	O	N	D		
PRE-DEVELOPMENT																												
Forecast/Actual																												
Approved																												
Baseline																												
CONCEPTUAL																												
Forecast/Actual																												
Approved																												
Baseline																												
ENVIRONMENTAL																												
Forecast/Actual																												
Approved																												
Baseline																												
DETAIL DESIGN																												
Forecast/Actual	11/01/14	12/31/15																										
Approved	01/15/15	11/01/15																										
Baseline	01/15/15	11/01/15																										
CONSTRUCTION																												
Forecast/Actual	10/31/16	10/31/18																										
Approved																												
Baseline																												
CONTRACT CLOSEOUT																												
Forecast/Actual																												
Approved																												
Baseline																												

Procurement of Light Rail Vehicles

To procure up to 260 light rail vehicles (LRVs). The project scope includes the design, manufacture, delivery and test of LRVs. Also included are spare parts, special tools, training, documentation and associated services. This procurement includes the purchase of 151 LRVs to replace the existing fleet, 24 LRVs to start new revenue service on Central Subway Extension and to handle current demand, and 85 LRVs to accommodate projected ridership increase in the coming ten years. The new vehicles will be delivered as follows: Phase I (24 Base Order Vehicles) and Phase II (151 Base Order Vehicles – 25-175). The Optional Delivery Phase includes the purchase of up to 85 LRVs.

The Detail Design budget was adjusted to reflect design work being performed under another SFMTA project.

Current approved budget is for Phase I.

PROJECT INITIATION:	December 1, 2012	PROJECT MANAGER:	Trinh Nguyen	(415) 701-4602
CURRENT PROJECT PHASE:	Contract Initiation (Construction)	PROJECT ENGINEER:		
		RESIDENT ENGINEER:		

CONTRACTOR: Siemens Industry Inc

CONTRACT AWARD DATE:	September 19, 2014	CONTRACT AWARD VALUE:	\$1,192,651,577
NOTICE TO PROCEED:	September 30, 2014	MODIFICATIONS TO-DATE:	\$2
SUBSTANTIAL COMPLETION:	December 30, 2018	TOTAL CONTRACT VALUE:	\$1,192,651,579
FINAL COMPLETION:	December 30, 2021	% MODIFICATION:	

ACCOMPLISHMENTS THIS PERIOD:

- Four out of five Final Design Reviews have been completed.
- Milestones 2A and 7A were processed for payment.
- Modification No. 2 was completed.
- Production of first vehicles continue and girders are complete.

UPCOMING PROJECT MILESTONES: (3 MONTH LOOK-AHEAD)

- Completion of Milestones 1B, 1C, 2C for first vehicles.
- Complete last group of Final Design Reviews.
- Continue First Article Inspections and type testing.
- Continue working on identifying additional needed funds.

PROJECT CHALLENGES / AREAS OF CONCERN:

- Working with parallel projects such as radio replacement, fare collection, Clipper and ATCS upgrades remains the biggest challenge.
- SFMTA worked with Siemens to streamline the design review process to minimize the design/production schedule overlap.
- Continue efforts to identify funding sources including State Cap and Trade funds.

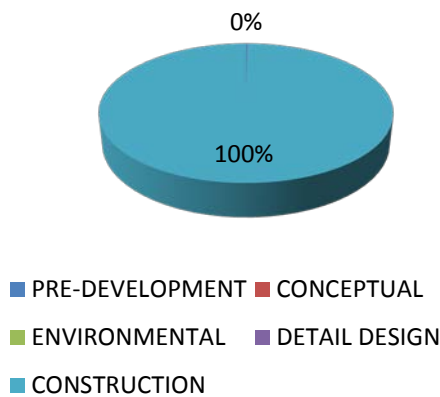
Procurement of Light Rail Vehicles

PROJECT PHASE	BASELINE BUDGET	APPROVED BUDGET	ESTIMATE AT COMPLETION	BOND FUNDING	OTHER FUNDING	BOND SPENT	OTHER SPENT	BUDGET SPENT
PRE-DEVELOPMENT	\$0	\$0	\$0	\$0	\$0	\$0	\$0	-
CONCEPTUAL	\$0	\$0	\$0	\$0	\$0	\$0	\$0	-
ENVIRONMENTAL	\$0	\$0	\$0	\$0	\$0	\$0	\$0	-
DETAIL DESIGN	\$2,000,000	\$2,000,000	\$0	\$0	\$0	\$0	\$0	0.0%
CONSTRUCTION	\$1,424,473,226	\$1,424,473,226	\$1,424,473,226	\$14,772,460	\$139,153,142	\$5,182,959	\$2,168,915	0.5%
PROJECT TOTALS	\$1,426,473,226	\$1,426,473,226	\$1,424,473,226	\$14,772,460	\$139,153,142	\$5,182,959	\$2,168,915	0.5%

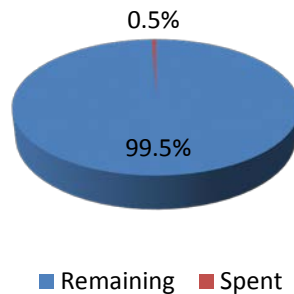
Funding Series Detail: \$0 2012B, \$12,500,000 2013, \$2,272,460 2014

Expenditure Series Detail: \$0 2012B, \$5,182,959 2013, \$0 2014

Approved Budget By Phase



Budget Spent vs. Approved Budget Remaining



Project Phase	Start	Finish	2014				2015				2016				2017												
			J	F	M	A	M	J	J	A	S	O	N	D	J	F	M	A	M	J	J	A	S	O	N	D	
PRE-DEVELOPMENT																											
Forecast/Actual																											
Approved																											
Baseline																											
CONCEPTUAL																											
Forecast/Actual																											
Approved																											
Baseline																											
ENVIRONMENTAL																											
Forecast/Actual																											
Approved																											
Baseline																											
DETAIL DESIGN																											
Forecast/Actual	10/01/12	06/30/13																									
Approved	10/01/12	06/30/13																									
Baseline	10/01/12	06/30/13																									
CONSTRUCTION																											
Forecast/Actual	07/01/14	12/30/18																									
Approved	07/01/14	12/30/18																									
Baseline	07/01/14	12/30/18																									
CONTRACT CLOSEOUT																											
Forecast/Actual	01/01/19	12/30/21																									
Approved	01/01/19	12/30/21																									
Baseline	01/01/19	12/30/21																									

Radio Replacement

This project will replace and modernize SFMTA’s radio communication system using 700 MHz voice and 800 MHz data channels as the basis for the communication network. The new system will utilize four base station sites and will meet the regional Intelligent Transportation Standard and the P25 interoperability criteria.

PROJECT INITIATION: January 2, 2012
 CURRENT PROJECT PHASE: Construction

PROJECT MANAGER: Frank Lau 415-701-4267
 PROJECT ENGINEER: Qingwen Xi 415-701-4268
 RESIDENT ENGINEER: Ernest Ezeoha 415-472-6296

CONTRACTOR: Harris Corporation

CONTRACT AWARD DATE: April 17, 2012	CONTRACT AWARD VALUE: \$91,700,642
NOTICE TO PROCEED: April 17, 2012	MODIFICATIONS TO-DATE: \$5,052,584
SUBSTANTIAL COMPLETION: January 18, 2017	TOTAL CONTRACT VALUE: \$96,753,226
FINAL COMPLETION: March 31, 2017	% MODIFICATION:

ACCOMPLISHMENTS THIS PERIOD:

Bayview Park site: site construction was at 90% complete. One Market Plaza (OMP) base station site: Radio basestation system was on the air and in final configuration. Forest Hill Site: Radio basestation was on the air and in final configuration. Central Radio Site (CRS) at Twin Peaks: Radio basestation was on the air and in final configuration. Performed work at the outer wall as part of unforeseen site condition repair but the new wall still has water leak problem. 1455 Market Street: site construction was at 98% complete. CAD/AVL system and radio system were still in testing and configured. The systems were partially operational for some CAD/AVL and field radio coverage testing. Lenox Way, Cable Car Barn, Woods, Kirkland, Presidio, Green, Flynn and Potrero facility construction was at substantial completion. MME, Islais Creek and Cameron Beach were at 95% complete. Subway antenna system installation and testing in the tunnel were in progress, and station installations were in progress as well. Tunnel work was 97% complete. Station work was at 60% complete. Harris completed 11 units of First of the Kind new radio installation on 11 vehicle types with about 5% to 10% of punchlist work remaining. Harris used the vehicles for field system testing. Project team worked with Transit on the interim radio installation and worked with Department of Emergency Management to program the interim radio into the City-wide radio system. Harris completed 30 plus new vehicle installations. Radio antenna and fiber installation at Sunset Tunnel is at 99% complete. Carl Sunstation work was started but was put in hold because of the existing site condition. Harris was working on changing the equipment installation location.

UPCOMING PROJECT MILESTONES: (3 MONTH LOOK-AHEAD)

complete site construction work

PROJECT CHALLENGES / AREAS OF CONCERN:

Harris the Contractor has been losing key personnel from the project, which contributed to the overall project delay.

Radio Replacement

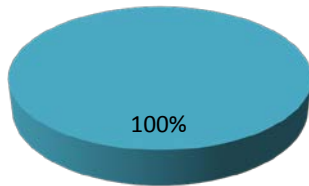
PROJECT PHASE	BASILINE BUDGET	APPROVED BUDGET	ESTIMATE AT COMPLETION	BOND FUNDING	OTHER FUNDING	BOND SPENT	OTHER SPENT	BUDGET SPENT
PRE-DEVELOPMENT	\$0	\$0	\$0	\$0	\$0	\$0	\$0	-
CONCEPTUAL	\$0	\$0	\$0	\$0	\$0	\$0	\$0	-
ENVIRONMENTAL	\$0	\$0	\$0	\$0	\$0	\$0	\$0	-
DETAIL DESIGN	\$0	\$0	\$0	\$0	\$0	\$0	\$0	-
CONSTRUCTION	\$128,026,740	\$128,026,740	\$128,026,740	\$11,000,000	\$101,840,526	\$0	\$35,985,007	28.1%
PROJECT TOTALS	\$128,026,740	\$128,026,740	\$128,026,740	\$11,000,000	\$101,840,526	\$0	\$35,985,007	28.1%

Funding Series Detail: \$0 2012B, \$2,000,000 2013, \$9,000,000 2014

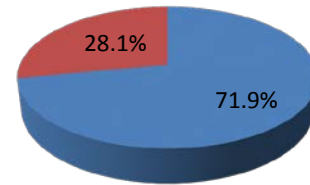
Expenditure Series Detail: \$0 2012B, \$0 2013, \$0 2014

Budget Spent vs. Approved Budget Remaining

Approved Budget By Phase



- PRE-DEVELOPMENT ■ CONCEPTUAL
- ENVIRONMENTAL ■ DETAIL DESIGN
- CONSTRUCTION



- Remaining ■ Spent

Project Phase	Start	Finish	2014												2015												2016												2017											
			J	F	M	A	M	J	J	A	S	O	N	D	J	F	M	A	M	J	J	A	S	O	N	D	J	F	M	A	M	J	J	A	S	O	N	D	J	F	M	A	M	J	J	A	S	O	N	D
PRE-DEVELOPMENT																																																		
Forecast/Actual																																																		
Approved																																																		
Baseline																																																		
CONCEPTUAL																																																		
Forecast/Actual																																																		
Approved																																																		
Baseline																																																		
ENVIRONMENTAL																																																		
Forecast/Actual																																																		
Approved																																																		
Baseline																																																		
DETAIL DESIGN																																																		
Forecast/Actual																																																		
Approved																																																		
Baseline																																																		
CONSTRUCTION																																																		
Forecast/Actual	04/17/12	01/18/17																																																
Approved	07/31/15	01/18/17																																																
Baseline	07/31/15	01/18/17																																																
CONTRACT CLOSEOUT																																																		
Forecast/Actual																																																		
Approved	01/18/17	03/31/17																																																
Baseline	01/18/17	03/31/17																																																

Safe Routes to School Projects - Alamo Elementary

Construct bus bulb-outs at the intersection on California Street at 21st Avenue, construct pedestrian refuge islands on California Street at 21st and 24th Avenues, construct speed humps on 22nd and 23rd Avenues between California and Clement Streets, install pedestrian countdown signals on 25th Avenue at Lake and California Streets, and install bicycle racks at Alamo Elementary School.

PROJECT INITIATION: June 1, 2008	PROJECT MANAGER: Adrian Leung (415)749-2538
CURRENT PROJECT PHASE: Completed Project	PROJECT ENGINEER: Josef Munoz (415)554-8284
	RESIDENT ENGINEER: Amy Lam (415)437-7048

CONTRACTOR: Bay Area Lightworks, 1460 Yosemite Ave, San Francisco, CA 94124

CONTRACT AWARD DATE: April 30, 2015	CONTRACT AWARD VALUE: \$304,779
NOTICE TO PROCEED: June 11, 2015	MODIFICATIONS TO-DATE: N/A
SUBSTANTIAL COMPLETION: October 1, 2015	TOTAL CONTRACT VALUE:
FINAL COMPLETION: October 1, 2015	% MODIFICATION:

ACCOMPLISHMENTS THIS PERIOD:

Construction completed 100%.

UPCOMING PROJECT MILESTONES: (3 MONTH LOOK-AHEAD)

Contract close-out.

PROJECT CHALLENGES / AREAS OF CONCERN:

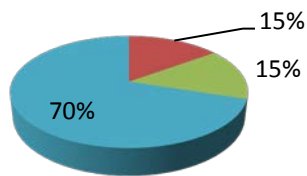
None to report.

Safe Routes to School Projects - Alamo Elementary

PROJECT PHASE	BASELINE BUDGET	APPROVED BUDGET	ESTIMATE AT COMPLETION	BOND FUNDING	OTHER FUNDING	BOND SPENT	OTHER SPENT	BUDGET SPENT
PRE-DEVELOPMENT	\$0	\$0	\$0	\$0	\$0	\$0	\$0	-
CONCEPTUAL	\$132,175	\$132,175	\$130,161	\$0	\$132,175	\$0	\$130,161	98.5%
ENVIRONMENTAL	\$132,175	\$132,175	\$114,674	\$0	\$132,175	\$0	\$10,525	8.0%
DETAIL DESIGN	\$0	\$0	\$0	\$0	\$0	\$0	\$0	-
CONSTRUCTION	\$619,458	\$619,458	\$619,458	\$87,800	\$426,183	\$64,716	\$443,223	82.0%
PROJECT TOTALS	\$883,808	\$883,808	\$864,293	\$87,800	\$690,533	\$64,716	\$583,909	73.4%

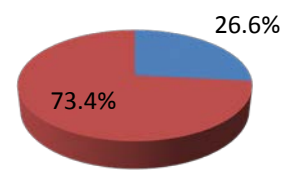
Funding Series Detail: \$0 2012B, \$87,800 2013, \$0 2014
 Expenditure Series Detail: \$0 2012B, \$64,716 2013, \$0 2014

Approved Budget By Phase



- PRE-DEVELOPMENT
- CONCEPTUAL
- ENVIRONMENTAL
- DETAIL DESIGN
- CONSTRUCTION

Budget Spent vs. Approved Budget Remaining



- Remaining
- Spent

Project Phase	Start	Finish	2014												2015												2016												2017											
			J	F	M	A	M	J	J	A	S	O	N	D	J	F	M	A	M	J	J	A	S	O	N	D	J	F	M	A	M	J	J	A	S	O	N	D	J	F	M	A	M	J	J	A	S	O	N	D
PRE-DEVELOPMENT																																																		
Forecast/Actual																																																		
Approved																																																		
Baseline																																																		
CONCEPTUAL																																																		
Forecast/Actual	06/01/08	02/01/12																																																
Approved	06/01/08	02/01/12																																																
Baseline	06/01/08	02/01/12																																																
ENVIRONMENTAL																																																		
Forecast/Actual	03/01/12	12/18/12																																																
Approved	03/01/12	12/18/12																																																
Baseline	03/01/12	12/18/12																																																
DETAIL DESIGN																																																		
Forecast/Actual																																																		
Approved																																																		
Baseline																																																		
CONSTRUCTION (including DETAIL DESIGN Activities)																																																		
Forecast/Actual	01/01/13	10/01/15																																																
Approved	01/01/13	12/01/15																																																
Baseline	01/01/13	12/01/15																																																
CONTRACT CLOSEOUT																																																		
Forecast/Actual	10/01/15	04/01/16																																																
Approved	12/31/15	12/31/16																																																
Baseline	12/31/15	12/31/16																																																

Safe Routes to School Projects - Denman

The SFMTA will construct pedestrian safety improvements in the vicinity of James Denman Middle School in District. Work includes: Ocean/Otsego; Sidewalk widening (Bulbouts), ADA Curb Ramps, and Sewer; Alemany/Onondaga; Sidewalk Corner Extensions (Bulbouts), Traffic Signal Upgrades (New poles and heads, APS, Ped count Down signals) ADA Curb Ramps, and Sewer Work.

PROJECT INITIATION: June 1, 2012
 CURRENT PROJECT PHASE: Detailed Design

PROJECT MANAGER: Adrian Leung (415)749-2538
 PROJECT ENGINEER: Thet Maung (415)554-8261
 RESIDENT ENGINEER: Amy Lam (415)437-7048

CONTRACTOR:

CONTRACT AWARD DATE:	CONTRACT AWARD VALUE:
NOTICE TO PROCEED:	MODIFICATIONS TO-DATE: \$0
SUBSTANTIAL COMPLETION:	TOTAL CONTRACT VALUE:
FINAL COMPLETION:	% MODIFICATION:

ACCOMPLISHMENTS THIS PERIOD:

Advertised contract, conducted pre-bid meeting and evaluated bids

UPCOMING PROJECT MILESTONES: (3 MONTH LOOK-AHEAD)

Award construction contract and issue notice to proceed with construction.

PROJECT CHALLENGES / AREAS OF CONCERN:

None to report.

Safe Routes to School Projects - Denman

PROJECT PHASE	BASELINE BUDGET	APPROVED BUDGET	ESTIMATE AT COMPLETION	BOND FUNDING	OTHER FUNDING	BOND SPENT	OTHER SPENT	BUDGET SPENT
PRE-DEVELOPMENT	\$0	\$0	\$0	\$0	\$0	\$0	\$0	-
CONCEPTUAL	\$0	\$0	\$0	\$0	\$0	\$0	\$0	-
ENVIRONMENTAL	\$0	\$0	\$0	\$0	\$0	\$0	\$0	-
DETAIL DESIGN	\$230,933	\$230,933	\$230,933	\$29,200	\$201,733	\$19,931	\$251,790	117.7%
CONSTRUCTION	\$1,040,595	\$0	\$0	\$0	\$1,270,575	\$0	\$0	-
PROJECT TOTALS	\$1,271,528	\$230,933	\$230,933	\$29,200	\$1,472,308	\$19,931	\$251,790	117.7%

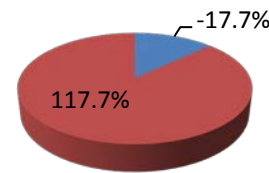
Funding Series Detail: \$0 2012B, \$29,200 2013, \$0 2014
 Expenditure Series Detail: \$0 2012B, \$19,931 2013, \$0 2014

Approved Budget By Phase



- PRE-DEVELOPMENT
- ENVIRONMENTAL
- CONSTRUCTION
- CONCEPTUAL
- DETAIL DESIGN

Budget Spent vs. Approved Budget Remaining



- Remaining
- Spent

Project Phase	Start	Finish	2014												2015												2016												2017											
			J	F	M	A	M	J	J	A	S	O	N	D	J	F	M	A	M	J	J	A	S	O	N	D	J	F	M	A	M	J	J	A	S	O	N	D	J	F	M	A	M	J	J	A	S	O	N	D
PRE-DEVELOPMENT																																																		
Forecast/Actual																																																		
Approved																																																		
Baseline																																																		
CONCEPTUAL																																																		
Forecast/Actual																																																		
Approved																																																		
Baseline																																																		
ENVIRONMENTAL																																																		
Forecast/Actual																																																		
Approved																																																		
Baseline																																																		
DETAIL DESIGN																																																		
Forecast/Actual	01/01/15	06/30/15																																																
Approved	01/01/15	06/30/15																																																
Baseline	01/01/15	06/30/15																																																
CONSTRUCTION																																																		
Forecast/Actual																																																		
Approved	01/01/16	12/30/16																																																
Baseline	03/15/16	12/31/16																																																
CONTRACT CLOSEOUT																																																		
Forecast/Actual																																																		
Approved	12/31/16	06/30/17																																																
Baseline	12/31/16	06/30/17																																																

Safe Routes to School Projects - Tenderloin

Construct pedestrian safety improvements in the vicinity of the Tenderloin Community Elementary School, a public elementary school in District 6 along Turk Street from Hyde to Franklin Streets. This project includes bus bulbs and curb bulbs with curb ramps, continental crosswalks and advanced stop bars.

PROJECT INITIATION: January 14, 2015
 CURRENT PROJECT PHASE: Construction

PROJECT MANAGER: Laura Stonehill (415) 701-4789
 PROJECT ENGINEER: Amy Lam (415) 437-7048
 RESIDENT ENGINEER: Alfredo Tio (DPW) (415) 554-8351

CONTRACTOR: CF Contracting

CONTRACT AWARD DATE: December 8, 2015
 NOTICE TO PROCEED: January 4, 2016
 SUBSTANTIAL COMPLETION: June 1, 2016
 FINAL COMPLETION: July 1, 2016

CONTRACT AWARD VALUE: \$488,054
 MODIFICATIONS TO-DATE: none
 TOTAL CONTRACT VALUE:
 % MODIFICATION:

ACCOMPLISHMENTS THIS PERIOD:

Construction is ongoing.

UPCOMING PROJECT MILESTONES: (3 MONTH LOOK-AHEAD)

Construction is anticipated to finish this summer.

PROJECT CHALLENGES / AREAS OF CONCERN:

Bulb design is being slightly modified to avoid artwork on park fence and to reflect the dimensions that were legislated by the SFMTA.

Safe Routes to School Projects - Tenderloin

PROJECT PHASE	BASELINE BUDGET	APPROVED BUDGET	ESTIMATE AT COMPLETION	BOND FUNDING	OTHER FUNDING	BOND SPENT	OTHER SPENT	BUDGET SPENT
PRE-DEVELOPMENT	\$0	\$0	\$0	\$0	\$0	\$0	\$0	-
CONCEPTUAL	\$0	\$0	\$0	\$0	\$0	\$0	\$0	-
ENVIRONMENTAL	\$0	\$0	\$0	\$0	\$0	\$0	\$0	-
DETAIL DESIGN	\$159,700	\$159,700	\$159,700	\$32,200	\$0	\$31,123	\$126,182	98.5%
CONSTRUCTION	\$1,025,877	\$0	\$42,583	\$301,722	\$851,655	\$24,150	\$31,617	-
PROJECT TOTALS	\$1,185,577	\$159,700	\$202,283	\$333,922	\$851,655	\$55,273	\$157,799	133.4%

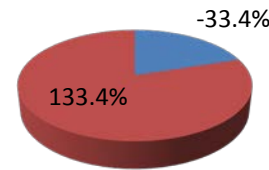
Funding Series Detail: \$0 2012B, \$333,922 2013, \$0 2014
 Expenditure Series Detail: \$0 2012B, \$55,273 2013, \$0 2014

Approved Budget By Phase



- PRE-DEVELOPMENT
- ENVIRONMENTAL
- CONSTRUCTION
- CONCEPTUAL
- DETAIL DESIGN

Budget Spent vs. Approved Budget Remaining



- Remaining
- Spent

Project Phase	Start	Finish	2014												2015												2016												2017											
			J	F	M	A	M	J	J	A	S	O	N	D	J	F	M	A	M	J	J	A	S	O	N	D	J	F	M	A	M	J	J	A	S	O	N	D	J	F	M	A	M	J	J	A	S	O	N	D
PRE-DEVELOPMENT																																																		
Forecast/Actual																																																		
Approved																																																		
Baseline																																																		
CONCEPTUAL																																																		
Forecast/Actual																																																		
Approved																																																		
Baseline																																																		
ENVIRONMENTAL																																																		
Forecast/Actual																																																		
Approved																																																		
Baseline																																																		
DETAIL DESIGN																																																		
Forecast/Actual	01/14/15	08/01/15																																																
Approved	01/14/15	08/01/15																																																
Baseline	01/14/15	08/01/15																																																
CONSTRUCTION																																																		
Forecast/Actual	08/01/15	08/01/16																																																
Approved	08/01/15	08/01/16																																																
Baseline	08/01/15	08/01/16																																																
CONTRACT CLOSEOUT																																																		
Forecast/Actual	08/01/16	12/01/16																																																
Approved	08/01/16	12/01/16																																																
Baseline	08/01/16	12/01/16																																																

Traffic Calming Improvements - Applications

Traffic Calming Spot Improvements Project (Site Specific Traffic Calming Projects -17 locations) funds the design and construction of the 2013/14 Application-Based Residential Street Traffic Calming projects (17 locations). SFMTA will complete design, legislation and construction for approximately 30 separate traffic calming devices (e.g. speed humps, speed cushions, concrete bulbs) from 17 approved separate traffic calming sites.

Update for closeout: 16 of the 17 projects have been completed, and the 17th will be completed in 2016 using other sources.

PROJECT INITIATION: **May 31, 2014**
 CURRENT PROJECT PHASE: **Closout**

PROJECT MANAGER: **Casy Hildreth** (415) 701-4817
 PROJECT ENGINEER:
 RESIDENT ENGINEER:

CONTRACTOR: **City Forces**

CONTRACT AWARD DATE:	CONTRACT AWARD VALUE:
NOTICE TO PROCEED:	MODIFICATIONS TO-DATE: \$0
SUBSTANTIAL COMPLETION:	TOTAL CONTRACT VALUE:
FINAL COMPLETION:	% MODIFICATION:

ACCOMPLISHMENTS THIS PERIOD:

Determined remaining location to be constructed will be funded by other sources - Project completed.

Upcoming Project Milestones (3 Month Look-Ahead)

Closeout Project

PROJECT CHALLENGES / AREAS OF CONCERN:

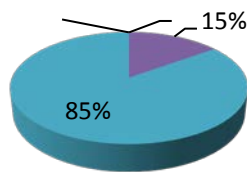
None.

Traffic Calming Improvements - Applications

PROJECT PHASE	BASELINE BUDGET	APPROVED BUDGET	ESTIMATE AT COMPLETION	BOND FUNDING	OTHER FUNDING	BOND SPENT	OTHER SPENT	BUDGET SPENT
PRE-DEVELOPMENT	\$0	\$0	\$0	\$0	\$0	\$0	\$0	-
CONCEPTUAL	\$0	\$0	\$0	\$0	\$0	\$0	\$0	-
ENVIRONMENTAL	\$0	\$0	\$0	\$0	\$0	\$0	\$0	-
DETAIL DESIGN	\$35,460	\$35,460	\$110,460	\$35,460	\$0	\$74,551	\$0	210.2%
CONSTRUCTION	\$200,940	\$200,940	\$125,940	\$200,940	\$0	\$160,104	\$0	79.7%
PROJECT TOTALS	\$236,400	\$236,400	\$236,400	\$236,400	\$0	\$234,655	\$0	99.3%

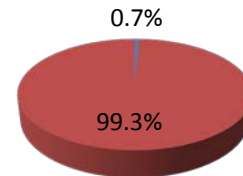
Funding Series Detail: \$0 2012B, \$236,400 2013, \$0 2014
 Expenditure Series Detail: \$0 2012B, \$234,655 2013, \$0 2014

Approved Budget By Phase



- PRE-DEVELOPMENT
- ENVIRONMENTAL
- CONSTRUCTION
- CONCEPTUAL
- DETAIL DESIGN

Budget Spent vs. Approved Budget Remaining



- Remaining
- Spent

Project Phase	Start	Finish	2014												2015												2016												2017											
			J	F	M	A	M	J	J	A	S	O	N	D	J	F	M	A	M	J	J	A	S	O	N	D	J	F	M	A	M	J	J	A	S	O	N	D	J	F	M	A	M	J	J	A	S	O	N	D
PRE-DEVELOPMENT																																																		
Forecast/Actual																																																		
Approved																																																		
Baseline																																																		
CONCEPTUAL																																																		
Forecast/Actual																																																		
Approved																																																		
Baseline																																																		
ENVIRONMENTAL																																																		
Forecast/Actual																																																		
Approved																																																		
Baseline																																																		
DETAIL DESIGN																																																		
Forecast/Actual	07/01/14	02/28/15																																																
Approved	07/01/14	12/31/14																																																
Baseline	07/01/14	12/31/14																																																
CONSTRUCTION																																																		
Forecast/Actual	03/01/15	04/30/15																																																
Approved	01/01/15	04/30/15																																																
Baseline	01/01/15	04/30/15																																																
CONTRACT CLOSEOUT																																																		
Forecast/Actual	07/01/15	10/01/16																																																
Approved	07/01/15	12/30/15																																																
Baseline	01/01/15	06/30/15																																																

Traffic Calming Improvements - Area Wide

Backlog of Area Wide Traffic Calming projects - (49 locations) (\$777,700): Planning, design, legislation and construction for 49 separate traffic calming devices (e.g. speed humps, traffic islands and raised crosswalks) from 6 separate traffic calming area-wide planning projects.

PROJECT INITIATION: May 31, 2014
 CURRENT PROJECT PHASE: Detailed Design

PROJECT MANAGER: Miriam Sorell (415) 701-4770
 PROJECT ENGINEER:
 RESIDENT ENGINEER:

CONTRACTOR: City Forces, No Contract

CONTRACT AWARD DATE:	CONTRACT AWARD VALUE:
NOTICE TO PROCEED:	MODIFICATIONS TO-DATE: \$0
SUBSTANTIAL COMPLETION:	TOTAL CONTRACT VALUE:
FINAL COMPLETION:	% MODIFICATION:

ACCOMPLISHMENTS THIS PERIOD:

Ballots sent and received for Jordan Park/Laurel Heights and Central Richmond.

Construction of some measures.

Conceptual Design

UPCOMING PROJECT MILESTONES: (3 MONTH LOOK-AHEAD)

Complete legislation of speed humps and assign construction to Public Works. Continue detailed design and construction of various measures.

PROJECT CHALLENGES / AREAS OF CONCERN:

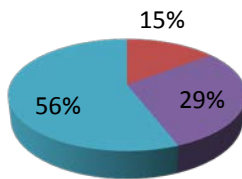
None to report.

Traffic Calming Improvements - Area Wide

PROJECT PHASE	BASELINE BUDGET	APPROVED BUDGET	ESTIMATE AT COMPLETION	BOND FUNDING	OTHER FUNDING	BOND SPENT	OTHER SPENT	BUDGET SPENT
PRE-DEVELOPMENT	\$0	\$0	\$0	\$0	\$0	\$0	\$0	-
CONCEPTUAL	\$114,268	\$114,268	\$114,268	\$114,268	\$0	\$94,080	\$0	82.3%
ENVIRONMENTAL	\$0	\$0	\$0	\$0	\$0	\$0	\$0	-
DETAIL DESIGN	\$228,532	\$228,532	\$370,686	\$228,532	\$0	\$221,214	\$0	96.8%
CONSTRUCTION	\$434,900	\$434,900	\$292,746	\$434,900	\$0	\$0	\$0	0.0%
PROJECT TOTALS	\$777,700	\$777,700	\$777,700	\$777,700	\$0	\$315,294	\$0	40.5%

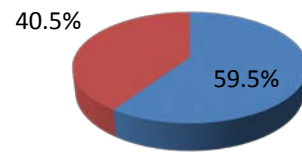
Funding Series Detail: \$0 2012B, \$777,700 2013, \$0 2014
 Expenditure Series Detail: \$0 2012B, \$315,294 2013, \$0 2014

Approved Budget By Phase



- PRE-DEVELOPMENT ■ CONCEPTUAL
- ENVIRONMENTAL ■ DETAIL DESIGN
- CONSTRUCTION

Budget Spent vs. Approved Budget Remaining



- Remaining ■ Spent

Project Phase	Start	Finish	2014												2015												2016												2017											
			J	F	M	A	M	J	J	A	S	O	N	D	J	F	M	A	M	J	J	A	S	O	N	D	J	F	M	A	M	J	J	A	S	O	N	D	J	F	M	A	M	J	J	A	S	O	N	D
PRE-DEVELOPMENT																																																		
Forecast/Actual																																																		
Approved																																																		
Baseline																																																		
CONCEPTUAL																																																		
Forecast/Actual	05/31/14	09/30/15																																																
Approved	05/31/14	09/30/14																																																
Baseline	05/31/14	09/30/14																																																
ENVIRONMENTAL																																																		
Forecast/Actual																																																		
Approved																																																		
Baseline																																																		
DETAIL DESIGN																																																		
Forecast/Actual	10/01/14	10/01/16																																																
Approved	10/01/14	02/28/15																																																
Baseline	10/01/14	02/28/15																																																
CONSTRUCTION																																																		
Forecast/Actual	01/01/16	06/30/16																																																
Approved	03/01/15	06/30/16																																																
Baseline	03/01/15	12/01/15																																																
CONTRACT CLOSEOUT																																																		
Forecast/Actual	07/01/16	12/30/16																																																
Approved	12/01/15	06/30/16																																																
Baseline	12/01/15	06/30/16																																																

Traffic Calming Improvements - Backlog Spot Improvements

Bond funds will construct various traffic islands, traffic circle, curb ramp locations and other traffic calmnig measures from the Traffic Calming backlog of projects.

PROJECT INITIATION: March 1, 2015	PROJECT MANAGER: Miriam Sorell	415.701.4770
CURRENT PROJECT PHASE: Design	PROJECT ENGINEER:	
	RESIDENT ENGINEER:	

CONTRACTOR:	
CONTRACT AWARD DATE:	CONTRACT AWARD VALUE:
NOTICE TO PROCEED:	MODIFICATIONS TO-DATE: \$0
SUBSTANTIAL COMPLETION:	TOTAL CONTRACT VALUE:
FINAL COMPLETION:	% MODIFICATION:

ACCOMPLISHMENTS THIS PERIOD:
 Continued design and legislation work on various traffic calming projects including Jordan Park and Central Richmond area wide islands.

UPCOMING PROJECT MILESTONES: (3 MONTH LOOK-AHEAD)
 Finalize legislation on various traffic calming projects; detailed design by Public Works of various traffic calming projects; construction of various traffic calming projects.

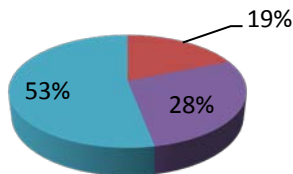
PROJECT CHALLENGES / AREAS OF CONCERN:
 None.

Traffic Calming Improvements - Backlog Spot Improvements

PROJECT PHASE	BASELINE BUDGET	APPROVED BUDGET	ESTIMATE AT COMPLETION	BOND FUNDING	OTHER FUNDING	BOND SPENT	OTHER SPENT	BUDGET SPENT
PRE-DEVELOPMENT	\$0	\$0	\$0	\$0	\$0	\$0	\$0	-
CONCEPTUAL	\$100,000	\$100,000	\$100,000	\$100,000	\$0	\$100,000	\$0	100.0%
ENVIRONMENTAL	\$0	\$0	\$0	\$0	\$0	\$0	\$0	-
DETAIL DESIGN	\$150,000	\$150,000	\$231,100	\$150,000	\$0	\$111,637	\$0	74.4%
CONSTRUCTION	\$282,400	\$282,400	\$201,300	\$282,400	\$0	\$0	\$0	0.0%
PROJECT TOTALS	\$532,400	\$532,400	\$532,400	\$532,400	\$0	\$211,637	\$0	39.8%

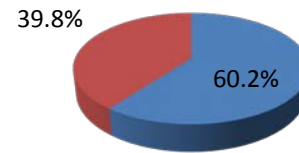
Funding Series Detail: \$0 2012B, \$532,400 2013, \$0 2014
 Expenditure Series Detail: \$0 2012B, \$211,637 2013, \$0 2014

Approved Budget By Phase



- PRE-DEVELOPMENT ■ CONCEPTUAL
- ENVIRONMENTAL ■ DETAIL DESIGN
- CONSTRUCTION

Budget Spent vs. Approved Budget Remaining



Project Phase	Start	Finish	2014				2015				2016				2017											
			J	F	M	A	M	J	J	A	S	O	N	D	J	F	M	A	M	J	J	A	S	O	N	D
PRE-DEVELOPMENT																										
Forecast/Actual	03/01/15	06/30/16																								
Approved																										
Baseline																										
CONCEPTUAL																										
Forecast/Actual	03/01/15	06/30/16																								
Approved	03/01/15	06/30/16																								
Baseline	03/01/15	06/30/16																								
ENVIRONMENTAL																										
Forecast/Actual																										
Approved																										
Baseline																										
DETAIL DESIGN																										
Forecast/Actual	07/01/15	09/30/16																								
Approved	07/01/15	09/30/16																								
Baseline	07/01/15	09/30/16																								
CONSTRUCTION																										
Forecast/Actual	01/01/16	12/31/17																								
Approved	01/01/16	12/31/16																								
Baseline	01/01/16	12/31/16																								
CONTRACT CLOSEOUT																										
Forecast/Actual																										
Approved																										
Baseline																										

Traffic Calming Improvements - Site Specific

Backlog of Site Specific Traffic Calming Projects - (27 locations) (\$497,100): Planning, design, legislation and construction for 45 separate traffic calming devices (e.g. speed humps, traffic islands) from 27 separate traffic calming applications sites. This effort will close out all remaining historical Site Specific application-based traffic calming locations.

PROJECT INITIATION: May 31, 2014
CURRENT PROJECT PHASE: Detailed Design

PROJECT MANAGER: Miriam Sorell (415) 701-4770
PROJECT ENGINEER:
RESIDENT ENGINEER:

CONTRACTOR: City Forces

CONTRACT AWARD DATE: CONTRACT AWARD VALUE:
NOTICE TO PROCEED: MODIFICATIONS TO-DATE: \$0
SUBSTANTIAL COMPLETION: TOTAL CONTRACT VALUE:
FINAL COMPLETION: % MODIFICATION:

ACCOMPLISHMENTS THIS PERIOD:

Construction is complete on all locations.
Discussing options regarding remaining funds.

UPCOMING PROJECT MILESTONES: (3 MONTH LOOK-AHEAD)

Remaining funding will be used to supplement other project work.

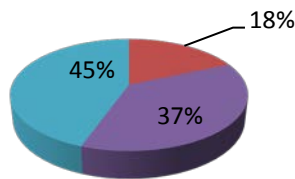
PROJECT CHALLENGES / AREAS OF CONCERN:

Traffic Calming Improvements - Site Specific

PROJECT PHASE	BASELINE BUDGET	APPROVED BUDGET	ESTIMATE AT COMPLETION	BOND FUNDING	OTHER FUNDING	BOND SPENT	OTHER SPENT	BUDGET SPENT
PRE-DEVELOPMENT	\$0	\$0	\$0	\$0	\$0	\$0	\$0	-
CONCEPTUAL	\$91,933	\$91,933	\$100,000	\$91,933	\$0	\$70,000	\$0	76.1%
ENVIRONMENTAL	\$0	\$0	\$0	\$0	\$0	\$0	\$0	-
DETAIL DESIGN	\$183,867	\$183,867	\$232,400	\$183,867	\$0	\$156,374	\$0	85.0%
CONSTRUCTION	\$221,300	\$221,300	\$164,700	\$221,300	\$0	\$153,044	\$0	69.2%
PROJECT TOTALS	\$497,100	\$497,100	\$497,100	\$497,100	\$0	\$379,418	\$0	76.3%

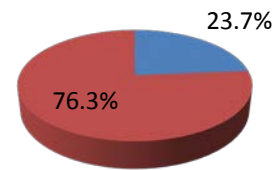
Funding Series Detail: \$0 2012B, \$497,100 2013, \$0 2014
 Expenditure Series Detail: \$0 2012B, \$379,418 2013, \$0 2014

Approved Budget By Phase



- PRE-DEVELOPMENT ■ CONCEPTUAL
- ENVIRONMENTAL ■ DETAIL DESIGN
- CONSTRUCTION

Budget Spent vs. Approved Budget Remaining



- Remaining ■ Spent

Project Phase	Start	Finish	2014												2015												2016												2017											
			J	F	M	A	M	J	J	A	S	O	N	D	J	F	M	A	M	J	J	A	S	O	N	D	J	F	M	A	M	J	J	A	S	O	N	D	J	F	M	A	M	J	J	A	S	O	N	D
PRE-DEVELOPMENT																																																		
Forecast/Actual																																																		
Approved																																																		
Baseline																																																		
CONCEPTUAL																																																		
Forecast/Actual	10/01/14	01/31/15																																																
Approved	10/01/14	01/31/15																																																
Baseline	05/31/14	09/30/14																																																
ENVIRONMENTAL																																																		
Forecast/Actual																																																		
Approved																																																		
Baseline																																																		
DETAIL DESIGN																																																		
Forecast/Actual	02/01/15	04/30/15																																																
Approved	02/01/15	04/30/15																																																
Baseline	10/01/14	02/28/15																																																
CONSTRUCTION																																																		
Forecast/Actual	05/01/15	12/01/15																																																
Approved	05/01/15	12/01/15																																																
Baseline	03/01/15	12/01/15																																																
CONTRACT CLOSEOUT																																																		
Forecast/Actual	12/01/15	03/01/16																																																
Approved	12/01/15	03/01/16																																																
Baseline	12/01/15	03/01/16																																																

Traffic Calming Program Implementation

Design engineering, legislation/ environmental clearance, neighborhood balloting, and construction of 18 traffic calming projects that were accepted as part of the 2014/2015 traffic calming program.

PROJECT INITIATION: August 1, 2014	PROJECT MANAGER: Casey Hildreth	415-701-4817
CURRENT PROJECT PHASE: Construction	PROJECT ENGINEER: Gabriel Ho	(415) 701-4456
	RESIDENT ENGINEER:	

CONTRACTOR: SFPW crews

CONTRACT AWARD DATE:	CONTRACT AWARD VALUE:
NOTICE TO PROCEED:	MODIFICATIONS TO-DATE: \$0
SUBSTANTIAL COMPLETION:	TOTAL CONTRACT VALUE:
FINAL COMPLETION:	% MODIFICATION:

ACCOMPLISHMENTS THIS PERIOD:

Construction milestone of having approximately half the locations completed; finalized design of remaining locations

UPCOMING PROJECT MILESTONES: (3 MONTH LOOK-AHEAD)

Prepare work orders for remaining locations - Public Works to continue implementaiton of remaining locations

PROJECT CHALLENGES / AREAS OF CONCERN:

None

PROJECT TITLE: Traffic Calming Program Implementation

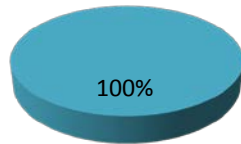
OVERALL PROJECT BUDGET DETAIL

PROJECT PHASE	BASELINE BUDGET	APPROVED BUDGET	ESTIMATE AT COMPLETION	BOND FUNDING	OTHER FUNDING	BOND SPENT	OTHER SPENT	% BUDGET SPENT
PRE-DEVELOPMENT	\$0	\$0	\$0	\$0	\$0	\$0	\$0	-
CONCEPTUAL	\$0	\$0	\$0	\$0	\$0	\$0	\$0	-
ENVIRONMENTAL	\$0	\$0	\$0	\$0	\$0	\$0	\$0	-
DETAIL DESIGN	\$0	\$0	\$0	\$0	\$0	\$0	\$0	-
CONSTRUCTION	\$400,000	\$400,000	\$0	\$400,000	\$0	\$184,744	\$0	46.2%
PROJECT TOTALS	\$400,000	\$400,000	\$0	\$400,000	\$0	\$184,744	\$0	46.2%

Funding Series Detail: \$0 2012B, \$0 2013, \$400,000 2014

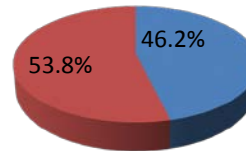
Expenditure Series Detail: \$0 2012B, \$0 2013, \$184,744 2014

Approved Budget By Phase



-
 PRE-DEVELOPMENT
-
 CONCEPTUAL
-
 ENVIRONMENTAL
-
 DETAIL DESIGN
-
 CONSTRUCTION

Approved Budget Remaining



-
 Spent
-
 Remaining

OVERALL PROJECT SCHEDULE

Project Phase	Milestone Dates		2014					2015					2016					2017																			
	Start	Finish	J	F	M	A	M	J	J	A	S	O	N	D	J	F	M	A	M	J	J	A	S	O	N	D	J	F	M	A	M	J	J	A	S	O	N
PRE-DEVELOPMENT																																					
Forecast/Actual																																					
Approved																																					
Baseline																																					
CONCEPTUAL																																					
Forecast/Actual																																					
Approved																																					
Baseline																																					
ENVIRONMENTAL																																					
Forecast/Actual																																					
Approved																																					
Baseline																																					
DETAIL DESIGN																																					
Forecast/Actual																																					
Approved																																					
Baseline																																					
CONSTRUCTION																																					
Forecast/Actual																																					
Approved																																					
Baseline	03/01/16	03/03/17																																			
CONTRACT CLOSEOUT																																					
Forecast/Actual																																					
Approved																																					
Baseline																																					

Transit Spot Improvement - 24th Street & Castro Bus Bulb Construction

A bus bulb on Castro and 24th Street will be constructed as part of the San Francisco Public Works (SFPW) 24th Street Urban Village Streetscape Project (on 24th Street from Castro to Church Streets). The streetscape project implements a concept plan developed by a neighborhood consultant. SFPW's project includes bus bulbs on 24th Street at Castro and at Noe, special paving at crosswalks, benches, planter boxes, and associated utility relocation work. The SFMTA added a bus bulb on Castro Street, eastside, at 24th Street for the 24 Divisadero trolley coach line. This bus bulb was requested by the transit operators to improve access to the bus stop due to angled parking approaching the bus stop. The work also includes traffic signal head and pole upgrades at the southwest corner and parking changes with the new bulbs on 24th Street and on Castro Street. Note: Contract details include DPW funded scope.

PROJECT INITIATION: September 1, 2014
 CURRENT PROJECT PHASE: Construction

PROJECT MANAGER: Ken Kwong (415) 701-4575
 PROJECT ENGINEER: Ken Kwong (415) 701-4575
 RESIDENT ENGINEER: Peter Chin (DPW) (415) 513-2272

CONTRACTOR: A. Ruiz Construction

CONTRACT AWARD DATE: August 7, 2014	CONTRACT AWARD VALUE: \$513,803
NOTICE TO PROCEED: January 5, 2015	MODIFICATIONS TO-DATE: \$0
SUBSTANTIAL COMPLETION: April 22, 2015	TOTAL CONTRACT VALUE: \$513,803
FINAL COMPLETION: May 22, 2015	% MODIFICATION:

ACCOMPLISHMENTS THIS PERIOD:

Project close-out is in progress. Final payment approved for payment.

UPCOMING PROJECT MILESTONES: (3 MONTH LOOK-AHEAD)

Issue final payment and complete close-out.

PROJECT CHALLENGES / AREAS OF CONCERN:

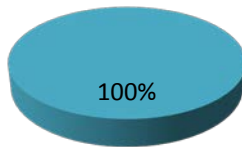
None to report.

Transit Spot Improvement - 24th Street & Castro Bus Bulb Construction

PROJECT PHASE	BASELINE BUDGET	APPROVED BUDGET	ESTIMATE AT COMPLETION	BOND FUNDING	OTHER FUNDING	BOND SPENT	OTHER SPENT	BUDGET SPENT
PRE-DEVELOPMENT	\$0	\$0	\$0	\$0	\$0	\$0	\$0	-
CONCEPTUAL	\$0	\$0	\$0	\$0	\$0	\$0	\$0	-
ENVIRONMENTAL	\$0	\$0	\$0	\$0	\$0	\$0	\$0	-
DETAIL DESIGN	\$0	\$0	\$0	\$0	\$0	\$0	\$0	-
CONSTRUCTION	\$350,000	\$350,000	\$350,000	\$295,000	\$0	\$276,044	\$0	78.9%
PROJECT TOTALS	\$350,000	\$350,000	\$350,000	\$295,000	\$0	\$276,044	\$0	78.9%

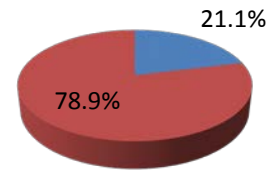
Funding Series Detail: \$0 2012B, \$295,000 2013, \$0 2014
 Expenditure Series Detail: \$0 2012B, \$276,044 2013, \$0 2014

Approved Budget By Phase



- PRE-DEVELOPMENT
- ENVIRONMENTAL
- CONSTRUCTION
- CONCEPTUAL
- DETAIL DESIGN

Budget Spent vs. Approved Budget Remaining



- Remaining
- Spent

Project Phase	Start	Finish	2014												2015												2016												2017											
			J	F	M	A	M	J	J	A	S	O	N	D	J	F	M	A	M	J	J	A	S	O	N	D	J	F	M	A	M	J	J	A	S	O	N	D	J	F	M	A	M	J	J	A	S	O	N	D
PRE-DEVELOPMENT																																																		
Forecast/Actual																																																		
Approved																																																		
Baseline																																																		
CONCEPTUAL																																																		
Forecast/Actual																																																		
Approved																																																		
Baseline																																																		
ENVIRONMENTAL																																																		
Forecast/Actual																																																		
Approved																																																		
Baseline																																																		
DETAIL DESIGN																																																		
Forecast/Actual																																																		
Approved																																																		
Baseline																																																		
CONSTRUCTION																																																		
Forecast/Actual	09/01/14	07/15/15																																																
Approved	09/01/14	12/01/14																																																
Baseline	09/01/14	12/01/14																																																
CONTRACT CLOSEOUT																																																		
Forecast/Actual	07/01/15	10/01/15																																																
Approved	12/01/14	03/01/15																																																
Baseline	12/01/14	03/01/15																																																

Transit Spot Improvement - Columbus Bus Bulbs

The construction of two bus bulbs on Columbus at Union and one on Stockton at Columbus as part of the Columbus Streetscape project. Note: Contracted as modification to Central Subway contract. Contract details for Columbus Bus Bulbs Project scope work only.

PROJECT INITIATION: January 1, 2014
 CURRENT PROJECT PHASE: Construction

PROJECT MANAGER: Sean Kennedy (415) 701-4717
 PROJECT ENGINEER:
 RESIDENT ENGINEER:

CONTRACTOR: Barnard Impregilo Healy J.V., 420 Fourth Street, San Francisco, CA 94107

CONTRACT AWARD DATE: May 1, 2014	CONTRACT AWARD VALUE: \$694,651
NOTICE TO PROCEED: June 2, 2014	MODIFICATIONS TO-DATE: \$170,000
SUBSTANTIAL COMPLETION: January 30, 2016	TOTAL CONTRACT VALUE: \$864,651
FINAL COMPLETION: August 1, 2016	% MODIFICATION:

ACCOMPLISHMENTS THIS PERIOD:

SFPW began repaving work along the corridor. The transit bulb at Columbus/Stockton will be constructed as part of the project but a specific date within the repaving window has not yet been set.

UPCOMING PROJECT MILESTONES: (3 MONTH LOOK-AHEAD)

Will coordinate construction of the transit bulb at Columbus/Stockton as part of the repaving work and identify a timeframe when the bulb will be constructing in the 1 year repaving window.

PROJECT CHALLENGES / AREAS OF CONCERN:

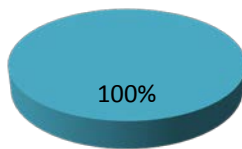
None to report.

Transit Spot Improvement - Columbus Bus Bulbs

PROJECT PHASE	BASELINE BUDGET	APPROVED BUDGET	ESTIMATE AT COMPLETION	BOND FUNDING	OTHER FUNDING	BOND SPENT	OTHER SPENT	BUDGET SPENT
PRE-DEVELOPMENT	\$0	\$0	\$0	\$0	\$0	\$0	\$0	-
CONCEPTUAL	\$0	\$0	\$0	\$0	\$0	\$0	\$0	-
ENVIRONMENTAL	\$0	\$0	\$0	\$0	\$0	\$0	\$0	-
DETAIL DESIGN	\$0	\$0	\$0	\$0	\$0	\$0	\$0	-
CONSTRUCTION	\$700,000	\$700,000	\$700,000	\$400,000	\$191,168	\$307,398	\$100,000	58.2%
PROJECT TOTALS	\$700,000	\$700,000	\$700,000	\$400,000	\$191,168	\$307,398	\$100,000	58.2%

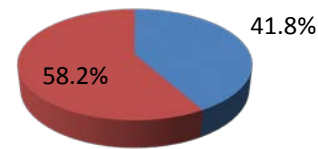
Funding Series Detail: \$0 2012B, \$400,000 2013, \$0 2014
 Expenditure Series Detail: \$0 2012B, \$307,398 2013, \$0 2014

Approved Budget By Phase



- PRE-DEVELOPMENT
- ENVIRONMENTAL
- CONSTRUCTION
- CONCEPTUAL
- DETAIL DESIGN

Budget Spent vs. Approved Budget Remaining



- Remaining
- Spent

Project Phase	Start	Finish	2014												2015												2016												2017											
			J	F	M	A	M	J	J	A	S	O	N	D	J	F	M	A	M	J	J	A	S	O	N	D	J	F	M	A	M	J	J	A	S	O	N	D	J	F	M	A	M	J	J	A	S	O	N	D
PRE-DEVELOPMENT																																																		
Forecast/Actual																																																		
Approved																																																		
Baseline																																																		
CONCEPTUAL																																																		
Forecast/Actual																																																		
Approved																																																		
Baseline																																																		
ENVIRONMENTAL																																																		
Forecast/Actual																																																		
Approved																																																		
Baseline																																																		
DETAIL DESIGN																																																		
Forecast/Actual																																																		
Approved																																																		
Baseline																																																		
CONSTRUCTION (including DETAIL DESIGN Activities)																																																		
Forecast/Actual	06/02/14	08/01/16																																																
Approved	01/01/14	01/30/16																																																
Baseline	01/01/14	01/30/16																																																
CONTRACT CLOSEOUT																																																		
Forecast/Actual	02/01/16	08/01/16																																																
Approved	02/01/16	08/01/16																																																
Baseline	02/01/16	08/01/16																																																

Transit Spot Improvement - Evans and Phelps

Build bus bulb at the intersection of Evan and Phelps in coordination with paving work under the Bayview Transportation Improvement Project. The bus bulb provides additional waiting space at the bus stop due to the narrow sidewalk. In addition, it allows the bus to fully utilize the bus stop and allow for easier boarding by customers and reduces the delay for the bus waiting to get back into traffic after boarding customers.

PROJECT INITIATION:
CURRENT PROJECT PHASE: **Design**

PROJECT MANAGER: **Ken Kwong** (415) 701-4575
PROJECT ENGINEER: **Ken Kwong** (415) 701-4575
RESIDENT ENGINEER: **TBD** TBD

CONTRACTOR: **TBD**

CONTRACT AWARD DATE: TBD	CONTRACT AWARD VALUE: TBD
NOTICE TO PROCEED: TBD	MODIFICATIONS TO-DATE: N/A
SUBSTANTIAL COMPLETION: TBD	TOTAL CONTRACT VALUE:
FINAL COMPLETION: TBD	% MODIFICATION:

ACCOMPLISHMENTS THIS PERIOD:

Bulb-out and associated parking and traffic changes approved at TASC.

UPCOMING PROJECT MILESTONES: (3 MONTH LOOK-AHEAD)

Complete traffic legislation process, complete detailed design, advertise the project in June 2016, and accept bids for the project.

PROJECT CHALLENGES / AREAS OF CONCERN:

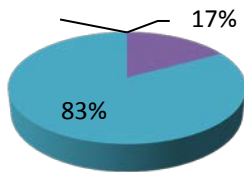
None

Transit Spot Improvement - Evans and Phelps

PROJECT PHASE	BASELINE BUDGET	APPROVED BUDGET	ESTIMATE AT COMPLETION	BOND FUNDING	OTHER FUNDING	BOND SPENT	OTHER SPENT	BUDGET SPENT
PRE-DEVELOPMENT	\$0	\$0	\$0	\$0	\$0	\$0	\$0	-
CONCEPTUAL	\$0	\$0	\$0	\$0	\$0	\$0	\$0	-
ENVIRONMENTAL	\$0	\$0	\$0	\$0	\$0	\$0	\$0	-
DETAIL DESIGN	\$33,150	\$33,150	\$33,150	\$33,150	\$0	\$0	\$0	0.0%
CONSTRUCTION	\$161,850	\$161,850	\$161,850	\$161,850	\$0	\$0	\$0	0.0%
PROJECT TOTALS	\$195,000	\$195,000	\$195,000	\$195,000	\$0	\$0	\$0	0.0%

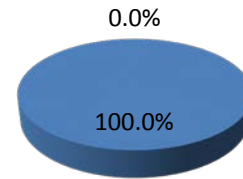
Funding Series Detail: \$0 2012B, \$0 2013, \$195,000 2014
 Expenditure Series Detail: \$0 2012B, \$0 2013, \$0 2014

Approved Budget By Phase



- PRE-DEVELOPMENT ■ CONCEPTUAL
- ENVIRONMENTAL ■ DETAIL DESIGN
- CONSTRUCTION

Budget Spent vs. Approved Budget Remaining



- Remaining ■ Spent

Project Phase	Start	Finish	2014												2015												2016												2017											
			J	F	M	A	M	J	J	A	S	O	N	D	J	F	M	A	M	J	J	A	S	O	N	D	J	F	M	A	M	J	J	A	S	O	N	D	J	F	M	A	M	J	J	A	S	O	N	D
PRE-DEVELOPMENT																																																		
Forecast/Actual																																																		
Approved																																																		
Baseline																																																		
CONCEPTUAL																																																		
Forecast/Actual																																																		
Approved																																																		
Baseline																																																		
ENVIRONMENTAL																																																		
Forecast/Actual																																																		
Approved																																																		
Baseline																																																		
DETAIL DESIGN																																																		
Forecast/Actual																																																		
Approved																																																		
Baseline																																																		
CONSTRUCTION																																																		
Forecast/Actual																																																		
Approved																																																		
Baseline																																																		
CONTRACT CLOSEOUT																																																		
Forecast/Actual																																																		
Approved																																																		
Baseline																																																		

Transit Spot Improvement - Muni Forward - 5 Fulton Mid Route Phase I

This project will implement engineering changes to reduce travel time and improve reliability on the 5 Fulton corridor along Fulton and McAllister Streets between Arguello Boulevard and Market Street. The 5 Fulton is a Rapid Network route and an important connector between the Richmond District and Downtown. The route's reliability and travel time are hampered in this segment by traffic congestion, closely spaced stops, and frequent stop signs on McAllister.

Project to be delivered as a change order to an existing SFPW McAllister Paving contract.

PROJECT INITIATION: September 12, 2013	PROJECT MANAGER: Cathal Hennessy (415) 701-4548
CURRENT PROJECT PHASE: Construction	PROJECT ENGINEER: Robert Lim (415) 701-5669
	RESIDENT ENGINEER: Robin Park (DPW) (415) 554-8351

CONTRACTOR: Esquivel Grading and Paving

CONTRACT AWARD DATE: October 29, 2014	CONTRACT AWARD VALUE: \$486,000
NOTICE TO PROCEED: October 29, 2015	MODIFICATIONS TO-DATE: \$0
SUBSTANTIAL COMPLETION: June 1, 2015	TOTAL CONTRACT VALUE: \$486,000
FINAL COMPLETION: December 31, 2015	% MODIFICATION:

ACCOMPLISHMENTS THIS PERIOD:

SFPW completed the construction contract and close out paperwork.

UPCOMING PROJECT MILESTONES: (3 MONTH LOOK-AHEAD)

Complete project close out.

PROJECT CHALLENGES / AREAS OF CONCERN:

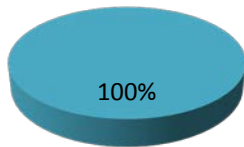
None to report.

Transit Spot Improvement - Muni Forward - 5 Fulton Mid Route Phase I

PROJECT PHASE	BASELINE BUDGET	APPROVED BUDGET	ESTIMATE AT COMPLETION	BOND FUNDING	OTHER FUNDING	BOND SPENT	OTHER SPENT	BUDGET SPENT
PRE-DEVELOPMENT	\$0	\$0	\$0	\$0	\$0	\$0	\$0	-
CONCEPTUAL	\$0	\$0	\$0	\$0	\$0	\$0	\$0	-
ENVIRONMENTAL	\$0	\$0	\$0	\$0	\$0	\$0	\$0	-
DETAIL DESIGN	\$0	\$0	\$0	\$0	\$0	\$0	\$0	-
CONSTRUCTION	\$800,000	\$800,000	\$800,000	\$800,000	\$0	\$477,554	\$0	59.7%
PROJECT TOTALS	\$800,000	\$800,000	\$800,000	\$800,000	\$0	\$477,554	\$0	59.7%

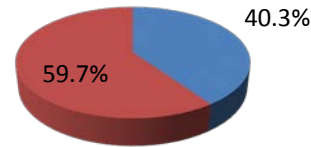
Funding Series Detail: \$0 2012B, \$800,000 2013, \$0 2014
 Expenditure Series Detail: \$0 2012B, \$477,554 2013, \$0 2014

Approved Budget By Phase



- PRE-DEVELOPMENT ■ CONCEPTUAL
- ENVIRONMENTAL ■ DETAIL DESIGN
- CONSTRUCTION

Budget Spent vs. Approved Budget Remaining



- Remaining ■ Spent

Project Phase	Start	Finish	2014				2015				2016				2017														
			J	F	M	A	M	J	J	A	S	O	N	D	J	F	M	A	M	J	J	A	S	O	N	D			
PRE-DEVELOPMENT																													
Forecast/Actual																													
Approved																													
Baseline																													
CONCEPTUAL																													
Forecast/Actual																													
Approved																													
Baseline																													
ENVIRONMENTAL																													
Forecast/Actual																													
Approved																													
Baseline																													
DETAIL DESIGN																													
Forecast/Actual																													
Approved																													
Baseline																													
CONSTRUCTION (including DETAIL DESIGN Activities)																													
Forecast/Actual	06/30/14	06/01/15																											
Approved	09/01/13	06/01/14																											
Baseline	09/01/13	06/01/14																											
CONTRACT CLOSEOUT																													
Forecast/Actual	06/01/15	12/31/15																											
Approved	06/01/15	09/01/15																											
Baseline	06/01/15	09/01/15																											

Transit Spot Improvement - Muni Forward - 5 Fulton Outer Route

This project will implement engineering changes to reduce travel time and improve reliability on the 5 Fulton corridor along Fulton between 25th Avenue and the Great Highway. The 5 Fulton is a Rapid Network route and an important connector between the Richmond District and Downtown. The route's reliability and travel time are hampered in this segment by closely spaced stops and all-way stop signs.

Project to be delivered as part of the SFPW paving renovation contract.

PROJECT INITIATION: September 12, 2013	PROJECT MANAGER: Cathal Hennessy (415) 701-4548
CURRENT PROJECT PHASE: Construction	PROJECT ENGINEER: Ophelia Lau (415) 554-8350
	RESIDENT ENGINEER: Teenchee Le (415) 990-3851

CONTRACTOR: Esquivel Grading and Paving

CONTRACT AWARD DATE: June 25, 2015	CONTRACT AWARD VALUE: \$1,038,792
NOTICE TO PROCEED: September 1, 2015	MODIFICATIONS TO-DATE: \$0
SUBSTANTIAL COMPLETION: October 24, 2016	TOTAL CONTRACT VALUE: \$1,038,792
FINAL COMPLETION: November 23, 2016	% MODIFICATION:

ACCOMPLISHMENTS THIS PERIOD:

Contractor continues with the installation of under ground utilities.

UPCOMING PROJECT MILESTONES: (3 MONTH LOOK-AHEAD)

Contractor continues active construction, primarily focusing on underground utilities.

PROJECT CHALLENGES / AREAS OF CONCERN:

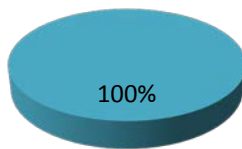
None to report.

Transit Spot Improvement - Muni Forward - 5 Fulton Outer Route

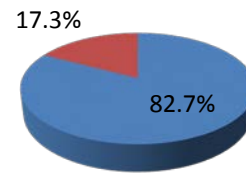
PROJECT PHASE	BASELINE BUDGET	APPROVED BUDGET	ESTIMATE AT COMPLETION	BOND FUNDING	OTHER FUNDING	BOND SPENT	OTHER SPENT	BUDGET SPENT
PRE-DEVELOPMENT	\$0	\$0	\$0	\$0	\$0	\$0	\$0	-
CONCEPTUAL	\$0	\$0	\$0	\$0	\$0	\$0	\$0	-
ENVIRONMENTAL	\$0	\$0	\$0	\$0	\$0	\$0	\$0	-
DETAIL DESIGN	\$0	\$0	\$0	\$0	\$0	\$0	\$0	-
CONSTRUCTION	\$905,000	\$905,000	\$1,200,000	\$1,505,000	\$0	\$156,184	\$0	17.3%
PROJECT TOTALS	\$905,000	\$905,000	\$1,200,000	\$1,505,000	\$0	\$156,184	\$0	17.3%

Funding Series Detail: \$0 2012B, \$1,505,000 2013, \$0 2014
 Expenditure Series Detail: \$0 2012B, \$156,184 2013, \$0 2014

Approved Budget By Phase



Budget Spent vs. Approved Budget Remaining



- PRE-DEVELOPMENT
- ENVIRONMENTAL
- CONSTRUCTION
- CONCEPTUAL
- DETAIL DESIGN

- Remaining
- Spent

Project Phase	Start	Finish	2014												2015												2016												2017											
			J	F	M	A	M	J	J	A	S	O	N	D	J	F	M	A	M	J	J	A	S	O	N	D	J	F	M	A	M	J	J	A	S	O	N	D	J	F	M	A	M	J	J	A	S	O	N	D
PRE-DEVELOPMENT																																																		
Forecast/Actual																																																		
Approved																																																		
Baseline																																																		
CONCEPTUAL																																																		
Forecast/Actual																																																		
Approved																																																		
Baseline																																																		
ENVIRONMENTAL																																																		
Forecast/Actual																																																		
Approved																																																		
Baseline																																																		
DETAIL DESIGN																																																		
Forecast/Actual																																																		
Approved																																																		
Baseline																																																		
CONSTRUCTION (including DETAIL DESIGN Activities)																																																		
Forecast/Actual	09/01/15	11/23/16																																																
Approved	09/01/13	06/01/15																																																
Baseline	09/01/13	06/01/15																																																
CONTRACT CLOSEOUT																																																		
Forecast/Actual	11/24/16	02/24/17																																																
Approved	11/24/16	02/24/17																																																
Baseline	11/24/16	02/24/17																																																

[Page Blank]



Prepared By:
Finance and Information Technology
San Francisco Municipal Transportation Agency