



Slow Streets Evaluation Survey Summary Findings

Hearst Slow Street

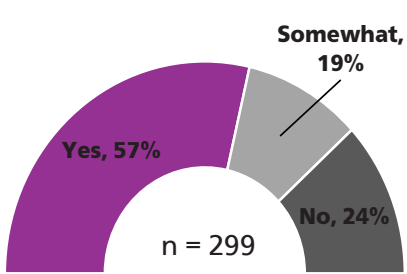
between Ridgewood Avenue and Baden Street

Date surveyed: December 2021

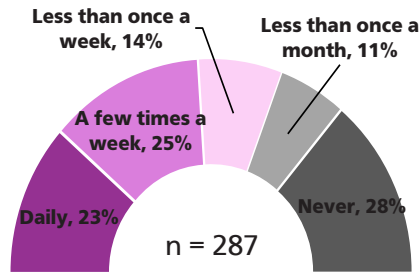
Number of Responses: 337

% Respondents that live on the street:	24%
% Respondents that live on a street that intersects with the street:	23%
% Respondents that live elsewhere in the neighborhood:	46%
% Respondents that don't live in the neighborhood but travel through or visit often:	5%
% Respondents that don't live in the neighborhood and don't travel through or visit often:	1%
% Other:	1%

Findings:

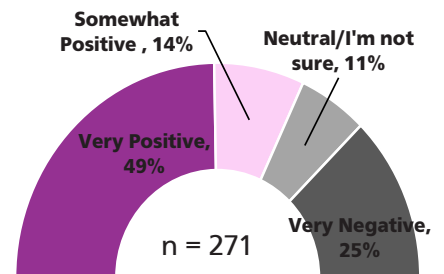


Overall, are you in support of the Slow Streets Program?

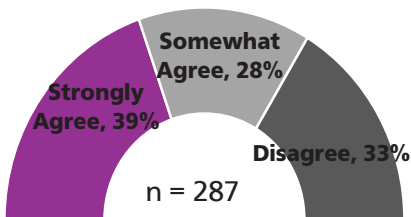


How often do you typically use the Slow Street for the following: essential travel by walk/bike, exercise, or recreation?

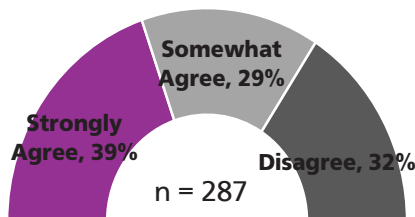
Most used activity:
Essential Travel & Recreation



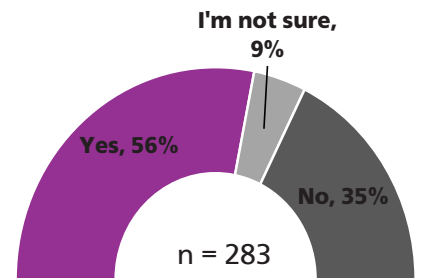
How would you rate your experience using the Slow Street?



"In terms of street traffic, the street is currently safer than before it became a slow street."



"I've noticed less traffic and fewer speeding cars since the street was designated as a Slow Street."



Would you be interested in the Slow Street becoming permanent?

Residents of the street (n= 69):
Yes: 70% | I'm not sure: 4% | No: 26%

SFMTA.com/SlowStreets

311 Free language assistance / 免費語言協助 / Ayuda gratis con el idioma / Бесплатная помощь переводчиков / Trợ giúp Thông dịch Miễn phí / Assistance linguistique gratuite / 無料の言語支援 / 무료 언어 지원 / Libreng tulong para sa wikang Filipino / การช่วยเหลือทางด้านภาษาโดยไม่เสียค่าใช้จ่าย / خط المساعدة المجاني على الرقم