

Transmittal

CS Transmittal No. 2559

To: Bernardo Bustamante
Federal Transit Administration
San Francisco Federal Building
90 7th Street, Suite 15-300
San Francisco, CA 94103-6701

From: Albert Hoe
M544.1, CSP

Project No./Contract No.:

Task No./Title: Cost/Schedule Management

Project Phase: Construction

Date: May 24, 2019


Subject: Monthly Progress Report April 2019

Sent via:	<input type="checkbox"/> mail	<input type="checkbox"/> overnight	<input type="checkbox"/> messenger	<input type="checkbox"/> hand-delivered
	<input type="checkbox"/> fax – No:		<input checked="" type="checkbox"/> email – Address:	Bernardo.Bustamante@dot.gov
The following:			For your:	
<input type="checkbox"/> copy of letter/memo	<input type="checkbox"/> estimate	<input checked="" type="checkbox"/> information/use		Due date: N/A
<input type="checkbox"/> minutes/agenda	<input type="checkbox"/> schedule	<input type="checkbox"/> action		
<input checked="" type="checkbox"/> report	<input type="checkbox"/> deliverable	<input type="checkbox"/> review/comment		
<input type="checkbox"/> presentation	<input type="checkbox"/> review comment form	<input type="checkbox"/> response to comment		
<input type="checkbox"/> cd / dvd	<input type="checkbox"/> no review comment form	<input type="checkbox"/> concurrence		
<input type="checkbox"/> specifications	<input type="checkbox"/> review comments	<input type="checkbox"/> incorporation of comments		
<input type="checkbox"/> half-size drawings	<input type="checkbox"/> response to comments	<input type="checkbox"/> verification		
<input type="checkbox"/> full-size drawings	<input type="checkbox"/> concurrence with response	<input type="checkbox"/> signature		
<input type="checkbox"/> sketches/maps/layouts	<input type="checkbox"/> verification of incorporation	<input type="checkbox"/> acceptance/approval		
<input type="checkbox"/> reference material	<input type="checkbox"/> acceptance/approval	<input type="checkbox"/> other _____		
<input type="checkbox"/> other _____				

Item No.	Copies	Description	Rev. No.	Date
1	1	Monthly Progress Report (April 2019)	1	5/24/2019

If enclosures are not as noted, kindly notify us at once.

Remarks: This Monthly Progress Report includes cost and schedule details as appendices.


Albert Hoe
Program Director (Acting)
AH: dl

cc:

Pete Hankovszky, PMOC (PHankovszky@deainc.com)
Luiz Zurinaga, SFCTA (luiz.zurinaga@sfcta.org)
Anna LaForte, SFCTA (anna.laforte@sfcta.org)
Maria Lombardo, SFCTA (maria.lombardo@sfcta.org)
Edward Reiskin, SFMTA
Andre Anderson (Andre.Anderson@dot.gov)
Edward Carranza, FTA (Edward.Carranza@dot.gov)
Bill Byrne, PMOC (BByrne@deainc.com)
SFCTA project file: Propk@sfcta.com
CS File No. M544.1.5.0340.b

Kate Breen, SFMTA
Candace Sue, SFMTA
Monique Webster, SFMTA
Eric Stassevitch, CSP
Bryant Tan, SFMTA
Billy Deeb, AON (billy.deeb@aon.com)
Ethan Veneklasen, SFMTA
Eric Chang, PMOC (ehch@deainc.com)

central subway

Building up in Chinatown

More interior structures continue to be built going from the bottom up inside the station.



Progress Report

April 2019



SFMTA

This page intentionally left blank

Table of Contents

Executive Summary	5
Key Milestones	6
Costs and Schedule	7
Costs	7
Earned Value Analysis	7
Schedule Highlights.....	8
Master Project Schedule	11
Contracts & Construction	12
Contract 1300 Stations, Surface, Track and Systems.....	13
Work Package1254 Chinatown Station	14
Work Package1253 Union Square / Market Street Station	18
Work Package1255 Yerba Buena / Moscone Station	22
Work Package1256 Systems, Trackwork & Stations	25
Program Components	27
Community Outreach	27
Quality Assurance	28
Risk Management	30
Program Safety & Security	31
Technical Capacity	33
Staffing	34
Third-Party Agreements and Licenses	35
LRV Procurement.....	35
Current Construction Activity and Progress Photos	36

See Table of Content page that follows for Cover Photo captions.

Table of Contents - continued

Appendices


Appendix A: Cost Report.....	A1
Appendix B: Schedule Report.....	B1
Appendix C: Program Overview of Scope and Funding.....	C1
Appendix D: Completed Contracts	D1
Appendix E: SBE Participation by Contract (Reported Quarterly).....	E1
Central Subway Project Contact Information.....	E5



Cover photo: A carpenter hands an associate a wooden bracket fashioned as part of concrete formwork atop the structure at the south end of the Chinatown Station platform. Critical structural elements such as emergency egress stairs, the station platform, interior walls, and reinforced concrete beams continue to be built, moving one step at a time toward the surface. **More photos can be found starting on page 36.**

Above photo: Sparks fall from a worker removing traces of lifting brackets from a strut far above the stairs and escalators at the south end of Union Square/Market Street Station.

See the Appendix E final page for CS websites hyperlinks and public outreach on line resources. The Project main web site is at: <http://www.centrlsubwaysf.com/>



A crew rebuilds concrete formwork for an entrance ramp at the south end of the 4th and Brannan surface station.

Executive Summary

Chinatown Station - Continued installing rail at Crossover Cavern and South Platform Cavern. Completed construction of vent shaft at South Platform Cavern. Completed construction of South Platform Cavern walls. Completed installing rebar for Crosscut Cavern Arch final lining. Completed construction of North Platform Cavern walls. Completed constructing collar for North Egress Shaft. Continued street work (minor), ongoing monitoring and surveying.

Union Square/Market Street Station - Platform Station: Continued construction of stairs and elevators. Continued to install fireproofing. Continued to install corridor ductwork, fire smoke dampers, and mechanical dampers at Intermediate Strut level. North Concourse: Continued to stage and set electrical switchgear equipment in Main Electrical Room. South Concourse: Continued installation of overhead electrical. Continued installation of unistrut. Began installation of metal wall framing. Began installation of channels and framing for glass panels at South Escalator walls.

Yerba Buena/Moscone Station - Completed pavement renovation at 4th and Howard. Continued installing Stairs 5, 6, and 7. Completed F/R/P of walls at Elevators 3 and 4. Continued installing emergency ventilation equipment at Station Mezzanine. Continued installing luminous ceiling at Station Concourse. Continued installing fire sprinklers in Headhouse Invert.

Surface, Track and Systems— Continued traction power conduit and other electrical conduit installation inside tunnel. Continued tunnel lighting installation. Continued walkway installation inside tunnel. Continued track and plinth construction in tunnel. Continued track pavement construction on 4th Street.

Total project costs to date are \$1,341.73 million, an increase of \$11.47 million over last month. The total cost to date equals 85.01% of the total project budget of \$1.578 billion. The Master Project Schedule forecasts a Revenue Service Date of February 2020.

The Stations Contractors' Safety Reports should show one recordable accident took place this month. The rates of work site accident incidents by the man hours worked continue to be below industry standards - see tables on page 32.

Key Milestones

Repaving the 4th and Bryant inter-section



1 Curbs and other initial elements are constructed

MILESTONE	DATE EXPECTED
General	
Revenue Service	February 2020
Contract 1300 Stations, Surface, Track, Systems	
Notice to Proceed (NTP 1)	June 17, 2013 (A)
Notice to Proceed (NTP 2)	January 12, 2014 (A)
Substantial Completion	June 30, 2018



2 A new road slab is poured in sections, followed by a layer of asphalt



3 A final touch: The red brick outline for a SFFD water cistern is placed.

Costs and Schedule

Costs (See Appendix A for Details)

The Current Cost Estimate (CCE) for the Central Subway Project is **\$1.578 billion** in year of expenditure dollars (\$YOE). This total project cost is shown at the top of Report 7.1, Program Project Budget. This capital cost projection incorporates allocated and unallocated contingencies to cover the risks associated with the project completion.

Total net incurred costs for the project are \$1,341.73 million, a \$11.47 million increase over last month. The cost to date figure reflects expenditures through FAMIS 786 Report (\$1,294.76 million) plus the utilities joint trench Form B Reimbursement payment (\$12.51 million), invoices currently being processed (\$31.25 million) and estimates of outstanding pay requests (\$3.24 million). This incurred amount equals 85.01% of the total project budget of \$1.578 billion.

The current funding level to date is \$1,531.55 million and includes Prop B Population Baseline \$13,555,032 FY2018/2019 appropriated in March 2019. This represents 97% of the total project budget.

Earned Value Analysis

In April 2019 Report, the Preliminary Earned Value Analysis reports is based on the SFMTA April Schedule Update. The Planned Value, Earned Value, Actual Cost, Percent Complete and resulting indexes as follows:

Preliminary April Earned Value

Overall Budgeted Cost:	\$1,578,300,000
Planned Value:	\$1,553,043,166
Earned Value:	\$1,338,546,750
Actual Cost:	\$1,341,730,994
Schedule Performance Index (SPI):	0.86
Cost Performance Index (CPI):	1.00
Percent Complete:	84.7%

*April 2019 Notice: The City continues to experience problems that were caused by error and inaccuracy from the transition from FAMIS to Financial System Project (FSP). An updated methodology has been implemented within the financial reporting that will provide more accurate figures for transactions occurring in fiscal year 2019.

As we continue to address these data quality problems through data cleaning, you will continue to see monthly fluctuations as we detect and remove errors and inconsistencies from data in order to improve on the quality of data so that we will be able to report accurate data.

Schedule Highlights

The Master Project Schedule (MPS) below includes progress through April 2019. The April 2019 Schedule Update submittal from Contract 1300 Contractor was not submitted as the CN1300 Contractor has not provided the updated corrections to their June 2017, through June 2018 Schedule Updates. The Contract 1300 schedule represented in this report is based on the SFMTA March 2019 Schedule Update.

The MPS shows a forecast Revenue Service Date of February 2020.


The controlling critical (longest) path of the MPS runs through the CTS Headhouse Platform Level CMU walls for PL-18, Electrical Activities within PL-18, STS Startup & Testing, Commissioning and Pre-Revenue Activities to the Baseline Finish and Revenue Service Date. See Appendix B – Longest Path. The latest schedule shows the longest path running through the Chinatown Station (CTS). Contractor is required to implement a Recovery Schedule to put the Project back on schedule.

Schedule Contingency is fully utilized on the critical path of the MPS, which is below the Minimum Schedule Contingency level of 6 months. SFMTA continues to meet with Contractor to discuss all schedule concerns and comments. The schedule shows the same completion date during this month, TPC has not been able to correctly staff the project which could potentially delay CMU walls installation within the CTS Headhouse and Electrical activities within the tunnel alignment. In order to achieve the Baseline work productivity, TPC needs to increase the number of crews assigned to electrical work, allowing concurrent work within the tunnel and stations in order to make this completion date possible. It also requires, after Substantial Completion is declared, that ATCS Startup and Testing with SFMTA Operations will be completed in 5 months. Contract 1300 Schedule shows this month a forecasted Revenue Service date of 27 February 2020.

Contract 1300 Contractor submitted fifty (50) Schedule Updates from December 2014 to March 2019. SFMTA rejected twenty seven (27) Schedule Updates from January 2016 to April 2016 and June 2016 to May 2018 due to multiple and repetitive issues that vary from incorrect working sequences to unrealistic forecasted completion dates to artificially steering the schedule longest path through certain portions of the project. SFMTA approved as noted December 2014 through December 2015, and May 2016 Schedule Updates. Contractor has been directed to develop a Recovery Schedule as required by Contract to mitigate the current forecasted project delay. The 18 month “gap” of missing Schedule Updates at the beginning of the job has interfered with efficient resolution of Contractor’s assertions of Unavoidable Delay to the project-wide Substantial Completion date, which is additionally impacting the Contractor’s review of options for schedule recovery.

Contract 1300 - WP1253 UMS / WP1254R CTS / WP1255 YBM / WP1256 STS:

The Contractor, Tutor Perini Corporation’s (TPC) baseline schedule is incorporated into the master program schedule. The preliminary SFMTA Contract 1300 March 2019 schedule is used within the March Report. The SFMTA Contract 1300 March 2019 schedule is based on the approved baseline schedule logic with adjustments made as mentioned above. The SFMTA will continue to use the SFMTA Contract 1300 schedule update as a forecasting tool going forward until the Contract 1300 Contractor submits an acceptable schedule that addresses all of SFMTA scheduling concerns.



A crew removes and cleans up steel formwork used to build sections of tunnel walkways inside the south-bound tunnel where it ends just north of the Chinatown Station platform.

Schedule Highlights - Continued

Work Package P-1254R (CTS) has performed the following work this month:

- Continued installing rail at North/South Platform Caverns
- Completed construction of vent shaft at South Platform Cavern
- Completed construction of South Platform Cavern walls
- Continued installing formwork and rebar for South Platform Concourse level
- Completed installing rebar for Crosscut Cavern Arch final lining
- Began installing formwork for Crosscut Cavern Arch final lining
- Completed construction of North Platform Cavern walls
- Continued shotcrete for slurry walls, installed drain mat and waterproofing for Platform level at Headhouse
- Continued constructing formwork and installing rebar for Intermediate level at Headhouse
- Continued placing concrete for Intermediate level slabs at Headhouse
- Continued constructing formwork and installing rebar for Lower Mezzanine level at Headhouse
- Continued placing concrete for Lower Mezzanine level slabs at Headhouse
- Began constructing box strut beams at Intermediate and Lower Mezzanine levels at Headhouse
- Completed constructing collar for North Egress Shaft
- Continued construction for electrical vaults and ductbank along West side of Stockton Street
- Continued street work (minor), ongoing monitoring and surveying

Work Package P-1253 (UMS) has performed the following work this month:

- Platform Station: Continued construction of stairs and elevators. Continued to install fireproofing. Continued to install corridor ductwork, fire smoke dampers, and mechanical dampers at Intermediate Strut Level. Continued to install CMU walls. Continued to install overhead plumbing, fire protection piping, and overhead fixture and electrical. Continued installation of unistrut for ceiling panels, overhead conduits/piping and LED Artwork. Poured Platform topping slab. Began framing for glass roof walk
- North Concourse: Continued to stage and set electrical switchgear equipment in Main Electrical Room including conduits, bus ducts and overhead piping. Continued installation of emergency fans and sound attenuators. Poured topping slab
- South Concourse: Continued installation of overhead electrical. Continued installation of unistrut. Began installation of metal wall framing. Began installation of channels and framing for glass panels at South Escalator walls

Schedule Highlights - Continued


Work Package P-1255 (YBM) has performed the following work this month:

- Completed pavement renovation work at 4th and Howard
- Continued installing Stairs 5, 6 and 7
- Completed F/R/P of walls at Elevators 3 and 4 (Headhouse Surface)
- Continued installing Headhouse Vent Shaft
- Continued F/R/P of Headhouse Mezzanine walls
- Continued in installing emergency ventilation equipment in Station Mezzanine
- Continued concrete placement in Headhouse Concourse
- Continued placing concrete block walls in Headhouse Concourse
- Continued installing luminous ceiling in Station Concourse
- Continued installing fire sprinklers in Headhouse Invert
- Continued installing overhead electrical in Headhouse Invert

Continued installing seismic joints in Station Invert

Work Package P-1256 (STS) has performed the following work this month:


- Continued traction power conduit and other electrical conduit installation inside tunnel
- Continued tunnel lighting installation
- Continued walkway installation inside tunnel
- Continued track and plinth construction in tunnel
- Continued track pavement construction on 4th Street
- Continued 4th/Brannan platform construction



Steel framing for an emergency stairwell has been installed inside the north egress shaft for Chinatown Station.

Master Project Schedule

Activity ID	Activity Name	Original Duration	Start	Finish	2019	2020	2021	2022	2023
CENTRAL SUBWAY PROJECT									
Program Level Milestones									
P-01000	Central Subway Project Start	4037	03-Jun-03 A	06-Apr-21					
M50004A	Tunnel Excavation Complete - Project Milestone #4A	0	03-Jun-03 A	27-Feb-20					
M50010	Baseline Finish Date: 12-26-2018	0		27-Feb-20*					
M50000	CSP Revenue Service Date	0		27-Feb-20*					
Preliminary Engineering Phase									
	Final Design	2801	03-Jun-03 A	07-Jun-16 A					
	Light Rail Vehicles	1911	03-Jun-19 A	17-Jun-13 A					
	Rail Excavate	3454	15-Apr-13 A	03-Jun-28					
	Construction Phase	3129	01-Aug-08 A	02-Jun-14 A					
	Construction Support and Costs	2832	04-Jun-19 A	08-Apr-21					
	Construction Utility Contract #1 - MOS & Portal CN-1250	5379	04-Jun-19 A	08-Apr-21					
	Construction Utility Contract #2 - UMS CN-1251	565	04-Jun-19 A	23-May-11 A					
	Construction Tunnel #1252	843	12-Jun-11 A	15-Oct-12 A					
	Construction ST3 P-1256 ATCS	1515	06-Jun-11 A	26-Apr-19					
	Construction CN-1900	1515	20-May-14 A	07-Jun-20					
	Construction UMS Station P-1253	1712	02-Jun-13 A	12-Jun-20					
	Construction CTS Station P-1254R	1712	17-Jun-13 A	12-Jun-20					
	Construction YBM Station P-1255	1705	17-Jun-13 A	01-Jun-20					
	Construction ST3 P-1256	1650	17-Jun-13 A	15-Oct-19					
	Project Start Up	1651	10-Jun-13 A	15-Oct-19					
	Unallocated Contingency	1650	02-Jun-13 A	15-Oct-19					
	Cost Activity Unallocated Contingency (LOE) - 1.7,500,000.00 - Contingency	138	14-Oct-19	27-Feb-20					
	Cost Activity Unallocated Contingency (LOE) - 1.7,500,000.00 - Contingency	210	26-Apr-19	27-Feb-20					



Page 1 of 1

Required Revenue Service Date: 26-May-20
Data Date: 26-Apr-19

SFMTA Central Subway Project
Master Project Schedule
Summary Schedule - April 2019



A worker welds brackets onto steel slabs while an associate prepares stacks of concrete form sections to be lifted to the surface from the concourse level of the Chinatown Station headhouse.

Contracts & Construction

Construction Contracts In Progress

Contract 1300: Combined Work Packages 1253, 1254, 1255, 1256

- Contractor: Tutor - Perini Corporation
- Amount: \$861.64 million
- Contract Status: 82.52% complete construction

Contracts Completed

[See Appendix D](#)

Contract 1250: Moscone Station and Portal Utilities Relocation

Contract 1251: Union Square/Market Street Station Utility Relocation

Contract 1277: Pagoda Theater Site Demolition (Funded separately from the CS Project budget)

Contract 1252: Central Subway Tunneling

Contract SBE Participation (Updated Quarterly) [See Appendix E](#)

Stations, Surface, Track and Systems

Contract 1300 Contractor: Tutor-Perini Corporation

Description of Work

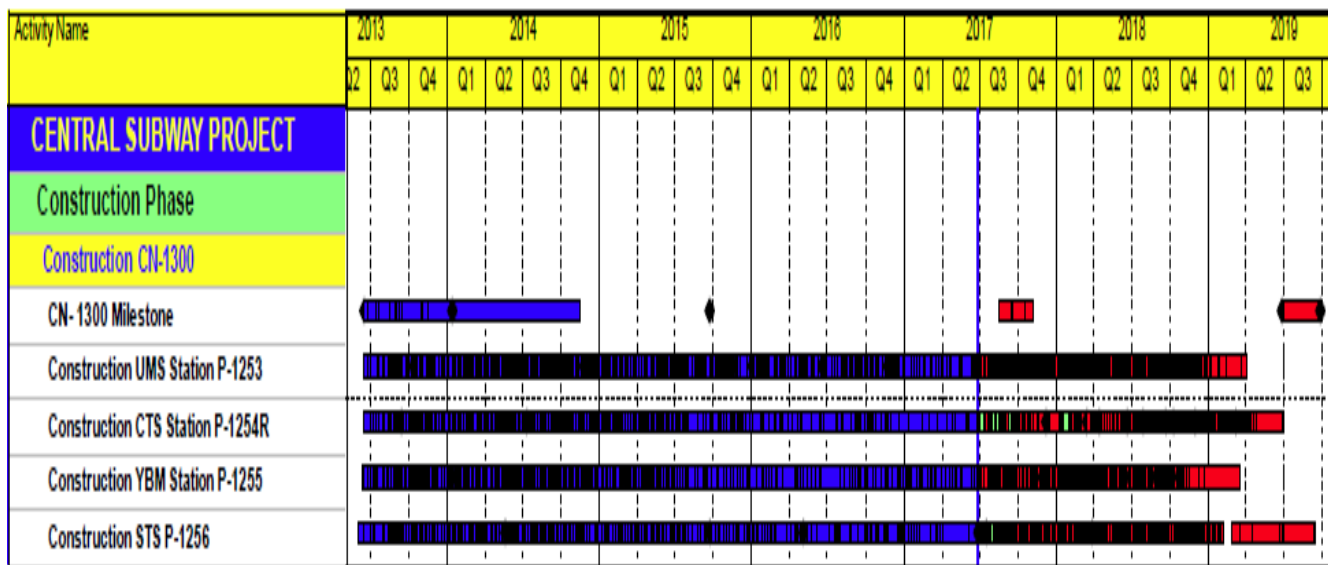
The Contract 1300 scope is to construct the Central Subway's three subway stations, one surface station, construct the 2,000 feet of surface track, and install track and operating systems throughout the new alignment. The separate station and systems work packages are presented in the following pages.

Work includes station finishes, AC and DC substations, elevators, escalators, lighting, emergency ventilation fans, HVAC fire alarm/ suppression/ protection, Cutter Soil Mixing, secant pile bottom up and Sequential Excavation Method construction, settlement monitoring, building protection, connecting to and modifying the BART Powell Street Station, PA, CCTV, signage, installation of fare collection equipment and station start-up and commissioning.

Contract Details	
Contract Awarded:	May 21, 2013
Notice to Proceed:	June 17, 2013
Substantial Completion:	June 30, 2018
Contract Award Value:	\$839,676,400
Modifications to Date (\$):	\$5,444,723
Modifications to Date (Days):	140
Current Contract Value:	\$845,121,123

Budget/Expenditures▲	
Current Budget	\$861,639,691
Other Project Offset Credits	\$3,123,097
Expenditures to Date	\$703,352,479

1300 Summary Schedule



Chinatown Station

Contract 1300 - Work Package 1254R

Description of Work

This Work Package is to construct one subway station. Includes station finishes, AC and DC Traction Power substations elevators, escalators, lighting, emergency ventilation fans, HVAC fire alarm/ suppression/ protection, slurry wall top-down construction, settlement monitoring, building protection, PA, CCTV, signage, installation of fare collection equipment and station start-up and commissioning.



Current Work Status

- Continued installing rail at North/South Platform Caverns
- Completed construction of vent shaft at South Platform Cavern
- Completed construction of South Platform Cavern walls
- Continued installing formwork and rebar for South Platform Concourse level
- Completed installing rebar for Crosscut Cavern Arch final lining
- Began installing formwork for Crosscut Cavern Arch final lining
- Completed construction of North Platform Cavern walls
- Continued shotcrete for slurry walls, installed drain mat and waterproofing for Platform level at Headhouse
- Continued constructing formwork and installing rebar for Intermediate level at Headhouse
- Continued placing concrete for Intermediate level slabs at Headhouse
- Continued constructing formwork and installing rebar for Lower Mezzanine level at Headhouse
- Continued placing concrete for Lower Mezzanine level slabs at Headhouse

- Began constructing box strut beams at Intermediate and Lower Mezzanine levels at Headhouse
- Completed constructing collar for North Egress Shaft
- Continued construction for electrical vaults and ductbank along West side of Stockton Street
- Continued street work (minor), ongoing monitoring and surveying

Work Expected Next Month

- Complete waterproofing installation for North/South headwall
- Complete North/South Platform Cavern Concourse Walls
- Complete placing concrete for Crosscut Cavern Arch Final Lining
- Complete installing rebar, electrical, and plumbing for Intermediate slab at Headhouse
- Complete placing concrete for Intermediate slabs at Headhouse
- Continue constructing formwork and installing rebar for Lower Mezzanine level at Headhouse
- Begin constructing formwork and installing rebar for Upper Mezzanine level at Headhouse

Chinatown Station

Contract 1300 - Work Package 1254R

- Complete shotcrete for slurry walls, install drain mat and waterproofing for Platform level at Headhouse
- Begin shotcrete for slurry walls, install drain mat and waterproofing for Concourse and Intermediate level at Headhouse
- Complete construction for electrical vaults and ductbank along West side of Stockton Street
- Begin construction for electrical ductbank at intersection of Stockton and Washington Streets
- Begin construction for sewer laterals on Stockton Street
- Begin constructing formwork and installing rebar for North Egress Shaft upper lid, hatch walls, and curbs




- Begin street utility work on Washington Street
- Complete testing of existing AWSS pipeline along Stockton Street
- Washington Street and Stockton Street
- Complete testing of existing AWSS pipeline along Stockton Street

Three Month Look Ahead

- Complete rail installation at Platform Cavern
- Platform, Concourse, and Intermediate levels at Headhouse: shotcrete on slurry walls, install drain mat, waterproof on shotcrete walls, build CMU partition walls
- Begin installing mechanical, electrical, plumbing, at Headhouse Underplatform and Platform Levels.
- Complete Lower Mezzanine and Upper Mezzanine levels at Headhouse
- Begin construction of Surface level at Headhouse
- Complete electrical vault, ductbanks, and PG&E tie-in on Stockton Street
- Complete sewer lateral tie-ins on Stockton Street
- Abandon dewatering wells on Stockton Street

Station Construction Progress Section

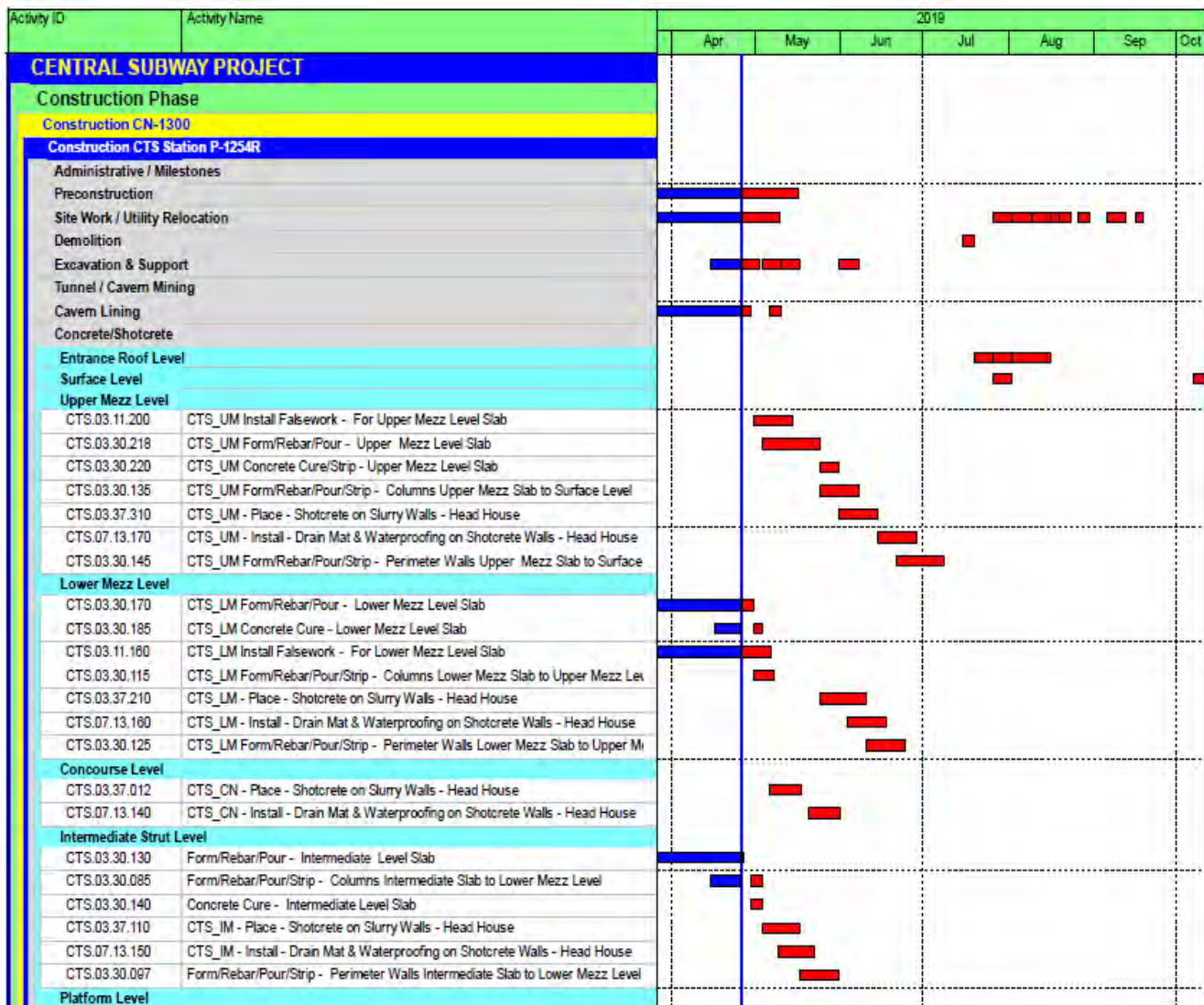


Chinatown Station Construction Status - Continued

Contract Details	
Contract Awarded:	May 21, 2013
Notice to Proceed:	June 17, 2013
Substantial Completion:	June 30, 2018
Contract Award Value:	\$247,567,810
Modifications to Date (\$):	\$11,574,607
Modifications to Date (Days):	140
Current Contract Value:	\$259,142,417

Budget/Expenditures ▾	
Current Budget	\$257,567,810
Other Project Offset Credits	\$75,000
Expenditures to Date	\$210,769,935

CTS Three Month Schedule



Union Square/Market Street Station

Contract 1300 Work Package 1253

Description of Work

This Work Package is to construct one subway station. Includes station finishes, AC and DC Traction Power substations elevators, escalators, lighting, emergency ventilation fans, HVAC fire alarm/ suppression/ protection, slurry wall top-down construction, settlement monitoring, building protection, PA, CCTV, signage, installation of fare collection equipment and station start-up and commissioning.

Current Status This Month

- Platform Station: Continued construction of stairs and elevators. Continued to install fireproofing. Continued to install corridor ductwork, fire smoke dampers, and mechanical dampers at Intermediate Strut Level. Continued to install CMU walls. Continued to install overhead plumbing, fire protection piping, and overhead fixture and electrical. Continued installation of unistrut for ceiling panels, overhead conduits/piping and LED Artwork. Poured Platform topping slab. Began framing for glass roof walk.
- North Concourse: Continued to stage and set electrical switchgear equipment in Main Electrical Room including conduits, bus ducts and overhead piping. Continued installation of emergency fans and sound attenuators. Poured topping slab.
- South Concourse: Continued installation of overhead electrical. Continued installation of unistrut. Began installation of metal wall framing. Began installation of channels and framing for glass panels at South Escalator walls.

Work Expected Next Month

- Platform Station: Continue construction of CMU Walls. Continue installation of stairs and elevators. Construct framing for glass enclosure around elevators. Continue installation of fireproofing. Continue installation of overhead plumbing, fire protection piping and overhead fixture and electrical. Install waterproofing system along



piles on Concourse Level. Construct access stairs to trackway. Install anchors for artwork on Platform level. Install speaker and lighting system at Platform Strut Level.

- North Concourse: Continue construction of CMU walls on Intermediate Strut and Mezzanine level. Continue installation of fire sprinklers on Intermediate Strut, Mezzanine and Concourse level. Complete installation of fans on Intermediate Strut level. Complete setting and staging electrical switchgear equipment in Main Electrical Room (CN04). Continue installation of conduits and bus ducts. Construct exhaust air vent and CN06 vent shaft.
- South Concourse: Continue installation for Glass Panels at South Escalator walls. Continue installation of metal wall framing. Continue installation of overhead electrical.

Union Square/Market Street Station

Contract 1300 Work Package 1253


Three Month Look Ahead

- Platform Station: Complete construction of stairs and escalators. Complete CMU wall construction. Complete deck installation. Complete all structural concrete work. Complete installation of fireproofing. Complete installation of overhead plumbing, fire protection piping and overhead fixture and electrical. Install terrazzo flooring.
- North Concourse: Complete and connect all electrical equipment for inspection and testing. Complete and connect all ventilation fans and equipment for inspection and testing. Complete installation of fire alarm system in USG. Complete Install terrazzo flooring.
- South Concourse: Complete construction of the south escalators and stairs. Install terrazzo flooring.
- Street: Complete installation of permanent historic street lights. Complete installation of traffic cabinets and permanent traffic signals. Install rustic terrazzo sidewalk on corner of Geary and Stockton Streets. Complete installation granite curb, brick sidewalk and pedestrian ramps North of Market Street. Complete installation of glass roof walk. Complete installation of precast architectural concrete elements for USG Terrace Level.

Station Excavation and Construction Progress Section

North

South

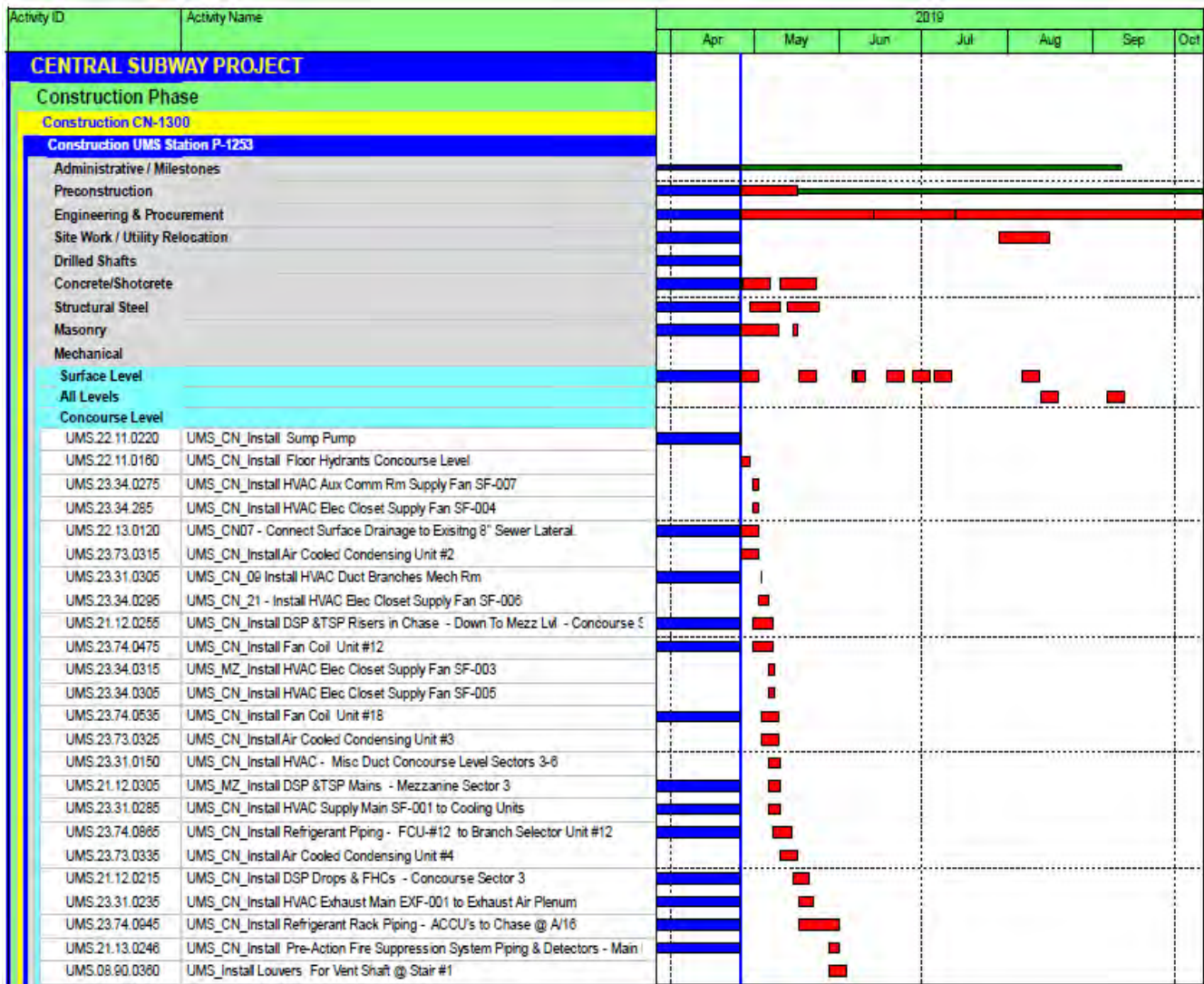


Union Square Market Street Station Construction - Continued

Contract Details	
Contract Awarded:	May 21, 2013
Notice to Proceed:	June 17, 2013
Substantial Completion:	June 30, 2018
Contract Award Value:	\$294,030,590
Modifications to Date (\$):	\$6,087,888
Modifications to Date (Days):	140
Current Contract Value:	\$300,118,478

Budget/Expenditures ▲	
Current Budget	\$314,030,590
Expenditures to Date	\$266,843,305

UMS Three Month Schedule



Yerba Buena/Moscone Station

Contract 1300 - Work Package 1255

Description of Work

This Work Package is to construct one subway station. Includes station finishes, AC and DC Traction Power substations elevators, escalators, lighting, emergency ventilation fans, HVAC fire alarm/ suppression/ protection, slurry wall top-down construction, settlement monitoring, building protection, PA, CCTV, signage, installation of fare collection equipment and station start-up and commissioning.

Current Status

- Completed pavement renovation work at 4th and Howard
- Continued installing Stairs 5, 6 and 7
- Completed F/R/P of walls at Elevators 3 and 4 (Headhouse Surface)
- Continued installing Headhouse Vent Shaft
- Continued F/R/P of Headhouse Mezzanine walls
- Continued in installing emergency ventilation equipment in Station Mezzanine
- Continued concrete placement in Headhouse Concourse
- Continued placing concrete block walls in Headhouse Concourse
- Continued installing luminous ceiling in Station Concourse
- Continued installing fire sprinklers in Headhouse Invert
- Continued installing overhead electrical in Headhouse Invert
- Continued installing seismic joints in Station Invert

Work Expected Next Month

- Continue installing Stairs 1, 5, 6 and 7
- Continue installation of Headhouse Vent Shaft
- Continue F/R/P of Headhouse Mezzanine walls
- Continue installing emergency ventilation equipment in Station Mezzanine



- Begin installing firestopping at CMU walls in Headhouse Concourse
- Continue installing crystallized glass in Station Concourse
- Deliver Traction Power equipment


Three Month Look Ahead

- Pour West Side topping slab, Mezzanine – Station box
- Continue interior finishes on Mezzanine & Concourse Levels within Station Box
- Continue placement of stairs within Station and Headhouse
- Begin installation of sculpture at Surface Level
- Complete installation of artwork in Headhouse Concourse
- Install cabs for Elevators 1 and 2
- Complete installation of Escalators 3 and 4

Station Excavation and Construction Progress Section

North


South



West

4th St.

East



Yerba Buena Moscone Station Construction - Continued

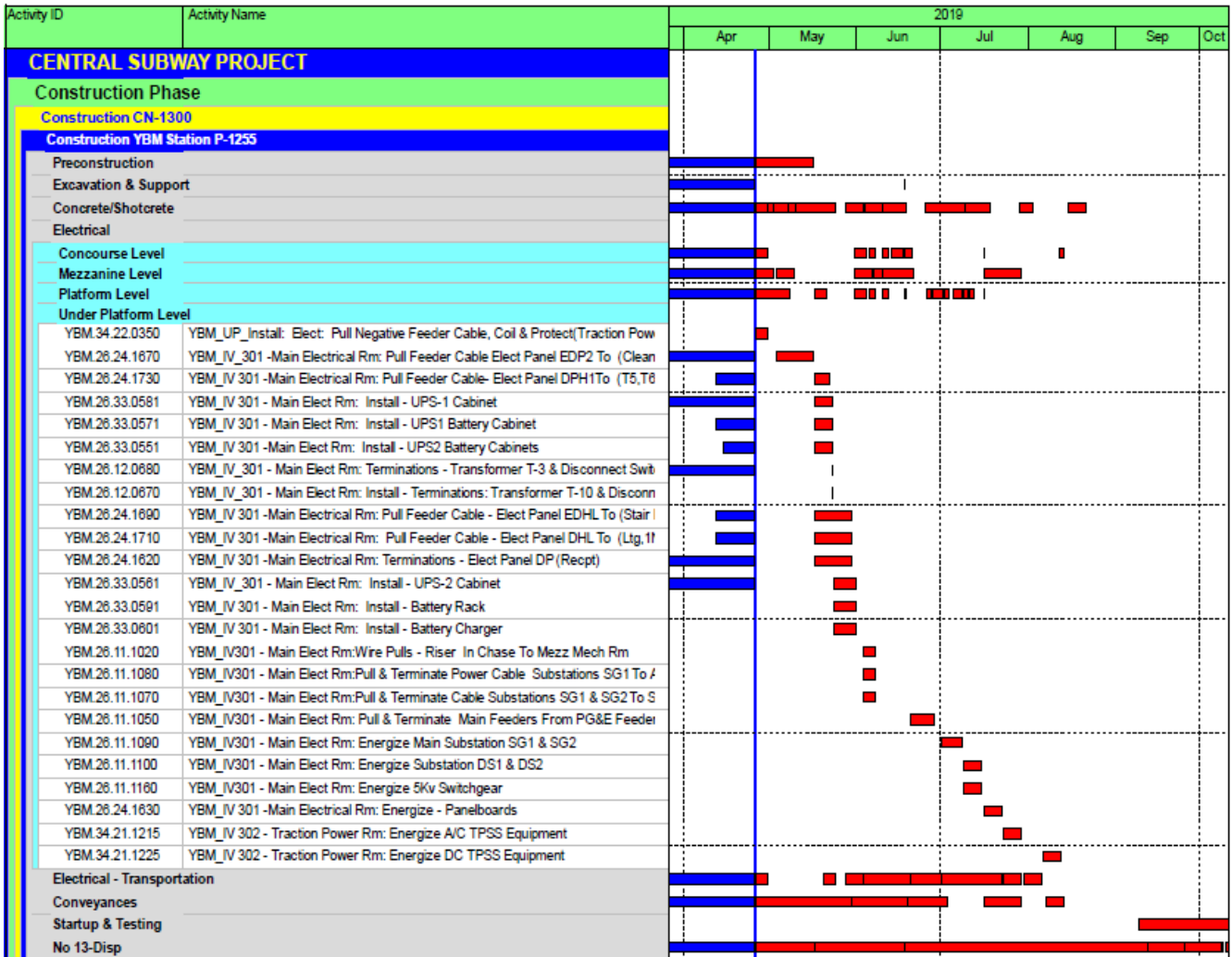
Contract Details

Contract Awarded:	May 21, 2013
Notice to Proceed:	June 17, 2013
Substantial Completion:	June 30, 2018
Contract Award Value:	\$158,089,000
Modifications to Date (\$):	\$2,466,850
Modifications to Date (Days):	140
Current Contract Value:	\$160,555,850

Budget/Expenditures ▲

Current Budget	\$163,089,000
Other Project Offset Credits	\$415,331
Expenditures to Date	\$139,821,545

YBM Three Month Schedule



Systems, Trackwork, & Surface Station

Contract 1300 - Work Package 1256

Description of Work

This Work Package is to construct one Surface Station. Includes light rail track and systems, track invert, track safety walkways; light rail track and systems constructed on the 2,000 foot surface for the alignment from the tunnel portal, south to the tie-in to the existing Muni T-Line at Fourth and King Streets; and the surface Fourth and Brannan Street (FBS) Station.

Current Status

- Continued traction power conduit and other electrical conduit installation inside tunnel
- Continued tunnel lighting installation
- Continued walkway installation inside tunnel
- Continued track and plinth construction in tunnel
- Continued track pavement construction on 4th Street
- Continued 4th/Brannan platform construction



Work Expected Next Month

- Continue 4th/Brannan platform construction
- Continue traction power conduit and other electrical conduit installation inside tunnel
- Continue tunnel lighting installation
- Continue walkway installation inside tunnel
- Begin track work installation at 4th/Bryant
- Continue track and plinth construction in tunnel
- Traffic signal work at 4th/Townsend

Three Month Look Ahead

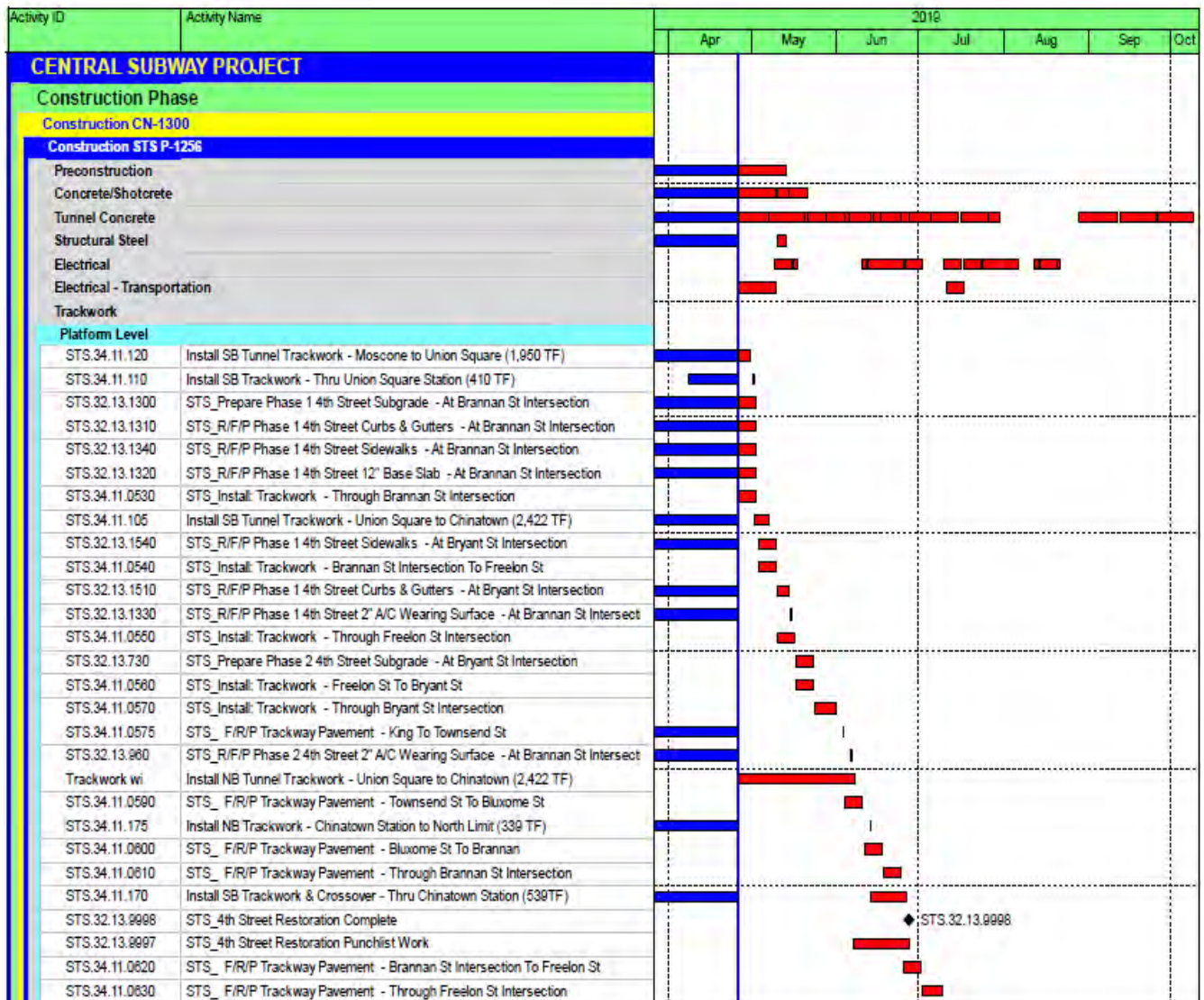
- Complete street light pole installation
- Complete pavement renovation at 4th/Bryant, 4th/Brannan, and 4th/King intersections
- Continue 4th/Brannan platform construction
- Continue surface track installation
- Continue track installation inside tunnel
- Continue walkway installation inside tunnel
- Continue electrical conduit installation inside tunnel
- Continue tunnel lighting installation
- Continue pulling traction power cables on 4th Street

Systems, Trackwork, & Surface Station Construction - Continued

Contract Details	
Contract Awarded:	May 21, 2013
Notice to Proceed:	June 17, 2013
Substantial Completion:	June 30, 2018
Contract Award Value:	\$139,989,000
Modifications to Date (\$):	(\$14,686,622)
Modifications to Date (Days):	140
Current Contract Value:	\$125,304,378

Budget/Expenditures	
Current Budget	\$126,952,290
Other Project Offset Credits	\$2,632,766
Expenditures to Date	\$85,917,694

Systems, Track and Surface Station Three Month Schedule



Program Components

Community Outreach

Outreach public information, events and presentations for April 2019 include:

- Conducted Chinatown Merchants Meeting
- Conducted Chinatown Station Community Meeting
- Continued noise and dust mitigation meetings with Tutor Perini and community stakeholders
- Ongoing outreach to merchants and residents
- Conducted meetings and face-to-face visits with various merchant stakeholders along the alignment
- Preparation and dissemination of construction notices
- Produced quarterly construction update video and other multimedia content
- Responded to constituent complaints

Outreach in Support of Mitigation and Monitoring

Team members participated in weekly progress to address neighborhood concerns

Outreach and communication efforts continue in Chinatown, Union Square, and SOMA

Weekly photo documentation of project work and editing

Outreach team members met with SF Arts Commission representatives to align public art completion strategy

Media Coverage

Central Subway Media Coverage			
Date	Title (with link to story)	Source	Reporter/Writer
4/16/2019	Chase Center transit plan includes shuttle service, cycle track	SFBay	Jerold Chinn
4/29/2019	Project manager: Central Subway opening delayed from 2019 to 2020	SF Examiner	Joe Fitzgerald Rodriguez
4/30/2019	Central Subway Likely Won't Open Until February 2020	SFist	Jay Barmann

Quality Assurance

Quality Assurance monthly activity of oversight, surveillance, audits, proactive feedback and QA records actively involves the Project construction management staff, the resident engineers, the prime construction contractor and their subcontractors.

Stations and Systems Contract CN1300 Quality Assurance Monitoring – On Going/As Reported Previously

- QA observation of all work in progress for all work packages
- QA observations of QC inspection, testing and documentation by Smith Emery for all work packages
- QA observation of station construction at CTS, UMS, and YBM
- QA observation of STS invert and plinth concrete placement and track installation
- QA observation of STS rail preparation for and installation
- QA review of TPC's Quality Control (QC) Daily Inspection Reports posted to project records CM13 which includes TPC's Specialty Subcontractor's QC checklists, associated documentation and Smith Emery Inspection Reports; TPC's Subcontractor that provides laboratory and inspection services – including special inspections required for the City of San Francisco's Department of Building Inspection (DBI) for all permitted work
- QA participation in definable feature of work preparatory and initial phase meetings as the scheduled activities dictate
- QA participation in bi-weekly quality task force (QTF) meetings – ongoing dialog regarding; planning for upcoming work, identification and mitigation of in-process potentially unsatisfactory work, generation of CNCRs, welding inspection documentation, HOLD points and other items related to TPC's QC efforts in implementing TPC's approved Quality Control Program (QCP). Additionally, the Contractor's Quality Control Manager (QCM) and Assistant QCMs continue to be provided with salient information from the PQM's participation/attendance in Project and Work Package Progress Meetings.
- QA participation in Weekly Work Package Progress Meetings for STS, YBM, UMS and CTS
- QA participation in Monthly Project Risk Mitigation, Safety and Security and weekly CMB Meetings as scheduling constraints allow

Document comment and review:

- Contractor's submittals, e.g., review of welding, concrete (including shotcrete) and other Quality related submittals/comments as requested to support the RE's and CM, and RFIs related to quality and welding
- QA Staff continues random/spot checks of the 1300 Contractor's Field Testing lab results – accomplished upon review of the preliminary test reports provided as required the Contract Documents via email from the Contractor's testing laboratory which includes concrete cylinders and shotcrete cores and shotcrete C1550 flexural specimens
- Contractor Non Conformance Reports (CNCR) Status as indicated in the TPC QC CNCR Log:
 - ◇ Initial: 5 CNCRs are currently posted to the CNCR Log as INITIAL entries. (-3 from March 2019) (C1300 is required to generate a CNCR within 24 hours of becoming aware of what appears to be nonconforming work).
 - ◇ Dispositioned (not acceptable): 18 CNCRs are currently posted to the CNCR Log as DISPOSITIONED (NOT ACCEPTABLE) and have been returned to the Contractor because the RE's review of the Contractor's proposed disposition determined that the proposed disposition

Quality Assurance - Continued

tion is not appropriate and must be revised). (-2 from March 2019)

- ◇ Dispositioned: 27 CNCRs are currently posted to the CNCR Log as DISPOSITIONED and are being reviewed by associated SFMTA RE to verify that the Contractor's proposed disposition is appropriate.) (+9 from March 2019)
- ◇ Approved: 34 CNCRs are currently posted to the CNCR Log as APPROVED because the suggested REPAIR dispositions have been approved and the CNCRs will remain open until the approved REPAIR procedure is performed. (+1 from March 2019)
- ◇ Closed: 323 CNCRs are currently posted to the CNCR Log as CLOSED. (+11 from March 2019)
- ◇ Voided: 47 CNCRs are currently posted to the CNCR Log as VOIDED (subsequent evaluation of the INITIAL CNCRs determined that a CNCR is not warranted). (+2 change from March 2019)
- ◇ 455 CNCRs are currently posted to the CNCR Log. (+8 from March 2019)

QA Issues:

- The Contractor continues to VOID CNCRs without demonstrating that the work meets Contract requirements
- The Contractor is not identifying all nonconforming work as required by Contract
- The Contractor continues to perform CNCR repairs prior to receiving approval of the proposed repair procedures
- The Contractor is not providing the necessary onsite QC staff to cover work at all times as required by Contract

QA Concerns:

- Work performed prior to receipt of approval of required submittals (including coordination and shop drawings) and RFIs with or without knowledge of QC or responsible production supervision, remains a potential item(s) of concern
- The untimely identification and mitigation (SFMTA approval) of “last minute items” remains an ongoing challenge to all involved. Project quality has not suffered to date; however the aforementioned concern remains
- Project schedule compression demands disrupting RE, design staff priorities, and work flows as mentioned above; quality has not suffered but the concern remains
- CNCR 354, which documents that standard strength and not high strength 115 RE rail has been furnished and is currently being installed by Tutor Perini Corporation (TPC) the C1300 Contractor. CNCR 354 was dispositioned as Use-As-Is and was then rejected by SFMTA and returned to TPC QC to address the requirements of 34 11 14 *Rail*. SFMTA has subsequently written a letter to TPC directing the removal of the non-conforming rail. Meanwhile, at a meeting with TPC and TPC's track work F & I Subcontractor, SFMTA QA was informed by TPC's Project Manager that CNCR 354 would be voided. SFMTA QA concern is that that CNCR 354 will be voided predicated by TPC perceived ambiguities in the Contract Documents; without consideration of other Contract Document requirements.. NCN CT-001 was issued, directing TPC to reinstate CNCR 354. This issue will be closely monitored by SFMTA

Other Program QA Practices Implemented:

- Close-out of Corrective Action Requests: Close outs continued as required from Quality Assurance staff's Audits, Surveillances and PMOC Quarterly Reviews. The status is tracked in the Corrective Action Log that is available to the project team and the FTA PMOC
- Project QA initiated weekly meetings with the Resident Engineers and Assistant Resident Engineers of all stations to review project quality assurance procedures and requirements and contractor quality control requirements

Risk Management

Risk Mitigation Management Meeting No. 116 was held on Tuesday, April 16, 2019. The members of the Risk Assessment Committee will review the top risks in accordance with the risk summary sheet, which have been given a rating by The Committee of six and above.

During the monthly meeting, forty (40) construction risks, one (1) revenue service risk and one (1) remaining requirement risk, will be tracked on the Project's Risk Register, in addition to, establishing strategies for mitigation and evaluating potential unforeseen issues or conditions.

The Committee will continue to follow risks and risks will be monitored and statuses updated with the use of the risk mitigation status sheets, providing monthly updates by the Risk owner to demonstrate the assigned mitigation strategy is being implemented.

Top Risks

Risk #	Risk Description	Risk Owner	Risk Rating	Contract
99	Breakdown in relationships between SFMTA and Contractors during construction results in increased claims and delays to the overall construction schedule.	ES	23	STA
240	Unresolved Assignment of Schedule Delay Responsibility (may lead to increase cost for the Program)	ES	12	STA
255	Water leaks at YBM station	PO	10	YBM
251	Physical activities missing (not defined) in the schedule / identify activities of undefined scope	ES/AH	8	STA
205	Prolong period of CMod's creates additional cost/causes bad blood between Resident Engineer and Contractor	ES	8	STA
257	Systems Test Integration between components	AH	8	RSD
253	Do not have adequate resources defined to do the work	ES	6	STA
52	Unacceptable settlement and impact on major utilities at CTS. (OLD SEWERS AND OTHERS WITHIN 20FT SPACE BETWEEN TOP OF CAVERN AND STREET LEVEL)	WL	6	STA
238	Quality Program is ineffective in processing the nonconformance items causing schedule impacts	LZ	6	STA
229	CN1300 System Acceptance Testing	AH	6	STA

Program Safety & Security

The San Francisco Municipal Transportation Agency is committed to the highest practical level of safety and security standards and practices in the public transit industry. The Safety and Security Management Plan (SSMP) components are reported on below as appropriate including, Safety and Security Committee, the Fire Life Safety and Security Committee the Construction Conformance Verification and Documentation and Contractor Safety and Security.

Project Management/Construction Management (PMCM) Team

Safety bulletin boards have subjects covering the daily job briefings. Weekly safety meetings are held on a weekly basis so all staff has an opportunity to attend. We hold a “bagel break” once a month to help generate interest and attendance at the meetings.

Safety Summary for the 1300 Stations Systems Track Construction Package

TPC’s safety program is undergoing a change in safety culture. As a result of the change in Safety Managers in the beginning of the year, emphasis on improving management skills/techniques has begun. Extensive safety management training is taking place at the Superintendent, Foreman, and Lead Man levels. Safety training is also taking place at the worker level as well. Changing/Altering a person’s attitude or belief is one of the hardest things to do. This change will be closely monitored. Their goal is to drastically reduce the number of incidents that have been occurring. Until the management team fully understands and accepts their role in the overall safety program, the incident level could be slightly higher than hoped. The current safety staff is capable and equipped to fully support field management and we expect that they will.

During the month of April, there were a total of nine incidents. Of the nine, two were recordables, six were first aids, and one incurred lost time.

Table 1300 Stations Construction Safety Record

Table 1300 below summarizes the Month to Date and Project to Date for the Stations, Systems and Track Construction contractor and subcontractors.

Next Month Look Ahead

1300 Contract

1. At CTS, complete construction for electrical vaults and ductbank along west side of Stockton Street.
2. At the UMS station, install fireproofing, overhead plumbing, and waterproofing at Platform Station.
3. At the YBM station, continue installing Stairs 1,5, 6, and 7. Continue installation of Headhouse Vent Shaft. Deliver traction power equipment.
4. At the STS station, work continues in the tunnels regarding the rails, electrical brackets, and more. Close attention will be given to those activities.

Program Safety & Security - continued

Project Safety Record - Contract 1300

Through Month End APRIL 2019

SAFETY GOALS

OSHA Recordable Accidents, <3.4
Lost Time Cases, <1.6

JOB TO DATE

	Tutor	Subs	Total Project	Rate*
OSHA Recordable Accidents	14	6	20	1.11
Job Transfer or Restricted Duty Cases	0	0	0	0.00
Lost Time Cases	4	1	5	0.28
Total Project Incidents	18		25	1.39
Man Hours Worked Through M/E APRIL 2019	1,740,785	1,848,004	3,588,789	

YEAR TO DATE (Month ,Day, Year to Month, Day, Year)

	Tutor	Subs	Total Project	Rate*
OSHA Recordable Accidents	14	2	16	13.89
Job Transfer or Restricted Duty Cases	0	0	0	0.00
Lost Time Cases	4	0	0	0.00
Total Project Incidents	18	0	0	0.00
Man Hours Worked Through M/E APRIL 2019	135,535	94,920	230,454	

* Rate is calculated based on number of incidents divided by total number of man hours worked multiplied by 200,000 man hours.

OSHA Recordable Accidents - 2008 Construction Industry Rate for Highway, Street, and Bridge Construction = 3.9

*Classifications change at a later date due to additional information becoming available, thereby, changing the numbers on the chart.

For example, what was once classified as an accident can become a first aid which leads it to no longer being recordable.

Technical Capacity

The Program is in the process of finding a permanent replacement for the Director position. Currently, an Acting Director has been named until a permanent replacement is found. In addition, the program has identified a Startup and Testing Manager. The Program is also considering candidates for a Resident Engineer for STS, a Change Order Administrator and is interested in identifying additional candidates for supplementation of the team in the areas of Office Engineer and persons with expertise in MEP Coordination and Systems implementation.



Workers jack up and align sections of rail during track installation work on the south-bound side of the Union Square/Market Street Station platform.

Staffing

The Central Subway Staffing Table shows Planned and Actual full-time equivalent staff (FTEs) working on the Program by organizational function and responsibility.

	Feb-2019		Mar 2019		Apr-2019	
	Planned	Actual	Planned	Actual	Planned	Actual
Project Management						
Program Management	6.60	4.70	6.60	4.70	6.60	4.70
Quality Assurance	1.80	1.00	1.80	1.00	1.80	1.00
Contract Administration	1.40	12.40	1.40	12.40	1.40	12.40
Community Outreach	5.50	2.50	5.50	2.50	5.50	2.50
Finance	2.00	0.00	2.00	0.00	2.00	0.00
Project Controls	4.80	4.65	4.80	4.65	4.80	4.65
Subtotal	22.10	25.25	22.10	25.25	22.10	25.25
Construction Management						
CM - CN 1252	0.00	0.00	0.00	0.00	0.00	0.00
CM - CN 1300	21.55	26.85	21.55	26.85	21.55	26.85
Design Support - CN 1252	0.00	0.00	0.00	0.00	0.00	0.00
Design Support - CN 1300	9.00	9.00	9.00	9.00	9.00	9.00
Subtotal	30.55	35.85	30.55	35.85	30.55	35.85
Start Up						
Start Up / Safety & Security	5.95	0.20	5.95	0.20	5.95	0.20
Subtotal	5.95	0.20	5.95	0.20	5.95	0.20
Total	58.60	61.30	58.60	61.30	58.60	61.30


Third-Party Agreements

No activity in this reporting month.

LRV Procurement

SFMTA has initiated a new light rail vehicle procurement to acquire up to 260 vehicles over the next 15 years. The scope includes the design, manufacture, delivery and testing of up to 260 light rail vehicles together with associated services, spare parts, special tools, training and documentation. This includes an initial delivery of 24 cars, scheduled for delivery from 2017 - 2018 to supplement the fleet when the SFMTA's Third Street Phase 2 - Central Subway Project extension opens.

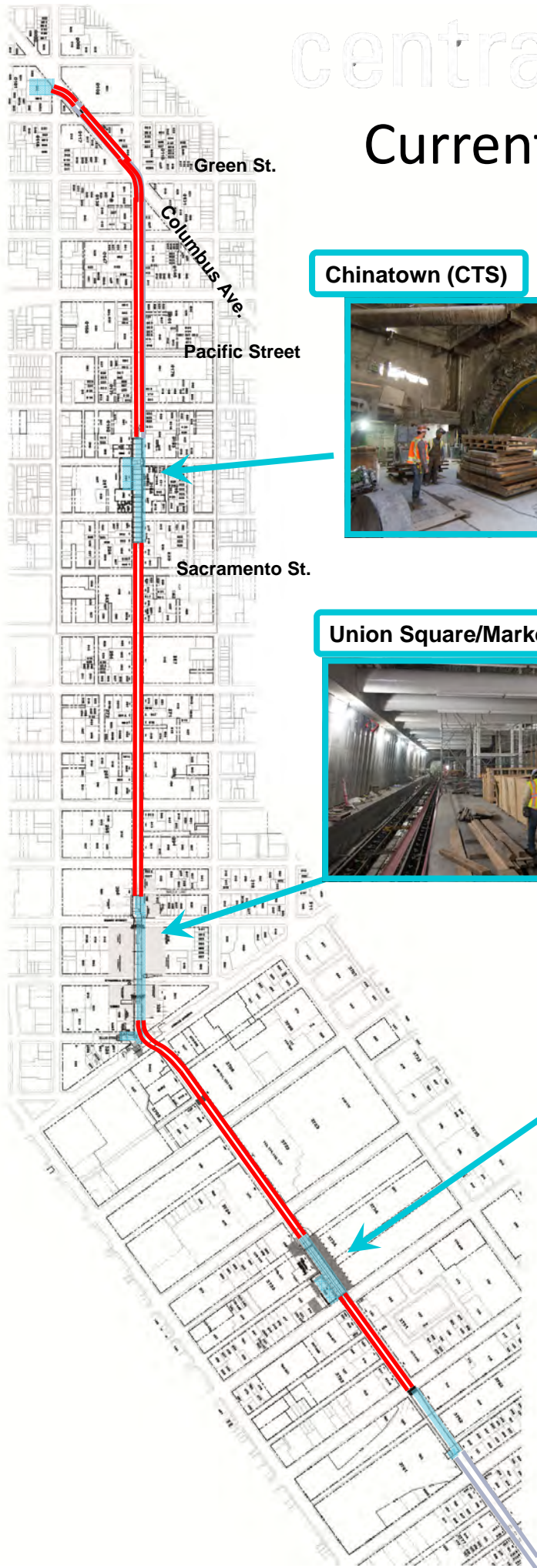
The delivery of 24 vehicles related to Central Subway has been completed.



Workers inside the Yerba Buena/Moscone Station headhouse are building interior walls and installing sections of station escalators.

central **T** subway

Current Construction Activity



Chinatown (CTS)



Union Square/Market Street (UMS)



Yerba Buena/Moscone (YBM)




4th St. Surface Track, Systems (STS)






Stacks of concrete form sections await to be lifted to the surface near the arched future entrance of the Chinatown Station platform cavern.



A carpenter exits the station cavern through a future emergency egress passageway, currently under construction at the south end of the platform.



Large recesses in the station platform will eventually receive escalators from the concourse level, with work to build an emergency egress staircase ongoing beyond.



Near the top of the north egress shaft for Chinatown Station, workers can be seen laying rebar to build a base slab for the upper level of the staircase.




A crew unpacks interior elements slated to be added to the dual concourse-to-platform elevators, with steel framing visible in the center of the platform to the north.



Masons cut and place hollow cinderblocks which will become part of reinforced concrete walls inside the fan level of the north concourse for Union Square/Market Street Station.



A truly immense network of conduits for all manner of systems and utilities are being installed inside the upper level of the north concourse for Union Square/Market Street Station.



Crews work to lay formwork and pour concrete for the final concrete slab and ramp of the south concourse inside Union Square/Market Street Station.



Corrugated Steel and steel framing have been placed to build the future entrance staircase for the Yerba Buena/Moscone Station headhouse.



Two crewmembers can be seen through a gap in support scaffolding building the initial formwork for the entrance staircase to Yerba Buena/Moscone Station.



Light shines into the mezzanine level of the Yerba Buena/Moscone Station headhouse from the ventilation structure at the surface, while workers install waterproofing against the exterior slurry walls.



High-capacity fans have been installed on pedestals inside the Yerba Buena/Moscone Station box for emergency tunnel ventilation systems.



A worker cuts sections of threaded steel used in construction of the entrance ramp for the 4th and Brannan surface station platform.



Pedestrians cross on the east side of the 4th and Bryant intersection, recently repaved as part of surface roadway restoration work.



Workers set up to use thermite welding to join sections of rail together on 4th Street near Bluxome.



A large section of steel formwork used to build sections of tunnel walkways can be seen during removal adjacent to a tunnel cross-passage just north of Chinatown Station.

Appendix A

DETAIL COST REPORTS

*April 2019 Notice: The City continues to experience problems that were caused by error and inaccuracy from the transition from FAMIS to Financial System Project (FSP). An updated methodology has been implemented within the financial reporting that will provide more accurate figures for transactions occurring in fiscal year 2019.

1. PROJECT COST

The Current Cost Estimate (CCE) for the Central Subway Project is **\$1.578 billion** in year of expenditure dollars (\$YOE). This total project cost is shown at the top of Report 7.1, Program Project Budget. This capital cost projection incorporates allocated and unallocated contingencies to cover the risks associated with the project completion.

Total net incurred costs for the project are \$1,341.73 million, a \$11.47 million increase over last month. The cost to date figure reflects expenditures through FAMIS 786 Report (\$1,294.76 million) plus the utilities joint trench Form B Reimbursement payment (\$12.51 million), invoices currently being processed (\$31.25 million) and estimates of outstanding pay requests (\$3.24 million). This incurred amount equals 85.01% of the total project budget of \$1.578 billion.

The current funding level to date is \$1,534.05 million and includes Prop B Population Baseline \$16,055,032 FY2018/2019 appropriated in March 2019. This represents 97% of the total project budget.

CONTRACT	PP NO	PP PERIOD TO	PROG PYMT AMOUNT
CS155.1*	69	3/31/2016	\$ 13,280.00
CS155.1*	70	6/30/2016	\$ 24,327.00
CS155.1*	71	9/30/2016	\$ 65,000.00
CS155.1*	72	12/30/2016	\$ 50,000.00
CS155.1*	73	3/31/2017	\$ 35,282.00
CS155.2	106	12/31/2018	\$ 219,185.88
CS155.2*	107	1/31/2019	\$ 219,185.88
CS155.2*	108	2/28/2019	\$ 219,185.88
CS155.2*	109	3/31/2019	\$ 219,185.88
CS155.2*	110	4/30/2019	\$ 219,185.88
CS155.3	104	11/30/2018	\$ 62,126.51
CS155.3	105	12/31/2018	\$ 78,136.08
CS155.3	106	1/31/2019	\$ 56,315.41
CS155.3	107	2/28/2019	\$ 66,644.63

CONTRACT	PP NO	PP PERIOD TO	PROG PYMT AMOUNT
CS155.3*	108	3/31/2019	\$ 66,644.63
CS155.3*	109	4/30/2019	\$ 66,644.63
CN 1300	62	2/28/2019	\$ 8,939,964.00
CN 1300	63	3/31/2019	\$ 13,326,106.00
CN 1300	64	4/30/2019	\$ 8,505,635.00
CS149*	121	12/31/2018	\$ 780,059.14
CS149*	122	1/31/2019	\$ 780,059.14
CS149*	123	2/28/2019	\$ 780,059.14
CS149*	124	3/31/2019	\$ 780,059.14
CS149*	125	4/30/2019	\$ 780,059.14
CS156*	95	10/31/2018	\$ 20,701.47
CS156*	96	11/30/2018	\$ 20,701.47
CS156*	97	12/31/2018	\$ 20,701.47
other accruals*		4/30/2019	\$ (1,924,012.99)

* Estimated Amount \$ 34,490,422.41

2. CONTINGENCY ALLOCATIONS AND USAGE

The current Total Project Contingency is **\$47.62 million**, which is a \$22.62 million favorable balance against the current Minimum Contingency level of \$25 million. The Contingency Drawdown Curve is shown in Report 7.3. Follows by Report 7.4 Contingency Management Trend Report with the Remaining Contingency after Approved Changes Deducted contingency items in column "i".

In this reporting period, both Contract 1252 Tunnel and CN1300 Station did not process any contract modifications. Refer to Report 7.5 for approved contract modifications and potential changes.

3. BUDGET TRANSFERS

CN1300 Station processed four contract modifications in the amount of \$240,794; three in SCC 40 category and one in SCC 50 category. There is a net budget transfer of \$0 in this reporting period due to the further drill down of SCC 10-50 categories; allocated contingency is in SCC 20 category. When a contract modification is processed, the funds are drawn from allocated contingency. Refer to Report 7.7 Column C for budget transfers.

4. FORM B

The Utilities Joint Trench Form B Details is listed in the Table A2 below. Total utilities joint trench Form B Reimbursement payment to three construction contracts is \$12.51 million.

TABLE A2: UTILITIES JOINT TRENCH FORM B DETAILS	[A] Mar 2015 BUDGET	[B] EXPENDED TO DATE	Associated Cost Account
1.3.491.07.040.02 - FORM B - CN1250 UTILITY REIMBURSEMENT	(2,275,419)	2,463,325	1.3.081.07.040.02 - 1UTL:SITWORK: UTILITIES & RELOC
1.3.491.08.040.02 - FORM B - CN1251 UTILITY REIMBURSEMENT	(7,618,412)	3,608,217	1.3.082.08.040.02 - 2UTL:SITWORK:UTILITIES&RELOCATE
1.3.491.02.040.02 - FORM B - CN1252 UTILITY REIMBURSEMENT	(254,050)	3,975,656	1.3.083.02.040.02 - TUNN:Sitework:Utilities & Relocate
1.3.491.04.040.02 - FORM B - CTS: CN1300 UTILITY REIMBURSEMENT	(451,703)	443,046	1.3.085.04.040.02 - CTS.1254: SITE UTILITIES, UTILITY RELOCA
1.3.491.09.040.02 - FORM B - STS: CN1300 UTILITY REIMBURSEMENT	(1,000,000)	1,053,691	
1.3.491.03.040.02 - FORM B - UMS: CN1300 UTILITY REIMBURSEMENT	(528,370)	467,600	1.3.084.03.040.02 - UMS.1253: SITE UTILITIES, UTILITY RELOCA
1.3.491.05.040.02 - FORM B - YBM: CN1300 UTILITY REIMBURSEMENT	(100,000)	495,879	1.3.086.05.040.02 - YBM.1255: SITE UTILITIES, UTILITY RELOCA
TOTAL	(12,227,954)	12,507,414	

5. EARNED VALUE (EV) ANALYSIS

In April 2019 Report, the Preliminary Earned Value Analysis reports is based on the SFMTA April Schedule Update. The Planned Value, Earned Value, Actual Cost, Percent Complete and resulting indexes as follows:

Preliminary April Earned Value

Overall Budgeted Cost:	\$1,578,300,000
Planned Value:	\$1,553,043,166
Earned Value:	\$1,338,546,750
Actual Cost:	\$1,341,730,994
Schedule Performance Index (SPI):	0.86
Cost Performance Index (CPI):	1.00
Percent Complete:	84.7%

SFMTA, EV Chart
APRIL 30, 2019 Update

Activity ID	Activity Name	Start	Finish	Performance % Complete	Budgeted Total Cost	Planned Value Cost (PV)	Earned Value Cost (EV)	Actual Total Cost (AC)	CP	SPI
CENTRAL SUBWAY PROJECT										
	Preliminary Engineering Phase	03-Jun-03 A	10-Apr-22	84.75%	\$1,578,300,000.38	\$1,553,043,165.74	\$1,338,546,749.58	\$1,341,730,994.34	1.00	0.86
	Final Design	03-Jun-03 A	07-Jan-10 A	100%	\$46,542,061.34	\$46,542,061.02	\$46,542,061.02	\$46,542,060.53	1.00	1.00
	Light Rail Vehicles	08-Jan-10 A	17-Jun-13 A	100%	\$115,075,987.10	\$115,075,987.06	\$115,075,987.06	\$113,950,952.17	1.01	1.00
	Real Estate	15-Apr-13 A	02-Jan-20	8.25%	\$16,800,000.00	\$26,385,653.00	\$2,177,131.58	\$11,929,246.72	0.18	0.08
	Construction Phase	01-Aug-08 A	15-May-15 A	100%	\$32,140,417.71	\$37,405,895.00	\$37,405,895.00	\$30,543,064.53	1.22	1.00
	Construction Support and Costs	03-Jan-10 A	29-Jan-22	84.57%	\$1,356,016,915.23	\$1,316,114,113.17	\$1,137,345,674.92	\$1,138,765,670.39	1.00	0.86
	Construction Utility Contract #1 - MDS & Ferals CIV-1260	03-Jan-10 A	29-Jan-22	84.11%	\$210,192,029.74	\$173,173,270.94	\$188,109,812.43	\$189,264,706.57	0.99	0.97
	Construction Utility Contract #2 - UMIS CIV-1261	04-Jan-10 A	23-May-11 A	100%	\$11,968,150.00	\$11,968,150.00	\$11,968,150.00	\$11,968,150.00	1.00	1.00
	Construction Tunnels CIV-1262	12-Jan-11 A	15-Oct-12 A	100%	\$20,668,061.47	\$20,794,563.00	\$20,794,563.00	\$20,668,061.47	1.01	1.00
	Construction STS P-1266 ATCS	08-Jun-11 A	26-Apr-19	83.05%	\$233,511,253.03	\$251,068,967.23	\$233,608,694.28	\$233,511,253.34	1.00	0.93
	Construction CIV-1300	20-May-14 A	21-Feb-20	10.95%	\$16,036,709.00	\$10,603,080.96	\$1,183,135.33	\$0.00	0.00	0.11
	Unallocated Contingency	03-Jun-13 A	02-Mar-20	62.52%	\$861,639,691.99	\$860,301,062.04	\$701,661,100.67	\$703,352,479.01	1.00	0.83
	Project Management	26-Apr-19	15-Apr-20	0%	\$11,724,619.00	\$9,519,456.49	\$0.00	\$0.00	0.00	0.00
		15-Apr-20	18-Apr-22	0%	\$0.00	\$0.00	\$0.00	\$0.00	0.00	0.00

Earned Value Analysis and Definitions

SPI is a measure of schedule efficiency on a project. It is the ratio of earned value (EV) to planned value (PV). A SPI equal to or greater than one indicates more work was completed than planned and a value of less than one indicates less work was completed than planned. A value of less than 0.9 is unfavorable.

CPI is a measure of cost efficiency on a project. It is the ratio of earned value (EV) to actual cost value (AC). A CPI equal to or greater than one indicates a cost under run and a value of less than one indicates a cost overrun. A value of less than 0.9 is unfavorable.

The following earning rules are established for each of the phase:

Cost Element Group	Planned Value (Primavera)	Earned Value (Primavera)	Actual Cost (SFMTA Cost Accounting (SAP))
Prelim. Engineering	Expenditure Plan Level of Effort (LOE)	Equals to Planned Value (LOE)	Time Keeping; Vendor Accruals and Invoices
Final Design	Expenditure Plan Level of Effort (LOE)	Equals to Planned Value (LOE)	Time Keeping; Vendor Accruals and Invoices
Procurement	Planned Delivery Date	Actual Delivery Date	Time Keeping; Vendor Accruals and Invoices
Real Estate	Expenditure Plan Level of Effort (LOE)	Equals to Planned Value (LOE)	Time Keeping; Vendor/ Material Accruals and Invoices
Construction	Schedule of Work	% Complete* x Budget at Completion (BAC)	Vendor Accruals and Invoices
Sub-Total	Performance Measurement Baseline (PMB)	Total Earned Value	Total Actual Cost
Below the Line	+ Contingency		
Total	Approved Budget		

6. FUNDING SUMMARY

The Funding Available Table below shows the total awarded funds to date vs. the total committed funds from the Project’s funding sources.

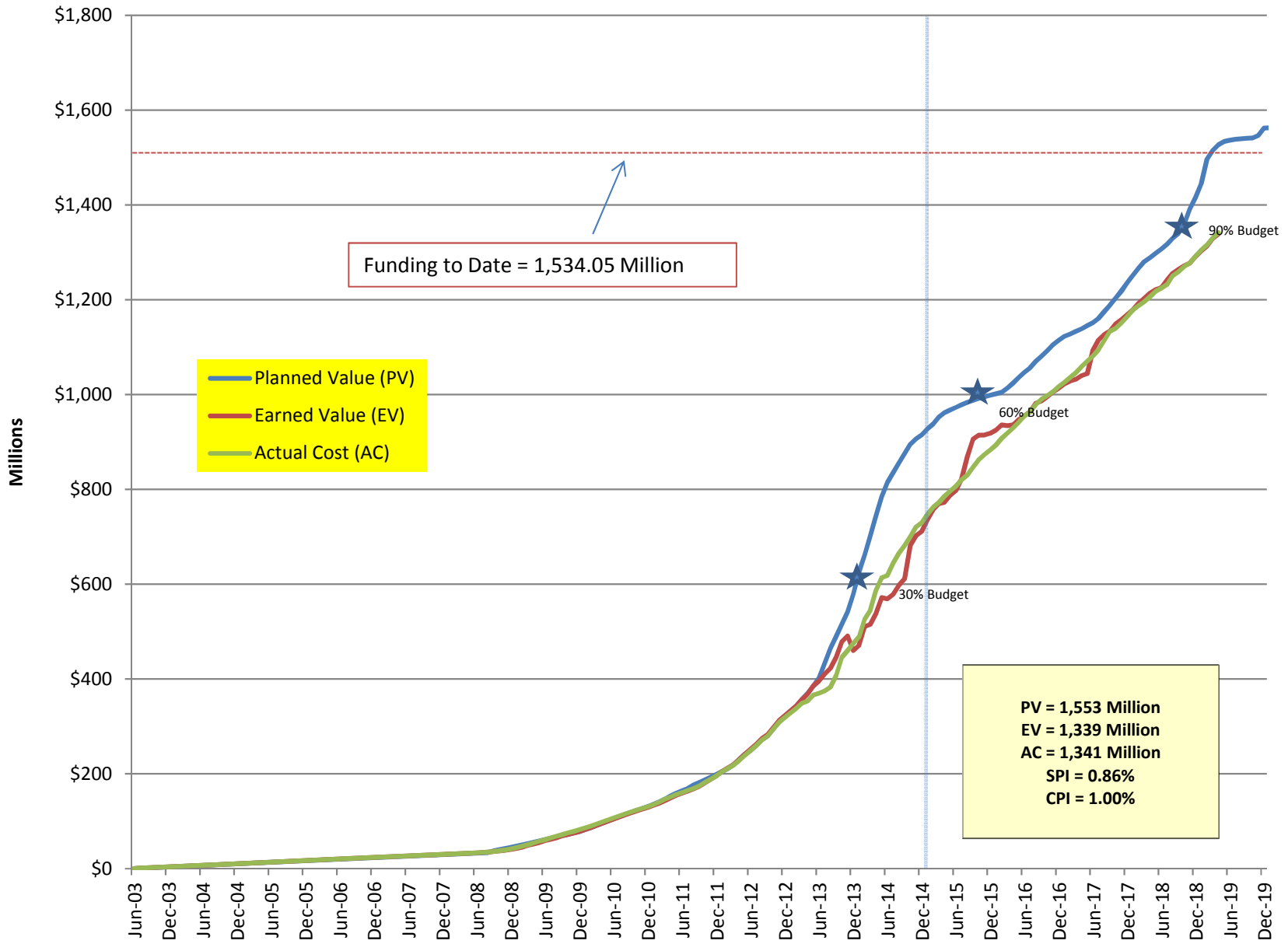
Funding Available Table		
	Funding	
	Committed Funding Sources	Total Awarded Funds to Date
Federal		
Sect. 5309-NS	\$942,200	\$942,200
CMAQ	\$41,025	\$41,025
One Bay Area Grant Cycle 2	\$15,980	\$0
Federal Subtotal	\$999,205	\$983,225
State		
TCRP	\$14,000	\$14,000
State RIP	\$12,498	\$12,498
Prop. 1B (I-Bond) PTIMSE	\$308,601	\$307,792
Prop. 1A (HSR-Bond)	\$61,308	\$61,308
State Subtotal	\$396,407	\$395,598
Local		
LCTOP	\$4,000	\$0
MTA	\$0	\$475
Operating	\$4,970	\$0
Prop. B Pop Baseline	\$26,985	\$16,055
Prop. K	\$143,542	\$138,692
TSF Transit	\$3,191	\$0
Local Subtotal	\$182,688	\$155,222
CPT 544 Total	\$1,578,300	\$1,534,045

7. LIST OF COST REPORTS

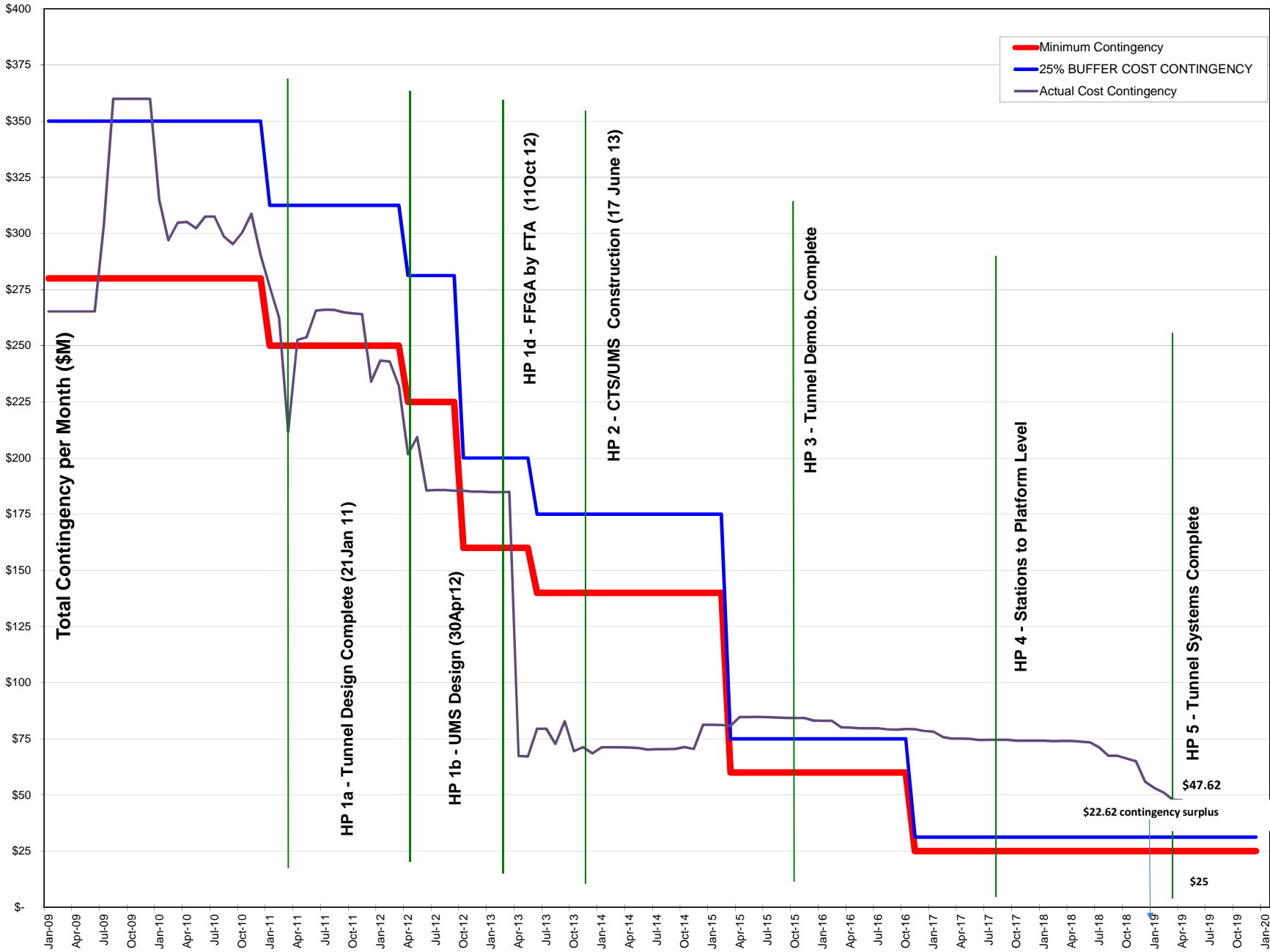
- 7.1 Program Project Budget
- 7.2 Earned Value Cash Flow
- 7.3 Contingency Drawdown Curve
- 7.4 Summary Contingency Management Trend Report
- 7.5 Detail Contingency Usage Report
- 7.6 Budget Revisions: Report sorted by Construction Packages & Soft Costs
- 7.7 Project Budget & Expenditure Report: Sorted by SCC Summary
- 7.8 Budget & Expenditure Report: Sorted by SCC Details
- 7.9 Detail Monthly Expenditure Report: grouped by Project Phase
- 7.10 Cost Report Notes

A. Central Subway Project						
Project	Name	Amount	PM	Funding Source	Reporting	Cost Report Notes
1	CPT544 Central Subway Project	\$1,578,300,000	J. Funghi	62% Fed, 30% State, 8% Local	yes	1
Total:		\$1,578,300,000				
B. Related SFMTA Capital Improvement Projects						
Project	Name	Amount	PM	Funding Source	Reporting	
2	CPT690 TBM Retrieval Shaft Relocation	\$9,700,000	Funghi/Magyar	MTA Operating Funds	no	2
3	CPT718 Chinatown Metro Plaza	\$6,980,000	J. Funghi	Transbay Redevelopment	no	3
4	CPT665 Central Subway Project - Goodwill	\$2,367,750	K. Magyar	I-Bond Interest	no	4
5	CPT705 MOH - Broadway/Sansome	\$8,000,000	K. Magyar	MTA Operating Funds	no	5
Total:		\$27,047,750				
C. Central Subway Project - Project Offset Credits						
	From	Amount	Index	Notes	Reporting	
1	2009-2016 Utility Co. - Form B Reimbursement	\$12,227,954	--	Construction contracts	yes	6
2	2017-2019 PG&E - Power Feed Reimbursement	\$7,624,540	--	Not yet bill PG&E	yes	7
3	6/26/2013 BART Elevator	\$90,000	68CPT544135B	Not yet rec'd BART Funds	yes	8
4	11/6/2013 Tutor Perini - CAD Files	\$2,500	68CPT5441236	Deposit to Design Index	yes	9
5	1/27/2014 SFPUC - Sewer Main	\$2,925,296	68W251	Certified in Contract 1300	yes	10
6	8/27/2014 SFMTA Traffic Effectiveness Project funded	\$694,651	68W324/686D42	Contract 1252 CMod #40	yes	11
7	9/27/2014 SFPUC - 24" Water Main	\$328,860	68CPT544135A	Contract 1252 CMod #41	yes	12
8	2/15/2015 Chinatown Plaza Construction Estimate	\$75,000	68CPT7181341	Contract 1300 CMod #6	yes	13
9	3/27/2015 SFPUC - 24" Water Main Additional Work Support for North Beach Restoration, OCS and	\$112,102	68W409	Contract 1252 CMod #48	yes	14
10	3/15/2016 Streetlighting	\$155,468	68T7373342D2/D3	Contract 1252 CMod #51	yes	15
11	6/27/2016 DPW - MOU for Water Line above YBM Station SFWD - 8' water line at the intersection of Fourth and	\$438,218	68W592	Contract 1300 CMod #20 Contract 1252 CMod #49 partial	yes	16
12	12/9/2016 Jessie Street	\$21,020	68W456	(\$2,102) and #60	yes	17
Total:		\$24,695,609				

Earned Value Cash Flow Curve



Cost Contingency Drawdown



COST ELEMENT	CONTRACT COST					CONTINGENCY					BUDGET	VARIANCE	Cost Report Notes
	ORIGINAL CONTRACT VALUE / September 2013 SUPPLEMENTAL BUDGET	APPROVED CHANGES	CURRENT CONTRACT VALUE	POTENTIAL CHANGES	ESTIMATE AT COMPLETION (EAC)	ORIGINAL CONTINGENCY / Sep 2013 SUPPLEMENTAL CONTINGENCY (Include CN 1250 & CN1251)	CONTINGENCY ADJUSTMENT TRANSFERS	REVISED AUTHORIZED CONTINGENCY (Include CN1250 & CN1251)	REMAINING CONTINGENCY AFTER APPROVED CHANGES DEDUCTED	REMAINING CONTINGENCY AFTER POTENTIAL CHANGES DEDUCTED	ORIGINAL CONTRACT VALUE + REVISED AUTHORIZED CONTINGENCY	BUDGET - ESTIMATE AT COMPLETE	
	a	b	c	d	e	f	g	h	i	j	j	k	
SCC 10-50 CONSTRUCTION CONTRACT PACKAGES													
1250	UTILITY RELOCATION PACKAGE #1	9,273,939	2,694,211	11,968,150		11,968,150	1,953,377	740,834	2,694,211		11,968,150		18
	Contract 1250 Department of Technology	166,756		166,756		166,756					166,756		
1251	UTILITY RELOCATION PACKAGE #2	16,832,550	3,836,531	20,669,081		20,669,081	5,367,297	(1,530,766)	3,836,531		20,669,081		19
	Contract 1251 Department of Technology	75,615		75,615		75,615					75,615		
1252	GUIDEWAY TUNNEL	233,584,015	(72,762)	233,511,253	-	233,511,253	23,658,464	(23,731,226)	(72,763)		233,511,253	(1)	20
1300	STATIONS	839,676,400	5,444,723	845,121,123	19,899,168	865,020,291	20,000,000	20,000,000	40,000,000	34,555,277	879,676,400	14,656,109	21
	1253 UNION SQUARE/MARKET ST STATION [UMS]	294,030,590	6,087,888	300,118,478	10,100,079	310,218,557	5,000,000	15,000,000	20,000,000	13,912,112	314,030,590	3,812,033	
	1254 CHINA TOWN STATION [CTS]	247,567,810	11,574,607	259,142,417	2,570,501	261,712,918	5,000,000	5,000,000	10,000,000	(1,574,607)	257,567,810	(4,145,108)	22
	1255 YERBA BUENA/ MOSCONE STATION [YBM]	158,089,000	2,466,850	160,555,850	5,572,248	166,128,098	5,000,000		5,000,000	2,533,150	163,089,000	(3,039,098)	
	1256 SURFACE TRACKWORK & SYSTEMS [STS]	139,989,000	(14,684,622)	125,304,378	1,656,341	126,960,719	5,000,000		5,000,000	19,684,622	144,989,000	18,028,281	
OTHER		38,239,187	19,096,709	57,335,896		57,335,896	1,160,000	1,060,000	2,220,000	(16,876,709)	40,459,187	(16,876,709)	23
	SCC 10 - 50 Construction Sub-total	1,137,848,462	30,999,413	1,168,847,874	19,899,168	1,188,747,043	52,139,137	(3,461,158)	48,677,979	17,678,568	1,186,526,441	(2,220,601)	24
SCC 60-80 SOFT COSTS PACKAGES													
60	ROW, LAND, EXISTING IMPROVEMENTS	36,511,799	(4,265,478)	32,246,321		32,246,321	1,000,000	(1,000,000)	0	0	32,246,321	0	25
70	VEHICLES	24,108,712	(7,308,712)	16,800,000		16,800,000	2,276,941	(2,276,941)	0	0	16,800,000	0	26
80	PROFESSIONAL SERVICES	310,518,041	2,263,498	312,781,539		312,781,539	18,221,079		18,221,079	18,221,079	331,002,618	18,221,079	26a
	SCC 60 - 80 Construction Sub-total	371,138,552	(9,310,692)	361,827,860	0	361,827,860	21,498,020	(3,276,941)	18,221,079	18,221,079	380,048,939	18,221,079	
SCC 90	UNALLOCATED CONTINGENCY						3,845,945	7,608,606	11,454,551	11,724,619	11,724,619	11,724,619	27
TOTAL		1,508,987,014	21,688,721	1,530,675,735	19,899,168	1,550,574,903	77,483,102	870,507	78,353,609	47,624,266	27,725,098	1,578,299,999	27,725,096
											Total Project Budget	1,578,300,000	28
											Estimate At Completion	1,550,574,903	29
											Variance	27,725,096	30

Note #17 - Adjusted Contract 1252 Guideway Tunnel contingency "column g" to reflect construction contract modifications #20, #40, #41, #48, #51 and #60 were funded by other funding sources.

Contract Modification/Trend Log - Contract 1300 Stations

Awarded NTE Amount	\$839,676,400	\$845,121,123
Substantial Completion	6/30/2018	6/30/2018

	UMS	CTS	YBM	STS	COST REPORT NOTES
Potential Changes	10,100,079	2,570,501	5,572,248	1,656,341	31
Change Order - Pending					
CTS COR 372 DSC Potholing @ N Acces		9,846			
CTS COR 824 Multiple Setups, Standb		1,384			
CTS COR 994 FACO#01,10,11 & Alw 13		26,319			
CTS PCC 43 Removal of Bus Bulb		15,180			
Job Readiness - CTS		(390,000)			
Job Readiness - STS				(140,000)	
Job Readiness - UMS	(390,000)				
Job Readiness - YBM			(140,000)		
STS COR #89 Extra Sewer Work				15,561	
STS COR #91 PG&E Vault Conf 16" Wtr				68,299	
STS COR 1085 AWSS Confl't w/ 36" Swr				16,135	
STS COR 1115 Unkwn Conc Impdng AWSS				2,586	
STS COR 1194 Unkwn MH Incor MH				2,866	
STS COR 736 Addition Rein Handholes				5,905	
STS COR 844 4th & King Trcwrk Shtdn				1	
STS COR 846 Util Conf w/ 78" SW Crw				11,225	
STS COR 987 Unkn Utl confl't w/ (N)				71,823	
UMS COR 1056 Embed Steel Plates	443				
UMS COR 1076 Unkwn Conduits & Conc	7,141				
UMS COR 1199 Redesigned 12" WD Conn	36,695				
UMS COR 12 Fire Hydrant @ OFarrell	45,000				
UMS COR 1336 Water Test at Ellis	139				
UMS COR 1515 Shutdown at OFA	339				
UMS COR 892 Escalator Raceways	180,008				
UMS MRY Duct Bank-East Conflict	50,485				
UMS PCC 122 Drain Piping Grout Dtls	466,307				
UMS PCC 195 Reinf. of Wall to Slab	1,514				
UMS PCC 212 Trouble Lights	(201)				
UMS PCC 247 Changes to RP-304	22,437				
UMS PCC 270 Receptacles & Circuits	75,361				
UMS PCC 282 Mezzanine N. Headwall	23,458				
UMS PCC 293 Gas Line on O'Farrell	107,118				
UMS PCC 298 Sewer at Stair 3 and 4	30,466				

Contract Modification/Trend Log - Contract 1300 Stations

Awarded NTE Amount	\$839,676,400	\$845,121,123
Substantial Completion	6/30/2018	6/30/2018

	UMS	CTS	YBM	STS	COST REPORT NOTES
UMS PCC 314 Potholing S.Laterals	8,838				
UMS PCC 327 Traffic Signals Ellis	2,236				
UMS PCC 333 Water Service Offset	5,270				
UMS PCC 334 Pothole for Sewer	3,591				
UMS PCC 356 Steel Support at Mezz.	11,324				
UMS PCC 411 Foam for Beam 95 Cavity	4,975				
UMS PCC 429 (GEN) Traffic Cabinets	10,188				
UMS PCC 93 Ellis Deck Seismic Joint	10,502				
USG COR 261 8" Wall at Grid 11B	3,473				
USG COR 652 Elev. 1 & 2 Cond. Shaft	16,463				
USG PCC 105 Adj to Row X and Row Y	28,715				
USG PCC 107 Light Pole Footings	7,205				
USG PCC 186 Bollard on Ramps	28,124				
USG PCC 190 Plaza Level Slab Detail	9,354				
USG PCC 191 Column 14 A Changes	5,290				
USG PCC 197 Precast Planter Pots	11,029				
USG PCC 31 HVAC Trench Mod.	134,936				
USG PCC 68 Ramp Barriers Handrail	32,873				
USG PCC 73 Acceleration of Work	83,187				
YBM COR 1062 Elevator #3 Pit Change			53,312		
YBM COR 1105 Unk UST in sidewalk			56,526		
YBM COR 1154 Elevator Glass Cab Cha			37,010		
YBM COR 1306 Hold Point Koden Check			11,838		
YBM COR 1348 Added Rebar Dowels int			3,957		
YBM COR 1373 (E) Unknown Red Concre			264,013		
YBM COR 1377 (E) 20" Waterline conf			24,123		
YBM COR 1438 Provide Reinforcing in			5,222		
YBM COR 1457 Fire Hydrant Removal			1,281		
YBM COR 1473 Stair #1 Added Drain			827		
YBM COR 1534 Square Tubing for Bike			533		
YBM COR 1586 Added HSS Tube Framing			20,768		
YBM COR 1620 Install Knife Valve			1,060		
YBM COR 705 Del bems & Embds/Ven sh			(22,928)		
YBM COR 825 Tunnel Seg Steel Fibers			62,675		
YBM COR 841 Design Chng Stair 1 run			7,679		

Contract Modification/Trend Log - Contract 1300 Stations

Awarded NTE Amount	\$839,676,400	\$845,121,123
Substantial Completion	6/30/2018	6/30/2018

	UMS	CTS	YBM	STS	COST REPORT NOTES
YBM COR 953 Added Condensate Drain			6,059		
YBM COR 972 Ex Ut Inc W Ctch Basin			2,982		
YBM PCC 182 Primers & Vents for FDs			10,099		
YBM PCC 209 Tract Power GRS Downsiz			(23,988)		
YBM PCC 214R1 FHC and AR Phones			23,045		
YBM PCC 252 Protect In-Slab Pipes			15,173		
YBM PCC 260 Folsom St. AWSS Valve			10,879		
YBM PCC 287 Elevator Cab Handrail			84,659		
YBM PCC 290 Elimination of Intercar			(25,927)		
YBM PCC 340 Stripe Howard 3rd - 4th			316		
YBM PCC 402 Replace Surface Slab Te			8,770		
YBM PCC 436 Chg to Luminous Ceiling			21,274		
Change Order Request (COR)					
CTS COR 1589 Raised Floor w/ Pre-Ca		0			
CTS COR 1608 Stair 6 Slab Edge Dime		0			
CTS COR 1642 Suspension of Work Due		0			
CTS COR 1646 Reinforcing for Beams		0			
CTS COR 1664 DSC Excavation of #7 V		0			
CTS COR 1682 Panelboard Shop Drawin		0			
CTS COR 1685 METS Conduit & Cabling		0			
CTS COR 1704 GEN Failure of Timely		0			
CTS COR 1735 Design Changes to Stai		542,484			
STS COR 1320 Accel Sewer Work				67,401	
STS COR 1545 ATCS Signal Recommenda				0	
STS COR 1694 Plinth Confl w CB Scup				0	
STS COR 1700 Reject O&M Submittals				0	
UMS COR 1089 6-inch Fire Line	26,892				
USG COR 275 Conn. Plaza Grid B	0				
Negotiation					
COR 1543 Thales ATCS Sig Recom				0	
CTS - PCC #036 (CMU Wall Bracing)		19,552			
CTS COR 1013 CTS Setlmt Mitigation		20,001			
CTS COR 1016 Locate Water Leak		4,538			
CTS COR 1031 Add Fire Hose Valves		14,896			
CTS COR 1061 S Pltfrm Unstable Grnd		150,000			

Contract Modification/Trend Log - Contract 1300 Stations

Awarded NTE Amount	\$839,676,400	\$845,121,123
Substantial Completion	6/30/2018	6/30/2018

	UMS	CTS	YBM	STS	COST REPORT NOTES
CTS COR 1159 Change Escalator 1 & 2		484			
CTS COR 1177 NDSC Unknown Utilities		5,000			
CTS COR 1249 Add GFRC Panels		130,001			
CTS COR 1253 N. Emergency Egress		5,349			
CTS COR 1308 Dwg Interpretation		67,160			
CTS COR 1401 Excessive Compensation		80,001			
CTS COR 1419 Add Neutral Conductor		14,930			
CTS COR 1579 Under Platform Sector		0			
CTS COR 1632 Platform GFRC Wall Pan		95,061			
CTS COR 1671 Add 120VAC Circuits fo		6,638			
CTS COR 1701 Added Vapor Control		40,001			
CTS COR 200 Dr & Dr Hrdwre for GFRC		7,797			
CTS COR 255 Additional Instruments		429,777			
CTS COR 299 Removal of Interim SW		18,253			
CTS COR 324 Strt to Beam Con@ G/L7		5,374			
CTS COR 408 MSX Termination		191,291			
CTS COR 437 Unanticipated Elec @ Sh		1,779			
CTS COR 527 Connection b/t Wall/Dec		40,939			
CTS COR 568 CMOD 019 Reservations		31,906			
CTS COR 582 Monitor at Agent Booth		36,370			
CTS COR 625 Added Cane Detc Rail		6,066			
CTS COR 626 Ad HSS & Plt @ H Beam		4,267			
CTS COR 627 Add HSS Col @ Tickt Mac		2,471			
CTS COR 628 Add Beams and Embeds		8,285			
CTS COR 659 Add Grts at Sta Ag glas		2,103			
CTS COR 679 GI Cutos & Add Sp hds		23,450			
CTS COR 681 Crss Cut Cvrn SEM Excvn		60,001			
CTS COR 686 Es & Gls Enc Sif Clning		6,716			
CTS COR 695 Mod to Grondng System		10,001			
CTS COR 866 ATCS/Thals Sngl Pwr Sor		10,001			
CTS COR 917 Spriklr Hnging Method		50,001			
CTS COR 923 Esc Equip Room Size		10,001			
CTS Delete PGE Work at Vault 732		(35,036)			
CTS PCC 001 Delete DB on Stockton		(84,018)			
CTS PCC 120 Prov Cond-Lft-net Systm		0			

Contract Modification/Trend Log - Contract 1300 Stations

Awarded NTE Amount	\$839,676,400	\$845,121,123
Substantial Completion	6/30/2018	6/30/2018

	UMS	CTS	YBM	STS	COST REPORT NOTES
CTS PCC 169 JT Config Change		48,068			
CTS PCC 207 SEM Sequencing Changes		0			
CTS PCC 262 Cavern Wall Artwork		18,000			
CTS PCC 316 PSG 500 to 750 MCM		75,000			
CTS PCC 332 Add Lighting Artwork		21,000			
CTS PCC 347 PGE Permanent Elect		20,001			
CTS PCC 348 Omission of Metal Ring		40,001			
CTS PCC 349 Platform Column C1 Size		2,001			
CTS PCC 350 Escalator Raceways Mach		20,469			
CTS PCC 351 Trap primers for floor		17,160			
CTS PCC 352 Downspout Requirement		822			
CTS PCC 353 Elevators 1 & 2 Machine		0			
CTS PCC 355 FHC and Area of Refuge		14,499			
CTS PCC 364 Changes to Data Outlets		1,000			
CTS PCC 365 Headhouse Beam 240 Rein		(1,000)			
CTS PCC 378 Crosscut Tunnel Final L		50,000			
CTS PCC 379 Increase Door Size		5,000			
CTS PCC 380 Add Fire Hose Valves		11,200			
CTS PCC 381 Relocation of TP Boxes		0			
CTS PCC 383 Heating Refrigerating		150,000			
CTS PCC 388 Stair #5 Clear Width Di		2,000			
CTS PCC 404 Escalator & Stair Glass		1,000			
CTS PCC 409 Additional ATCS Conduit		4,000			
CTS PCC 412 Add a conduit for the N		1,000			
CTS PCC 415 Additional Reinforcemen		1,500			
CTS PCC 433 Beam Reinforcement at I		25,000			
CTS PCC 438 Additional Reinforcemen		500			
CTS PCC 445 DSC Excavation of #7 PG		20,000			
CTS PCC 463 Relocation of Sump at E		20,000			
CTS PCC 98 Slurry Wall Wr Proofing		0			
CTS PCC#25 Stairs 5, 6, 7 Mods		27,962			
CTS PCC258 Start PCN before Com PCS		0			
CTS-COR#201 Swr Line & Station Roof		37,661			
CTS-Delete Tree Planting		(3,967)			
CTS-PCC40 Plaza Surface Slab Pntrtn		4,878			

Contract Modification/Trend Log - Contract 1300 Stations

Awarded NTE Amount	\$839,676,400	\$845,121,123
Substantial Completion	6/30/2018	6/30/2018

	UMS	CTS	YBM	STS	COST REPORT NOTES
GEN PCC 183 Electric Power Elevator			31,574		
GEN PCC 189 Anti-Graffiti Film			83,371		
GEN PCC 33 End Platform Gate Revisi			57,403		
PCC 432 Station Agent Booth Slab Op		5,000			
STS - Deletion of ARS (Revision 1)				(5,335,785)	
STS - PCC#28 Portal Dowels				(1,753)	
STS COR #88 Modify CBs and Culverts				4,395	
STS COR #92 PG&E Vault Conf 12 AWSS				57,560	
STS COR 067 FACO #41 GW Lead Filter				22,695	
STS COR 090 Subsurface Obstrc				20,452	
STS COR 093 12" Water Conf 12" Tee				0	
STS COR 101 Cleaning for non-78" SW				58,906	
STS COR 1017 Increase Neoprn Pad le				2,236	
STS COR 1022 2" Traffic Sgnl Condui				1,428	
STS COR 1034 E live DT/MRY Ductbank				39,041	
STS COR 1045 78" Conc Cap Repair				19,381	
STS COR 1072 Raised Prtl Walkway				6,275	
STS COR 1075 U Wall Section Slab				4,001	
STS COR 1097 21" Sewer Bulkhead				13,338	
STS COR 1099 Cnflct with 24" casing				34,788	
STS COR 1100 E Swr Cnflt w/ 18" HDP				48,176	
STS COR 1104 Unkwn Aluminum Pipe				1,974	
STS COR 1116 Live Ductbank in Cnflt				15,000	
STS COR 1119 48" Corrg Pipe Cnflc				16,535	
STS COR 1140 Pothole 12" AWSS				4,022	
STS COR 1147 Utility Conflict				21,783	
STS COR 1150 Unkwn 18" Stl Line				2,316	
STS COR 1165 DSC - Unknown void				4,008	
STS COR 1172 DSC Utilities Conflict				17,398	
STS COR 1178 Extra Shoring - 36" FM				2,929	
STS COR 1179 Exst Pipes FM				1,769	
STS COR 1180 Unkwn Conc 10" FM				5,000	
STS COR 1187 Add Pothole WD POC				16,513	
STS COR 1189 Unkwn 12" AWSS Offset				5,323	
STS COR 1202 Acceleration 36" FM				172,036	

Contract Modification/Trend Log - Contract 1300 Stations

Awarded NTE Amount	\$839,676,400	\$845,121,123
Substantial Completion	6/30/2018	6/30/2018

	UMS	CTS	YBM	STS	COST REPORT NOTES
STS COR 1203 GSUC Delay Backfill				11,068	
STS COR 1212 Reloc Exst 10" SSFM				10,771	
STS COR 1214 Add WD POC Excav				9,285	
STS COR 1216 Traffic Signal Support				2,241	
STS COR 1217 Slurry Backfill Fiber				3,490	
STS COR 1219 MRY DB Confl w 36 FM				50,001	
STS COR 1233 Ext RR Ties Confl Sewe				879	
STS COR 1241 Unkn PVC Conduits				6,945	
STS COR 1251 Shal Utl Trak Slab				130,000	
STS COR 1261 Acceleration 36 FM				6,657	
STS COR 1262 12" WD Blowout				20,078	
STS COR 1266 Shallow Fiber DB				6,531	
STS COR 1268 FH Install NE 4th Brya				7,001	
STS COR 1271 Addl Parking Strip				23,295	
STS COR 1275 Golden State Repair				1,863	
STS COR 1276 Install Culvert 4th Br				(7,054)	
STS COR 1278 MRY Vault Cables				50,000	
STS COR 1284 Conc Obstrt AWSS				6,040	
STS COR 1285 Unkn Utl Confl TD				749	
STS COR 1286 Unkn DB Confl TD				63,740	
STS COR 1288 Unkn DB Confl TD				3,633	
STS COR 1290 Traf Sig Box Confl				20,000	
STS COR 1295 CI Offset Conflict				166,028	
STS COR 1296 PVC DB Sewer Conflict				6,339	
STS COR 1307 Dmg MH Confl Sewer				131,481	
STS COR 1309 Brick Sewer Conflict				41,063	
STS COR 1310 Concrete Kicker				2,474	
STS COR 1314 Unkn Stl CI Conflict				14,258	
STS COR 1319 48" Sewer MH Confl				6,336	
STS COR 1323 Utl Confl AWSS FH				28,563	
STS COR 1325 Tide Flex Confl DB				5,935	
STS COR 1328 Invest Swr Lateral				3,257	
STS COR 1331 Brick Wall Conflict				2,908	
STS COR 1333 Changes to Marquee				3,496	
STS COR 1351 Tele Volt Power				0	

Contract Modification/Trend Log - Contract 1300 Stations

Awarded NTE Amount	\$839,676,400	\$845,121,123
Substantial Completion	6/30/2018	6/30/2018

	UMS	CTS	YBM	STS	COST REPORT NOTES
STS COR 1364 Culvert Confl Trk Drn				2,001	
STS COR 1372 Conc Blkt AWSS Confl				2,864	
STS COR 1381 Poly Drain Confl MRY				1,116	
STS COR 1393 AWSS Restraint Req				10,001	
STS COR 1402 Subsurface Slab				1,463	
STS COR 1434 Unknown Duct Bank Conf				796	
STS COR 1445 Unkwn Fiber Pave Reno				5,000	
STS COR 1446 PGE Vault Pave Reno				0	
STS COR 1492 Pave Reno 4th Brannan				50,001	
STS COR 1497 Pave Reno SW 4th Brann				50,001	
STS COR 1510 Sta Canopy Column Slee				5,001	
STS COR 1541 VCP Steel Casing				4,181	
STS COR 1544 ATCS Sgnl Recmndtion				5,001	
STS COR 1561 Rusted Tunnel Inserts				0	
STS COR 1562 Curved Unistruts				0	
STS COR 1593 ATT MH 4th Brannan				8,001	
STS COR 1615 Public Safety Comms				10,001	
STS COR 1622 Exist Pull Box Ramp				0	
STS COR 1634 Sewer Confl Light Pole				2,000	
STS COR 164 DSC 8" AWSS Lat Conf 78				4,077	
STS COR 1709 SFFD Phones				50,001	
STS COR 1712 In-Service Drawings				70,001	
STS COR 1720 Walkway Tunnel Inserts				10,000	
STS COR 1739 Delete (4) gas line ca				0	
STS COR 1759 Platform lvl High OH &				0	
STS COR 211 SW conf AWSS 4th/Freelo				4,561	
STS COR 220 DSC Relocate MRY DB&Vlt				0	
STS COR 297 TC for Track Work at 4t				150,000	
STS COR 367 DSC Conf w/ CP and FM				40,783	
STS COR 371 Conflicts w/ 12" AWSS				25,364	
STS COR 392 Util at 4th-Town SW MH				13,246	
STS COR 401 AWSS Layout 4th/King				214,125	
STS COR 402 3x5 SW Confl w/ VCP SW				10,000	
STS COR 404 Contam Soil in MRY DB				9,361	
STS COR 406 Addtl TC at 4th/King				399,724	

Contract Modification/Trend Log - Contract 1300 Stations

Awarded NTE Amount	\$839,676,400	\$845,121,123
Substantial Completion	6/30/2018	6/30/2018

	UMS	CTS	YBM	STS	COST REPORT NOTES
STS COR 416 Conc DB/wall/lines conf				81,783	
STS COR 447 Added Exc for SFWD POC				29,423	
STS COR 454 Addtl Conflicts w/ 8" W				203,549	
STS COR 455 Conflicts w/ 8" WD Line				10,000	
STS COR 456 Conflicts w/ MRY Poles				20,000	
STS COR 484 New WD & AWSS Alignment				52,174	
STS COR 488 Tunnel Track Alignment				50,001	
STS COR 500 Tunnel Monuments				3,226	
STS COR 530 Tunnel Track Machine				20,064	
STS COR 533 Conc wall confl util				38,279	
STS COR 536 Util in Conf w 36" FM				66,287	
STS COR 559 Temporary Trolley Pole				5,890	
STS COR 567 Loct of Plinth Breaks				10,000	
STS COR 584 Debris confl w/ culvert				6,275	
STS COR 604 Duct Bank in conf. w se				(13,879)	
STS COR 609 Damaged MRY Conduit				21,792	
STS COR 615 Sump Pump Pit Cover				1,064	
STS COR 621 Additional WD Exc. per				26,293	
STS COR 623 Unkn Con Structure				2,966	
STS COR 632 Omit Unist & add Anr Bt				2,180	
STS COR 633 Ligting Arrrests Signal				10,001	
STS COR 641 SW delay due to conf ut				10,025	
STS COR 644 Wod Pier Cnf w AWSS				13,258	
STS COR 666 Ukn Con Vlt/con N36"				10,118	
STS COR 675 Dct bnk & 3" Gas Line				17,569	
STS COR 682 Shtdown #1 Rail Mods				9,432	
STS COR 683 Gas Ln & unkn Duct Bank				20,391	
STS COR 694 Tr Rts in con/car pipes				821	
STS COR 699 Dct Bnk in Cnf w 36"FM				23,817	
STS COR 702 Brk Cs Bsn cnct w N Cuv				1,381	
STS COR 703 Tunl Wakway Expn jnts				386	
STS COR 737 Dct Bnk infc w AT&T Rem				2,455	
STS COR 751 Db in coflct 36" FM& MH				75,150	
STS COR 755 AWSS Material Delay				20,981	
STS COR 787 AT&T Dct Bnk InCw N 36"				35,000	

Contract Modification/Trend Log - Contract 1300 Stations

Awarded NTE Amount	\$839,676,400	\$845,121,123
Substantial Completion	6/30/2018	6/30/2018

	UMS	CTS	YBM	STS	COST REPORT NOTES
STS COR 788 Add Basin & Culvert				28,843	
STS COR 796 Woodn Piers Woodn Beams				10,001	
STS COR 807 Tunnel Invret Slab				13,198	
STS COR 813 Permissive Signal				10,001	
STS COR 826 DSC Swr Cap & I Beams				15,000	
STS COR 834 Thales ATCS TC Pwr Dist				10,001	
STS COR 849 brk Pen incof w 78" Swr				485	
STS COR 852 Caltrans Encrocmt Prmt				10,001	
STS COR 865 Sd Swr Mnhl & 15" Sw Ln				15,001	
STS COR 873 Ex L3 DcBnk Incn Pv Ren				12,096	
STS COR 874 Inter Loc of MRY Dc Bk				20,000	
STS COR 880 Ex Dbk in con Ins SC				1,001	
STS COR 890 Ex Pll Box Incon Crb Rm				3,001	
STS COR 893 Abnd Wtr Ser @St 175+21				682	
STS COR 909 PGE Gas Interruption				58,700	
STS COR 911 E SW Conf w 48" SW				9,632	
STS COR 920 Hoist Beam Supports CP5				(1,932)	
STS COR 926 E TS conduits conf w pa				10,000	
STS COR 927 E Gas Conf w N CB				3,000	
STS COR 929 MH Conf w SW Grout				14,297	
STS COR 930 SW Cracks Conf w Grout				5,000	
STS COR 931 Tree Removal				2,998	
STS COR 934 Revised Curb/Gutter				10,001	
STS COR 942 Radio Sys Prelim Design				50,001	
STS COR 945 Confl Sewer Bulkheads				5,001	
STS COR 954 Culvert Field Investiga				20,106	
STS COR 958 Trk Pave Change				(193,611)	
STS COR 962 4th/King Incomp Hrdwr				34,448	
STS COR 965 DB conf w 8" WL and Sle				102,893	
STS COR 970 16" WL Installation				76,221	
STS COR 974 Fldng frm Brkn Wtr Mn				18,610	
STS COR 976 Ex Unkwn Mnhl & Dct Bnk				25,761	
STS COR 979 (N) CB in Conf w/ (E) V				3,639	
STS COR 98 DSC MRY MH Conf w N CB				189,966	
STS COR 983 Ex Rbr in Cnflt w/ WL				1,845	

Contract Modification/Trend Log - Contract 1300 Stations

Awarded NTE Amount	\$839,676,400	\$845,121,123
Substantial Completion	6/30/2018	6/30/2018

	UMS	CTS	YBM	STS	COST REPORT NOTES
STS COR 995 E 3" Asbs Conduit Cnflt				996	
STS COR 996 Prtl WI Cnflct w/ slab				4,106	
STS COR 997 E Unkn Cncrt Encsmnt				11,292	
STS COR 999 E 18" Steel Pipe Confli				0	
STS Existing Fuel & Transite in MRY				14,101	
STS PCC 052 Deletion of ARS Pt II				(177,246)	
STS PCC 063 Del ATT/TSIC/PGE on 4th				(36,495)	
STS PCC 084 Removal of ATT DB & Vau				168,173	
STS PCC 096 4th Street SW Slip Lini				828,956	
STS PCC 114 Stdpipe & Cond @ Portal				340,674	
STS PCC 117 PDS Signs Moun Brackt				50,034	
STS PCC 121 PG&E Pnts Streetlightig				282,638	
STS PCC 161 Delete Plat ESPBs				0	
STS PCC 206 Replace CCTV equipment				(315,264)	
STS PCC 223 4th and King Advnc Wrk				32,732	
STS PCC 224 Addn'l Water Line Work				262,654	
STS PCC 226 Axle Counter Boxes				138,591	
STS PCC 227 Paving for Temp Roadway				78,020	
STS PCC 232 WL at Welsh St				36,090	
STS PCC 236 Pavement Survey				2,291	
STS PCC 239 Excavate Duct Bank				56,480	
STS PCC 244 PDS Signs				(45,075)	
STS PCC 249 Add Water Line on 4th				53,752	
STS PCC 255 Sidewalk Restoration				41,289	
STS PCC 265 Phone Encl Blue Light				63,385	
STS PCC 278 Rev Track Crub Drain				307,695	
STS PCC 279 WD Work S 4th Brannan				84,040	
STS PCC 283 Power Dist Single Line				24,169	
STS PCC 311 Vetag Infrastructure				52,629	
STS PCC 313 Pave Reno Weekend				217,211	
STS PCC 319 4th Bran Pave Reno Wknd				96,041	
STS PCC 331 Marquee Pole Changes				9,008	
STS PCC 359 4th Bryant Pave Wkend				0	
STS PCC 376R1 FiberPanels/Cabling				0	
STS PCC 377 Traffic Signal Change				0	

Contract Modification/Trend Log - Contract 1300 Stations

Awarded NTE Amount	\$839,676,400	\$845,121,123
Substantial Completion	6/30/2018	6/30/2018

	UMS	CTS	YBM	STS	COST REPORT NOTES
STS PCC 396 Additional Tunnel Light				0	
STS PCC 403 Curb Ramp Sidewalk Chan				52,936	
STS PCC 422 ATCS Switch Machine				0	
STS PCC 424 ATCS Conduits at CTS				30,000	
STS PCC 426 TCR Layout at CTS				0	
STS PCC 440 TCR Layout at UMS				0	
STS PCC 441 TCR Layout at YBM				0	
STS PCC 442R1 ATCS Wayside Equip Sta				0	
STS PCC 475 Portal Intrusion Device				0	
STS Track Switch Machine Change				147,537	
STS-FACO #48 Work Related St Lght				2,051	
UMS - DCW and Hose Bibbs	0				
UMS - N. Entrance Art Glass and Gla	0				
UMS COR 102 Cap on 12 inch Water	8,001				
UMS COR 1074 Traffic Signal Footing	(10,103)				
UMS COR 1102 New 8" WD Tie-In	93,921				
UMS COR 1167 South Headwall Repair	65,001				
UMS COR 1190 Mtr Pedestal at Mrkt S	10,001				
UMS COR 1229 Granite Base Footing	2,001				
UMS COR 1299 E PG&E Vault at Ellis	31,173				
UMS COR 1301 Wtrprfing under 71 Ell	50,000				
UMS COR 1335 Scaffold @ NW Crnr Ell	5,000				
UMS COR 1353 Unknwn WD at Ellis	463				
UMS COR 1356 Unknwn Void at Ellis	1,045				
UMS COR 1366 Broken WD at Macy's	3,001				
UMS COR 1397 Added Rebar for Condui	2,001				
UMS COR 1416 Brkrm Domestic Water	5,001				
UMS COR 1460 Removal of CB on UD302	801				
UMS COR 1479 Incorr Sewer Laterals	5,001				
UMS COR 1530 E Brick at Stairs 3&4	3,001				
UMS COR 1629 Wind Load Requirements	45,001				
UMS COR 1635 Custom Plenum for CN21	80,001				
UMS COR 1645 Unkwn Steel Beam	501				
UMS COR 1669 Add L2 Fixture	60,001				
UMS COR 1672 Missing Branch Selecto	0				

Contract Modification/Trend Log - Contract 1300 Stations

Awarded NTE Amount	\$839,676,400	\$845,121,123
Substantial Completion	6/30/2018	6/30/2018

	UMS	CTS	YBM	STS	COST REPORT NOTES
UMS COR 1677 Damper Opening Curb	5,001				
UMS COR 1678 Elv 3 Emergency Door	(5,001)				
UMS COR 1684 Incompatible Door	1,001				
UMS COR 1705 Review of MEP Cordnatn	2,001				
UMS COR 1711 RFI Response Conflict	5,001				
UMS COR 1726 Precast Stair Step Nos	0				
UMS COR 1734 FDS UL Requirement Con	0				
UMS COR 1738 UGS Arch Step Nosing	0				
UMS COR 1753 Stair Framing Conflict	0				
UMS COR 307 Elevator Site Hazmat	16,028				
UMS COR 391 AT&T Duct Bank Conflict	25,001				
UMS COR 403 Waterproofing at BART	63,285				
UMS COR 493 Steel Shape Inside Pile	25,001				
UMS COR 636 Bi-Fold Door Tube Steel	24,911				
UMS COR 660 Added Grommets at Booth	3,253				
UMS COR 747 NDSC Unidnfied Con Pile	7,181				
UMS COR 817 Odor at N. Concourse	100,000				
UMS FACO #31 NDSC Incomplete PGE DB	165,944				
UMS PCC 007 Geoprobe Credit	(15,600)				
UMS PCC 027 Escalator Barricade	(9,227)				
UMS PCC 029 Concrete Wale Support	41,424				
UMS PCC 038 BART Instrmnt Transfer	45,280				
UMS PCC 078 Jet Grout at O'Farrell	11,611				
UMS PCC 118 Elevator Overhead Hoist	211,646				
UMS PCC 136 Transformer in Vault 31	25,000				
UMS PCC 150 S. HW Wale Connection	37,174				
UMS PCC 153 Geary Catch Basin	(5,370)				
UMS PCC 166 Revise Feeder Schedules	97,976				
UMS PCC 181 Plaza ADA Enhancements	55,379				
UMS PCC 184 Glass Floor Support	19,261				
UMS PCC 196 Exhust Fan & Escltr Cnt	31,313				
UMS PCC 198 Ellis Deck Vertical Joi	22,196				
UMS PCC 201 Door Alarm Points	0				
UMS PCC 213 Electrical at Ellis St.	(5,994)				
UMS PCC 216 Waterproofing Drainage	15,490				

Contract Modification/Trend Log - Contract 1300 Stations

Awarded NTE Amount	\$839,676,400	\$845,121,123
Substantial Completion	6/30/2018	6/30/2018

	UMS	CTS	YBM	STS	COST REPORT NOTES
UMS PCC 217 POC for Drain Line	(72)				
UMS PCC 219 Add Data & Power Outlet	608,205				
UMS PCC 222 Delete PG&E Conduits	(12,359)				
UMS PCC 228 Added 2"x4" conduits	16,695				
UMS PCC 230 Ellis AT&T Work	20,131				
UMS PCC 246 Fiber Optic Cable	8,613				
UMS PCC 253 Pltfrm Lvl Hdwl Wale Re	99,972				
UMS PCC 257 Mezz Lvl Hdwl Wale Rein	79,599				
UMS PCC 261 Pltfrm Lvl Intrnl Drain	80,977				
UMS PCC 263 LED artwork	116,391				
UMS PCC 271 Metal Deck Support	88,569				
UMS PCC 273 N Entrce Cncrs Lvl HVAC	254,145				
UMS PCC 275 Drainage at Stairs 3&4	16,791				
UMS PCC 277 N Entrnc WD Connection	42,333				
UMS PCC 281 Power Infrastructure	136,319				
UMS PCC 291 Concourse Level Floor D	24,679				
UMS PCC 309 Bus Shelter on Geary	0				
UMS PCC 318 Station Door Hardware M	1,552,603				
UMS PCC 325 Escalator Slab Rebar	3,539				
UMS PCC 330 Water Services	82,121				
UMS PCC 335 Light Fixtures	17,760				
UMS PCC 336 Waterline Trench on Stk	121,088				
UMS PCC 339 - Escalator 7 & 8 Steel	21,986				
UMS PCC 358 Obst. Impacting 12 AWSS	111,217				
UMS PCC 363 Ellis Entrance Finishes	352,574				
UMS PCC 367 Access at Platform Inv.	56,162				
UMS PCC 371 CN04 Electrical Room	57,806				
UMS PCC 386 Sewer Conflict at OFA	10,047				
UMS PCC 391 Gutter Connections	5,749				
UMS PCC 418 Temporary Streelights	22,783				
UMS PCC 419 Power and Data Outlets	75,584				
UMS PCC 423 WD Gate Valve	5,486				
UMS PCC 437 Fire Rated Shaft atCN09	0				
UMS PCC 468 CMU Wall at Stair 3 and	17,352				
UMS PCC 48.1 Sewer Line Conflict	140,314				

Contract Modification/Trend Log - Contract 1300 Stations

Awarded NTE Amount	\$839,676,400	\$845,121,123
Substantial Completion	6/30/2018	6/30/2018

	UMS	CTS	YBM	STS	COST REPORT NOTES
UMS PCC 483 BART So. Entrance Toppi	0				
UMS PCC 484 CN03B OH Coil Grille Su	5,000				
UMS PCC 487 USG Topping SlabGL14&15	0				
UMS PCC 488 Elev 3&4 Curb Detail	0				
UMS PCC 495 Reroute Spklers BART En	0				
UMS PCC 71 Rerouting of Slab Drains	1,310				
UMS PCC 81 Locate PG&E Conduits	1,397				
UMS PCC 86 Headwall Pile Conflict	8,982				
UMS-FACO #30 NDSC Inadequate CDF	361,570				
UMS-Relocation of Traffic Signal Co	32,275				
USG COR 1109 Plaza Conc Strs Rein	903				
USG COR 1117 Steel Bracing	2,501				
USG COR 259 Lead Paint on Columns	87,455				
USG COR 274 Shear Wall at Grid 10	68,945				
USG COR 293 Water on N.Concourse	1,832				
USG COR 777 Rvisd Bm Angle to Ceili	30,001				
USG COR 805 Fotngs 16A As Built Dim	10,001				
USG COR 808 Dimensions at Escalator	4,001				
USG COR 882 HSS Beam Termination	1,310				
USG COR 975 N Cncrs Invert Slab Slp	(1,806)				
USG COR 998 Class 1 Hazardous Soil	200,000				
USG Hydrant Relocation on Geary St.	58,143				
USG PCC 072 Rmval of Exstg Column	4,116				
USG PCC 080 Door Opngs in Shr Walls	59,812				
USG PCC 101 Elev. Machine Rooms	7,122				
USG PCC 106 Edge of Slab for 8" Con	39,891				
USG PCC 108 Con Wok chges du to DSC	288,022				
USG PCC 109 Rein Dtls for Struc Con	144,154				
USG PCC 112 Glass Walk Roof System	15,744				
USG PCC 113 Elv/Esc Pit Floor Slope	20,879				
USG PCC 116 Demo Column, Const Beam	42,188				
USG PCC 125 Foot,SOG & Str St Chang	53,274				
USG PCC 128 Dowls of Rbar Conn Dtls	170,189				
USG PCC 129 Escalator Work Point	360,528				
USG PCC 133 Sheet Metal HVAC Duct	47,102				

Contract Modification/Trend Log - Contract 1300 Stations

Awarded NTE Amount	\$839,676,400	\$845,121,123
Substantial Completion	6/30/2018	6/30/2018

	UMS	CTS	YBM	STS	COST REPORT NOTES
USG PCC 134 Temp South Wall Support	90,268				
USG PCC 142 Storage Light & Elect.	26,085				
USG PCC 143 Wall Conn, at GL 10/B	5,906				
USG PCC 157 Plaza Level Vent Shaft	10,873				
USG PCC 164 GL 14 Waterproofing	68,074				
USG PCC 165 Arch. Precast Support	90,705				
USG PCC 174 Fan Trench Strut Clar.	8,810				
USG PCC 175 Drainage Under Slab	0				
USG PCC 185 Wall at Line 10 and Hyd	11,060				
USG PCC 31 HVAC Trench Mod.	235,133				
YBM COR 1062 Elevator #3 Pit Change			52,312		
YBM COR 1146 Traction Power Neg.			48,935		
YBM COR 1151 Steel Pipe & Steel Bea			141,064		
YBM COR 1334 Added Reinforcing Type			26,898		
YBM COR 1337 Added Shear Key at Hea			7,501		
YBM COR 1348 Added Rebar Dowels int			3,957		
YBM COR 1349 DSC Confl w/(E) TS Box			4,001		
YBM COR 1359 RFI #2807 F4 Light Fix			57,479		
YBM COR 1413 Multiple Existing Util			229,122		
YBM COR 1458 (E) 24" Conflict w/SSFM			60,000		
YBM COR 1529 Changes to PG&E Power			15,000		
YBM COR 1537 Special Traffic Permit			15,000		
YBM COR 1540 Comm Conduit Conflict			15,001		
YBM COR 157 1-in Gas service break			23,984		
YBM COR 1578 Added Drain Rock aroun			101		
YBM COR 1595 Details for Crystalliz			0		
YBM COR 1596 Surface slab pour #1 C			2,137		
YBM COR 1610 CDF backfill at surfac			28,802		
YBM COR 1633 Clementina Subgrade Co			6,000		
YBM COR 1680 Added Reinforcing			0		
YBM COR 1681 Stop Wk Notice Tractio			0		
YBM COR 1687 Confirm SCADA Output P			60,000		
YBM COR 1715 Oversized CMU Support			0		
YBM COR 1719 Type F1A Light Fixture			0		
YBM COR 1724 Chgs on Escalator 3 &			0		

Contract Modification/Trend Log - Contract 1300 Stations

Awarded NTE Amount	\$839,676,400	\$845,121,123
Substantial Completion	6/30/2018	6/30/2018

	UMS	CTS	YBM	STS	COST REPORT NOTES
YBM COR 1736 Demo concrete col C8			0		
YBM COR 1740 Conflict w/Traffic Sig			0		
YBM COR 1754 Precast vs Poured IP T			0		
YBM COR 1758 Missing HSS Separator			0		
YBM COR 390 Chip Mezzanine Headwall			60,005		
YBM COR 564 Concrete Encased PG&E			19,368		
YBM COR 691 Add Gurdrl to Str 5&6			45,001		
YBM COR 825 Tunnel Seg Steel Fibers			62,675		
YBM COR 939 Broken Water Dept. Line			54,572		
YBM COR 949 Escalator Raceways			(1)		
YBM COR 955 Form saver-Coupler Mods			305,906		
YBM COR 960 N & S Head WI Rbr Chng			64,027		
YBM PCC 056 OCS Pole Foundations			93,246		
YBM PCC 061 Escalator Pit Provision			94,576		
YBM PCC 126 Changes to Kiosks			56,800		
YBM PCC 130 HVAC VRV's			10,575		
YBM PCC 132R Raise Pit Floor Elev 4			39,349		
YBM PCC 140 Stair 3, Escalators 1&2			35,798		
YBM PCC 145 Stair 7/Escalators 3, 4			77,490		
YBM PCC 148 Elev.3, 4 Hoist Beam MP			27,110		
YBM PCC 159 PG&E Ductbank Changes			(10,001)		
YBM PCC 162 Deluge Valve Door			15,374		
YBM PCC 168 Swing Gates Attachment			178,172		
YBM PCC 171R1 Additional PTZ CCTV			20,345		
YBM PCC 187R4 Escala. 1-4 HVAC chang			50,000		
YBM PCC 202 YBM Mezz Light Fixtures			74,858		
YBM PCC 21 Delete Instrument & Monit			(50,195)		
YBM PCC 210 Elev 1&2 MRL to Hydraul			(10,899)		
YBM PCC 235R1 Granite Art Panel			86,501		
YBM PCC 268 Rstroom Fclty Wall Revs		3,147			
YBM PCC 302 Delete 4th Wall of CMU			(1,582)		
YBM PCC 310 Revisions to Platform E			17,653		
YBM PCC 312R SS Bent Plate, Terraz			200,000		
YBM PCC 320 Upsized Wires & Breaker			95,134		
YBM PCC 341R1 Add Trench Drain MER			25,000		

Contract Modification/Trend Log - Contract 1300 Stations

Awarded NTE Amount	\$839,676,400	\$845,121,123
Substantial Completion	6/30/2018	6/30/2018

	UMS	CTS	YBM	STS	COST REPORT NOTES
YBM PCC 361 Station Agent Booth Det			175,447		
YBM PCC 362 Rev. to Platform Displa			5,000		
YBM PCC 366 Survey of Elevations of			7,000		
YBM PCC 369 Rev. to Wind Load Resi			50,000		
YBM PCC 384 Add Concrete Cap Beams			62,823		
YBM PCC 393 Doors-Beam Conflict			15,000		
YBM PCC 41 Install #7 Box Clementin			(11,089)		
YBM PCC 420 Rerouting of HVAC Ducts			0		
YBM PCC 425 Aquafin Vapor Conrol Sy			31,335		
YBM PCC 427 Sound Attenuator Changes			0		
YBM PCC 430 Replace Cementitious TS			0		
YBM PCC 435 Sequencing of Mezz. bea			28,430		
YBM PCC 444 Smoke Partition Coffe			60,000		
YBM PCC 447 Added Curb @ Elev 3 & 4			25,926		
YBM PCC 450 Install Infill Slab			56,094		
YBM PCC 59R Pavers Basis of Design			7,516		
YBM PCC 79 Install 12in WM to Howar			254,106		
YBM PCC 82 Delete Scope Due to Hote			(39,025)		
YBM PCC 85R2 Ticketing Hall Changes			57,586		
YBM PCC 91 Concourse Deck Conflict			53,133		
YBM PCC 97 Change Concourse Opening			48,774		
YBM PCC 99 Art Glass Changes			6,880		
Proposed Contract Change (PCC)					
CTS PCC 119 Pltform Lvl Wall Art In		(10,001)			
CTS PCC 135 Esc 5/6 Addl Supp Locs		83,674			
CTS PCC 167 Drn for GlS Canopy on E		5,001			
CTS PCC 177 Add Esc 5 & 6 Supp		1,001			
CTS PCC 178 Add Beams and Embeds		1			
CTS PCC 179 Added Gromets		1			
CTS PCC 180 Extra WD Work for 12" L		1			
CTS PCC 204 Shrnk Ft Prnt Emer Shft		1,001			
CTS PCC 231 Continuous Metal Ring		8,000			
CTS PCC 389 Dust Monitor for Gordon		17,000			
CTS PCC 458 Upsize Main Breaker Tri		500			
CTS PCC 471 Additional 120 VAC Powe		7,000			

Contract Modification/Trend Log - Contract 1300 Stations

Awarded NTE Amount	\$839,676,400	\$845,121,123
Substantial Completion	6/30/2018	6/30/2018

	UMS	CTS	YBM	STS	COST REPORT NOTES
CTS PCC 476 Plaza Level Power Recep		4,000			
CTS PCC 486 Structural Slab Changes		10,000			
CTS PCC 493 Beam 653 Reinforcement		0			
CTS PCC 497 Tie in AT&T Conduit to		10,000			
CTS PCC 500 Demo Existing Sewer MH		10,000			
CTS PCC 501 N. Emergency Exit Stair		1,000			
CTS PCC 502 Upper Mezzanine Level B		2,000			
CTS PCC 503 Concourse Level Column		1,000			
GEN PCC 421 Delete SFFD Fire Teleph				(317,000)	
STS PCC 095 Frame/Grate Change				(50,001)	
STS PCC 160 ATCS Change Reverse Run				75,000	
STS PCC 240 Conduit SFDT Reroute				4,000	
STS PCC 248 Restab Trac Pwr Ductban				20,000	
STS PCC 250 Add 2" TP Riser Conduits				20,000	
STS PCC 264 Track Drainage Mod				(15,000)	
STS PCC 266 Track Curb Type Mod				(1,001)	
STS PCC 276 Traffic Signal Changes				3,000	
STS PCC 280 Pavement Reno Delete				(240,764)	
STS PCC 288 Delete Video Display				(2,500)	
STS PCC 306 Adv Track Slab Excav				5,000	
STS PCC 308 Crossover Rail Bonding				6,000	
STS PCC 442R1 ATCS Wayside Equip Sta				0	
STS PCC 452 Invert Drain Pipe CTS				12,000	
STS PCC 459 Plinth Conflict at CTS				30,000	
STS PCC 473 ATCS Install Manual				0	
STS PCC 474 Lenox Rm payout and Pow				13,000	
UMS MRY Duct Bank-West	54,981				
UMS PCC 193 Lightbox & Glazed Door	7,536				
UMS PCC 215 Rmv Conduits in Casing	15,000				
UMS PCC 221 Slab Interaction	7,500				
UMS PCC 225 Add Two S.S. Enclosures	5,866				
UMS PCC 245 Ventilation Fan Buttons	(201)				
UMS PCC 256 Rev.1 - Platform Art	(29,000)				
UMS PCC 272 PG&E Vaults on Ellis St	2,000				
UMS PCC 292 USG Mechanical Room	30,000				

Contract Modification/Trend Log - Contract 1300 Stations

Awarded NTE Amount	\$839,676,400	\$845,121,123
Substantial Completion	6/30/2018	6/30/2018

	UMS	CTS	YBM	STS	COST REPORT NOTES
UMS PCC 295 Geary Bulb Out	25,000				
UMS PCC 296 Water Meter on Ellis St.	(2,001)				
UMS PCC 299 South Concourse Opening	10,000				
UMS PCC 303 USG Ramp Island	10,000				
UMS PCC 317 Sidewalk on Geary St.	(20,001)				
UMS PCC 329 AWSS and Slurry Wall OFA	5,000				
UMS PCC 344 PG&E Streetlights	5,001				
UMS PCC 354 Signals at Geary	5,000				
UMS PCC 370 CMU Wall Deck	23,853				
UMS PCC 374 Deck at Platform Strut	40,001				
UMS PCC 385 WD Kill Holes at OFA	22,455				
UMS PCC 392 Water Services on Stktn	5,000				
UMS PCC 395 HVAC Electrical	10,001				
UMS PCC 413 Traffic Signals	10,000				
UMS PCC 428 Bart Ceiling	(20,001)				
UMS PCC 431 Deletion of Deck	(10,001)				
UMS PCC 434 GEN Swithgear Nameplate	2,000				
UMS PCC 449 EVS FCP Control Panels	2,000				
UMS PCC 462 Beam 95 Connection Deta	30,000				
UMS PCC 465 R1 WL for Florist Booth	20,000				
UMS PCC 469 Fluid Applied Flooring	0				
UMS PCC 478 Temp Doors for MZ09, MZ	4,549				
UMS PCC 494 Stair 3 Modifications	7,500				
UMS PCC 94 Clean out MRY Ductbank	18,060				
UMS-PCC 466 Remove Equipment and Mat	10,000				
USG PCC 111 Conc Cemo & Rev Con Dtl	10,001				
USG PCC 123 South Wall Ground Beams	4,001				
USG PCC 147 Geary Streetlight	25,000				
USG PCC 155 16-D Footing Demoltion	0				
USG PCC 156 CMU Footings	7,005				
USG PCC 158 Elev. Pit CDF Backfill	1,500				
USG PCC 199R-1 Delete Bm and Plntrs	(36,102)				
USG PCC 89 E. Light Pole Foundation	2,501				
YBM PCC 152R1 Elevator 1 & 2 changes			100,001		
YBM PCC 301 Remove directional door			(11,543)		

Contract Modification/Trend Log - Contract 1300 Stations

Awarded NTE Amount	\$839,676,400	\$845,121,123
Substantial Completion	6/30/2018	6/30/2018

	UMS	CTS	YBM	STS	COST REPORT NOTES
YBM PCC 305R1 Signage Revisions			12,993		
YBM PCC 322 Fill Gap at Panel P-60			10,000		
YBM PCC 368 Revision to 36" SSFM POC			35,000		
YBM PCC 455 Upsized UPS Feeder and			20,000		
Approved	6,087,888	11,574,607	2,466,850	(14,684,622)	
Contract Modification					
CMod # 14 YBM COR 036, 078			58,526		
CMod #017 CTS CORs 001 053 & 069		54,322			
CMod #018 CTS PCC 012		60,248			
CMod #021 STS CORs 48/52/114/233/252				18,221	
CMod #025 - Various CORs			59,113		
CMod #026 YBM COR 072			84,509		
CMod #027 UMS PCC 092	0				
CMod #028 CTS PCC 017.1		97,743			
CMod #029 STS PCC 009.1				(143,668)	
CMod #033 CTS Various CORs		56,422			
CMod #034 CTS Various CORs		19,334			
CMod #035 STS PCC 077				11,147	
CMod #037 CTS Various CORs		8,886			
CMod #038 STS Various CORs				52,553	
CMod #039 UMS Various CORs	23,271				
CMod #040 YBM Analytical Soil Test			3,655		
CMod #049 STS DSC CORs				136,728	
CMod #050 STS DSC CORs				67,036	
CMod #053 STS DSC CORs				17,035	
CMod #081 Various DSC CORs & PCCs			57,886		
CMod #082 YBM COR 385			21,170		
CMod #083 YBM Various Changes			27,270		
CMod #084 YBM Various Changes			12,156		
CMod #085 YBM COR 086 Existing AT&T			156,831		
CMod #086 YBM COR 1106			1,897		
CMod #1 BART Elevator Option 1 @ Pow	90,000				
Cmod #10 YBM PCC 042			64,287		
CMod #100 UMS PCC 102 Fire & Life	48,149				
CMod #101 YBM COR 75 Slurry Wall			22,423		

Contract Modification/Trend Log - Contract 1300 Stations

Awarded NTE Amount	\$839,676,400	\$845,121,123
Substantial Completion	6/30/2018	6/30/2018

	UMS	CTS	YBM	STS	COST REPORT NOTES
CMod #102 STS PCC 410 ATCS Ext Cable				125,412	
CMod #103 UMS PCC 345 Lead Paint	221,766				
CMod #104 CTS Soil CMod Suppl CMOD19		1,621,173			
CMod #105 UMS Schedule Recovery	732,979				
CMod #106 CTS COR 1080 Acceleration		970,131			
CMod #107 YBM PCC 446 COR 1425			1,500,787		
CMod #108 STS Various Changes				50,400	
CMod #109 YBM 109 Various CORs			33,471		
CMod #11 UMS PCC 002	12,997				
CMod #110 UMS COR 251 770 779 781	118,911				
CMod #111 STS PCC 457 Traffic Signal				38,012	
CMod #12 STS Traffic Control				1,032,302	
CMod #13 CTS COR 006		57,707			
CMod #15 YBM COR 196			3,178		
CMod #16 UMS COR 184	8,261				
CMod #19 CTS COR 007, 026		2,274,225			
CMod #20 YBM PCC 047 and 45			364,562		
CMod #22 UMS PCC 045, 046	16,198				
CMod #23 UMS PCC 058	63,838				
CMod #3 CTS Work Safely Ard Power Po		25,956			
CMod #30 YBM Various CORs			334,165		
CMod #31 UMS COR 595	53,701				
CMod #32 YBM Various PCCs			92,934		
CMod #36 YBM Conflict with Waterline			14,484		
CMod #4 CTS-Force Account Change Or		130,000			
CMod #41 YBM Class 2 Conta. Material			40,250		
CMod #42 UMS Addl. Service Conduits	36,873				
CMod #43 UMS D85 Structural Pile	65,188				
CMod #44 UMS Grade 50 Steel	572,884				
CMod #46 YBM/CTS/UMS S.walk Hatches			35,489		
CMod #47 UMS Roof Deck Schedule	76,124				
CMod #48 UMS Undgrnd. Storage Tanks	97,817				
CMod #5 YBM Deletion of Comp Groutin			(1,833,869)		
CMod #51 YBM Various CORs and PCCs			24,875		
CMod #52 YBM Undgrnd. Storage Tanks			167,393		

Contract Modification/Trend Log - Contract 1300 Stations

Awarded NTE Amount	\$839,676,400	\$845,121,123
Substantial Completion	6/30/2018	6/30/2018

	UMS	CTS	YBM	STS	COST REPORT NOTES
CMod #54 UMS USG Underpinning	732,157				
CMod #55 YBM Archeological Discovery			102,734		
CMod #56 YBM Contaminated Material			106,923		
CMod #57 STS Crossover Materials				21,245	
CMod #58 STS DSC CORs				90,081	
CMod #59 CTS DSC CORs		66,592			
CMod #6 CTS Plaza Constr Supt Servi		75,000			
CMod #60 UMS USG Two Fuel Tanks	61,312				
CMod #61 YBM Various CORs			207,181		
CMod #62 UMS Wales and Waterproofing	277,714				
CMod #63 CTS DSC CORs		38,025			
CMod #64 STS DSC CORs and SFWD				52,570	
CMod #65 UMS Various CORs and PCCs	10,320				
CMod #66 STS Sewer Notching				66,949	
CMod #67 UMS Solar/Low-e Coating	23,290				
CMod #68 STS Various CORs				59,555	
CMod #69 UMS Various CORs	49,682				
CMod #70 YBM Various CORs			178,079		
CMod #71 UMS Haz and Asbestos Abate	81,907				
CMod #72 YBM COR 249. 566			74,694		
CMod #74 UMS PCC 39 12" Wtrln Reloc	336,236				
CMod #75 UMS COR 060 New 8" Wtr Line	58,672				
CMod #76 YBM COR 806 Gardril credits			(9,611)		
CMod #77 STS Various Changes				56,629	
CMod #78 STS Various DSC CORs				191,175	
CMod #79 STS PCC 014 Traffic Signal				242,427	
CMod #80 STS Add'l Work to DSCs CORs				111,701	
CMod #87 CTS Var Slurry Wall Changes		3,596,000			
CMod #88 STS Various COR Misc Work				38,346	
CMod #89 YBM CORs 390,485 & 848			85,095		
CMod #9 YBM COR 10,15,16,18,20,25			126,663		
CMod #90 CTS DRB Reimbursement		1,296,364			
CMod #91 YBM PCC 069			84,537		
CMod #92 CTS PCC 233 & 26		1,126,478			
CMod #93 STS Coordinate of ATCS Work				(18,036,709)	

Contract Modification/Trend Log - Contract 1300 Stations

Awarded NTE Amount	\$839,676,400	\$845,121,123
Substantial Completion	6/30/2018	6/30/2018

	UMS	CTS	YBM	STS	COST REPORT NOTES
Cmod #94 UMS Various Changes	46,057				
CMod #95 UMS Bart Elv Opt 2 Add Cost	400,000				
Cmod #96 UMS Comp Grout Quantities	775,000				
CMod #97 STS COR 322 Tunnel Cleaning				399,000	
CMod #98 YBM PCC 76 AWSS SSFM			163,113		
Cmod #99 UMS Various Changes	996,584				
CMod 073 - PCC 066 PB				96,516	
CMOD 24 STS PCC 23				108,053	
CMod#7 STS FACOs 016, 017 &COR 009				80,170	
CMod#8 STS PCC 006 ATT MH, PB&Trench				225,208	
STS CMod 045 PCC 008 Tunnel Lowering				107,285	
Grand Total	16,187,967	14,145,108	8,039,098	(13,028,281)	

7.6 BUDGET REVISIONS: REPORT SORTED BY CONSTRUCTION PACKAGES & SOFT COSTS

Report Period: April 2019

		March 2019			April 2019				
Group by Contract & SCC	CATEGORY ITEM	March 2019 Base	March 2019 Allocated Contingency	March 2019 Base + Allocated Contingency (YOE)	April 2019 Base	April 2019 Allocated Contingency	April 2019 Base + Allocated Contingency (YOE)	BUDGET TRANSFERS [April 2019] vs. [March 2019]	Cost Report Notes
10-50	CONSTRUCTION CONTRACT PACKAGES	1,168,607,081	17,919,361	1,186,526,442	1,168,847,874	17,678,568	1,186,526,442	0	
1250	UTILITY RELOCATION PACKAGE #1	12,134,906		12,134,906	12,134,906		12,134,906	0	
	Contract 1250 Form B Credit	(2,275,419)		(2,275,419)	(2,275,419)		(2,275,419)	0	
1251	UTILITY RELOCATION PACKAGE #2	20,744,696		20,744,696	20,744,696		20,744,696	0	
	Contract 1251 Form B Credit	(7,618,412)		(7,618,412)	(7,618,412)		(7,618,412)	0	
1252	GUIDEWAY TUNNEL	233,511,253	0	233,511,253	233,511,253	0	233,511,253	0	32
	Contract 1252 Form B Credit	(254,050)		(254,050)	(254,050)		(254,050)	0	
1300	CN1300 STATIONS TOTAL	844,880,330	16,759,361	861,639,691	845,121,123	16,518,568	861,639,691	0	33
1253: UMS	UNION SQUARE/MARKET STREET STATION [UMS]	299,999,567	14,031,023	314,030,590	300,118,478	13,912,112	314,030,590	0	
	UMS 1253 Form B Credit	(528,370)		(528,370)	(528,370)		(528,370)	0	
1254: CTS	CHINA TOWN STATION [CTS]	259,142,417	(1,574,607)	257,567,810	259,142,417	(1,574,607)	257,567,810	0	
	CTS 1254 Form B Credit	(451,703)		(451,703)	(451,703)		(451,703)	0	
1255: YBM	YERBA BUENA/ MOSCONE STATION [YBM]	160,522,379	2,566,622	163,089,001	160,555,850	2,533,151	163,089,001	0	
	YBM 1255 Form B Credit	(100,000)		(100,000)	(100,000)		(100,000)	0	
1256: STS	SURFACE TRACKWORK & SYSTEMS [STS]	125,215,967	1,736,323	126,952,290	125,304,378	1,647,912	126,952,290	0	
	STS 1256 SFPUC SEWER MAIN CREDIT	(2,925,296)		(2,925,296)	(2,925,296)		(2,925,296)	0	
	STS 1256 Form B Credit	(1,000,000)		(1,000,000)	(1,000,000)		(1,000,000)	0	
OTHER	OTHER CONSTRUCTION TOTAL	72,489,146	1,160,000	73,649,146	72,489,146	1,160,000	73,649,146	0	
40.06	PUBLIC ART PROGRAM	8,175,555	1,160,000	9,335,555	8,175,555	1,160,000	9,335,555	0	
40.08	CN1300 JOB READINESS PROGRAM - OUTREACH	1,060,000		1,060,000	1,060,000		1,060,000	0	33
40.02	MISC. CONSTR CONTRCT WK (TRACTION POWER FOR 1251)	258,202		258,202	258,202		258,202	0	
40.01	CONTRACT 1300 SOIL PROCESS	500,000		500,000	500,000		500,000	0	34
50.01	THALES T&S ATCS	487,972		487,972	487,972		487,972	0	
50.01	ATCS Tutor STS	18,036,709		18,036,709	18,036,709		18,036,709	0	34a
50.06	MTA FARE COLLECTION EQUIPMENT	5,400,000		5,400,000	5,400,000		5,400,000	0	
50.06	BART FARE COLLECTION EQUIPMENT	700,000		700,000	700,000		700,000	0	

7.6 BUDGET REVISIONS: REPORT SORTED BY CONSTRUCTION PACKAGES & SOFT COSTS

Report Period: April 2019

		March 2019			April 2019				
Group by Contract & SCC	CATEGORY ITEM	March 2019 Base	March 2019 Allocated Contingency	March 2019 Base + Allocated Contingency (YOE)	April 2019 Base	April 2019 Allocated Contingency	April 2019 Base + Allocated Contingency (YOE)	BUDGET TRANSFERS [April 2019] vs. [March 2019]	Cost Report Notes
40.02	JOB ORDER CONTRACTS (JOCS) - CONSTRUCTION	117,255		117,255	117,255		117,255	0	
40.08	AON RISK INSURANCE	25,094,436		25,094,436	25,094,436		25,094,436	0	34b
40.02	PUBLIC AGENCIES UTILITY COORDINATION	3,713,215		3,713,215	3,713,215		3,713,215	0	
40.02	DEPARTMENT OF PARKING AND TRAFFIC (DPT)	1,200,000		1,200,000	1,200,000		1,200,000	0	
50.03	UNION SQUARE/ MARKET STREET STATION POWER FEED	2,959,826		2,959,826	2,959,826		2,959,826	0	
50.03	UNION SQUARE/ MARKET STREET STATIONS PERMANENT POWER	(2,350,000)		(2,350,000)	(2,350,000)		(2,350,000)	0	
50.03	CHINATOWN STATION POWER FEED	2,959,826		2,959,826	2,959,826		2,959,826	0	
50.03	CHINATOWN STATION PERMANENT POWER	(2,350,000)		(2,350,000)	(2,350,000)		(2,350,000)	0	
50.03	YERBA BUENA/ MOSCONE STATION [YBM] POWER FEED	3,125,222		3,125,222	3,125,222		3,125,222	0	
50.03	YERBA BUENA/ MOSCONE STATION [YBM] PERMANENT POWER	(2,368,540)		(2,368,540)	(2,368,540)		(2,368,540)	0	
50.03	SURFACE STATION POWER FEED	11,839		11,839	11,839		11,839	0	
50.04	COMMUNICATION CONNECTION COSTS	5,757,629		5,757,629	5,757,629		5,757,629	0	
60	ROW, LAND, EXISTING IMPROVEMENTS	32,246,321	0	32,246,321	32,246,321	0	32,246,321	0	
60.01	PURCHASE OR LEASE OF REAL ESTATE	30,065,810	0	30,065,810	30,065,810	0	30,065,810	0	35
60.02	RELOCATION OF EXISTING HOUSEHOLDS	2,180,511		2,180,511	2,180,511		2,180,511	0	
70	VEHICLES	16,800,000	0	16,800,000	16,800,000	0	16,800,000	0	
70.01	LIGHT RAIL	16,800,000	0	16,800,000	16,800,000	0	16,800,000	0	36
70.07	SPARE PARTS								
80	PROFESSIONAL SERVICES	312,781,539	18,221,079	331,002,618	312,781,539	18,221,079	331,002,618	0	
80.01	PRELIMINARY ENGINEERING	46,202,674		46,202,674	46,202,674		46,202,674	0	
80.02	FINAL DESIGN	61,318,331		61,318,331	61,318,331		61,318,331	0	
80.03	PROJECT MANAGEMENT FOR DESIGN & CONSTRUCTION	89,012,545	13,905,845	102,918,390	89,012,545	13,905,845	102,918,390	0	

7.6 BUDGET REVISIONS: REPORT SORTED BY CONSTRUCTION PACKAGES & SOFT COSTS

Report Period: April 2019

		March 2019			April 2019				
Group by Contract & SCC	CATEGORY ITEM	March 2019 Base	March 2019 Allocated Contingency	March 2019 Base + Allocated Contingency (YOE)	April 2019 Base	April 2019 Allocated Contingency	April 2019 Base + Allocated Contingency (YOE)	BUDGET TRANSFERS [April 2019] vs. [March 2019]	Cost Report Notes
80.04	CONSTRUCTION ADMINISTRATION & MANAGEMENT	93,360,379	2,956,812	96,317,191	93,360,379	2,956,812	96,317,191	0	
80.05	INSURANCES	6,800,000		6,800,000	6,800,000		6,800,000	0	
80.06	LEGAL: PERMITS. REVIEW FEES BY OTHER AGENCIES	8,212,604		8,212,604	8,212,604		8,212,604	0	
80.07	SURVEYS, TESTING, INVESTIGATION. INSPECTION	933,100		933,100	933,100		933,100	0	
80.08	START-UP	6,941,907	1,358,422	8,300,329	6,941,907	1,358,422	8,300,329	0	
	ALL SCC CATEGORIES 10 TO 80	1,530,434,941	36,140,440	1,566,575,382	1,530,675,735	35,899,647	1,566,575,382		37
90	UNALLOCATED CONTINGENCIES			11,724,622			11,724,622		38
	TOTAL PROJECT COST 10 TO 100			1,578,300,003			1,578,300,003		
	TOTAL CONTINGENCY			47,865,062			47,624,269		
	CONTINGENCY MINIMUM			25,000,000			25,000,000		
	BELOW OR ABOVE MINIMUM			22,865,062			22,624,269		

COST STATUS BY CATEGORY	SCC CODES	Sum of Supplemental 2013 Budget	BUDGET March 2019	BUDGET TRANSFERS	BUDGET April 2019	Sum of April 2019	Remaining Budget (Column H - Column I)	April 2019 EAC	April 2019 Contingency	Cost Report Notes
		A	B	C	D	E	F	G	H	
GUIDEWAY & TRACK ELEMENTS	SCC 010	282,227,872	284,261,448	-	284,261,448	274,466,839	9,794,610	284,604,010	-	39
STATIONS, STOPS, TERMINALS, INTERMODAL	SCC 020	573,099,645	575,350,397	(240,794)	575,109,604	467,063,138	108,046,466	565,013,048	16,518,568	39
SITework & SPECIAL CONDITIONS	SCC 040	235,514,097	231,156,782	202,782	231,359,564	227,116,192	4,243,372	241,543,962	1,160,000	39
SYSTEMS	SCC 050	90,774,397	95,757,815	38,012	95,795,826	40,371,823	55,424,003	97,586,022		39
ROW, LAND, EXISTING IMPROVEMENTS	SCC 060	37,511,799	32,246,321	-	32,246,321	30,648,969	1,597,352	32,246,321		
VEHICLES	SCC 070	26,385,653	16,800,000	-	16,800,000	11,929,247	4,870,753	16,800,000	-	
PRELIM ENGINEERING	SCC 080.01	46,202,673	46,202,674	-	46,202,674	46,202,675	(1)	46,202,674		
FINAL DESIGN	SCC 080.02	61,137,604	61,318,331	-	61,318,331	61,199,308	119,023	61,318,331		
PM FOR DESIGN & CONSTRUCTION	SCC 080.03 - 080.04	197,146,664	199,235,580	-	199,235,580	170,167,868	29,067,712	182,372,923	16,862,657	39
OTHER PROF SRVCS	SCC 080.05 - 080.08	24,416,118	24,246,033	-	24,246,033	12,564,937	11,681,096	22,887,611	1,358,422	
UNALLOC CONTINGENCY	SCC 090	3,883,480	11,724,619	-	11,724,619		11,724,619		11,724,622	39
Grand Total		1,578,300,000	1,578,300,001	(0)	1,578,300,001	1,341,730,994	236,569,006	1,550,574,903	47,624,269	

SCC DESCRIPTION	April 2019 BUDGET	April 2019 CTD
010 - GUIDEWAY & TRACK ELEMENTS	284,261,448	274,466,839
020 - STATIONS, STOPS, TERMINALS, INTERMODAL	575,109,604	467,063,138
040 - SITEWORK & SPECIAL CONDITIONS	231,359,564	227,116,192
050 - SYSTEMS	95,795,826	40,371,823
060 - ROW, LAND, EXISTING IMPROVEMENTS	32,246,321	30,648,969
070 - VEHICLES (number)	16,800,000	11,929,247
080 - PROFESSIONAL SERVICES (applies to Cats. 10-50)	331,002,618	290,134,788
090 - UNALLOCATED CONTINGENCY	11,724,619	
Grand Total	1,578,300,001	1,341,730,994

SCC DESCRIPTION	April 2019 BUDGET	April 2019 CTD
010.02-Guideway: At grade semi-exclusive (allows cross-traffic)	2,860,000	2,156,500
010.06-Guideway: Underground cut & cover	69,816,407	65,131,380
010.07-Guideway: Underground tunnel	200,374,315	196,716,526
010.09-Track: Direct fixation	6,761,089	6,012,796
010.12-Track: Special (switches, turnouts)	4,449,637	4,449,637
020.01-At-grade station, stop, shelter, mall, terminal, platform	7,602,857	3,647,341
020.02-Aerial station, stop, shelter, mall, terminal, platform	1,647,912	0
020.03-Underground station, stop, shelter, mall, terminal, platform	543,756,998	450,447,644
020.07-Elevators, escalators	22,101,837	12,968,153
040.01-Demolition, Clearing, Earthwork	12,754,615	12,495,015
040.02-Site Utilities, Utility Relocation	66,546,983	74,917,892
040.03-Haz. mat'l, contam'd soil removal/mitigation, ground water treatments	9,423,125	8,868,228
040.04-Environmental mitigation, e.g. wetlands, historic/archeologic, parks	1,122,899	962,619
040.05-Site structures including retaining walls, sound walls	2,706,431	2,706,431
040.06-Pedestrian / bike access and accommodation, landscaping	9,790,995	3,940,462
040.07-Automobile, bus, van accessways including roads, parking lots	6,579,099	5,966,033
040.08-Temporary Facilities and other indirect costs during construction	122,435,418	117,259,512
050.01-Train control and signals	28,291,363	7,619,133
050.02-Traffic signals and crossing protection	12,804,956	11,876,744
050.03-Traction power supply: substations	21,465,073	15,064,187
050.04-Traction power distribution: catenary and third rail	12,441,113	2,242,082
050.05-Communications	12,078,735	2,602,268
050.06-Fare collection system and equipment	6,100,000	627,988
050.07-Central Control	2,614,586	339,421
060.01-Purchase or lease of real estate	30,065,810	28,239,539
060.02-Relocation of existing households and businesses	2,180,511	2,409,430
070.01-Light Rail	16,800,000	11,929,247
080.01-Preliminary Engineering	46,202,674	46,202,675
080.02-Final Design	61,318,331	61,199,308
080.03-Project Management for Design and Construction	102,918,390	75,616,754
080.04-Construction Administration & Management	96,317,191	94,551,114
080.05-Professional Liability and other Non-Construction Insurance	6,800,000	6,340,196
080.06-Legal; Permits; Review Fees by other agencies, cities, etc.	8,212,604	5,344,391
080.07-Surveys, Testing, Investigation, Inspection	933,100	880,350
080.08-Start up	8,300,329	0
090.00-Unallocated Contingency	11,724,619	
Grand Total	1,578,300,001	1,341,730,994

[A] Cost Account Description	BUDGET		ACTUAL COSTS			[G] VARIANCE (B - F)	COST REPORT NOTES
	[B] April 2019 Budget (YOE)	[C] PRIOR MONTH Total	[D] PRIOR MONTH Monthly	[E] CURRENT Monthly	[F] CURRENT Total		
TOTAL PRELIMINARY ENGINEERING	46,542,061	46,542,061	0	0	46,542,061	0	40
11 - SFMTA PROJECT MANAGEMENT	8,800,164	8,253,957	0	0	8,253,957	546,208	41
12 - SFMTA ENGINEERING SERVICES	11,425,594	11,425,594	0	0	11,425,594	0	42
16 - DEPARTMENT OF PARKING AND TRAFFIC (DPT)	921,906	802,883	0	0	802,883	119,023	
21 - ARTS COMMISSION	1,500,570	1,500,570	0	0	1,500,570	0	43
22 - FIRE DEPARTMENT	33,825	33,825	0	0	33,825	0	
23 - CITY ATTORNEY'S OFFICE	1,234,754	1,234,754	0	0	1,234,754	0	
24 - RISK MANAGEMENT	0	0	0	0	0	0	
26 - PLANNING	99,604	99,604	0	0	99,604	0	
27 - DEPARTMENT OF PUBLIC HEALTH (DPH)	4,420	4,420	0	0	4,420	0	
29 - CITY AUDITOR	336,735	336,735	0	0	336,735	0	44
32 - DPW - IDC ENGINEERING (HYDRAULIC)	3,336,432	3,336,432	0	0	3,336,432	0	
34 - DPW - IDC CONSTRUCTION (CAPITAL)	17,462	17,462	0	0	17,462	0	
36 - DPW - BSM INFRASTRUCTURE (MAPPING)	76,549	76,549	0	0	76,549	0	
39 - DPW - PCS SITE ASSESSMENT & REMEDIATION (SAR)	13,993	13,993	0	0	13,993	0	
51 - 821 HOWARD STREET	1,005,653	1,005,653	0	0	1,005,653	0	
55 - 651 BRANNAN	2,294,910	2,294,910	0	0	2,294,910	0	45
63 - CENTRAL SUBWAY PARTNERSHIP - AECOM-EPC JV CONTRACT 149	26,793,234	26,793,234	0	0	26,793,234	0	46
66 - ANIL VERMA	395,204	395,204	0	0	395,204	0	47
67 - HILL INTERNATIONAL CONTRACT 156	6,716,294	6,716,294	0	0	6,716,294	0	48
68 - ARTHUR GALLAGER & CO. CS 164	6,800,000	6,340,196	0	0	6,340,196	459,804	
71 - TUNNEL/UTILITIES - CONTRACT # CONTRACT 155-1	5,469,336	5,469,336	0	0	5,469,336	0	49
72 - STATIONS - CONTRACT # CONTRACT 155-2	26,220,609	26,220,609	0	0	26,220,609	0	50
73 - SYSTEMS/INTEGRATION - CONTRACT 155-3	11,432,312	11,432,312	0	0	11,432,312	0	51
331 - BAY AREA RAPID TRANSIT (BART)	146,427	146,427	0	0	146,427	0	
332 - SAN FRANCISCO COUNTY TRANSPORTATION AUTHORITY (SFCTA)	0	0	0	0	0	0	
TOTAL FINAL DESIGN	115,075,988	113,950,952	0	0	113,950,952	1,125,035	
11 - SFMTA PROJECT MANAGEMENT	16,500,000	13,824,373	81,447	417,244	14,241,617	2,258,383	
1.3.011.01.080.03 - CM:SFMTA LABOR-PROJECT MANAGEMENT	16,500,000	13,824,373	81,447	417,244	14,241,617	2,258,383	
12 - SFMTA ENGINEERING SERVICES	2,923,582	2,673,989	2,888	20,567	2,694,556	229,026	
1.3.012.02.080.04 - CM: SFMTA LABOR-ENGINEERING CONTRACT 1252	123,582	57,648	0	0	57,648	65,934	
1.3.012.06.080.04 - CM: SFMTA LABOR-ENGINEERING CONTRACT 1300	2,800,000	2,616,341	2,888	20,567	2,636,908	163,092	
13 - SFMTA CONSTRUCTION MANAGEMENT	37,432,035	19,434,507	130,616	560,308	19,994,815	17,437,219	
1.3.013.01.080.04 - CM:SFMTA LABOR-CONSTR. MANAGEM	37,432,035	19,434,507	130,616	560,308	19,994,815	17,437,219	
16 - DEPARTMENT OF PARKING AND TRAFFIC (DPT)	3,659,313	2,402,192	63,109	130,048	2,532,239	1,692,273	
1.3.016.01.080.04 - DPT CONTRACT 1300 SUPPORT UMS	299,600	202,795	58,491	86,645	289,441	10,159	
1.3.016.01.080.04 - DPT CONTRACT 1300 SUPPORT CTS	274,900	121,938	56	1,742	123,681	151,219	
1.3.016.01.080.04 - DPT CONTRACT 1300 SUPPORT YBM	238,400	188,983	4,563	16,295	205,278	33,122	
1.3.016.01.080.04 - DPT CONTRACT 1300 SUPPORT STS	876,876	265,153	0	205	265,358	611,518	
1.3.016.02.040.08 - DPT: FIELD OPS TUNNEL [B84]	0	1,464	0	0	1,464	(1,464)	
1.3.016.02.040.08 - DPT: FIELD OPS TUNNEL [B86]	0	204,261	0	0	204,261	(204,261)	

[A] Cost Account Description	BUDGET		ACTUAL COSTS				[G] VARIANCE (B - F)	COST REPORT NOTES
	[B] April 2019 Budget (YOE)	[C] PRIOR MONTH Total	[D] PRIOR MONTH Monthly	[E] CURRENT Monthly	[F] CURRENT Total			
1.3.016.06.040.02 - DPT:DPT TRAFFIC SHOP CONTRACT 1300	1,200,000	0	0	0	0	1,200,000		
1.3.016.08.040.08 - DPT:PCOS:2UTL [68A]	400,728	400,728	0	0	400,728	0		
1.3.016.08.040.08 - DPT:SSD CN:2UTL	0	108,020	0	0	108,020	(108,020)		
1.3.016.08.080.04 - DPT:SSD [1326]	252,536	252,536	0	0	252,536	0		
1.3.016.08.080.04 - DPT:SSD [13BN]	23,302	23,302	0	0	23,302	0		
1.3.016.08.080.04 - DPT:SSD [13CN]	963	963	0	0	963	0		
1.3.016.08.080.04 - DPT:SSD [B85]	92,008	92,008	0	0	92,008	0		
1.3.016.03.040.08 - PCOS:1300/UMS [68CPT544132W.CPT544132W]	0	161,753	0	0	161,753	(161,753)		
1.3.016.04.040.08 - PCOS:1300/CTS [68CPT544132X.CPT544132X]	0	0	0	0	0	0		
1.3.016.05.040.08 - PCOS:1300/YBM [68CPT544132Y.CPT544132Y]	0	133,238	0	25,160	158,398	(158,398)		
1.3.016.09.040.08 - PCOS:1300/STS [68CPT544132Z.CPT544132Z]	0	245,049	0	0	245,049	(245,049)		
17 - MOTIVE POWER	2,195	0	0	0	0	2,195		
1.3.017.07.040.02 - PWR:SFMTA-MOTIVE POWER-UTL.REL	2,195	0	0	0	0	2,195		
18 - SFMTA OPERATIONS	400,000	85,825	365	635	86,460	235,063		
1.3.018.04.040.02 - OPS:SUPPORT TO CONTRACT 1300/CTS	100,000	26,469	0	0	26,469	73,531		
1.3.018.06.080.07 - OPS:SUPPORT TO CONTRACT 1300 - UMS O/L	50,255	44,675	365	635	45,310	4,945		
1.3.018.06.080.07 - OPS:SUPPORT TO CONTRACT 1300/UMS	249,745	14,681	0	0	14,681	235,063		
19 - OTHER SFMTA	1,000,000	946,508	840	0	946,508	53,492		
1.3.019.07.080.07 - OTH.MTA SFMTA-SURVEY; TSTG [1344]	0	840	840	0	840	(840)		
1.3.019.07.080.07 - OTH.MTA SFMTA-SURVEY; TSTG [6840]	1,800	1,553	0	0	1,553	247		
1.3.019.08.040.08 - OTH.MTA 1251 MATERIALS	150,000	126,149	0	0	126,149	23,851		
1.3.019.08.080.07 - OTH.MTA OPERATION SUPPORT DURI	848,200	817,966	0	0	817,966	30,234		
21 - ARTS COMMISSION	12,010,886	4,716,621	16,248	34,637	4,751,258	7,259,628		
1.3.021.01.040.06 - ARTS:CTYCO-ARTS COMMISSION CONSTRUCTION COSTS	4,772,555	0	0	0	0	4,772,555		
1.3.021.01.080.03 - ARTS:CTYCO-ARTS COMMISSION [1227]	1,902,044	388,167	0	0	388,167	1,513,877	52	
1.3.021.01.080.04 - ARTS:CTYCO-ARTS COMMISSION [PWE335MPFUNA.CPT5441227]	21,000	12,465	0	0	12,465	8,535		
1.3.021.06.080.03 - ARTS:CTYCO-ARTS COMMISSION PM [285MC.132J]	653,244	785,356	5,690	6,403	791,760	(138,515)		
1.3.021.01.080.03 - ARTS:CTYCO-ARTS COMMISSION [PWA335MPFUNA.CPT5441327]	8,512	10,149	0	0	10,149	(1,637)		
1.3.021.01.080.03 - ARTS:CTYCO-ARTS COMMISSION [PWE335MPFUNA.CPT5441327]	4,439	4,439	0	0	4,439	0		
1.3.021.06.040.06 - ARTS:CTYCO-ARTS COMMISSION [68CPT5441327.CPT5441327]	1,500,000	1,393,660	0	0	1,393,660	106,340		
1.3.021.06.040.06 - ARTS:CTYCO-ARTS COMMISSION [285MCPFUNA.CPT5441327]	1,903,000	2,122,385	10,558	28,234	2,150,619	(247,619)		
1.3.021.01.080.03 - ARTS:CTYCO-ARTS COMMISSION [132J]	86,091	0	0	0	0	86,091		
1.3.021.97.040.06 - ARTS:ARTS COMMISSION ALLOC CO	1,160,000	0	0	0	0	1,160,000		
23 - CITY ATTORNEY'S OFFICE	2,171,781	1,864,039	0	0	1,864,039	307,742		
1.3.023.01.080.06 - ATTY:CN LEGAL-CITY ATTORNEY OF	2,171,781	1,864,039	0	0	1,864,039	307,742		
25 - PUBLIC UTILITIES COMMISSION SEWER	(2,925,296)	0	0	0	0	(2,925,296)		
1.3.025.09.040.02 - STS.1256: SITE UTILITIES SFPUC SEWER MAIN	(2,925,296)	0	0	0	0	(2,925,296)		
26 - PLANNING	137,062	26,697	0	0	26,697	110,365		
1.3.026.01.080.06 - CM:CTYCO-PLANNING DEPARTMENT	137,062	26,697	0	0	26,697	110,365		
28 - PUBLIC UTILITIES COMMISSION WATER	4,242,012	4,124,041	127,155	1,476	4,125,517	116,494		
1.3.028.02.040.02 - CM:CTYCO-PUBLIC UTIL COMM. (PUC)	0	4,745	0	0	4,745	(4,745)		
1.3.028.02.040.08 - PUC: FIELD OPERATIONS TUNNEL	398,400	510,208	340	0	510,208	(111,808)		
1.3.028.02.080.04 - PUC:MTA CSP CN1252 [470465]	105,000	91,587	0	0	91,587	13,413		
1.3.028.03.040.02 - PUC:CDD CONTRACT 1300/UMS SUPPORT	606,354	631,926	98,782	130	632,056	(25,702)		

[A] Cost Account Description	BUDGET	ACTUAL COSTS				[G] VARIANCE (B - F)	COST REPORT NOTES
	[B] April 2019 Budget (YOE)	[C] PRIOR MONTH Total	[D] PRIOR MONTH Monthly	[E] CURRENT Monthly	[F] CURRENT Total		
1.3.028.03.080.04 - PUC:CMB CONTRACT 1300/UMS INSPECTION	230,000	34,508	0	0	34,508	195,492	
1.3.028.04.040.02 - PUC:CDD CONTRACT 1300/CTS SUPPORT	271,755	201,959	0	0	201,959	69,796	
1.3.028.04.080.04 - PUC:CMB CONTRACT 1300/CTS INSPECTION	115,000	55,773	0	0	55,773	59,227	
1.3.028.05.040.02 - PUC:CDD CONTRACT 1300/YBM SUPPORT	450,282	490,907	28,032	1,346	492,253	(41,971)	
1.3.028.05.080.04 - PUC:CMB CONTRACT 1300/YBM INSPECTION	184,000	98,643	0	0	98,643	85,357	
1.3.028.06.040.02 - PUC:CMB CONTRACT 1300/SFWD AWSS MATERIAL	225,079	249,247	0	0	249,247	(24,168)	
1.3.028.07.040.02 - PUC:PUC CDD WATER CONNECTION CONTRACT 1250	248,035	291,501	0	0	291,501	(43,466)	
1.3.028.07.080.04 - PUC:PUC CMB INSPECTION CONTRACT 1250	74,468	113,844	0	0	113,844	(39,376)	
1.3.028.08.040.02 - PUC:PUC CDD WATER CONNECTION CONTRACT 1251 [445]	340,310	318,130	0	0	318,130	22,180	
1.3.028.08.080.04 - PUC:PUC CMB INSPECTION CONTRACT 1251	266,252	289,424	0	0	289,424	(23,172)	
1.3.028.09.040.02 - PUC:CMB CONTRACT 1300/STS SUPPORT	520,077	484,348	0	0	484,348	35,729	
1.3.028.09.080.04 - PUC:CMB CONTRACT 1300/STS INSPECTION	207,000	257,294	0	0	257,294	(50,294)	
32 - DPW - IDC ENGINEERING (HYDRAULIC)	1,150,459	526,264	(2,456)	2,456	528,720	687,011	
1.3.032.01.080.04 - CM:DPW:1424J-BUREAU OF ENGINEERING (BOE) [AB12]	(285,405)	(285,405)	0	0	(285,405)	0.00	
1.3.032.03.080.04 - DPW IDC HYDRAULIC CN1300 UMS SUPPORT	297,938	117,074	0	0	117,074	180,864	
1.3.032.04.080.04 - DPW IDC HYDRAULIC CN1300 CTS SUPPORT	295,639	22,125	0	0	22,125	273,514	
1.3.032.05.080.04 - DPW IDC HYDRAULIC CN1300 YBM SUPPORT	301,882	52,022	0	0	52,022	249,860	
1.3.032.06.080.04 - 1424J-BOE LABOR [PWE1X5MPFUNA.CPT544112B112]	85,275	85,275	0	0	85,275	0	53
1.3.032.06.080.04-1424J-BOE LABOR [PWE1X5MPFUNA.CPT544112C112]	109,658	109,658	0	0	109,658	0	54
1.3.032.06.080.04 - 1424J-BOE LABOR [PWE1X5MPFUNA.CPT544112D112]	15,791	15,791	0	0	15,791	0	55
1.3.032.06.080.04 - 1424J-BOE LABOR [PWE1X5MPFUNA.CPT544112E112]	11,193	11,193	0	0	11,193	0	56
1.3.032.06.080.04 - 1424J-BOE LABOR [PWE1X5MPFUNA.CPT544112F112]	107,798	107,798	0	0	107,798	0	57
1.3.032.06.080.04 - 1424J-BOE LABOR [PWE1X5MPFUNA.CPT544112G112]	21,690	47,917	0	0	47,917	(26,227)	58
1.3.032.08.080.04 - DPW.HYRDDPW-BOE IDC ENG SVC DC	9,000	0	0	0	0	9,000	
1.3.032.09.080.04 - DPW IDC HYDRAULIC CN1300 STS SUPPOR	180,000	242,816	(2,456)	2,456	245,272	(65,272)	
34 - DPW - IDC CONSTRUCTION (CAPITAL)	6,703,969	6,345,071	0	0	6,345,071	358,898	
1.3.034.01.080.04 - DPW:BCM LABOR [2113]	2,140,142	2,140,142	0	0	2,140,142	0	
1.3.034.02.080.04 - DPW:CONSTR:1252 CM [CD12]	1,207,603	1,207,603	0	0	1,207,603	0	
1.3.034.02.080.04 - DPW:CONSTR:1252 CM [13AC12]	138,397	138,397	0	0	138,397	0	
1.3.034.06.080.04 - DPW:SITE ASSESSMENT & REMEDIATION (SAR) [132112]	506,858	506,858	0	0	506,858	0	
1.3.034.06.080.04 - DPW:CONSTR:1300 CM [13CP12]	2,710,969	2,352,071	0	0	2,352,071	358,898	
36 - DPW - BSM INFRASTRUCTURE (MAPPING)	465,562	158,741	0	0	158,741	306,821	
1.3.036.01.080.04 - DPW:MPPG:DPW-BUREAU OF ST USE	367,129	32,680	0	0	32,680	334,449	
1.3.036.02.080.04 - DPW:MPPG:1300-DPW-BUREAU OF ST USE [13CG12]	50,000	33,084	0	0	33,084	16,916	
1.3.036.02.080.06 - DPW:MPPG:DPW-BUREAU OF ST USE [13CF]	48,433	92,977	0	0	92,977	(44,544)	
37 - DPW - PCS MATERIAL TESTING LABORATORY	83,100	0	0	0	0	83,100	
1.3.037.01.080.07 - DPW.MTL.LABDPW-MATERIAL TESTIN	83,100	0	0	0	0	83,100	
39 - DPW - PCS SITE ASSESSMENT & REMEDIATION (SAR)	613,853	438,455	0	0	438,455	175,398	
1.3.039.01.080.04 - DPW:SITE ASSESSMENT & REMEDIATION (SAR) [2213]	92,459	92,459	0	0	92,459	0	
1.3.039.01.080.04 - DPW:SITE ASSESSMENT & REMEDIATION (SAR) [2250]	78,400	78,400	0	0	78,400	0	
1.3.039.01.080.04 - DPW:SITE ASSESSMENT & REMEDIATION (SAR) [2257]	151,515	151,515	0	0	151,515	0	
1.3.039.01.080.04 - DPW:SITE ASSESSMENT & REMEDIATION (SAR) [2313]	24,343	24,343	0	0	24,343	0	
1.3.039.01.080.04 - DPW:SITE ASSESSMENT & REMEDIATION	58,757	10,109	0	0	10,109	48,648	
1.3.039.01.080.04 - DPW:SITE ASSESSMENT & REMEDIATION (SAR) [CE13]	31,367	31,367	0	0	31,367	0	

[A] Cost Account Description	BUDGET		ACTUAL COSTS				[G] VARIANCE (B - F)	COST REPORT NOTES
	[B] April 2019 Budget (YOE)	[C] PRIOR MONTH Total	[D] PRIOR MONTH Monthly	[E] CURRENT Monthly	[F] CURRENT Total			
1.3.039.01.080.04 - DPW:SITE ASSESSMENT & REMEDIATION (SAR) [CH13]	100,000	8,621	0	0	8,621	91,379		
1.3.039.01.080.04 - DPW:SITE ASSESSMENT & REMEDIATION (SAR)	17,000	0	0	0	0	17,000		
1.3.039.02.080.04 - DPW: SITE ASSESSMENT & REMEDIATION (SAR) – CN1252 [13CE11]	18,632	16,880	0	0	16,880	1,753		
1.3.039.02.080.04 - DPW: SITE ASSESSMENT & REMEDIATION (SAR) – CN1300 [13CH11]	41,379	24,761	0	0	24,761	16,618		
46 - MACY'S WEST - SFPUC SEWER WORK	258,202	258,202	0	0	258,202	0		
1.3.046.08.040.02 - MCY.SWRC. CONTRACT: MACY'S-SEW	258,202	258,202	0	0	258,202	0		
51 - 821 HOWARD STREET	770,843	634,222	0	411	634,632	136,211		
1.3.051.01.080.03 - ODC.HWRD:ODCs - 821 HOWARD STR	696,753	601,405	0	115	601,520	95,233		
1.3.051.02.080.04 - ODC.HWRD:ODCs - TUNNEL CONTRACT 1252	10,000	1,056	0	0	1,056	8,944		
1.3.051.06.080.04 - ODC.HWRD:ODCs - STATION CONTRACT 1300	55,000	20,838	0	296	21,134	33,866		
1.3.051.06.080.04 - ODC.HWRD:W/MTA INST WTR SVC @ STS&YBM TRAILER	9,090	10,923	0	0	10,923	(1,833)		
55 - 651 BRANNAN	10,348	10,348	0	0	10,348	0		
1.3.055.01.080.03 - CM:ODCs - 651 BRANNAN STREET	10,348	10,348	0	0	10,348	0	59	
63 - CENTRAL SUBWAY PARTNERSHIP - AECOM-EPC JV CONTRACT 149	47,966,331	49,308,838	779,355	1,560,118	50,868,956	(2,902,625)		
1.3.063.01.080.03 - CM:PM:AECOM.CS149 OM-EPC JV CS149-PM	5,017,804	5,017,804	0	0	5,017,804	0	60	
1.3.063.01.080.04 - CM:AECOM.CS149OM-EPC JV CS-149 [3B]	1,969,213	1,969,213	0	0	1,969,213	(0)		
1.3.063.01.080.04 - CM:AECOM.CS149OM-EPC JV CS-149 [3E]	6,386,250	6,386,250	0	0	6,386,250	(0)		
1.3.063.01.080.03 - CM:AECOM.CS149OM-EPC JV CS-149 [3E][PM]	1,596,563	1,596,563	0	0	1,596,563	0		
1.3.063.01.080.04 - CM:AECOM.CS149OM-EPC JV CS-149 [3F]	4,101,466	4,101,466	0	0	4,101,466	(0)		
1.3.063.01.080.03 - CM:AECOM.CS149OM-EPC JV CS-149 [3F][PM]	1,025,366	1,025,366	0	0	1,025,366	0		
1.3.063.01.080.04 - CM:AECOM.CS149OM-EPC JV CS-149 [3G]	5,167,381	5,167,381	0	0	5,167,381	(0)		
1.3.063.01.080.03 - CM:AECOM.CS149OM-EPC JV CS-149 [3G][PM]	1,291,845	1,291,845	0	0	1,291,845	(0)		
1.3.063.01.080.04 - CM:AECOM.CS149OM-EPC JV CS-149 [3H]	4,380,849	4,380,849	0	0	4,380,849	(0)		
1.3.063.01.080.03 - CM:AECOM.CS149OM-EPC JV CS-149 [3H][PM]	1,095,212	1,095,212	0	0	1,095,212	(0)		
1.3.063.01.080.04 - CM:AECOM.CS149OM-EPC JV CS-149 [3i]	5,338,998	5,574,771	235,773	1,030,398	6,605,169	(1,266,171)		
1.3.063.01.080.03 - CM:AECOM.CS149OM-EPC JV CS-149 [3i][PM]	1,400,000	1,393,693	58,943	257,600	1,651,292	(251,292)		
1.3.063.01.080.04 - CM:AECOM.CS149OM-EPC JV CS-149 [9B]	11,042	11,042	0	0	11,042	0		
1.3.063.01.080.04 - CM:AECOM.CS149OM-EPC JV CS-149 [9D]	515,694	515,694	0	0	515,694	(0)		
1.3.063.01.080.04 - CM:AECOM.CS149OM-EPC JV CS-149 [9E]	523,943	523,943	0	0	523,943	0		
1.3.063.01.080.04 - CM:AECOM.CS149OM-EPC JV CS-149 [9F]	461,196	461,196	0	0	461,196	0		
1.3.063.01.080.04 - CM:AECOM.CS149OM-EPC JV CS-149 [9G]	501,912	501,912	0	0	501,912	0		
1.3.063.01.080.04 - CM:AECOM.CS149OM-EPC JV CS-149 [9H]	1,219,093	1,219,093	0	0	1,219,093	(0)		
1.3.063.01.080.04 - CM:AECOM.CS149OM-EPC JV CS-149 [9i]	1,010,961	1,495,599	484,638	272,120	1,767,720	(756,759)		
1.3.063.01.080.04 - FD:CM:EPC JV CS49-PM [123A]	489,930	5,579,945	0	0	5,579,945	(5,090,015)		
1.3.063.97.080.03 - AECOM.CS149 ALLOCAT CONTING	4,461,613					4,461,613		
64 - CN1300 JOB READINESS PROGRAM	1,060,000	956,145	55,000	0	956,145	103,855	61	
1.3.064.06.040.08 - CN1300 JOB READINESS PROGRAM	1,060,000	956,145	55,000	0	956,145	103,855		
67 - HILL INTERNATIONAL CONTRACT 156	11,000,000	2,877,316	0	0	2,877,316	8,122,684		
1.3.067.01.080.03 - HILL.CS156:HILL INTL. CS-156 [1336]	920,426	920,426	0	0	920,426	0		
1.3.067.01.080.03 - HILL.CS156:HILL INTL. CS-156 [1337]	533,148	533,148	0	0	533,148	0		
1.3.067.01.080.03 - HILL.CS156:HILL INTL. [1330]	127,261	127,261	0	0	127,261	0		
1.3.067.01.080.03 - HILL INTERNATIONAL CS156 AWP 2016 [68CPT5441340.CPT5441340]	8,852,240	883,631	0	0	883,631	7,968,609		
1.3.067.01.080.03 - HILL INTERNATIONAL CS156 AWP 2017 [68CPT5441346.CPT5441346]	566,925	412,851	0	0	412,851	154,074		
69 - BAYLAND SOIL PROCESS CONTRACT 175	500,000	255,144	0	0	255,144	244,856	62	

[A] Cost Account Description	BUDGET		ACTUAL COSTS				[G] VARIANCE (B - F)	COST REPORT NOTES
	[B] April 2019 Budget (YOE)	[C] PRIOR MONTH Total	[D] PRIOR MONTH Monthly	[E] CURRENT Monthly	[F] CURRENT Total			
1.3.069.06.040.01 - BAYLAND.CS175:BAYLAND SOIL PROCESS [133K]	500,000	255,144	0	0	255,144	244,856		
71 - TUNNEL/UTILITIES - CONTRACT # CONTRACT 155-1	2,158,846	2,098,874	0	0	2,098,874	59,972		
1.3.071.01.080.04 - CM: CS155.1 DESIGN SUPPORT DURING CM [1232]	0	(87,201)	0	0	(87,201)	87,201	63	
1.3.071.02.080.04 - CM: CS155.1 DESIGN SUPPORT DURING CM [1332]	2,158,846	2,186,076	0	0	2,186,076	(27,230)		
72 - STATIONS - CONTRACT # CONTRACT 155-2	9,612,416	16,438,689	200,752	191,321	16,630,010	(7,017,594)		
1.3.072.01.080.04 - CM: CS155.2 DESIGN SUPPORT DURING CM [1233]	51,351	53,823	0	1,209	55,032	(3,681)	64	
1.3.072.01.080.04 - CM: CS155.2 DESIGN SUPPORT DURING CM [1333]	9,561,065	16,384,866	200,752	190,112	16,574,979	(7,013,914)		
73 - SYSTEMS/INTEGRATION - CONTRACT 155-3	4,828,269	4,229,767	33,333	345	4,230,111	598,158		
1.3.073.01.080.04 - CM: CS155.3 DESIGN SUPPORT DURING CM [1236]	90,000	89,791	0	0	89,791	209		
1.3.073.01.080.04 - CM: CS155.3 DESIGN SUPPORT DURING CM [1334]	4,738,269	4,139,976	33,333	345	4,140,320	597,949		
81 - UTILITIES RELOCATION #1 (PORTAL & MOS) - CONTRACT 1250	11,968,150	11,968,150	0	0	11,968,150	0		
1.3.081.07.040.01 - UR1.CONTRACT 1250:SITWORK: DEMOLIT	167,458	167,458	0	0	167,458	0		
1.3.081.07.040.02 - UR1.CONTRACT 1250:SITWORK: UTILITI	10,099,341	10,099,341	0	0	10,099,341	0		
1.3.081.07.040.03 - UR1.CONTRACT 1250:SITWORK:HAZMAT	453,321	453,321	0	0	453,321	0		
1.3.081.07.040.08 - UR1.CONTRACT 1250:SITWORK:TEMPORAR	1,248,030	1,248,030	0	0	1,248,030	0		
82 - UTILITIES RELOCATION #2 (UMS) - CONTRACT 1251	20,669,081	20,669,081	0	0	20,669,081	(0)	65	
1.3.082.08.040.01 - UR2.CONTRACT 1251:SITWORK: DEMOLIT	752,240	752,240	0	0	752,240	0		
1.3.082.08.040.02 - UR2.CONTRACT 1251:SITWORK:UTILITI	10,202,543	10,202,543	0	0	10,202,543	(0)		
1.3.082.08.040.03 - UR2.CONTRACT 1251:SITWORK:HAZMAT	172,712	172,712	0	0	172,712	0		
1.3.082.08.040.05 - UR2.CONTRACT 1251:SITWORK:STRUCTU	2,706,431	2,706,431	0	0	2,706,431	0		
1.3.082.08.040.06 - UR2.CONTRACT 1251:SITWORK:PEDESTRA	319,317	319,317	0	0	319,317	0		
1.3.082.08.040.07 - UR2.CONTRACT 1251:SITWORK:AUTO/BUS	190,362	190,362	0	0	190,362	0		
1.3.082.08.040.08 - UR2.CONTRACT 1251:SITWORK:TEMP FAC	6,325,476	6,325,476	0	0	6,325,476	0		
GUIDEWAY TUNNELS TOTAL	233,511,253	233,511,253	0	0	233,511,253	0		
83 - GUIDEWAY TUNNELS - CONTRACT # 1252 BASE	233,584,015	233,584,015	0	0	233,584,015	0	66	
1.3.083.02.010.06 - CONTRACT 1252:GUIDEWAY:UNDERGRN'D CUT	60,446,425	60,446,425	0	0	60,446,425	0		
1.3.083.02.010.07 - CONTRACT 1252:GUIDEWAY:UNDERGROUND	105,423,090	105,423,090	0	0	105,423,090	0		
1.3.083.02.020.03 - CONTRACT 1252: STATIONS: UNDERGROUND	21,685,000	21,685,000	0	0	21,685,000	0		
1.3.083.02.040.01 - CONTRACT 1252:SITWORK:DEMO CLEARING	2,440,000	2,440,000	0	0	2,440,000	0		
1.3.083.02.040.02 - CONTRACT 1252:SITWORK:UTILITIES & RE	10,895,000	10,895,000	0	0	10,895,000	0		
1.3.083.02.040.03 - CONTRACT 1252:SITWORK:HAZMAT&MITIGAT	200,000	200,000	0	0	200,000	0		
1.3.083.02.040.04 - CONTRACT 1252:SITWORK:ENVIRON. MITIG	300,000	300,000	0	0	300,000	0		
1.3.083.02.040.06 - CONTRACT 1252:SITWORK:PED/BIKE ACCES	50,000	50,000	0	0	50,000	0		
1.3.083.02.040.07 - CONTRACT 1252:SITWORK:AUTO/BUS ACCES	1,345,000	1,345,000	0	0	1,345,000	0		
1.3.083.02.040.08 - CONTRACT 1252:SITWORK:TEMP FACILITIE	30,799,500	30,799,500	0	0	30,799,500	0		
83 - GUIDEWAY TUNNELS - CONTRACT # 1252 CMODs	(72,762)	(72,762)	0	0	(72,762)	0	67	
1.3.083.83.010.06 - CONTRACT 1252: CONTRACT MOD	112,251	112,251	0	0	112,251	0		
1.3.083.83.010.07 - CONTRACT 1252: CONTRACT MOD	1,810,094	1,810,094	0	0	1,810,094	0		
1.3.083.83.020.03 - CONTRACT 1252: CONTRACT MOD	1,004,156	1,004,156	0	0	1,004,156	0		
1.3.083.83.040.02 - CONTRACT 1252: CONTRACT MOD	1,035,588	1,035,588	0	0	1,035,588	(0)		
1.3.083.83.040.03 - CONTRACT 1252: CONTRACT MOD	453,475	453,475	0	0	453,475	0		
1.3.083.83.040.08 - CONTRACT 1252: CONTRACT MOD	(4,488,326)	(4,488,326)	0	0	(4,488,326)	0		
1.3.083.93.010.07 - CONTRACT 1252: TUNNEL ALLOC CONTING	0	0	0	0	0	0	68	
CONTRACT 1300 - STATIONS, TRACKWORK AND SYSTEMS TOTAL	861,639,691	694,846,844	13,326,106	8,505,635	703,352,479	158,287,212	69	

[A] Cost Account Description	BUDGET		ACTUAL COSTS				[G] VARIANCE (B - F)	COST REPORT NOTES
	[B] April 2019 Budget (YOE)	[C] PRIOR MONTH Total	[D] PRIOR MONTH Monthly	[E] CURRENT Monthly	[F] CURRENT Total			
84 - UNION SQUARE/MARKET STREET STATION (UMS) - WORK PACKAGE 1253	294,030,590	258,475,818	2,714,120	2,588,494	261,064,312	32,966,278	21	
1.3.084.03.020.03 - UMS.1253: UNDERGROUND STATION	253,081,452	225,383,365	2,682,223	1,785,952	227,169,317	25,912,135		
1.3.084.03.020.07 - UMS.1253: ELEVATORS ESCALATOR	9,465,694	5,645,150	97,398	726,654	6,371,804	3,093,890		
1.3.084.03.040.01 - UMS.1253: DEMOLITION CLEARING	6,071,588	6,071,588	0	0	6,071,588	0		
1.3.084.03.040.02 - UMS.1253: SITE UTILITIES UTIL	4,360,395	3,913,988	0	0	3,913,988	446,407		
1.3.084.03.040.03 - UMS.1253: HAZARDOUS MATERIALS	550,000	427,061	(90,390)	0	427,061	122,939		
1.3.084.03.040.04 - UMS.1253: ENVIRONMENTAL MITIGA	244,500	244,500	0	0	244,500	0		
1.3.084.03.040.06 - UMS.1253: PEDESTRIAN/BIKE	18,969	16,501	0	0	16,501	2,468		
1.3.084.03.040.07 - UMS.1253: AUTOMOBILE BUS ACCE	1,158,410	898,634	0	0	898,634	259,776		
1.3.084.03.040.08 - UMS.1253: TEMPORARY FACILITIES	11,139,701	10,253,132	(19,304)	(33,252)	10,219,880	919,821		
1.3.084.03.050.02 - UMS.1253: TRAFFIC SIGNALS AND	4,773,076	4,773,076	0	0	4,773,076	0		
1.3.084.03.050.03 - UMS.1253: TRACTION POWER SUPPL	1,815,534	578,407	27,500	101,000	679,407	1,136,127		
1.3.084.03.050.04 - UMS.1253: TRACTION POWER DISTR	216,957	67,178	0	0	67,178	149,779		
1.3.084.03.050.05 - UMS.1253: COMMUNICATIONS	1,134,314	203,238	16,693	8,140	211,378	922,936		
84 - UNION SQUARE/MARKET STREET STATION (UMS) CMODs	6,087,888	5,660,082	732,978	118,911	5,778,993	308,895		
1.3.084.84.020.03 - CMOD:UMS.1253: UNDERGROUND STATION	1,832,330	1,809,040	0	0	1,809,040	23,290		
1.3.084.84.020.07 - CMOD:UMS.1253: ELEVATORS, ESCALATORS	490,000	490,000	0	0	490,000	0		
1.3.084.84.040.01 - CMOD:UMS.1253: DEMOLITION CLEARING	944,987	944,987	0	0	944,987	0		
1.3.084.84.040.02 - CMOD:UMS.1253: SITE UTILITIES UTIL	1,613,589	1,430,840	0	118,911	1,549,751	63,838		
1.3.084.84.040.03 - CMOD:UMS.1253: HAZARDOUS MATERIALS	349,730	127,964	0	0	127,964	221,766		
1.3.084.84.040.08 - CMOD:UMS.1253: TEMPORARY FACILITIES	809,103	809,102	732,978	0	809,102	1		
1.3.084.84.050.05 - CMOD:UMS.1253: COMMUNICATIONS	48,149	48,149	0	0	48,149	0		
1.3.084.94.020.03 - UMS.1253: AC: ALLOC CONTING	13,912,112	0	0	0	0	13,912,112	41	
85 - CHINATOWN STATION (CTS) - WORK PACKAGE 1254	247,567,810	197,047,611	4,419,650	2,729,815	199,777,426	47,790,384		
1.3.085.04.010.07 - CTS.1254: GUIDEWAY: UNDERGROUND TUNNEL	76,417,579	76,417,579	0	0	76,417,579	0		
1.3.085.04.020.03 - CTS.1254: UNDERGROUND STATION	133,001,053	91,082,040	4,579,410	2,495,320	93,577,360	39,423,693		
1.3.085.04.020.07 - CTS.1254: ELEVATORS ESCALATOR	6,812,856	2,161,813	(250,000)	0	2,161,813	4,651,043		
1.3.085.04.040.01 - CTS.1254: DEMOLITION CLEARING	400,000	400,000	0	0	400,000	0		
1.3.085.04.040.02 - CTS.1254: SITE UTILITIES UTIL	6,001,718	4,948,586	0	69,995	5,018,581	983,137		
1.3.085.04.040.03 - CTS.1254: HAZARDOUS MATERIALS	350,000	347,500	0	0	347,500	2,500		
1.3.085.04.040.04 - CTS.1254: ENVIRONMENTAL MITIGA	325,665	206,064	0	0	206,064	119,601		
1.3.085.04.040.06 - CTS.1254: PEDESTRIAN/BIKE	15,000	0	0	0	0	15,000		
1.3.085.04.040.07 - CTS.1254: AUTOMOBILE BUS ACCE	225,677	29,500	0	0	29,500	196,177		
1.3.085.04.040.08 - CTS.1254: TEMPORARY FACILITIES	16,571,322	16,421,322	55,240	150,000	16,571,322	0		
1.3.085.04.050.02 - CTS.1254: TRAFFIC SIGNALS AND	1,599,593	1,518,455	0	0	1,518,455	81,138		
1.3.085.04.050.03 - CTS.1254: TRACTION POWER SUPPL	4,063,927	3,049,677	0	14,500	3,064,177	999,750		
1.3.085.04.050.04 - CTS.1254: TRACTION POWER DISTRIBUTION	124,481	81,940	0	0	81,940	42,541		
1.3.085.04.050.05 - CTS.1254: COMMUNICATIONS	1,658,938	383,134	35,000	0	383,134	1,275,804		
85 - CHINATOWN STATION (CTS) CMODs	11,574,607	10,992,509	898,782	0	10,992,509	582,099	71	
1.3.085.85.020.03 - CMOD:CTS.1254: UNDERGROUND STATION	1,201,478	1,126,478	0	0	1,126,478	75,000		
1.3.085.85.040.01 - CMOD:CTS.1254: POWER POLE	155,956	148,212	0	0	148,212	7,744		
1.3.085.85.040.02 - CMOD:CTS.1254: SITE UTILITIES UTIL	3,997,572	3,971,225	0	0	3,971,225	26,347		
1.3.085.85.040.03 - CMOD:CTS.1254: HAZARDOUS MATERIALS	3,895,399	3,895,396	0	0	3,895,396	3		
1.3.085.85.040.08 - CMOD:CTS.1254: TEMPORARY FACILITIES	2,324,202	1,851,198	898,782	0	1,851,198	473,004		

[A] Cost Account Description	BUDGET		ACTUAL COSTS				[G] VARIANCE (B - F)	COST REPORT NOTES
	[B] April 2019 Budget (YOE)	[C] PRIOR MONTH Total	[D] PRIOR MONTH Monthly	[E] CURRENT Monthly	[F] CURRENT Total			
1.3.085.95.020.03 - CTS.1254: AC: ALLOC CONTING	(1,574,607)	0	0	0	0	(1,574,607)	72	
86 - YERBA BUENA MOSCONE STATION (YBM) - WORK PACKAGE 1255	158,089,000	136,676,665	2,165,200	1,620,580	138,297,245	19,791,755		
1.3.086.05.020.03 - YBM.1255: UNDERGROUND STATION	118,405,840	104,745,276	2,568,687	655,984	105,401,260	13,004,580		
1.3.086.05.020.07 - YBM.1255: ELEVATORS ESCALATOR	5,333,287	3,944,536	16,530	0	3,944,536	1,388,751		
1.3.086.05.040.01 - YBM.1255: DEMOLITION CLEARING	657,000	657,000	0	0	657,000	0		
1.3.086.05.040.02 - YBM.1255: SITE UTILITIES UTIL	7,163,278	7,154,151	0	0	7,154,151	9,127		
1.3.086.05.040.03 - YBM.1255: HAZARDOUS MATERIALS	2,629,439	1,883,419	(226,420)	575,329	2,458,748	170,691	73	
1.3.086.05.040.04 - YBM.1255: ENVIRONMENTAL MITIGA	100,000	60,321	(39,679)	0	60,321	39,679		
1.3.086.05.040.06 - YBM.1255: PEDESTRIAN/BIKE	16,665	1	0	0	1	16,664		
1.3.086.05.040.07 - YBM.1255: AUTOMOBILE BUS ACCE	1,542,725	1,235,523	0	245,090	1,480,613	62,112		
1.3.086.05.040.08 - YBM.1255: TEMPORARY FACILITIES	15,564,753	12,975,806	(226,601)	71,177	13,046,983	2,517,770		
1.3.086.05.050.02 - YBM.1255: TRAFFIC SIGNALS AND	1,726,492	1,723,992	0	0	1,723,992	2,500		
1.3.086.05.050.03 - YBM.1255: TRACTION POWER SUPPL	3,708,425	1,604,300	7,000	48,250	1,652,550	2,055,875		
1.3.086.05.050.05 - YBM.1255: COMMUNICATIONS	1,241,096	692,340	65,683	24,750	717,090	524,006		
86 - YERBA BUENA MOSCONE STATION (YBM) CMODs	2,466,850	1,376,841	895,202	147,459	1,524,300	942,550		
1.3.086.86.020.03 - CMOD:YBM.1255: UNDERGROUND STATION	(1,324,968)	(1,324,968)	0	0	(1,324,968)	0		
1.3.086.86.040.01 - CMOD:YBM.1255: DEMOLITION CLEARING	266,386	259,386	0	0	259,386	7,000	73	
1.3.086.86.040.02 - CMOD:YBM.1255: SITE UTILITIES UTIL	3,148,666	2,090,781	895,202	147,459	2,238,240	910,426		
1.3.086.86.040.03 - CMOD:YBM.1255: HAZARDOUS MATERIALS	150,828	150,828	0	0	150,828	0		
1.3.086.86.040.04 - CMOD:YBM.1255: ENVIRONMENTAL MITIGA	102,734	102,734	0	0	102,734	0		
1.3.086.86.040.06 - CMOD:YBM.1255: PEDESTRIAN/BIKE	35,489	10,365	0	0	10,365	25,124		
1.3.086.86.040.08 - CMOD:YBM.1255: TEMPORARY FACILITIES	87,715	87,715	0	0	87,715	0		
1.3.086.96.020.03 - YBM.1255: AC: ALLOC CONTING	2,533,151	0	0	0	0	2,533,151	74	
87 - SURFACE TRACKWORK AND SYSTEMS -WORK PACKAGE 1256	139,989,000	81,931,305	1,500,174	1,249,976	83,181,281	56,807,719		
1.3.087.09.010.02 - STS.1256: GUIDEWAY: AT-GRADE SEMI-EXCLUSIVE (ALLOWS CROSS	2,860,000	2,156,500	0	0	2,156,500	703,500		
1.3.087.09.010.06 - STS.1256: GUIDEWAY: UNDERGROUND CUT & CVR	9,257,731	4,222,704	197,500	350,000	4,572,704	4,685,027		
1.3.087.09.010.07 - STS.1256: GUIDEWAY: UNDERGROUN	16,723,552	12,430,163	267,944	635,600	13,065,763	3,657,789		
1.3.087.09.010.09 - STS.1256: TRACK DIRECT FIXATION	6,761,089	6,012,796	0	0	6,012,796	748,294		
1.3.087.09.010.12 - STS.1256: TRACK: SPECIAL	4,449,637	4,449,637	0	0	4,449,637	0		
1.3.087.09.020.01 - STS.1256: AT-GRADE STATION	7,602,857	3,636,941	304,500	10,400	3,647,341	3,955,516		
1.3.087.09.040.02 - STS.1256: SITE UTILITIES, UTILITY RELOCA	17,464,046	14,655,379	391,000	0	14,655,379	2,808,667		
1.3.087.09.040.03 - STS.1256: HAZARDOUS MATERIALS	200,000	157,000	0	6,004	163,004	36,996	73	
1.3.087.09.040.04 - STS.1256: ENVIRONMENTAL MITIGATION	50,000	49,000	0	0	49,000	1,000	73	
1.3.087.09.040.07 - STS.1256: AUTOMOBILE BUS ACCE	2,116,925	1,937,674	0	84,250	2,021,924	95,001		
1.3.087.09.040.08 - STS.1256: TEMPORARY FACILITIES	13,896,832	11,943,354	0	4,900	11,948,254	1,948,577		
1.3.087.09.050.01 - STS.1256: TRAIN CONTROL AND SIGNALS	27,543,451	7,569,133	0	0	7,569,133	19,974,318		
1.3.087.09.050.02 - STS.1256: TRAFFIC SIGNALS AND	4,463,368	3,641,221	0	0	3,641,221	822,147		
1.3.087.09.050.03 - STS.1256: TRACTION POWER SUPPL	9,889,014	5,689,037	207,459	115,222	5,804,259	4,084,755		
1.3.087.09.050.04 - STS.1256: TRACTION POWER DISTRIBUTION	6,099,675	1,806,330	63,334	36,100	1,842,430	4,257,245		
1.3.087.09.050.05 - STS.1256: COMMUNICATIONS	7,996,237	1,235,015	68,437	7,500	1,242,515	6,753,722		
1.3.087.09.050.07 - STS.1256: CENTRAL CONTROL	2,614,586	339,421	0	0	339,421	2,275,165		
87 - SURFACE TRACKWORK AND SYSTEMS (STS) CMODs	(14,684,622)	2,686,013	0	50,400	2,736,413	(17,421,035)		
1.3.087.89.040.02 - CMOD:STS.1256: SITE UTILITIES, UTILITY RELOCA	1,378,953	1,174,797	0	50,400	1,225,197	153,756		
1.3.087.89.040.03 - CMOD:STS.1256: HAZARDOUS MATERIALS	18,221	18,219	0	0	18,219	2		

[A] Cost Account Description	BUDGET		ACTUAL COSTS				[G] VARIANCE (B - F)	COST REPORT NOTES
	[B] April 2019 Budget (YOE)	[C] PRIOR MONTH Total	[D] PRIOR MONTH Monthly	[E] CURRENT Monthly	[F] CURRENT Total			
1.3.087.89.040.08 - CMOD:STS.1256: TEMPORARY FACILITIES	1,053,547	873,997	0	0	873,997	179,550		
1.3.087.89.050.01 - CMOD:STS.1256: TRAIN CONTROL	(17,776,769)	0	0	0	0	(17,776,769)		
1.3.087.89.050.02 - CMOD:STS.1256: TRAFFIC SIGNALS AND	242,427	220,000	0	0	220,000	22,427		
1.3.087.99.020.01 - STS.1256: AC: ALLOC CONTING	1,647,912	0	0	0	0	1,647,912	75	
88 - STATIONS CONTRACT 1300	2,263,498	0	0	43,895	43,895	2,219,603		
1.3.088.06.080.04 - CN1300 CONSTRUCTION TRAILER [68CPT5441316.CPT5441316]	80,000	0	0	0	0	80,000		
1.3.088.06.080.04 - DT-CN1300 COMMUNICATIONS INSTALL [68CPT5441317.CPT5441317]	1,430,594	0	0	18,515	18,515	1,412,079		
1.3.088.06.080.04 - MTA Communications - Business Liaison to support CN1300 CON[68CPT5441319]	420,000	0	0	25,380	25,380	394,620		
1.3.088.06.080.04 - IT-CN1300 Installation [68CPT5441319.CPT5441319]	332,904	0	0	0	0	332,904		
141 - CONSTRUCTION ADMINISTRATION	2,956,812	0	0	0	0	2,956,812		
1.3.141.97.080.04 - CONSTR.ADMIN:ALLOC CONTING	2,956,812	0	0	0	0	2,956,812		
142 - LEGAL/PERMITS	2,014,204	0	0	0	0	2,014,204		
1.3.142.01.080.06 - LGL.PRMTSF:LEGAL; PERMITS	2,014,204	0	0	0	0	2,014,204		
144 - STARTUP	8,300,329	0	0	0	0	8,300,329		
1.3.144.01.080.08 - STRT: STARTUP	6,941,907	0	0	0	0	6,941,907		
1.3.144.97.080.08 - STRTA: AC STARTUP ALLOC CONTIN	1,358,422	0	0	0	0	1,358,422		
151 - TEMPORARY LICENSE AGREEMENT	17,000	0	0	0	0	17,000		
1.3.151.01.080.06 - TEMP.LICPORARY LICENSE AGREEME	17,000	0	0	0	0	17,000		
170 - COMMUNICATIONS CONNECTIONS	5,757,629	0	0	0	0	5,757,629		
1.3.170.01.050.04 - COMM.CONNN:COMMUNICATION CONN	5,757,629	0	0	0	0	5,757,629		
181 - AON RISK INSURANCE CS 163	25,119,436	25,119,206	0	0	25,119,206	230		
1.3.181.01.040.08 - AON.CS163 AON RISK INS.	25,094,436	25,094,206	0	0	25,094,206	230		
1.3.181.01.080.03 - AON.CS171 AON RISK INS. STUDY	25,000	25,000	0	0	25,000	0		
191 - FARE COLLECTION CONTRACTOR	5,400,000	152,852	0	0	152,852	5,247,148		
1.3.191.01.050.06 - FARE.CONSUM:FARE COLLECTION	5,400,000	152,852	0	0	152,852	5,247,148		
192 - THALES T&S CENTRAL CONTROL	18,524,681	50,000	0	0	50,000	18,036,709		
1.3.192.01.050.01 - THALES T&S ATCS	487,972	50,000	0	0	50,000	437,972		
1.3.192.01.050.01 - ATCS Tutor STS	18,036,709	0	0	0	0	18,036,709		
202 - JOC2-022.0	63,938	0	0	0	0	63,938		
1.3.202.01.040.02 - JOC2-022:15&22 POTHOLING UTILI LGHT FNDS	63,938	0	0	0	0	63,938		
203 - JOC2-029.0	53,317	0	0	0	0	53,317		
1.3.203.07.040.02 - JOC0292-029: RELOCATE VAULTS-S	53,317	0	0	0	0	53,317		
302 - PG&E	1,988,173	3,863,795	(93,188)	0	3,863,795	(1,875,622)		
1.3.302.03.050.03 - PGE PERMANENT POWER UMS	(2,350,000)	0	0	0	0	(2,350,000)		
1.3.302.03.050.03 - PGE POWER FEED UMS	2,959,826	1,294,573	(93,188)	0	1,294,573	1,665,253		
1.3.302.04.050.03 - PGE PERMANENT POWER CTS	(2,350,000)	0	0	0	0	(2,350,000)		
1.3.302.04.050.03 - PGE POWER FEED CTS	2,959,826	0	0	0	0	2,959,826		
1.3.302.05.050.03 - PGE PERMANENT POWER YBM	(2,368,540)	0	0	0	0	(2,368,540)		
1.3.302.05.050.03 - PGE POWER FEED YBM	3,125,222	2,569,222	0	0	2,569,222	556,000		
1.3.302.09.050.03 - PGE POWER FEED STS	11,839	0	0	0	0	11,839		
331 - BAY AREA RAPID TRANSIT (BART)	951,356	471,063	(55,000)	0	471,063	480,293		
1.3.331.01.080.04 - CM:SFMTA LABOR-ENG SVCS-IRP/BART/SF	50,000	33,152	0	0	33,152	16,848		
1.3.331.01.080.06 - CM: BAY AREA RAPID TRANSIT (BART) [122A]	901,356	437,911	(55,000)	0	437,911	463,445		

[A] Cost Account Description	BUDGET		ACTUAL COSTS				[G] VARIANCE (B - F)	COST REPORT NOTES
	[B] April 2019 Budget (YOE)	[C] PRIOR MONTH Total	[D] PRIOR MONTH Monthly	[E] CURRENT Monthly	[F] CURRENT Total			
333 - AMERICAN PUBLIC TRANSP. ASSOCIATION (APTA) CS-APTA	146,500	62,112	0	0	62,112	84,388		
1.3.333.01.080.03 - APTA:APTA - IRP [2G]	46,500	31,054	0	0	31,054	15,446		
1.3.333.01.080.03 - APTA:APTA - IRP [2C]	100,000	31,058	0	0	31,058	68,942		
334 - BART FARE COLLECTION SYSTEM	700,000	475,136	0	0	475,136	224,864		
1.3.334.01.050.06 - BART:BART FARE COLLECTION EQP	700,000	475,136	0	0	475,136	224,864		
401 - ECONOMIC AND WORKFORCE DEVELOPMENT (EWD)	17,600	17,600	0	0	17,600	0		
1.3.401.01.080.04 - EWD: MAYORS OFFICE ECON DEV	17,600	17,600	0	0	17,600	0		
402 - DEPARTMENT OF TECHNOLOGY	242,371	250,534	0	0	250,534	(8,163)		
1.3.402.07.050.04 - DT:1UTL:COMM. CONNECTIONS	166,756	179,179	0	0	179,179	(12,423)		
1.3.402.08.050.04 - DT:2UTL:COMM.CONNECTIONS	75,615	71,354	0	0	71,354	4,261		
404 - DEPARTMENT OF BUILDING INSPECTION (DBI)	1,204,081	1,204,081	0	0	1,204,081	0		
1.3.404.01.080.06 - DPT OF BUILDING INSPECTION	1,204,081	1,204,081	0	0	1,204,081	0		
491 - FORM B - REIMBURSEMENT	(12,227,954)	0	0	0	0	(12,227,954)		
1.3.491.02.040.02 - FORMB - CONTRACT 1252 UTILITY REIMBUR	(254,050)	0			0	(254,050)	76	
1.3.491.03.040.02 - FORMB - UMS:CONTRACT 1300 UTILITY REIMBURSEMENT	(528,370)	0			0	(528,370)	77	
1.3.491.04.040.02 - FORMB - CTS:CONTRACT 1300 UTILITY REIMBURSEMENT	(451,703)	0			0	(451,703)	78	
1.3.491.05.040.02 - FORMB - YBM:CONTRACT 1300 UTILITY REIMBURSEMENT	(100,000)	0			0	(100,000)	79	
1.3.491.06.040.02 - FORMB - CONTRACT 1300 UTILITY REIMBUR	0	0			0	0	80	
1.3.491.07.040.02 - FORMB - CONTRACT 1250 UTILITY REIMBUR	(2,275,419)	0			0	(2,275,419)	81	
1.3.491.08.040.02 - FORMB - CONTRACT 1251 UTILITY REIMBUR	(7,618,412)	0			0	(7,618,412)	82	
1.3.491.09.040.02 - FORMB - STS:CONTRACT 1300 UTILITY REIMBURSEMENT	(1,000,000)	0			0	(1,000,000)	83	
TOTAL CONSTRUCTION PHASE	1,356,016,914	1,127,296,574	14,666,568	11,469,096	1,138,765,670	215,145,663		
1.4.091.01.070.01 - LRVS: LIGHT RAIL VEHICLES RFP [34B]	1,324,123	1,319,773	0	0	1,319,773	4,350		
1.4.091.01.070.01 - LRVS: LIGHT RAIL VEHICLES PROJECT MGT [68E]	828,009	828,009	0	0	828,009	0		
1.4.091.01.070.01 - LRVS: LRV PROCUREMENT ODC	25,000	0	0	0	0	25,000		
1.4.091.01.070.01 - LRVS: LRV PROCUREMENT	14,622,868	9,781,465	0	0	9,781,465	4,841,403		
1.4.091.97.070.01 - LRVA:AC: VEHICLES ALLOC CONTI	0					0	26	
TOTAL VEHICLES	16,800,000	11,929,247	0	0	11,929,247	4,870,753		
1.5.015.01.060.01 - RE: EASEMENT ACQUISIT	400,000	322,939	0	0	322,939	77,061		
1.5.015.01.060.01 - RE: REAL EST SITE ACQ	15,955,138	14,224,616	0	0	14,224,616	1,730,522		
1.5.015.01.060.01 - RE: REAL ESTATE	766,272	766,272	0	0	766,272	0		
1.5.015.01.060.01 - RE: REC & PARK MOU	6,987,624	6,987,624	0	0	6,987,624	0		
1.5.015.01.060.01 - RE:-DEPT OF TRANSPOR	2,686,000	2,686,000	0	0	2,686,000	0		
1.5.015.01.060.01 - RE:-LICENSES FEES	400,000	381,311	0	0	381,311	18,689		
1.5.023.01.060.01 - ATTY:REAL ES	2,764,872	2,764,872	0	0	2,764,872	0		
1.5.101.01.060.02 - RES.RELO: RELOCATION COST	1,275,200	1,289,701	0	0	1,289,701	(14,501)		
1.5.102.01.060.02 - COMM.RELO-RELOC COMMERCIAL	905,311	1,119,729	0	0	1,119,729	(214,418)		
TOTAL ROW, LAND, EXISTING IMPROVEMENTS	32,140,418	30,543,065	0	0	30,543,065	1,597,353		
90 - CONTINGENCY	47,624,269	0	0	0	0	47,624,269		
1.7.500.91.090.00 - UNALLOCATED CONTINGENCY	11,724,619					11,724,619	84	
TOTAL ALLOCATED CONTINGENCY	35,899,650					35,899,650		
TOTAL PROJECT COST	1,578,300,000	1,330,261,898	14,666,568	11,469,096	1,341,730,994	234,463,424		

7.1 Program Project Budget	
1	The Central Subway Project (CSP) (SFMTA Capital Program CPT 544) is defined in the FTA-SFMTA October 2012 Full Funding Grant Agreement with a budget of \$1.578 billion.
2	The TBM Retrieval Shaft Relocation (SFMTA Capital Program CPT 690) is one of four capital projects that is related to CSP. These projects are reported for background information as needed outside of the main body of the Project Monthly Progress Report.
3	The Chinatown Plaza (CPT 718) is for Chinatown Station enhancement capital project. The project has funding outside of the Central Subway Project. The construction is carried out in Contract 1300 Contract Modifications.
4	CPT 665 is a Real Estate project to relocation in compliance with California regulations for business relocations but outside of the Central Subway Project as defined by the FTA FFGA.
5	CPT 705 is an SFMTA capital improvement between the Agency and community stakeholders outside of the Central Subway Project.
6	Utility company reimbursements (Form B) result in funds received for work carried out on behalf of utilities concurrent to CSP work to achieve efficiencies.
7	PG&E Power Feed reimbursement funds are the refunds from PG&E when completion of Stations construction and switch to permanent power.
8	BART Elevator funds are reimbursements for work carried out on behalf of BART to install BART Powell Street Station elevator.
9	The Tutor Perini - CAD Files funds are the result of payments by the contractor for project documentation not included in the contract.
10	SFPUC Sewer Main funds are reimbursements for work carried out on behalf of San Francisco PUC (includes 10% construction contingency).
11	Traffic Effectiveness Project funded Contract Modification #40 for Culvert, Street & Sidewalk Restoration in North Beach are reimbursements for work carried out in Contract 1252 on behalf of SFMTA SSD.
12	SFPUC 24" Water Main funds are reimbursements for work carried out in Contract 1252 Contract Modification #41 on behalf of San Francisco PUC (includes construction management cost).
13	SFPUC North Beach 24" Water Main Additional Work funds are reimbursements for work carried out in Contract 1252 Contract Modification #48 on behalf of San Francisco PUC (includes construction management cost).
14	CN1300 Contract Modification #6 is funded by Chinatown Plaza (CPT 718) project.
15	Traffic Effectiveness Project funded Contract Modification #51 for support for North Beach Restoration, OCS and Streetlighting which are reimbursements for work carried out in Contract 1252.
16	Public Works' funds are for reimbursements for work carried out on behalf of Public Works MOU for Water Line above YBM Station.
17	SFWD funded Contract Modification #60 for 8' water line at the intersection of Fourth and Jessie Street which are reimbursements for work carried out in Contract 1252.

7.4 Contingency Management Trend Report	
18	In Oct 2014 Report, updated Contract 1250 contract cost to segregate contract amount and contract modification amount. Note that September 2013 Supplemental Authorized Contingency "column f" did not include completed contract.
19	In Oct 2014 Report, updated Contract 1251 contract cost to segregate contract amount and contract modification amount. Note that September 2013 Supplemental Authorized Contingency "column f" did not include completed contract.
20	Contract 1252 Original Contract Value "column a" and Original Contingency "column f" did not match September 2013 Supplemental due to Supplemental were used the revised value to reflect Contract Modifications #3-#18. Reduced Contract 1252 contingency to reflect CMod #20 for retrieval shaft relocation cost \$5.15M funded by CPT690, CMod #40 for Culvert, Street & Sidewalk Restoration cost \$694,651 funded by Traffic Effectiveness Project (TEP), and CMod #41 for install 24" Water Main in North Beach cost \$328,860 funded by SFPUC. In August 2015 report, release \$15M CN1252 Tunnel assigned contingency to program unallocated contingency. In March 2106 report, reduced Contract 1252 contingency by \$377,435 cost to reflect certification of five CMODS. CMod#49, #52 and #53 total \$221,967 are funded by CPS. CMod#51 Support for North Beach Restoration, OCS and Streetlighting cost of \$155,468 is being funded by TEP. Released \$155,468 CN1252 allocated contingency to program's unallocated contingency. In May 2016 report, reduced Contract 1252 contingency by \$185,913 cost to reflect certification of two CMODS. In July 2016 report, increased Contract 1252 contingency by \$15,259 cost to reflect certification of one CMOD. In October 2016 report, increased Contract 1252 contingency by \$319,658 to reflect certification of three credit CMODS. In March 2018 report, increased Contract 1252 contingency by \$131,715 cost to reflect certification of two CMODS.
21	BART Elevator scope and SFPUC Sewer Main scope is in Contract 1300; effort will be funded by BART. In January 2015 Report, corrected Station Contract value to match awarded amount.
22	In March 2016 Report, lowered Contract 1300 Stations CTS contingency by \$75,000 because Contract Modification #6 was funded by Project CPT718. In Nov 2016 report, reversed moving contingency.
23	In December 2017 Report, \$1,060,000 Job Readiness Budget is shown as an approved change in Column "b". In March 2019 report, \$18,036,709 taken out of Tutor contract (STS package) and put into unallocated contingency. We then used the same amount from unallocated contingency, \$18,036,709 and moved to its own line for the ATCS (advanced train control system) contract. As of March 2019, Tutor has not given us credit for the \$18,036,709 that is still sitting on the STS AL-14 bid item. That bid item should not be \$25M but instead be \$7,054,078 to reflect amount we have previously paid out. We will continue to monitor the STS-AL bid item to make sure Tutor corrects the amount.
24	In December 2017 Report, there is a change in Column "f" and Column "h" to reflect reporting to include CN1250 and CN1251. Prior to this, Column "f" and Column "h" reporting excluded CN1250 and CN1251.
25	In April 2015 report, real estate budget stated in RAMP Rev5 is \$36.7M, including \$1M contingency. The cost workbook ROW & contingency budget reflects this with \$36,511,799 and \$1,000,000 respectively. Revised cost book ROW budget & contingency to be \$37,511,799. The \$4,265,478 Caltrans lease savings is allocated to ROW allocated contingency. In February 2017, released \$5,265,478 from completed phase Real Estate assigned contingency to program unallocated contingency.

Connecting people. Connecting communities.

26	In Dec 2014 Report, redistributed LRV budget to reflect recent firm bid cost per vehicle (\$3,327,250/unit) from vehicle procurement contract award. (SFMTA Board meeting 15JUL14, calendar item #11). Vehicle line item total budget remains unchanged, redistributed fund by reducing base amount to \$13,309,000, column "c" and increased allocated contingency column "h", by same amount. In Dec 2018 Report, increased LRV budget by \$3,491,000 to reflect final costs of vehicles (\$4,200,000/unit) for vehicle procure contract to \$16,800,000. Reduced LRV contract and transferred the \$9,585,653 from LRV contingency to unprogrammed contingency.
26a	In July 2018 Report, increased SCC 80 Professional Services category budget by \$2,263,498 due to additional costs related to CN1300 stations; cost was transferred from program unallocated contingency.
27	In Oct 2014 Report, made two corrections: i) revised Professional Services, Original Contract Value "column a" from \$310,518,041 to \$310,618,041, ii) revised Original Cogency. "column f" unallocated contingency from \$3,883,481 to \$3,845,945. In April 2015 report, used \$500K program contingency for CS-175 Bayland Soil Process contract. In August 2015 Report, added \$15M from Contract 1252. In March 2016 Report, the \$155,468 costs funded by other project offset credits added to program's unallocated contingency. In August 2016 Report, used \$15M to UMS contingency and \$5M to CTS contingency. In February 2017, increased \$5,265,478 from real estate contingency to program unallocated contingency and used \$1M for CN1300 Job Readiness Program contract. In July 2018 report, used \$2,263,498 to increase SCC 80 Professional Services category regarding matters related to stations from program unallocated contingency.
28	The total Central Subway Project budget of \$1.578 billion, based on the October 2012 FFGA with the FTA, is the primary MPR report reference.
29	Estimate at Completion is shown at Column "e".
30	Estimate at Completion vs. Budget variance is shown at Column "k".
7.5 Contract Modification/Trend Log - Contract 1300 Stations	
31	Reported all trend cost for Contractor Change Order Requests and Proposed Contract Change and applied probability to forecasted trends. In April 2016 Report, reviewed probability formula and adjusted cost. In May 2017, updated probability formula and adjusted cost.
7.6 Budget Revisions: Report Sorted by Construction Packages	
32	In Dec 2014 Report, reduced CN1252 allocated contingency by \$28K to execute Contract Modification #46, see Report 7.5 Detail Contingency Usage Report. In August 2015 report, release \$15M CN1252 Tunnel assigned contingency to program unallocated contingency. In March 2016 report, five contract modifications certified totaling \$377,435 of which \$155,468 is using another source of funding. Released \$155,648 from CN1252 Tunnel assigned contingency to program unallocated contingency. In May 2016 Report, reduced CN1252 allocated contingency by \$186K to execute Contract Modification #54 and #55, see Report 7.5 Detail Contingency Usage Report. In October 2016 Report, increased CN1252 allocated contingency by \$319,658 to execute three contract modifications (#57, #58 and #59), see Report 7.5 Detail Contingency Usage Report. In March 2018 Report, increased CN1252 allocated contingency by \$131,715 to execute two contract modifications (#61 and #62), see Report 7.5 Detail Contingency Usage Report. In December 2018 Report, released CN1252 allocated contingency of \$966,431 to program unallocated contingency.
33	In February 2017 report, initiated budget from program unallocated contingencies for CN1300 Job Readiness Program. CN1300 Job Readiness Program budget was part of CN1300 base value, a deduction contract modification will lower CN1300 contract value.

Connecting people. Connecting communities.

34	In April 2015, initiated budget from program unallocated contingencies for CS-175 Bayland Soil Process contract, refer to Note 20.
34a	In March 2019, initiated transfer due to budget being withdrawn from Tutor contract (STS package) to fund the Advanced Train Control System contract amount of \$18,036,709.
34b	In December 2018, initiated budget from program unallocated contingencies for AON Risk Insurance, refer to Note 20.
35	In February 2017, released completed phase real estate assigned contingency \$5,265,478 to program unallocated contingency.
36	In Dec 2014 Report, redistributed LRV budget to reflect recent firm bid cost per vehicle (\$3,327,250/unit) from vehicle procurement contract award. (SFMTA Board meeting 15JUL14, calendar item #11). Vehicle line item total budget remains unchanged, redistributed fund by reducing base amount to \$13,309,000 and increased allocated contingency by same amount. In December 2018 Report, adjusted budget from \$13,309,000 to \$16,800,000 from allocated contingency. Took the remaining allocated contingency of \$9,585,653 and moved it to program unallocated contingency.
37	In October 2016 report, 1252 program contingency increased by \$319,658 due to execution of three contract modifications as credit offsets. In November 2016 report, took away \$75,000 funding from program's unallocated contingency and moved to CTS allocated contingency. In February 2017 report, initiated budget from program unallocated contingencies for CN1300 Job Readiness Program. CN1300 Job Readiness Program budget was part of CN1300 base value, a deduction contract modification will lower CN1300 contract value. Also released \$5,265,478 assigned real estate contingency to program unallocated contingency. In June 2017, initiated budget from Contract 1251's contract value (true final administrative close out cost) to program unallocated contingency, a deduction contract modification that lowered CN1251's contract value by \$125,501. In March 2018 report, 1252 program contingency increased by \$131,715 due to execution of two contract modifications as credit offsets. In July 2018, increased SCC category Professional Services in 80.04 Construction Management by \$2,263,498 by reducing program unallocated contingency.
38	In April 2015 report, program contingency decreased by \$500,000. In August 2015 report, release \$15M CN1252 Tunnel assigned contingency to program unallocated contingency. In March 2016 report, released \$155,468 from Contract 1252 Tunnel assigned contingency and \$75,000 from Contract 1300 Stations assigned contingency totaling \$230,956. In August 2016, released a total of \$20M unassigned contingency to assigned contingency; \$15M to CN1300 UMS station and \$5M to CTS station. In February 2017 report, initiated budget from program unallocated contingencies for CN1300 Job Readiness Program. CN1300 Job Readiness Program budget was part of CN1300 base value, a deduction contract modification will lower CN1300 contract value. Also released \$5,265,478 assigned real estate contingency to program unallocated contingency. In July 2017, increased program unallocated contingency by \$125,501 due to CN1251's revised contract value. In July 2018, reduced program unallocated contingency by \$2,263,498 to fund additional costs for SCC category Professional Services in 80.04 Construction Management. In December 2018, reallocated CN1252 budget of 2,402,247 (due to closeout cmod reduction of 1,435,816 and contingency release of 966,430) and LRV budget contingency of 9,585,653 and released a total of 11,987,900 to unprogrammed contingency.

Connecting people. Connecting communities.

7.7 Budget Expenditures by SCC Codes	
39	In March 2017, added new columns for "Supplemental 2013 Budget" and "Remaining Budget". In April, added new column for "Contingency". In May 2017, added new column for "Report Note". In May 2017, breakdown the combined SCC codes 10 to 50 into individual row for 10, 20, 40, 50 categories. Assigned SCC code to all CN1300 potential changes. Contract 1300 Station assigned contingency SCC are 20.01 and 20.03. The budget transfer is using assigned contingency to process contract modifications. In June 2017, adjusted and realigned SCC codes. In July 2018, the budget transfer is using SCC 90 program unallocated contingency to process an increase in budget for category SCC 80.03-90.04 PM For Design & Construction. In March 2019, added \$18,036,709 from taking out the ATCS from Tutor contract. The budget transfer was used to create a stand alone line for ATCS work in 50.01 under Thales.
7.9 Detail Monthly Expenditure Report	
Phase 1 Preliminary Engineering	
40	In February 2017, line item budget was adjusted to line-up expenditures. Famis cost for Preliminary Engineering (PE) is \$48,210,903.71. Cost Report for Preliminary Engineering (PE) is \$46,542,060. Some Design cost reported in Famis were moved to Design Phase.
Phase 2 Design Phase	
41	Famis cost adjustment to transfer Project Management cost from July 2013 to Phase 3 Construction Phase.
42	Famis Phase 1 PE Index Code: 357906.CPT5441112 cost is \$10,222,939 \$8,949,300 is reported in Cost Report Phase 1 PE and the balance of \$1,273,639 is reported in Phase 2 Design.
43	1.2.021.01.080.03 - FD:CTYCO-ARTS COMMISSION [357909ART001.CPT5441227]: FAMIS: \$1,425,167 Cost Report: \$1,425,167 cost is reported in Phase 2 Design, 1.2.021.01.080.03 Cost Transfer: Remaining cost is reported in Phase 3 Construction, 1.3.021.01.080.03 - ARTS:CTYCO-ARTS COMMISSION [357909ART001.CPT5441227]
44	In December 2016 Report, Central Subway Project has re-activated CSA Audit Work Order to perform overhead audit for three consultant forms.
45	1.2.055.01.080.02 - FD:ODCs - 651 BRANNAN STREET [35CPT5441241.CPT5441241]: FAMIS: \$2,294,910 Cost Report: \$2,294,910 1.2.055.01.080.02 Cost Transfer: Future costs to be allocated to 1.3.055.01.080.02 - FD:ODCs - 651 BRANNAN STREET [35CPT5441241.CPT5441241]
46	1.2.063.01.080.03 - AECOM.CS149 OM-EPC JV CS149-PM [68CPT544133D.CPT544133D]: FAMIS: \$4,698,167 Cost Report: \$4,698,167 on 1.2.063.01.080.03 Cost Transfer: Future costs to 1.3.063.01.080.03 - AECOM.CS149 OM-EPC JV CS149-PM [68CPT544133D.CPT544133D]
47	AVA Cost \$395,204 is reported in Phase 2 Final Design 1.2.066.01.080.03
48	In January 2017 Report, remove variance amount of (\$920,555) that was incorrectly reported in August 2016.

49	1.2.071.01.080.02 - FD:FINAL DESIGN-DP1 [35CPT5441232.CPT5441232]: FAMIS: \$5,608,147 Cost Report: \$5,469,336 Cost Transfer: \$138,811 to 1.3.071.01.080.04 - FD:FINAL DESIGN-DP1 [35CPT5441232.CPT5441232]
50	1.2.072.01.080.02 - FD:FINAL DESIGN-DP2 [35CPT5441233.CPT5441233]: FAMIS: \$26,268,511 COST REPORT: \$26,220,609 COST TRANSFER: \$47,902 to 1.3.072.01.080.04 - FD:FINAL DESIGN-DP2 [35CPT5441233.CPT5441233]
51	1.2.073.01.080.02 - FD:FINAL DESIGN-DP3 [35CPT5441236.CPT5441236]: FAMIS: \$11,502,372 COST REPORT: \$11,432,312 COST TRANSFER: \$70,060 to 1.3.073.01.080.04 - CM: DP3 [35CPT5441236.CPT5441236]
Phase 3 Construction Phase	
52	1.3.021.01.080.03 - ARTS:CTYCO-ARTS COMMISSION [357909ART001.CPT5441227]: FAMIS: \$1,525,982 Cost Report: \$1,425,167 1.2.021.01.080.03 Cost Transfer: any future costs to 1.3.021.01.080.03
53	In January 2017 Report, revised SCC Code from 1.2.032.02.080.02 -1424J-BOE LABOR [PWE1X5MPFUNA.CPT544112B112] to 1.3.032.06.080.04 to correct incorrect SCC assignment for DPW support to construction phase.
54	In January 2017 Report, revised SCC Code from 1.2.032.02.080.02 -1424J-BOE LABOR [PWE1X5MPFUNA.CPT544112C112] to 1.3.032.06.080.04 to correct incorrect SCC assignment for DPW support to construction phase.
55	In January 2017 Report, revised SCC Code from 1.2.032.02.080.02 -1424J-BOE LABOR [PWE1X5MPFUNA.CPT544112D112] to 1.3.032.06.080.04 to correct incorrect SCC assignment for DPW support to construction phase.
56	In January 2017 Report, revised SCC Code from 1.2.032.02.080.02 -1424J-BOE LABOR [PWE1X5MPFUNA.CPT544112E112] to 1.3.032.06.080.04 to correct incorrect SCC assignment for DPW support to construction phase.
57	In January 2017 Report, revised SCC Code from 1.2.032.02.080.02 -1424J-BOE LABOR [PWE1X5MPFUNA.CPT544112F112] to 1.3.032.06.080.04 to correct incorrect SCC assignment for DPW support to construction phase.
58	In January 2017 Report, revised SCC Code from 1.2.032.02.080.02 -1424J-BOE LABOR [PWE1X5MPFUNA.CPT544112G112] to 1.3.032.06.080.04 to correct incorrect SCC assignment for DPW support to construction phase.
59	1.3.055.01.080.02 - FD:ODCs - 651 BRANNAN STREET [35CPT5441241.CPT5441241]: FAMIS: \$2,294,910 Cost Report: \$2,294,910 1.2.055.01.080.02 - FD:ODCs - 651 BRANNAN STREET [35CPT5441241.CPT5441241] Cost Transfer: Future costs to be allocated to 1.3.055.01.080.02

Connecting people. Connecting communities.

60	1.3.063.01.080.03 - AECOM.CS149 OM-EPC JV CS149-PM [68CPT544133D.CPT544133D]: FAMIS: \$4,698,167 Cost Report: \$4,698,167 on 1.2.063.01.080.03 Cost Transfer: Future costs to 1.3.063.01.080.03 - AECOM.CS149 OM-EPC JV CS149-PM [68CPT544133D.CPT544133D]
61	In February 2017, transferred \$1,060,000 from programs unallocated contingency to initiate CN1300 JOB READINESS contracts, (cost account code 1.3.064.06.040.08). A deductive Construction Modification to CN1300 will process.
62	Used \$500K program contingency for CS-175 Bayland Soil Process contract. Refer to Report Notes #20.
63	1.3.071.01.080.04 - FD:FINAL DESIGN-DP1 [35CPT5441232.CPT5441232]: FAMIS: \$5,608,147 Cost Report: \$5,469,336 Cost Transfer: \$138,811 to 1.3.071.01.080.04 - FD:FINAL DESIGN-DP1 [35CPT5441232.CPT5441232]
64	1.3.072.01.080.04 - FD:FINAL DESIGN-DP2 [35CPT5441233.CPT5441233]: FAMIS: \$26,268,511 COST REPORT: \$26,220,609 COST TRANSFER: \$47,902 to 1.3.072.01.080.04 - FD:FINAL DESIGN-DP2 [35CPT5441233.CPT5441233]
65	Contract 1251 Final cost is \$20,794,582.
66	In March 2016, July 2016 and October 2016, contract 1252 modifications budget and actuals have been realigned and adjusted to reflect actuals costs.
67	In March 2016, July 2016 and October 2016, contract 1252 modifications budget and actuals have been realigned and adjusted to reflect actuals costs.
68	Revised Contract 1252 allocated contingency SCC code from 040.08 to 010.07.
69	In July 2015 Report, used Contract 1300 Contractor schedule to report budget and actual cost. The Standard Cost Categories (SCC) allocation changed from previous reports. In August 2015 Report, adjusted some of Contract 1300 Contractor SCC assignment to match most of previous SCC assignment. In March 2016, \$75,000 Cmod#6 subtracted from CN1300 Stations contingency (using CPT718 funding) and transferred to Program contingency; this lead to the total CN1300 Station budget being lowered.
70	Revised Contract 1300/UMS allocated contingency SCC code from 040.08 to 020.03.
71	In March 2016 Report, reduced Contract 1252 contingency by \$377,435 cost to reflect certification of five CMODS.
72	Revised Contract 1300/CTS allocated contingency SCC code from 040.08 to 020.03.
73	Negative Current or Prior Monthly expenditure is due to replenish allowance expenses by approved Contract Modifications.
74	Revised Contract 1300/YBM allocated contingency SCC code from 040.08 to 020.03.
75	Revised Contract 1300/STS allocated contingency SCC code from 040.08 to 020.01.
76	Revised Form B Reimbursements SCC code from 900.01 to 040.02
77	Revised Form B Reimbursements SCC code from 900.01 to 040.02
78	Revised Form B Reimbursements SCC code from 900.01 to 040.02
79	Revised Form B Reimbursements SCC code from 900.01 to 040.02
80	Revised Form B Reimbursements SCC code from 900.01 to 040.02
81	Revised Form B Reimbursements SCC code from 900.01 to 040.02

Connecting people. Connecting communities.

82	Revised Form B Reimbursements SCC code from 900.01 to 040.02
83	Revised Form B Reimbursements SCC code from 900.01 to 040.02
84	<p>Increase Program contingency \$1,023,508. Refer to Report Notes #11 and #12. In April 2015 report, program contingency decreased by \$500,000. Refer to Report Notes #20. In August 2015 report, release \$15M CN1252 Tunnel assigned contingency to program unallocated contingency. In March 2016 report, program unallocated contingency increased by \$230,468. In August 2016, released \$20M to CN1300 Construction assigned contingency from program unallocated contingency. In February 2017, used \$1,060,000 for CN1300 Job Readiness Program from unallocated contingency, refer to Note 30. Also, released \$5,265,478 assigned real estate contingency to program unallocated contingency, refer to Note 27. In July 2018 report, used \$2,263,498 to fund SCC 80 Professional Services category regarding matters related to stations from program unallocated contingency. In December 2018, moved \$11,987,900 from CN1252 and LRV contingency to program unallocated contingency. In March 2019, added \$18,036,709 from taking out the ATCS from Tutor contract. The budget transfer was used to create a stand alone line for ATCS work in 50.01 under Thales.</p>

Appendix B

DETAIL SCHEDULE REPORTS

SCHEDULE HIGHLIGHTS

The Master Project Schedule (MPS) below includes progress through April 2019. The April 2019 Schedule Update submittal from Contract 1300 Contractor was not submitted as the CN1300 Contractor has not provided the updated corrections to their June 2017, through June 2018 Schedule Updates. The Contract 1300 schedule represented in this report is based on the SFMTA March 2019 Schedule Update.

The MPS shows a forecast Revenue Service Date of February 2020.

The controlling critical (longest) path of the MPS runs through the CTS Headhouse Platform Level CMU walls for PL-18, Electrical Activities within PL-18, STS Startup & Testing, Commissioning and Pre-Revenue Activities to the Baseline Finish and Revenue Service Date. See Appendix B – Longest Path. The latest schedule shows the longest path running through the Chinatown Station (CTS). Contractor is required to implement a Recovery Schedule to put the Project back on schedule.

Schedule Contingency is fully utilized on the critical path of the MPS, which is below the Minimum Schedule Contingency level of 6 months. SFMTA continues to meet with Contractor to discuss all schedule concerns and comments. The schedule shows the same completion date during this month, TPC has not been able to correctly staff the project which could potentially delay CMU walls installation within the CTS Headhouse and Electrical activities within the tunnel alignment. In order to achieve the Baseline work productivity, TPC needs to increase the number of crews assigned to electrical work, allowing concurrent work within the tunnel and stations in order to make this completion date possible. It also requires, after Substantial Completion is declared, that ATCS Startup and Testing with SFMTA Operations will be completed in 5 months. Contract 1300 Schedule shows this month a forecasted Revenue Service date of 27 February 2020.

Contract 1300 Contractor submitted fifty (50) Schedule Updates from December 2014 to March 2019. SFMTA rejected twenty seven (27) Schedule Updates from January 2016 to April 2016 and June 2016 to May 2018 due to multiple and repetitive issues that vary from incorrect working sequences to unrealistic forecasted completion dates to artificially steering the schedule longest path through certain portions of the project. SFMTA approved as noted December 2014 through December 2015, and May 2016 Schedule Updates. Contractor has been directed to develop a Recovery Schedule as required by Contract to mitigate the current forecasted project delay. The 18 month “gap” of missing Schedule Updates at the beginning of the job has interfered with efficient resolution of Contractor’s assertions of Unavoidable Delay to the project-wide Substantial Completion date, which is additionally impacting the Contractor’s review of options for schedule recovery.

Contract 1300 - WP1253 UMS / WP1254R CTS / WP1255 YBM / WP1256 STS:

The Contractor, Tutor Perini Corporation’s (TPC) baseline schedule is incorporated into the master program schedule. The preliminary SFMTA Contract 1300 April 2019 schedule is used within the April Report. The SFMTA Contract 1300 April 2019 schedule is based on the approved baseline schedule logic with adjustments made as mentioned above. The SFMTA will continue to use the SFMTA Contract 1300 schedule update as a forecasting tool going forward

until the Contract 1300 Contractor submits an acceptable schedule that addresses all of SFMTA scheduling concerns.

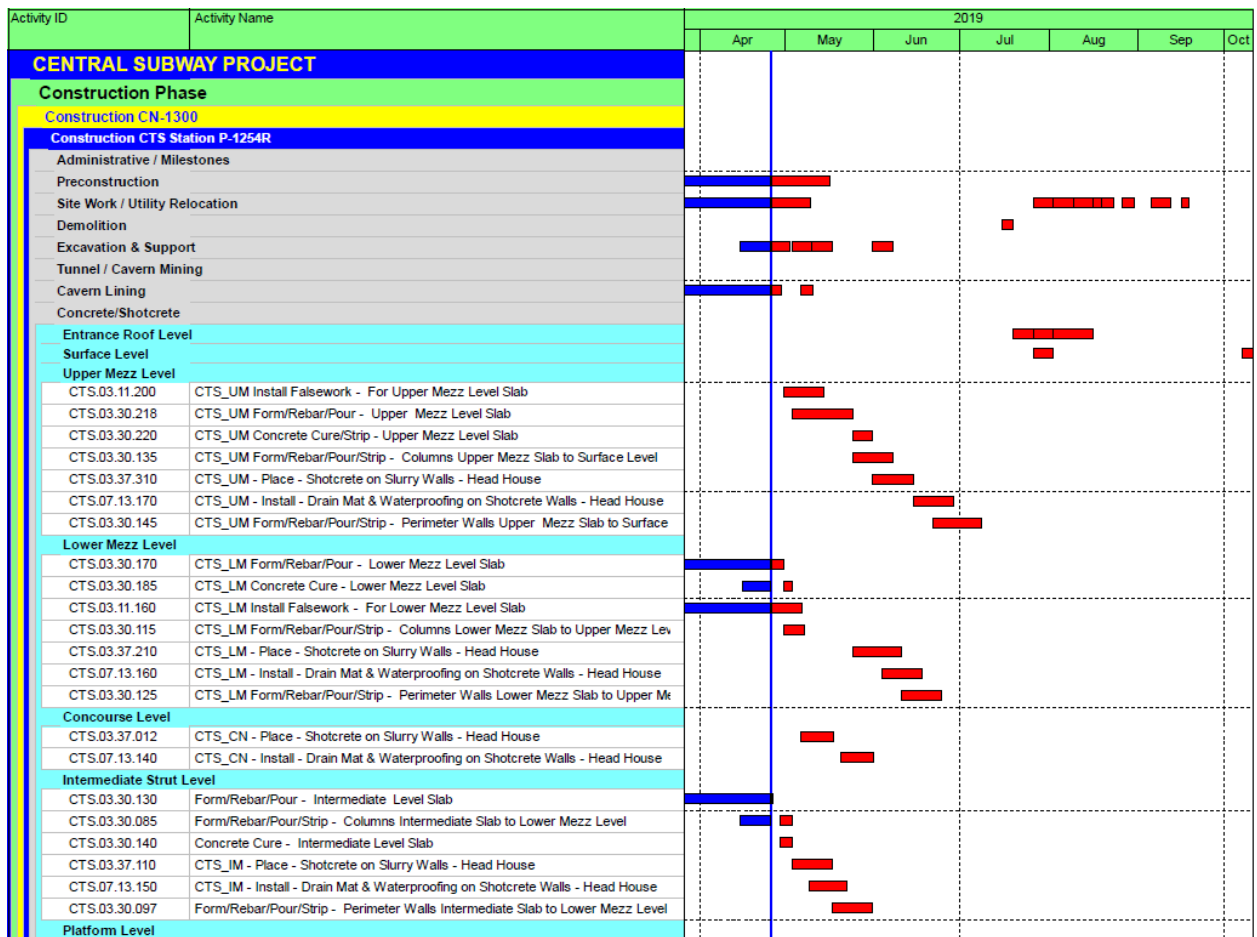
Work Package P-1254R (CTS) has performed the following work this month:

- Continued installing rail at North/South Platform Caverns
- Completed construction of vent shaft at South Platform Cavern
- Completed construction of South Platform Cavern walls
- Continued installing formwork and rebar for South Platform Concourse level
- Completed installing rebar for Crosscut Cavern Arch final lining
- Began installing formwork for Crosscut Cavern Arch final lining
- Completed construction of North Platform Cavern walls
- Continued shotcrete for slurry walls, installed drain mat and waterproofing for Platform level at Headhouse
- Continued constructing formwork and installing rebar for Intermediate level at Headhouse
- Continued placing concrete for Intermediate level slabs at Headhouse
- Continued constructing formwork and installing rebar for Lower Mezzanine level at Headhouse
- Continued placing concrete for Lower Mezzanine level slabs at Headhouse
- Began constructing box strut beams at Intermediate and Lower Mezzanine levels at Headhouse
- Completed constructing collar for North Egress Shaft
- Continued construction for electrical vaults and ductbank along West side of Stockton Street
- Continued street work (minor), ongoing monitoring and surveying

Work Package P-1254R (CTS) will perform the following work next month:

- Complete waterproofing installation for North/South headwall
- Complete North/South Platform Cavern Concourse Walls
- Complete placing concrete for Crosscut Cavern Arch Final Lining
- Complete installing rebar, electrical, and plumbing for Intermediate slab at Headhouse
- Complete placing concrete for Intermediate slabs at Headhouse
- Continue constructing formwork and installing rebar for Lower Mezzanine level at Headhouse
- Begin constructing formwork and installing rebar for Upper Mezzanine level at Headhouse
- Complete shotcrete for slurry walls, install drain mat and waterproofing for Platform level at Headhouse

- Begin shotcrete for slurry walls, install drain mat and waterproofing for Concourse and Intermediate level at Headhouse
- Complete construction for electrical vaults and ductbank along West side of Stockton Street
- Begin construction for electrical ductbank at intersection of Stockton and Washington Streets
- Begin construction for sewer laterals on Stockton Street
- Begin constructing formwork and installing rebar for North Egress Shaft upper lid, hatch walls, and curbs



Work Package P-1253 (UMS) has performed the following work this month:

- Platform Station: Continued construction of stairs and elevators. Continued to install fireproofing. Continued to install corridor ductwork, fire smoke dampers, and mechanical dampers at Intermediate Strut Level. Continued to install CMU walls. Continued to install overhead plumbing, fire protection piping, and overhead fixture and electrical. Continued installation of unistrut

- for ceiling panels, overhead conduits/piping and LED Artwork. Poured Platform topping slab. Began framing for glass roof walk.
- North Concourse: Continued to stage and set electrical switchgear equipment in Main Electrical Room including conduits, bus ducts and overhead piping. Continued installation of emergency fans and sound attenuators. Poured topping slab.
 - South Concourse: Continued installation of overhead electrical. Continued installation of unistrut. Began installation of metal wall framing. Began installation of channels and framing for glass panels at South Escalator walls.

Work Package P-1253 (UMS) will perform the following work next month:

- Platform Station: Continue construction of CMU Walls. Continue installation of stairs and elevators. Construct framing for glass enclosure around elevators. Continue installation of fireproofing. Continue installation of overhead plumbing, fire protection piping and overhead fixture and electrical. Install waterproofing system along piles on Concourse Level. Construct access stairs to trackway. Install anchors for artwork on Platform level. Install speaker and lighting system at Platform Strut Level.
- North Concourse: Continue construction of CMU walls on Intermediate Strut and Mezzanine level. Continue installation of fire sprinklers on Intermediate Strut, Mezzanine and Concourse level. Complete installation of fans on Intermediate Strut level. Complete setting and staging electrical switchgear equipment in Main Electrical Room (CN04). Continue installation of conduits and bus ducts. Construct exhaust air vent and CN06 vent shaft.
- South Concourse: Continue installation for Glass Panels at South Escalator walls. Continue installation of metal wall framing. Continue installation of overhead electrical.

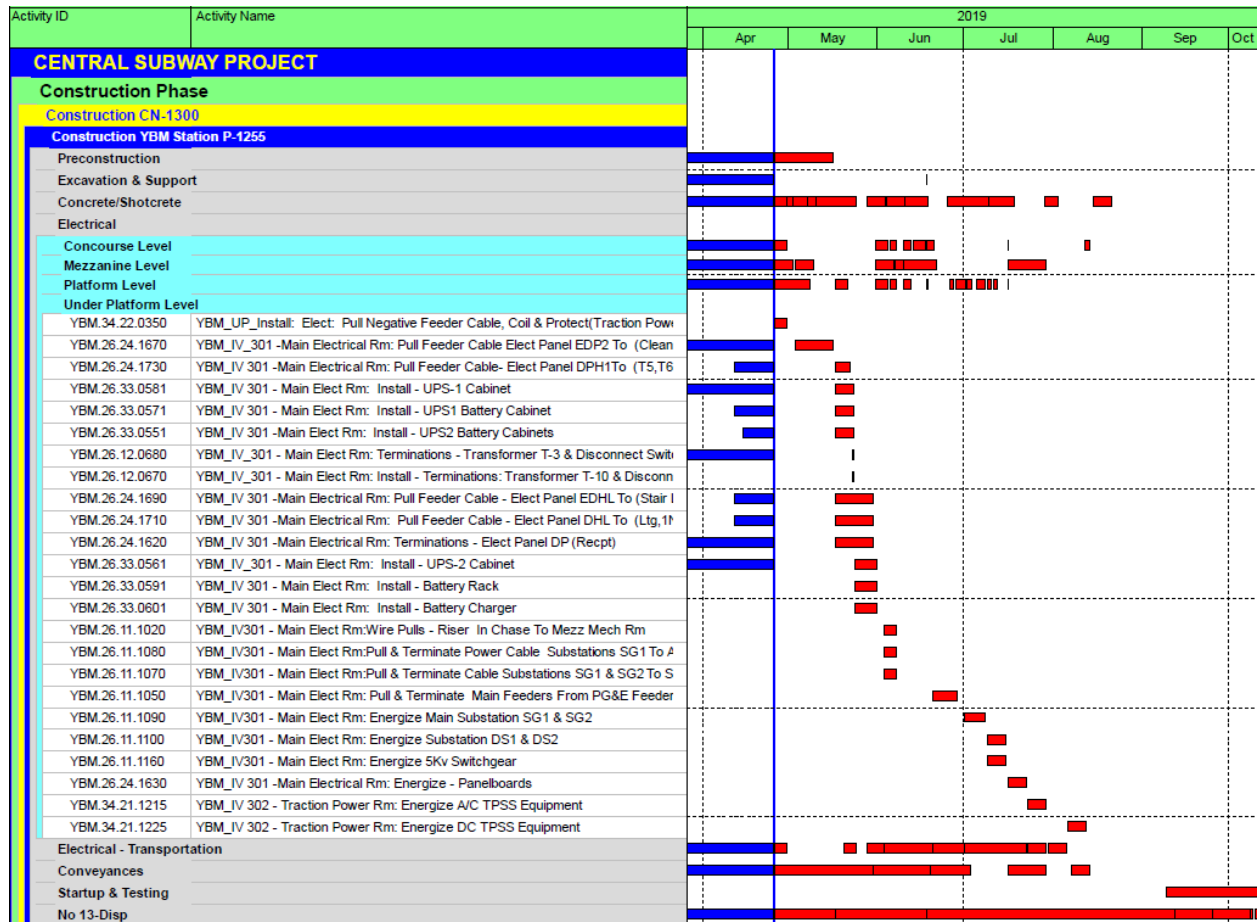
Activity ID	Activity Name	2019						
		Apr	May	Jun	Jul	Aug	Sep	Oct
CENTRAL SUBWAY PROJECT								
Construction Phase								
Construction CN-1300								
Construction UMS Station P-1253								
Administrative / Milestones								
Preconstruction								
Engineering & Procurement								
Site Work / Utility Relocation								
Drilled Shafts								
Concrete/Shotcrete								
Structural Steel								
Masonry								
Mechanical								
Surface Level								
All Levels								
Concourse Level								
UMS.22.11.0220	UMS_CN_Install Sump Pump							
UMS.22.11.0160	UMS_CN_Install Floor Hydrants Concourse Level							
UMS.23.34.0275	UMS_CN_Install HVAC Aux Comm Rm Supply Fan SF-007							
UMS.23.34.285	UMS_CN_Install HVAC Elec Closet Supply Fan SF-004							
UMS.22.13.0120	UMS_CN07 - Connect Surface Drainage to Existing 8" Sewer Lateral.							
UMS.23.73.0315	UMS_CN_Install Air Cooled Condensing Unit #2							
UMS.23.31.0305	UMS_CN_09 Install HVAC Duct Branches Mech Rm							
UMS.23.34.0295	UMS_CN_21 - Install HVAC Elec Closet Supply Fan SF-006							
UMS.21.12.0255	UMS_CN_Install DSP &TSP Risers in Chase - Down To Mezz Lvl - Concourse S							
UMS.23.74.0475	UMS_CN_Install Fan Coil Unit #12							
UMS.23.34.0315	UMS_MZ_Install HVAC Elec Closet Supply Fan SF-003							
UMS.23.34.0305	UMS_CN_Install HVAC Elec Closet Supply Fan SF-005							
UMS.23.74.0535	UMS_CN_Install Fan Coil Unit #18							
UMS.23.73.0325	UMS_CN_Install Air Cooled Condensing Unit #3							
UMS.23.31.0150	UMS_CN_Install HVAC - Misc Duct Concourse Level Sectors 3-6							
UMS.21.12.0305	UMS_MZ_Install DSP &TSP Mains - Mezzanine Sector 3							
UMS.23.31.0285	UMS_CN_Install HVAC Supply Main SF-001 to Cooling Units							
UMS.23.74.0865	UMS_CN_Install Refrigerant Piping - FCU-#12 to Branch Selector Unit #12							
UMS.23.73.0335	UMS_CN_Install Air Cooled Condensing Unit #4							
UMS.21.12.0215	UMS_CN_Install DSP Drops & FHCs - Concourse Sector 3							
UMS.23.31.0235	UMS_CN_Install HVAC Exhaust Main EXF-001 to Exhaust Air Plenum							
UMS.23.74.0945	UMS_CN_Install Refrigerant Rack Piping - ACCU's to Chase @ A/16							
UMS.21.13.0246	UMS_CN_Install Pre-Action Fire Suppression System Piping & Detectors - Main I							
UMS.08.90.0360	UMS_Install Louvers For Vent Shaft @ Stair #1							

Work Package P-1255 (YBM) has performed the following work this month:

- Completed pavement renovation work at 4th and Howard
- Continued installing Stairs 5, 6 and 7
- Completed F/R/P of walls at Elevators 3 and 4 (Headhouse Surface)
- Continued installing Headhouse Vent Shaft
- Continued F/R/P of Headhouse Mezzanine walls
- Continued in installing emergency ventilation equipment in Station Mezzanine
- Continued concrete placement in Headhouse Concourse
- Continued placing concrete block walls in Headhouse Concourse
- Continued installing luminous ceiling in Station Concourse
- Continued installing fire sprinklers in Headhouse Invert
- Continued installing overhead electrical in Headhouse Invert
- Continued installing seismic joints in Station Invert

Work Package P-1255 (YBM) will perform the following work next month:

- Continue installing Stairs 1, 5, 6 and 7
- Continue installation of Headhouse Vent Shaft
- Continue F/R/P of Headhouse Mezzanine walls
- Continue installing emergency ventilation equipment in Station Mezzanine
- Begin installing firestopping at CMU walls in Headhouse Concourse
- Continue installing crystallized glass in Station Concourse
- Deliver Traction Power equipment



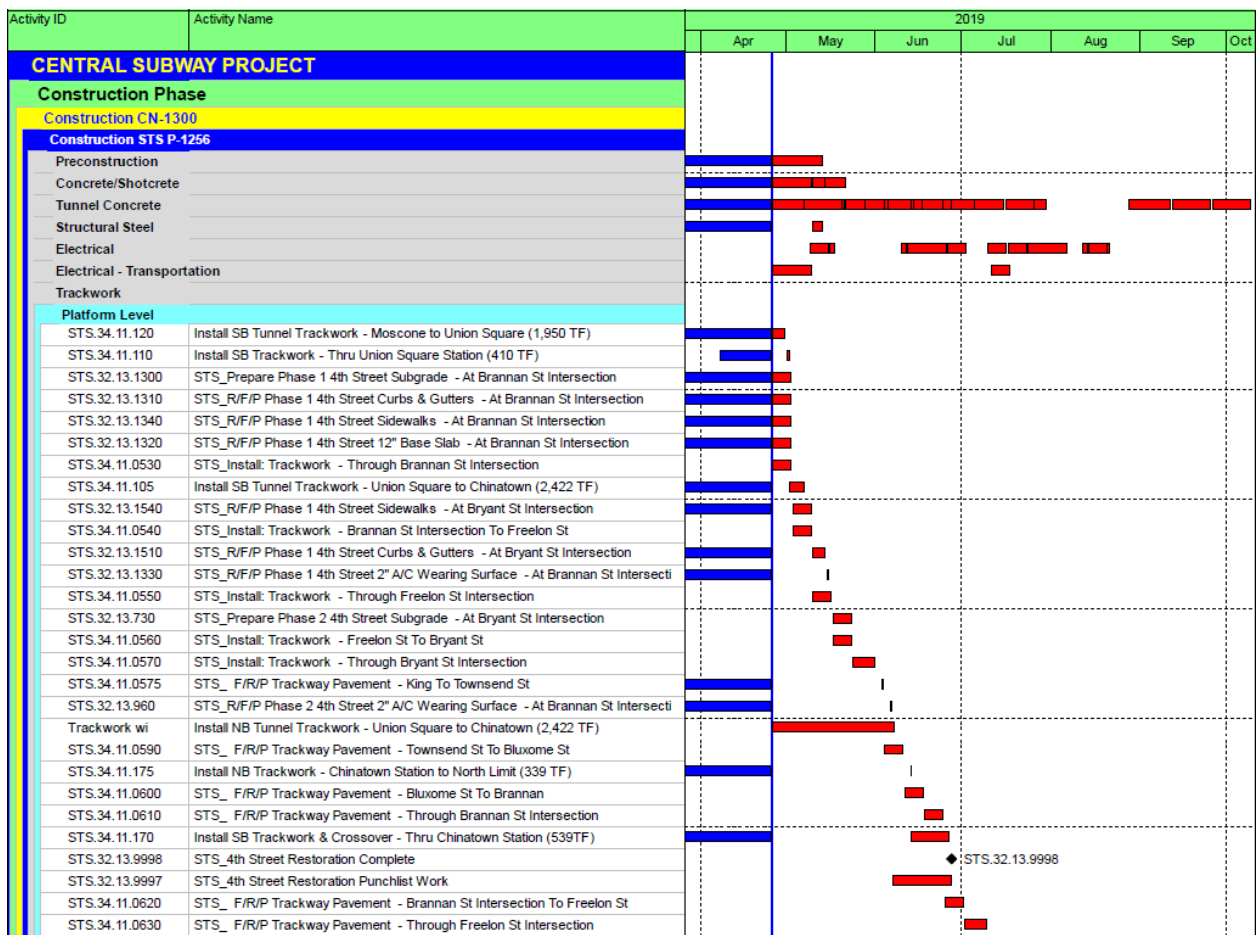
Work Package P-1256 (STS) has performed the following work this month:

- Continued traction power conduit and other electrical conduit installation inside tunnel
- Continued tunnel lighting installation
- Continued walkway installation inside tunnel
- Continued track and plinth construction in tunnel
- Continued track pavement construction on 4th Street

- Continued 4th/Brannan platform construction

Work Package P-1256 (STS) will perform the following work next month:

- Continue 4th/Brannan platform construction
- Continue traction power conduit and other electrical conduit installation inside tunnel
- Continue tunnel lighting installation
- Continue walkway installation inside tunnel
- Begin trackwork installation at 4th/Bryant
- Continue track and plinth construction in tunnel
- Traffic signal work at 4th/Townsend



SCHEDULE REVISIONS

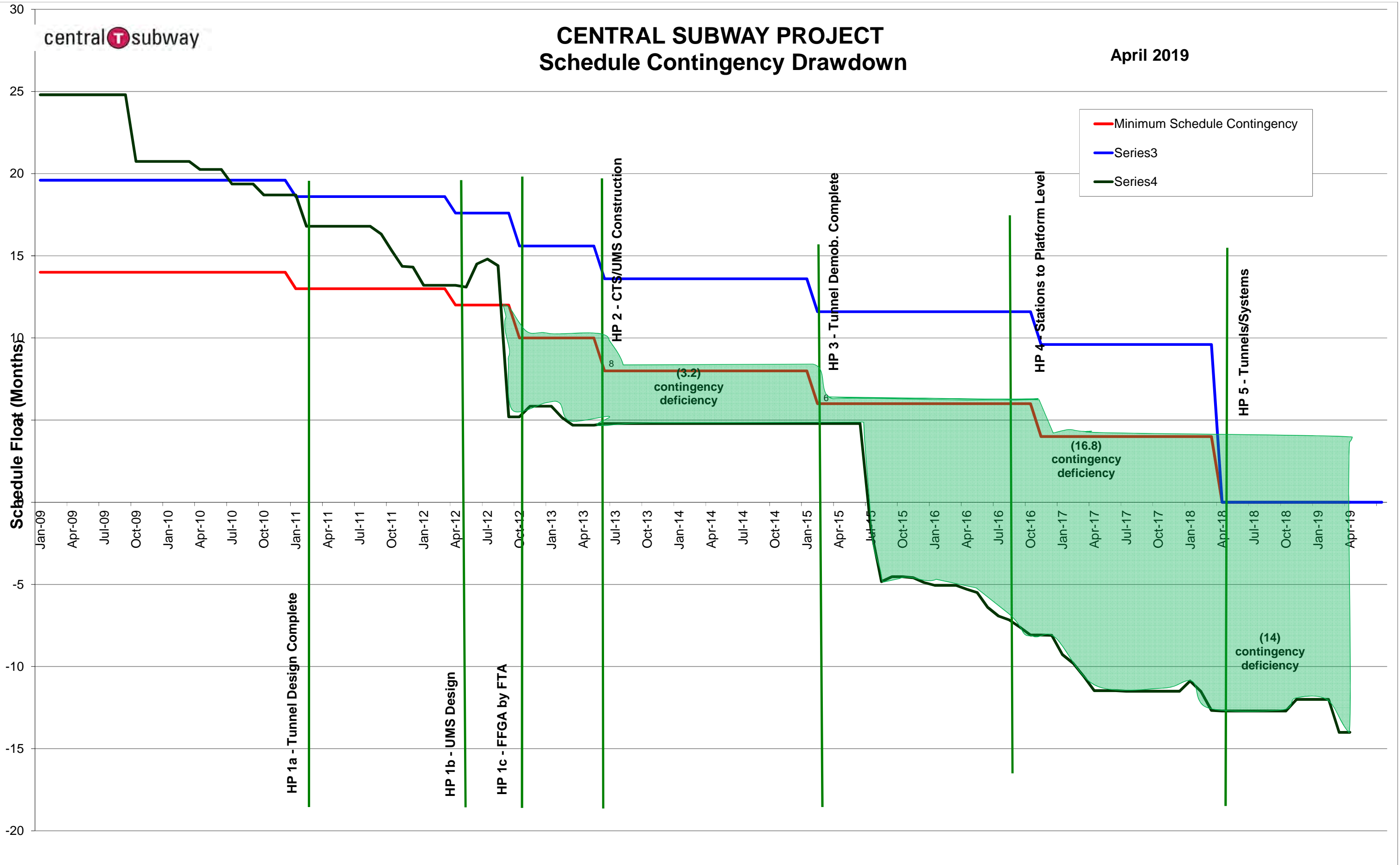
The SFMTA Contract 1300 April 2019 schedule update was added this period to the Central Subway Project Master Schedule.

LIST OF SCHEDULE REPORTS

- 1.1. Schedule Contingency Drawdown
- 1.2. Master Summary Schedule
- 1.3. Program Critical Path Schedule
- 1.4. Construction Contract Summary Schedule
- 1.5. Detail Schedule for Remaining Work

CENTRAL SUBWAY PROJECT Schedule Contingency Drawdown

April 2019



Activity ID	Activity Name	Original Duration	Start	Finish	2019				2020			
					Q1	Q2	Q3	Q4	Q1	Q2	Q3	
CENTRAL SUBWAY PROJECT												
Program Level Milestones												
PJD1000	Central Subway Project Start	0	03-Jun-03 A									
MS0004A	Tunnel Excavation Complete - Project Milestone #4A	0		05-Sep-14 A								
MS0019	Baseline Finish Date: 12-26-2018	0		27-Feb-20*								
MS0009	CSP Revenue Service Date	0		27-Feb-20*								
Preliminary Engineering Phase												
Final Design												
Light Rail Vehicles												
Real Estate												
Construction Phase												
Construction Support and Costs												
Construction Utility Contract #1- MOS & Portal CN-1250												
Construction Utility Contract #2 - UMS CN-1251												
Construction Tunnels CN-1252												
Construction STS P-1256 ATCS												
Construction CN-1300												
CN- 1300 Milestone												
Construction UMS Station P-1253												
Construction CTS Station P-1254R												
Construction YBM Station P-1255												
Construction STS P-1256												
Project Start Up												
Unallocated Contingency												
CO1.700	Cost Activity Unallocated Contingency (LOE) - 1.7.500.99.090.00 - Contingency	210	26-Apr-19	27-Feb-20								

Activity ID	Activity Name	Original Duration	Start	Finish	Total Float	2019				2020				2021				2022		
						Q1	Q2	Q3	Q4	Q1	Q2	Q3	Q4	Q1	Q2	Q3	Q4	Q1	Q2	Q3
Program Level Milestones																				
MS0019	Baseline Finish Date: 12-26-2018	0	27-Feb-20	27-Feb-20*	-293															
MS0009	CSP Revenue Service Date	0		27-Feb-20*	-293															
CN- 1300 Milestone																				
MS-10	Substantial Completion - 1,700 Calendar Days (SP-4.B) { 10-Feb-18 }	0	14-Oct-19	14-Oct-19*	-593															
Construction CTS Station P-1254R																				
CTS 07 80 00 c	CTS_Fab\Deliver: Fire & Smoke Protection (07 80 00)	120	08-Sep-14 A	30-Jul-19	-424															
CTS.04.22.016	CTS_PL - Build - CMU Partition Walls - Headhouse Platform Level	14	01-May-19	20-May-19	-413															
CTS 26 11 16 c10	CTS_PL Install Elect: Secondary Unit Substations DS-1 & DS-2	9	21-May-19	03-Jun-19	-413															
CTS.26.11.140	CTS_PL 18 - Main Elect Rm: Install - Elect Substation & Switchboard DS1	10	04-Jun-19	17-Jun-19	-413															
CTS.26.11.125	CTS_PL 18 - Main Elect Rm: Install - Elect Substation & Switchboard DS2	10	04-Jun-19	17-Jun-19	-413															
CTS.26.11.135	CTS_PL 18 - Main Elect Rm: Install - Elect Substation & SWGR SG2	10	18-Jun-19	01-Jul-19	-413															
CTS.26.11.195	CTS_PL 18 - Main Elect Rm:Install Conduit Substations SG1 & SG2 To Substat	6	02-Jul-19	10-Jul-19	-413															
CTS.26.11.205	CTS_PL 18 - Main Elect Rm:Install Conduit Substations SG1 & SG2 To A/C TPE	5	03-Jul-19	10-Jul-19	-413															
CTS.26.11.235	CTS_PL 18 - Main Elect Rm:Pull & Terminate Power Cable Substations SG1 Tr	5	11-Jul-19	17-Jul-19	-413															
CTS.26.11.900	CTS_PL 18 - Main Elect Rm: Energize Main Substation SG1 & SG2	5	18-Jul-19	24-Jul-19	-413															
CTS.26.11.905	CTS_PL 18 - Main Elect Rm: Energize Substation DS1 & DS2	5	18-Jul-19	24-Jul-19	-413															
CTS.26.24.990	CTS_UP_02 - Equip Corridor- Energize - 5kV Switchgear "SG-TV"	1	25-Jul-19	25-Jul-19	-413															
CTS.26.24.1000	CTS_UP_02 - Equip Corridor Energize MCC - Emergency Ventilation	1	26-Jul-19	26-Jul-19	-413															
CTS.23.88.1016	CTS_UP 04 - Emerg Fan Rm: Start-Up & Test Tunnel Ventilation Fans	3	26-Jul-19	30-Jul-19	-413															
Construction STS P-1256																				
STS.34.42.425	Startup & Testing - Tunnel & ATSC Systems	53	31-Jul-19	14-Oct-19	-413															
Project Start Up																				
STU1010	S&S Certification / Pre-Revenue Activities	91	14-Oct-19	27-Feb-20	-293															
BUF0018	Muni Float	0	27-Feb-20	27-Feb-20	-293															



Activity Name	Original Duration	Start	Finish	2012				2013				2014				2015				2016				2017				2018				2019			
				Q1	Q2	Q3	Q4	Q1	Q2	Q3	Q4	Q1	Q2	Q3	Q4	Q1	Q2	Q3	Q4	Q1	Q2	Q3	Q4	Q1	Q2	Q3	Q4	Q1	Q2	Q3	Q4	Q1	Q2	Q3	Q4
CENTRAL SUBWAY PROJECT	2241	08-Jun-11 A	12-Jan-20																																
Construction Phase	2241	08-Jun-11 A	12-Jan-20																																
Construction Tunnels CN-1252	1518	08-Jun-11 A	15-May-15 A																																
1252 Tunnel Contract BIH	1518	08-Jun-11 A	15-May-15 A																																
Contract Milestones	1437	08-Jun-11 A	15-May-15 A																																
General Conditions	1480	01-Aug-11 A	15-May-15 A																																
4th & Bryant St TBM Launch Box Construction	686	30-Mar-12 A	02-Jun-14 A																																
Moscone Station Headwalls	430	14-May-12 A	20-Sep-13 A																																
UMS Station Headwalls	425	24-Jul-12 A	22-Nov-13 A																																
UMS - Remove Geary to Ellis OCS	5	24-Jul-12 A	26-Jul-12 A																																
UMS - Setup Traffic Control for Headwall Construction	1	30-Jul-12 A	30-Jul-12 A																																
North Headwall	237	27-Feb-13 A	22-Nov-13 A																																
South Headwall	404	31-Jul-12 A	22-Nov-13 A																																
4th St and Market Compensation Grouting	707	28-Jan-13 A	30-Apr-15 A																																
Southbound Tunneling	451	27-Apr-13 A	13-Oct-14 A																																
Ellis St Compensation Grouting	561	31-Jul-12 A	09-May-14 A																																
Green St Compensation Grouting	320	05-Aug-13 A	30-Jun-14 A																																
Retrieval Shaft	1070	31-Oct-11 A	20-Mar-15 A																																
Cross Passage 1-5	339	22-Mar-14 A	16-Apr-15 A																																
Cross Passage 1	79	14-Jun-14 A	13-Sep-14 A																																
Cross Passage 2	105	10-May-14 A	09-Sep-14 A																																
Cross Passage 3	127	31-Mar-14 A	28-Aug-14 A																																
Cross Passage 4	114	22-Mar-14 A	31-Jul-14 A																																
Cross Passage 5	277	31-May-14 A	16-Apr-15 A																																
Portal Structure	196	02-Sep-14 A	15-Apr-15 A																																
Contract Close Out	307	03-Mar-14 A	15-May-15 A																																
Construction CN-1300	1713	03-Jun-13 A	12-Jan-20																																
CN- 1300 Milestone	1713	17-Jun-13 A	12-Jan-20																																
Construction UMS Station P-1253	1705	17-Jun-13 A	01-Jan-20																																
Construction CTS Station P-1254R	1650	17-Jun-13 A	15-Oct-19																																
Construction YBM Station P-1255	1651	10-Jun-13 A	15-Oct-19																																
Construction STS P-1256	1650	03-Jun-13 A	15-Oct-19																																

Activity ID	Activity Name	Original Duration	Start	Finish	Total Float	2019				2020				2021	
						Q1	Q2	Q3	Q4	Q1	Q2	Q3	Q4	Q1	Q2
CENTRAL SUBWAY PROJECT															
Light Rail Vehicles															
Construction Phase															
Construction Support and Costs															
Construction STS P-1256 ATCS															
Construction CN-1300															
CN- 1300 Milestone															
No 13-Disp															
Construction UMS Station P-1253															
Preconstruction															
Engineering & Procurement															
Site Work / Utility Relocation															
Drilled Shafts															
Excavation & Support															
Concrete/Shotcrete															
Structural Steel															
Masonry															
Mechanical															
Surface Level															
All Levels															
Concourse Level															
UMS.22.11.0160	UMS_CN_Install Floor Hydrants Concourse Level	2	26-Apr-19	29-Apr-19	-343										
UMS.23.34.0275	UMS_CN_Install HVAC Aux Comm Rm Supply Fan SF-007	2	30-Apr-19	02-May-19	-358										
UMS.23.34.285	UMS_CN_Install HVAC Elec Closet Supply Fan SF-004	2	30-Apr-19	02-May-19	-350										
UMS.22.13.0120	UMS_CN07 - Connect Surface Drainage to Existing 8" Sewer Lateral.	5	06-Mar-17 A	02-May-19	-365										
UMS.23.73.0315	UMS_CN_Install Air Cooled Condensing Unit #2	5	26-Apr-19	02-May-19	-397										
UMS.23.34.0295	UMS_CN_21 - Install HVAC Elec Closet Supply Fan SF-006	2	02-May-19	06-May-19	-350										
UMS.21.12.0255	UMS_CN_Install DSP &TSP Risers in Chase - Down To Mezz Lvl - Concourse Sector 4	5	06-Mar-19 A	07-May-19	-342										
UMS.23.74.0475	UMS_CN_Install Fan Coil Unit #12	5	06-Mar-19 A	07-May-19	-347										
UMS.23.34.0315	UMS_MZ_Install HVAC Elec Closet Supply Fan SF-003	2	06-May-19	08-May-19	-339										
UMS.23.34.0305	UMS_CN_Install HVAC Elec Closet Supply Fan SF-005	2	06-May-19	08-May-19	-350										
UMS.23.74.0535	UMS_CN_Install Fan Coil Unit #18	5	27-Feb-19 A	09-May-19	-356										
UMS.23.73.0325	UMS_CN_Install Air Cooled Condensing Unit #3	5	03-May-19	09-May-19	-397										
UMS.23.31.0150	UMS_CN_Install HVAC - Misc Duct Concourse Level Sectors 3-6	5	06-May-19	10-May-19	-361										
UMS.21.12.0305	UMS_MZ_Install DSP &TSP Mains - Mezzanine Sector 3	5	08-Mar-19 A	10-May-19	-347										
UMS.23.31.0285	UMS_CN_Install HVAC Supply Main SF-001 to Cooling Units	5	29-Jan-19 A	10-May-19	-393										
UMS.23.74.0865	UMS_CN_Install Refrigerant Piping - FCU-#12 to Branch Selector Unit #12	5	13-Mar-19 A	14-May-19	-347										
UMS.23.73.0335	UMS_CN_Install Air Cooled Condensing Unit #4	5	10-May-19	16-May-19	-397										
UMS.21.12.0215	UMS_CN_Install DSP Drops & FHCs - Concourse Sector 3	4	22-Mar-19 A	20-May-19	-380										
UMS.23.31.0235	UMS_CN_Install HVAC Exhaust Main EXF-001 to Exhaust Air Plenum	4	19-Jun-18 A	22-May-19	-395										
UMS.23.74.0945	UMS_CN_Install Refrigerant Rack Piping - ACCU's to Chase @ A/16	10	13-Nov-17 A	31-May-19	-397										
UMS.21.13.0246	UMS_CN_Install Pre-Action Fire Suppression System Piping & Detectors - Main Elect Rm	5	30-Jul-18 A	31-May-19	-404										
UMS.08.90.0360	UMS_Install Louvers For Vent Shaft @ Stair #1	5	28-May-19	03-Jun-19	-392										
UMS.21.13.0255	UMS_CN_Install Clean Agent Cylinders - Main Elect Rm	3	03-Jun-19	05-Jun-19	-404										
UMS.21.12.0205	UMS_CN_Install DSP Drop & FHC - Concourse Sector 2	3	22-Mar-19 A	10-Jun-19	-424										
UMS.23.31.0335	UMS_CN_Install HVAC Exhaust Louver @ ACCU 1 & 2	5	04-Jun-19	10-Jun-19	-392										
UMS.23.74.0755	UMS_CN_Install Refrigerant Piping - ACCU #1 to Branch Selector Unit #12	3	05-Mar-18 A	19-Jun-19	-377										
UMS.21.12.0245	UMS_CN_Install DSP Drops & FHCs - Concourse Sector 4	6	11-Mar-19 A	24-Jun-19	-391										
UMS.23.31.0325	UMS_CN_Install HVAC Supply Louver @ - SF-002	10	11-Jun-19	24-Jun-19	-392										

Activity ID	Activity Name	Original Duration	Start	Finish	Total Float	2019				2020				2021		
						Q1	Q2	Q3	Q4	Q1	Q2	Q3	Q4	Q1	Q2	
UMS.21.12.0265	UMS_CN_Install DSP &TSP Mains - Concourse Sector 5	5	04-Mar-19 A	08-Jul-19	-399											
UMS.23.31.0315	UMS_CN_Install HVAC Supply Main Plenum For Outside Air - SF-002	10	11-Mar-19 A	09-Jul-19	-392											
UMS.21.13.0325	UMS_CN_Install 4" Sprinkler Mains - Concourse Section 5	5	04-Mar-19 A	10-Jul-19	-410											
UMS.21.13.0335	UMS_CN_Install Sprinkler Branches & Drops - Concourse Section 5	10	11-Mar-19 A	11-Jul-19	-408											
UMS.21.12.0275	UMS_CN_Install DSP Drops & FHCs - Concourse Sector 5	4	04-Mar-19 A	12-Jul-19	-399											
UMS.21.12.0285	UMS_CN_Install DSP Drops & FHCs - Concourse Sector 6	4	11-Mar-19 A	18-Jul-19	-399											
UMS.23.31.9995	UMS_CN_Startup & Test HVAC Supply Fan SF-001	5	06-Aug-19	12-Aug-19	-426											
UMS.23.73.9990	UMS_CN_Startup & Test Air Cooled Condensing Units #1-4	5	13-Aug-19	19-Aug-19	-421											
UMS.23.31.9996	UMS_CN_Startup & Test HVAC Exhaust Fan EF-001	5	13-Aug-19	19-Aug-19	-426											
UMS.23.31.9997	UMS_CN_Startup & Test HVAC Exhaust Fan EF-002	5	20-Aug-19	26-Aug-19	-426											
UMS.23.31.9990T	UMS_CN_Test HVAC - Concourse Level	7	27-Aug-19	05-Sep-19	-426											
UMS.23.31.9990B	UMS_CN_Balance HVAC - Concourse Level	7	16-Oct-19	24-Oct-19	-424											
Intermediate Strut Level		414	06-Mar-17 A	15-Oct-19	-434											
Mezzanine Level		271	04-Dec-17 A	11-Oct-19	-424											
Platform Strut Level		313	13-Nov-17 A	02-Oct-19	-424											
Platform Level		107	30-Apr-19	30-Sep-19	-424											
Under Platform Level		43	26-Apr-19	26-Jun-19	-377											
No 13-Level		24	09-Jul-18 A	19-Aug-19	-416											
Electrical		413	10-Jul-17 A	31-Oct-19	-436											
Surface Level		309	12-Feb-18 A	24-Sep-19	-399											
All Levels		36	12-Sep-19	31-Oct-19	-426											
Concourse Level		385	02-Jan-18 A	23-Sep-19	-412											
Intermediate Strut Level		93	28-May-19	07-Oct-19	-418											
Mezzanine Level		330	10-Jul-17 A	18-Oct-19	-419											
UMS.26.24.3610	UMS_MZ_11 - Aux Elect Rm: Install Feeder Conduit - Elect Panel 3P2 To 3P2A	1	06-May-19	06-May-19	-357											
UMS.26.05.1146	UMS_MZ_11 - Aux Elect Rm: Install - System Ground Bus	2	02-Jan-18 A	07-May-19	-353											
UMS.26.24.3030	UMS_MZ_11 - Aux Elect Rm: Termination - Elect Panel 3DHP5 (SEJ Pumps, T-13)	2	06-May-19	07-May-19	-351											
UMS.26.24.4490	UMS_MZ_11 - Aux Elect Rm: Install - Software Link - Panel LCP-M To Engineer's Office	2	06-May-19	07-May-19	-325											
UMS.26.24.3620	UMS_MZ_11 - Aux Elect Rm: Install - Feeder Conduit Elect Panel 3DHP3 To Elev 3&4	2	06-May-19	07-May-19	-351											
UMS.26.24.3050	UMS_MZ_11 - Aux Elect Rm: Termination - Elect Panel 3DHP3	2	06-May-19	07-May-19	-351											
UMS.26.24.3070	UMS_MZ_11 - Aux Elect Rm: Termination - Elect Panel 3DHP1	2	06-May-19	07-May-19	-351											
UMS.26.24.3580	UMS_MZ_11 - Aux Elect Rm: Install Feeder Conduit - Elect Panel E3DP To E3-Comm (MZ05)	2	06-May-19	07-May-19	-358											
UMS.27.51.0340	UMS_PL_Install: Comm: SSFD & Emerg Phone System Cabinets - Platform Level	5	12-Feb-19 A	08-May-19	-363											
UMS.26.12.0790	UMS_MZ_11 - Aux Elect Rm: Install - Transformer T-13 & Disconnect Switch	1	08-May-19	08-May-19	-353											
UMS.26.24.3540	UMS_MZ_11 - Aux Elect Rm: Install Feeder Conduit - Elect Panel 3DHL to 4SHL (PL12))	5	08-Jan-18 A	09-May-19	-340											
UMS.26.24.3560	UMS_MZ_11 - Aux Elect Rm: Install Feeder Conduit - Elect Panel E3DHL To UE4SHL (PL12)	5	08-Jan-18 A	09-May-19	-361											
UMS.26.24.4540	UMS_MZ_11 - Aux Elect Rm: Pull Feeder Cable - Elect Panel E3DP To E3-Comm (MZ05)	2	08-May-19	09-May-19	-358											
UMS.26.12.0800	UMS_MZ_11 - Aux Elect Rm: Terminations - Transformer T-5 & Disconnect Switch	1	09-May-19	09-May-19	-353											
UMS.26.24.3600	UMS_MZ_11 - Aux Elect Rm: Install Feeder Conduit - Elect Panel 3DHP5 To T13	1	09-May-19	09-May-19	-353											
UMS.34.05.0290	UMS_MZ Install Feeder Conduit: - NB Positive Feeder Gap Breaker Rm to PB-1 (Traction Power)	5	06-May-19	10-May-19	-392											
UMS.26.24.3550	UMS_MZ_11 - Aux Elect Rm: Install Feeder Conduit - Elect Panel E3DP To ES4P (PL12)	5	08-Mar-19 A	10-May-19	-364											
UMS.26.24.3570	UMS_MZ_11 - Aux Elect Rm: Install Feeder Conduit - Elect Panel 3DHP1 To T12 (PL12)	5	06-May-19	10-May-19	-358											
UMS.26.24.2510	UMS_MZ_11 - Aux Elect Rm: Terminations - Elect Panel 3P2	5	07-May-19	13-May-19	-357											
UMS.26.24.4500	UMS_MZ_11 - Aux Elect Rm: Pull Feeder Cable - Elect Panel 3DHP1 To T12 (PL12)	2	13-May-19	14-May-19	-358											
UMS.26.24.3630	UMS_MZ_11 - Aux Elect Rm: Install Feeder Conduit - Elect Panel 3DHP4 To Esc 4-6	3	10-May-19	14-May-19	-361											
UMS.27.51.0350	UMS_PL_Install: Comm: SSFD & Emerg Phone System Raceway - Platform Level	5	10-Jul-17 A	15-May-19	-363											
UMS.26.24.3010	UMS_MZ_11 - Aux Elect Rm: Terminations - Elect Panel 3P2A	2	14-May-19	15-May-19	-357											
UMS.26.24.4520	UMS_MZ_11 - Aux Elect Rm: Pull Feeder Cable - Elect Panel 3DHL to 4SHL (PL12))	5	10-May-19	16-May-19	-340											
UMS.26.24.4560	UMS_MZ_11 - Aux Elect Rm: Pull Feeder Cable - Elect Panel E3DHL To UE4SHL (PL12)	5	10-May-19	16-May-19	-335											
UMS.26.24.3090	UMS_MZ_11 - Aux Elect Rm: Termination - Elect Panel 3HP1	2	15-May-19	16-May-19	-358											
UMS.27.51.0360	UMS_PL_Comm: SSFD & Emerg Phone System Wire Pulls - Platform Level	2	28-Jan-19 A	17-May-19	-363											

Activity ID	Activity Name	Original Duration	Start	Finish	Total Float	2019				2020				2021		
						Q1	Q2	Q3	Q4	Q1	Q2	Q3	Q4	Q1	Q2	
UMS.27.51.0305	UMS_PSL_Install: Comm: SSFD & Emerg Phone System Cabinets - Platform Strut Level	1	17-May-19	17-May-19	-386											
UMS.26.24.4530	UMS_MZ_11 - Aux Elect Rm: Pull Feeder Cable - Elect Panel E3DP To ES4P (PL12)	5	13-May-19	17-May-19	-364											
UMS.27.51.0310	UMS_PSL_Install: Comm: SSFD & Emerg Phone System Raceway - Platform Strut Level	2	10-Jul-17 A	21-May-19	-386											
UMS.34.05.0330	UMS_MZ Install Feeder Conduit: - SB Positive Feeder Gap Breaker Rm to PB-4 (Traction Power)	5	15-May-19	21-May-19	-394											
UMS.34.05.0320	UMS_MZ Install Feeder Conduit: - NB Positive Feeder Gap Breaker Rm to PB-3 (Traction Power)	5	15-May-19	21-May-19	-394											
UMS.27.51.0320	UMS_PSL_Comm: SSFD & Emerg Phone System Wire Pulls - Platform Strut Level	1	22-May-19	22-May-19	-386											
UMS.26.24.4550	UMS_MZ_11 - Aux Elect Rm: Pull Feeder Cable - Elect Panel 3DHP4 To Esc 4-6	3	20-May-19	22-May-19	-364											
UMS.27.51.0330	UMS_PSL_Comm: SSFD & Emerg Phone System Terminations - Platform Strut Level	1	23-May-19	23-May-19	-386											
UMS.26.24.2550	UMS_MZ_11 - Aux Elect Rm: Terminations - Elect Panel 3DHL	5	17-May-19	23-May-19	-340											
UMS.28.16.0160	UMS_MZ_Install: Security: Intrusion Systems Mezzanine Level	15	08-Jan-18 A	24-May-19	-395											
UMS.26.24.2500	UMS_MZ_11 - Aux Elect Rm: Terminations -3DHP4	2	23-May-19	24-May-19	-364											
UMS.26.24.2440	UMS_MZ_11 - Aux Elect Rm: Terminations - Elect Panel E3DP	5	20-May-19	24-May-19	-364											
UMS.28.13.0160	UMS_MZ_Install: Security: Access Control System Mezzanine Level	15	08-Jan-18 A	30-May-19	-406											
UMS.26.24.2570	UMS_MZ_11 - Aux Elect Rm: Terminations - Elect Panel E3DHL	5	24-May-19	31-May-19	-340											
UMS.28.20.0100	UMS_MZ_Install: Security: CCTV System Cameras & Raceway Mezzanine Level	14	08-Jan-18 A	17-Jun-19	-395											
UMS.27.51.0270	UMS_CN_Install: Comm: SSFD & Emerg Phone System Cabinets - Concourse Level	4	10-Dec-18 A	17-Jun-19	-397											
UMS.27.51.0280	UMS_CN_Install: Comm: SSFD & Emerg Phone System Raceway - Concourse Level	10	18-Jun-18 A	01-Jul-19	-397											
UMS.28.20.5050	UMS_MZ_Security: CCTV System Pull Wire & Terminate Cameras Mezzanine Level	10	17-Jun-19	01-Jul-19	-395											
UMS.26.50.1245	UMS_MZ - Install - Conduit & Devices For Light Fixtures Sector 3 Mezz	2	12-Nov-18 A	03-Jul-19	-379											
UMS.27.51.0290	UMS_CN_Comm: SSFD & Emerg Phone System Wire Pulls - Concourse Level	3	01-Jul-19	03-Jul-19	-397											
UMS.26.50.1195	UMS_MZ - Install - Conduit & Devices For Light Fixtures Sector 4 Mezz	7	05-Nov-18 A	05-Jul-19	-379											
UMS.26.50.1265	UMS_MZ - Install - Wire Pulls for Light Fixtures - Sector 3 Mezz	1	05-Jul-19	05-Jul-19	-360											
UMS.27.51.0300	UMS_CN_Comm: SSFD & Emerg Phone System Terminations - Concourse Level	2	05-Jul-19	08-Jul-19	-397											
UMS.26.50.1285	UMS_MZ - Hang Light Fixtures & Terminate Sector 3 Mezz	2	08-Jul-19	09-Jul-19	-360											
UMS.26.50.1205	UMS_MZ - Install - Wire Pulls for Light Fixtures - Sector 4 Mezz	2	08-Jul-19	09-Jul-19	-367											
UMS.27.51.0370	UMS_PL_Comm: SSFD & Emerg Phone System Terminations - Platform Level	3	04-Feb-19 A	11-Jul-19	-397											
UMS.26.50.1135	UMS_MZ - Install - Conduit & Devices For Light Fixtures Sector 5 Mezz	7	05-Nov-18 A	16-Jul-19	-379											
UMS.26.50.1155	UMS_MZ - Install - Wire Pulls for Light Fixtures - Sector 5 Mezz	2	17-Jul-19	18-Jul-19	-379											
UMS.26.50.1215	UMS_MZ - Hang Light Fixtures & Terminate Sector 4 Mezz	7	10-Jul-19	18-Jul-19	-367											
UMS.28.20.9965	UMS_Mz_Startup & Test: Security: CCTV System Mezzanine Level	5	16-Jul-19	23-Jul-19	-395											
UMS.27.51.0210	UMS_MZ_Install: Comm: Public Address System Mezzanine Level	15	05-Nov-18 A	23-Jul-19	-374											
UMS.26.24.2540	UMS_MZ_11 - Aux Elect Rm: Terminations - Elect Panel LCP-M	2	23-Jul-19	24-Jul-19	-377											
UMS.26.50.1165	UMS_MZ - Hang Light Fixtures & Terminate Sector 5 Mezz	7	19-Jul-19	29-Jul-19	-379											
UMS.26.24.2580	UMS_MZ_11 - Aux Elect Rm: Energize Power Panels	1	13-Aug-19	13-Aug-19	-418											
UMS.28.20.9985	UMS_CN_Startup & Test: Security: CCTV System Mezzanine Level	5	08-Aug-19	14-Aug-19	-411											
UMS.27.51.9900	UMS_Mz_Test: SSFD & Emerg Phone System - Mezzanine Level	5	20-Aug-19	26-Aug-19	-419											
UMS.26.24.4510	UMS_MZ_11 - Aux Elect Rm: Energize Lighting Panels	1	09-Sep-19	09-Sep-19	-408											
UMS.26.50.9910	UMS_MZ_Electrical - Test Lighting Systems & Lighting Control Systems Mezzanine Level	10	10-Sep-19	23-Sep-19	-408											
UMS.28.31.0160	UMS_MZ Install Security: Addressable Fire Alarm System Mezzanine Level	15	04-Jun-18 A	16-Oct-19	-419											
UMS.27.51.9820	UMS_MZ_Startup & Test: Comm: Public Address System Mezzanine Level	2	16-Oct-19	17-Oct-19	-418											
UMS.28.31.9620	UMS_MZ_Safety & Security - Testing - Fire Alarm System Mezzanine Level	2	17-Oct-19	18-Oct-19	-419											
Platform Strut Level		15	16-Jul-19	05-Aug-19	-403											
Platform Level		296	10-Jul-17 A	22-Oct-19	-429											
No 13-Level		13	24-May-19	12-Jun-19	-383											
Electrical - Transportation		210	29-Mar-18 A	13-Aug-19	-401											
Architectural Finishes		427	03-Jan-17 A	01-Nov-19	-437											
Conveyances		173	03-Dec-18 A	12-Sep-19	-391											
Stairs		184	06-Aug-18 A	18-Sep-19	-409											
Startup & Testing		40	06-Sep-19	31-Oct-19	-426											
No 13-Disp		1654	09-Jan-14 A	03-Dec-19	64											

Activity ID	Activity Name	Original Duration	Start	Finish	Total Float	2019				2020				2021
						Q1	Q2	Q3	Q4	Q1	Q2	Q3	Q4	Q1
Construction CTS Station P-1254R														
Preconstruction														
Site Work / Utility Relocation														
Excavation & Support														
Cavern Lining														
Concrete/Shotcrete														
Entrance Roof Level														
Surface Level														
Upper Mezz Level														
CTS.03.11.200	CTS_UM Install Falsework - For Upper Mezz Level Slab	10	30-Apr-19	14-May-19	-410	CTS_UM Install Falsework - For Upper Mezz Level Slab								
CTS.03.30.218	CTS_UM Form/Rebar/Pour - Upper Mezz Level Slab	15	03-May-19	24-May-19	-410	CTS_UM Form/Rebar/Pour - Upper Mezz Level Slab								
CTS.03.30.220	CTS_UM Concrete Cure/Strip - Upper Mezz Level Slab	4	24-May-19	31-May-19	-410	CTS_UM Concrete Cure/Strip - Upper Mezz Level Slab								
CTS.03.30.135	CTS_UM Form/Rebar/Pour/Strip - Columns Upper Mezz Slab to Surface Level	9	24-May-19	07-Jun-19	-390	CTS_UM Form/Rebar/Pour/Strip - Columns Upper Mezz Slab to Surface Level								
CTS.03.37.310	CTS_UM - Place - Shotcrete on Slurry Walls - Head House	10	31-May-19	14-Jun-19	-410	CTS_UM - Place - Shotcrete on Slurry Walls - Head House								
CTS.07.13.170	CTS_UM - Install - Drain Mat & Waterproofing on Shotcrete Walls - Head House	10	14-Jun-19	28-Jun-19	-410	CTS_UM - Install - Drain Mat & Waterproofing on Shotcrete Walls - Head House								
CTS.03.30.145	CTS_UM Form/Rebar/Pour/Strip - Perimeter Walls Upper Mezz Slab to Surface Level	10	21-Jun-19	08-Jul-19	-410	CTS_UM Form/Rebar/Pour/Strip - Perimeter Walls Upper Mezz Slab to Surface Level								
Lower Mezz Level														
CTS.03.30.170	CTS_LM Form/Rebar/Pour - Lower Mezz Level Slab	14	06-Mar-19 A	30-Apr-19	-410	CTS_LM Form/Rebar/Pour - Lower Mezz Level Slab								
CTS.03.30.185	CTS_LM Concrete Cure - Lower Mezz Level Slab	5	16-Apr-19 A	03-May-19	-404	CTS_LM Concrete Cure - Lower Mezz Level Slab								
CTS.03.11.160	CTS_LM Install Falsework - For Lower Mezz Level Slab	10	06-Mar-19 A	06-May-19	-410	CTS_LM Install Falsework - For Lower Mezz Level Slab								
CTS.03.30.115	CTS_LM Form/Rebar/Pour/Strip - Columns Lower Mezz Slab to Upper Mezz Level	5	30-Apr-19	07-May-19	-410	CTS_LM Form/Rebar/Pour/Strip - Columns Lower Mezz Slab to Upper Mezz Level								
CTS.03.37.210	CTS_LM - Place - Shotcrete on Slurry Walls - Head House	10	24-May-19	10-Jun-19	-410	CTS_LM - Place - Shotcrete on Slurry Walls - Head House								
CTS.07.13.160	CTS_LM - Install - Drain Mat & Waterproofing on Shotcrete Walls - Head House	10	03-Jun-19	17-Jun-19	-410	CTS_LM - Install - Drain Mat & Waterproofing on Shotcrete Walls - Head House								
CTS.03.30.125	CTS_LM Form/Rebar/Pour/Strip - Perimeter Walls Lower Mezz Slab to Upper Mezz Level	10	10-Jun-19	24-Jun-19	-410	CTS_LM Form/Rebar/Pour/Strip - Perimeter Walls Lower Mezz Slab to Upper Mezz Level								
Concourse Level														
Intermediate Strut Level														
Platform Level														
Structural Steel														
Masonry														
Mechanical														
Misc Metal														
Electrical														
Electrical - Transportation														
Architectural Finishes														
Conveyances														
Startup & Testing														
No 13-Disp														
Construction YBM Station P-1255														
Preconstruction														
Excavation & Support														
Concrete/Shotcrete														
Electrical														
Concourse Level														
Mezzanine Level														
Platform Level														
YBM.26.24.1040	YBM_PL 106 - Aux Elect Rm: Install - Panelboard E1NHL (NB/SB Tunnel Lighting - Future)	2	08-Jun-18 A	29-Apr-19	-388	YBM_PL 106 - Aux Elect Rm: Install - Panelboard E1NHL (NB/SB Tunnel Lighting - Future)								
YBM.26.24.1190	YBM_PL 106 - Aux Elect Rm: Install - Panelboard E1NP (Receptacles)	2	06-Jun-18 A	29-Apr-19	-388	YBM_PL 106 - Aux Elect Rm: Install - Panelboard E1NP (Receptacles)								
YBM.26.24.1320	YBM_PL 207 - Aux Elect Rm: Install - Panelboard 1SHP (NB/SB Tunnel Power - Future)	2	31-May-18 A	29-Apr-19	-340	YBM_PL 207 - Aux Elect Rm: Install - Panelboard 1SHP (NB/SB Tunnel Power - Future)								
YBM.26.24.1060	YBM_PL 106 - Aux Elect Rm: Terminations - Panelboard 1NP	3	26-Apr-19	30-Apr-19	-347	YBM_PL 106 - Aux Elect Rm: Terminations - Panelboard 1NP								
YBM.26.24.1180	YBM_PL 106 - Aux Elect Rm: Terminations - Panelboard LCP-1N (Lighting Control)	3	26-Apr-19	30-Apr-19	-338	YBM_PL 106 - Aux Elect Rm: Terminations - Panelboard LCP-1N (Lighting Control)								
YBM.26.24.1310	YBM_PL 207 - Aux Elect Rm: Terminations - Panelboard 1SP1	3	26-Apr-19	30-Apr-19	-338	YBM_PL 207 - Aux Elect Rm: Terminations - Panelboard 1SP1								

Activity ID	Activity Name	Original Duration	Start	Finish	Total Float	2019				2020				2021		
						Q1	Q2	Q3	Q4	Q1	Q2	Q3	Q4	Q1	Q2	
YBM.26.24.1070	YBM_PL 207 - Aux Elect Rm: Install - Panelboard E1SP (Recptacles)	2	12-Jun-18 A	01-May-19	-342											
YBM.26.24.1220	YBM_PL 106 - Aux Elect Rm: Install - Panelboard 1NHP (NB/SN Tunnel - Future)	2	12-Jun-18 A	01-May-19	-388											
YBM.26.24.1210	YBM_PL 106 - Aux Elect Rm: Terminations - Panelboard E1NP (Receptacles)	3	03-May-19	07-May-19	-343											
YBM.26.24.1350	YBM_PL 207 - Aux Elect Rm: Install Raceway - Panelboard 1SHL	3	08-Jan-18 A	08-May-19	-347											
YBM.26.24.1360	YBM_PL 207 - Aux Elect Rm: Terminations - Panelboard 1SHP	3	17-May-19	21-May-19	-353											
YBM.26.24.1370	YBM_PL 207 - Aux Elect Rm: Terminations - Panelboard 1SHL	3	11-Feb-19 A	21-May-19	-353											
YBM.26.24.1430	YBM_PL 207 - Aux Elect Rm: Terminations - Panelboard LCP-1S	3	17-May-19	21-May-19	-353											
YBM.26.24.1240	YBM_PL 106 - Aux Elect Rm: Terminations - Panelboard 1NHP	3	17-May-19	21-May-19	-353											
YBM.26.24.1400	YBM_PL 207 - Aux Elect Rm: Terminations - Panelboard E1SHL	3	11-Feb-19 A	04-Jun-19	-362											
YBM.26.24.1100	YBM_PL 106 - Aux Elect Rm: Terminations - Panelboard 1NHL	3	04-Mar-19 A	04-Jun-19	-368											
YBM.26.24.1130	YBM_PL 106 - Aux Elect Rm: Terminations - Panelboard E1NHL	3	04-Mar-19 A	07-Jun-19	-368											
YBM.26.24.1150	YBM_PL 207 - Aux Elect Rm: Terminations - Panelboard E1SP	3	10-Jun-19	12-Jun-19	-368											
YBM.26.12.0630	YBM_PL 207 - Aux Elect Rm: Terminations - Transformer T-9 & Disconnect Switch	1	04-Mar-19 A	18-Jun-19	-372											
YBM.34.22.0250	YBM_PL 001_Terminate SB Cable - Positive Feeder Box PS03 (From PB-01)	2	26-Jun-19	27-Jun-19	-399											
YBM.34.22.0320	YBM_PL 001_Terminate NB Cable Positive Feeder Box PS05 (From PB-02)	2	28-Jun-19	01-Jul-19	-401											
YBM.34.22.0300	YBM_PL 001_Terminate SB Cable - Positive Feeder Box PS06 (From PB-01)	2	02-Jul-19	03-Jul-19	-403											
YBM.34.22.0280	YBM_PL 001_Terminate SB Cable - Positive Feeder Box PS02 to PS06	2	05-Jul-19	08-Jul-19	-405											
YBM.34.22.0310	YBM_PL 001_Terminate NB Cable - Positive Feeder Box PS01 (From PB-02)	2	09-Jul-19	10-Jul-19	-407											
YBM.34.22.0290	YBM_PL 001_Terminate NB Cable - Positive Feeder Box PS01 to PS04	2	11-Jul-19	12-Jul-19	-409											
YBM.26.24.1570	YBM_PL 106 - Energize Aux Elect Rm Panelboards	1	16-Jul-19	16-Jul-19	-390											
YBM.26.11.0961	YBM_PL 207 - Aux Elect Rm: Energize Panelboards	1	16-Jul-19	16-Jul-19	-390											
Under Platform Level		178	12-Nov-18 A	12-Aug-19	-409											
Electrical - Transportation		115	28-Jan-19 A	05-Aug-19	-413											
Conveyances		379	10-Jan-18 A	13-Aug-19	-410											
Startup & Testing		40	09-Sep-19	01-Nov-19	-427											
No 13-Disp		1566	08-Jan-14 A	03-Dec-19	64											
Construction STS P-1256		1514	09-Jan-14 A	03-Dec-19	64											
Preconstruction		15	27-Aug-18 A	13-May-19	-306											
Concrete/Shotcrete		215	25-Jun-18 A	21-May-19	-357											
Tunnel Concrete		333	22-Jan-18 A	09-Oct-19	-425											
Platform Level		333	22-Jan-18 A	09-Oct-19	-425											
STS.03.30.167S	STS_F/R/P SB Tunnel Walkway 2nd Lift & Wire Duct - Chinatown Station to North Limit	10	08-Apr-19 A	26-Apr-19	-383											
STS.21.12.350	STS_Install SB Tunnel Walkway Deluge Piping - Chinatown Station to North Limit	3	26-Apr-19	30-Apr-19	-359											
STS.05.52.180	STS_Install Handrails - Chinatown Station / Tunnel Interface	3	26-Apr-19	30-Apr-19	-353											
STS.05.52.190	STS_Install Handrails - Chinatown Crossover / Tunnel Interface	3	26-Apr-19	30-Apr-19	-353											
STS.21.12.400	STS_Install NB Tunnel Walkway Deluge Piping - Chinatown Station to North Limit	3	26-Apr-19	30-Apr-19	-359											
STS.21.12.410	STS_Install NB Tunnel Walkway Deluge Piping - Tunnel Portal	3	26-Apr-18 A	30-Apr-19	-384											
STS.05.52.0130	STS_Install NB Tunnel Walkway Handrails - Chinatown Station to North Limit	3	26-Apr-19	30-Apr-19	-353											
STS.05.52.0170	STS_Install SB Tunnel Walkway Handrails - Chinatown Station to North Limit	3	29-Apr-19	01-May-19	-354											
STS.05.52.0135	STS_Install NB Tunnel Walkway Handrails - Tunnel Portal NB	5	26-Apr-19	02-May-19	-355											
STS.07.80.0260	STS_Install SB Tunnel Walkway ARS Fire Blanket - Chinatown Station to North Limit	3	01-May-19	03-May-19	-359											
STS.07.80.0220	STS_Install NB Tunnel Walkway ARS Fire Blanket - Tunnel Portal	3	01-May-19	03-May-19	-384											
STS.07.80.0210	STS_Install NB Tunnel Walkway ARS Fire Blanket - Chinatown Station to North Limit	3	01-May-19	03-May-19	-359											
STS.05.52.0120	STS_Install NB Tunnel Walkway Handrails - Portal to Moscone 1,300 LF	7	26-Apr-19	06-May-19	-357											
STS.22.16.540	STS_Install NB Tunnel Walkway ARS Fire Blanket Metal Cover - Tunnel Portal	3	06-May-19	08-May-19	-382											
STS.07.80.0200	STS_Install NB Tunnel Walkway ARS Fire Blanket - Portal to Moscone 1,300 LF	5	06-May-19	10-May-19	-384											
STS.05.52.0100	STS_Install NB Tunnel Walkway Handrails - Union Square to China Town 2,422 LF	12	26-Apr-19	13-May-19	-362											
STS.22.15.530	STS_Install Ground Hydrants 4th/Brannan Station	3	22-Jan-18 A	14-May-19	-322											
STS.22.16.550	STS_Install NB Tunnel Walkway ARS Fire Blanket Metal Cover - Portal to Moscone 1,300 LF	5	13-May-19	17-May-19	-384											
STS.21.12.360	STS_Install SB Tunnel Walkway Deluge Piping - Tunnel Portal	3	26-Apr-18 A	20-May-19	-398											

Activity ID	Activity Name	Original Duration	Start	Finish	Total Float	2019				2020				2021		
						Q1	Q2	Q3	Q4	Q1	Q2	Q3	Q4	Q1	Q2	
STS.03.30.136S	STS_F/R/P SB Tunnel Walkway 1st Lift/Standpipe Landing Union Square to China Town 2,422 LF	10	07-May-19	21-May-19	-404											
STS.05.53.610	STS_Install SB Tunnel Drain Metal Grating - Tunnel Portal	2	20-May-19	21-May-19	-404											
STS.07.80.0270	STS_Install SB Tunnel Walkway ARS Fire Blanket - Tunnel Portal	3	20-May-19	23-May-19	-398											
STS.05.53.590	STS_Install SB Tunnel Drain Metal Grating - Portal to Moscone 1,300 LF	3	22-May-19	24-May-19	-404											
STS.05.52.0180	STS_Install SB Tunnel Walkway Handrails - Tunnel Portal SB	5	20-May-19	24-May-19	-378											
STS.07.80.0250	STS_Install SB Tunnel Walkway ARS Fire Blanket - Portal to Moscone 1,300 LF	5	23-May-19	31-May-19	-398											
STS.03.30.137S	STS_F/R/P SB Tunnel Walkway 2nd Lift & Wire Duct Union Square to China Town 2,422 LF	10	21-May-19	05-Jun-19	-404											
STS.05.52.260	STS_Install "In-Between" Car Barrier - 4th/Brannan Station	10	21-May-19	05-Jun-19	-337											
STS.05.52.0160	STS_Install SB Tunnel Walkway Handrails - Portal to Moscone 1,300 LF	7	28-May-19	05-Jun-19	-378											
STS.05.53.530	STS_Install NB Tunnel Drain Metal Grating - Moscone to Union Square - 1,950 LF	7	18-Mar-19 A	06-Jun-19	-398											
STS.05.53.520	STS_Install NB Tunnel Drain Metal Grating - Union Square to China Town 2,422 LF	8	18-Mar-19 A	07-Jun-19	-398											
STS.21.12.380	STS_Install NB Tunnel Walkway Deluge Piping - Moscone to Union Square - 1,950 LF	7	14-May-18 A	07-Jun-19	-405											
STS.05.52.200	STS_Install Handrails - Union Square Station / Tunnel Interface	3	06-Jun-19	10-Jun-19	-381											
STS.05.52.210	STS_Install Handrails - Moscone Station / Tunnel Interface	3	06-Jun-19	10-Jun-19	-381											
STS.21.12.370	STS_Install NB Tunnel Walkway Deluge Piping - Union Square to China Town 2,422 LF	8	04-Jun-19	13-Jun-19	-411											
STS.21.12.320	STS_Install SB Tunnel Walkway Deluge Piping - Union Square to China Town 2,422 LF	8	05-Jun-19	17-Jun-19	-404											
STS.03.30.147S	STS_F/R/P SB Tunnel Walkway 2nd Lift & Wire Duct Moscone to Union Square - 1,950 LF	10	13-Mar-18 A	17-Jun-19	-417											
STS.07.80.0190	STS_Install NB Tunnel Walkway ARS Fire Blanket - Moscone to Union Square - 1,950 LF	7	07-Jun-19	18-Jun-19	-405											
STS.21.12.330	STS_Install SB Tunnel Walkway Deluge Piping - Moscone to Union Square - 1,950 LF	7	02-Aug-18 A	19-Jun-19	-412											
STS.05.52.0110	STS_Install NB Tunnel Walkway Handrails - Moscone to Union Square - 1,950 LF	10	06-Jun-19	19-Jun-19	-388											
STS.05.52.0140	STS_Install SB Tunnel Walkway Handrails - Union Square to China Town 2,422 LF	12	05-Jun-19	21-Jun-19	-389											
STS.05.53.580	STS_Install SB Tunnel Drain Metal Grating - Moscone to Union Square - 1,950 LF	7	13-Jun-19	21-Jun-19	-416											
STS.07.80.0180	STS_Install NB Tunnel Walkway ARS Fire Blanket - Union Square to China Town 2,422 LF	8	14-Jun-19	25-Jun-19	-411											
STS.22.16.590	STS_Install SB Tunnel Walkway ARS Fire Blanket Metal Cover - Tunnel Portal	3	24-Jun-19	26-Jun-19	-416											
STS.07.80.0230	STS_Install SB Tunnel Walkway ARS Fire Blanket - Union Square to China Town 2,422 LF	8	17-Jun-19	27-Jun-19	-404											
STS.22.16.530	STS_Install NB Tunnel Walkway ARS Fire Blanket Metal Cover - Moscone to Union Square - 1,9	7	18-Jun-19	27-Jun-19	-405											
STS.07.80.0240	STS_Install SB Tunnel Walkway ARS Fire Blanket - Moscone to Union Square - 1,950 LF	7	19-Jun-19	28-Jun-19	-412											
STS.05.52.0150	STS_Install SB Tunnel Walkway Handrails - Moscone to Union Square - 1,950 LF	10	17-Jun-19	01-Jul-19	-396											
STS.22.16.600	STS_Install SB Tunnel Walkway ARS Fire Blanket Metal Cover - Portal to Moscone 1,300 LF	5	27-Jun-19	03-Jul-19	-416											
STS.05.53.570	STS_Install SB Tunnel Drain Metal Grating - Union Square to China Town 2,422 LF	8	24-Jun-19	03-Jul-19	-416											
STS.05.50.530	STS_Install Sump Pumps Cover & Ladder - Passage #5	3	17-Jul-18 A	05-Jul-19	-399											
STS.22.14.520	STS_Install Sump Pumps Cross Passage #5	3	01-Jul-19	05-Jul-19	-399											
STS.05.53.600	STS_Install SB Tunnel Drain Metal Grating - Chinatown Station to North Limit	3	05-Jul-19	09-Jul-19	-416											
STS.22.16.520	STS_Install NB Tunnel Walkway ARS Fire Blanket Metal Cover - Union Square to China Town 2,	8	27-Jun-19	10-Jul-19	-405											
STS.22.16.560	STS_Install NB Tunnel Walkway ARS Fire Blanket Metal Cover - Chinatown Station to North Limi	3	10-Jul-19	15-Jul-19	-405											
STS.22.16.580	STS_Install SB Tunnel Walkway ARS Fire Blanket Metal Cover - Moscone to Union Square - 1,9	7	05-Jul-19	15-Jul-19	-416											
STS.22.16.570	STS_Install SB Tunnel Walkway ARS Fire Blanket Metal Cover - Union Square to China Town 2,	8	16-Jul-19	25-Jul-19	-416											
STS.05.52.220	STS_Install Handrails & Gates - 4th/Brannan Station	10	16-Jul-19	29-Jul-19	-374											
STS.22.16.610	STS_Install SB Tunnel Walkway ARS Fire Blanket Metal Cover - Chinatown Station to North Limi	3	26-Jul-19	30-Jul-19	-416											
STS.09.30.230	STS_Install Accent Tiles - 4th/Brannan Station	10	28-Aug-19	11-Sep-19	-425											
STS.09.30.250	STS_Install Directional Tiles - 4th/Brannan Station	10	12-Sep-19	25-Sep-19	-425											
STS.09.62.240	STS_Install Tactile Warning Strip - 4th/Brannan Station	10	26-Sep-19	09-Oct-19	-425											
Structural Steel		15	03-Sep-18 A	13-May-19	-392											
Electrical		73	09-May-19	21-Aug-19	-391											
Electrical - Transportation		59	26-Apr-19	17-Jul-19	-425											
Trackwork		484	20-Jun-17 A	09-Aug-19	146											
Track System Work		90	06-Apr-15 A	29-Apr-19	-428											
No 13-Disp		1514	09-Jan-14 A	03-Dec-19	64											
Unallocated Contingency		244	26-Apr-19	15-Apr-20	-327											

Appendix C

PROJECT SCOPE AND FUNDING OVERVIEW

Project Overview

The Central Subway Project will construct a modern, efficient light-rail line that will improve public transit in San Francisco. This new 1.7-mile extension of Muni's T Third Line will provide direct connections to major retail, sporting and cultural venues while efficiently transporting people to jobs, educational opportunities and other amenities throughout the city.

The Central Subway Project is Phase 2 of the San Francisco Municipal Transportation Agency's (SFMTA) Third Street Light Rail Transit Project. Phase 1 of the project constructed a 5.1-mile light-rail line along the densely populated 3rd Street corridor. It began revenue service in April 2007, restoring light-rail service to a high transit-ridership area of San Francisco for the first time in 50 years.

The Central Subway Project will extend the T Third Line from the 4th Street Caltrain Station to Chinatown, providing a direct, rapid transit link from the Bayshore and Mission Bay areas to SoMa, Union Square and downtown.

Four new stations will be built along the 1.7-mile project alignment—an above-ground station at 4th and Brannan streets and three underground stations at Moscone Center, Union Square and Chinatown.

The Central Subway will run through the burgeoning technology and digital-media hub in SoMa, where dozens of companies have taken up residence along the 4th Street corridor. Increased



Project Overview - continued

transit options will attract new employers – the Central Subway makes travel more convenient throughout the corridor and improves connections to downtown, local and regional rail and the Muni bus system.

The Central Subway Project will contribute to San Francisco’s economic competitiveness and help secure the city’s status of a regional, national and global hub. It will provide a pollution-free transit option that will reduce the environmental impact of transportation in the city, save natural resources, reduce traffic congestion and improve public transit for thousands of San Franciscans.

Funding Overview

The Central Subway Project is funded by the federal government, the State of California, the Metropolitan Transportation Commission, the San Francisco County Transportation Authority (SFCTA) and the City and County of San Francisco.

The majority of funding for the Central Subway Project is expected to be provided by the Federal Transit Administration’s (FTA) New Starts program, with a total commitment over the life of the project of \$942.2 million. To date, \$41 million in Department of Transportation Congestion Mitigation and Air Quality Improvement Program funds have been committed and expended.

With the addition in the December 2013 MPR of work to relocate the retrieval site for two tunnel boring machines (TBMs), the SFMTA’s baseline budget for the Central Subway Project is \$1.588 billion. In total, about half of the Third Street Light Rail Transit Project’s funding is from federal sources, with the remaining half from state and local sources. This is in line with the expectations of the FTA for New Starts-financed programs.

The table below summarizes the local, state and federal fund sources for both phases of the T Third Line including with the addition of the retrieval shaft to the Phase 2 totals.

	T Third (Phase 1)	Central Subway (Phase 2 + Retrieval Shaft Relocation)	Total (Phase 1 + Phase 2 + Retrieval Shaft Relocation)	Percentage of Total
Federal	\$123.380	\$983.225	\$1,106.605	49.5%
State	\$160.700	\$471.100	\$631.800	28.2%
Local	\$364.380	\$133.675	\$498.055	22.3%
Total	\$648.460	\$1,588.000	\$2,236.460	100.0%

All amounts in millions of dollars

The six charts that follow summarize use of fund sources by phase and with the addition of the retrieval shaft relocation additional budget and funding:

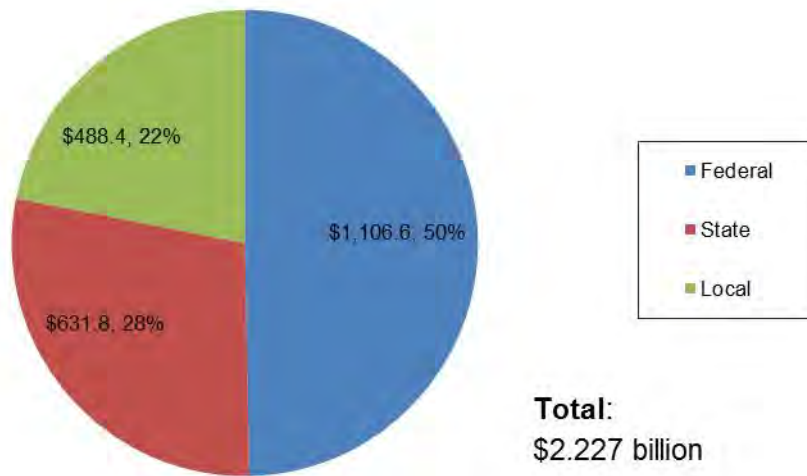
- Phase 1 + Phase 2 of the T Third Line federal, state and local funding percentages previous to the addition of the retrieval shaft relocation budget and funding in December 2013.

Funding Overview - continued

- Phase 2 Central Subway Project only total funding source percentages previous to the addition of the retrieval shaft relocation budget and funding.
- Phase 2 Central Subway Project only detail of the six State and Local funding sources previous to the addition of the retrieval shaft relocation.
- The next three charts that follow are the above three data sets above with the retrieval shaft relocation budget and funding added to the overall presentation.

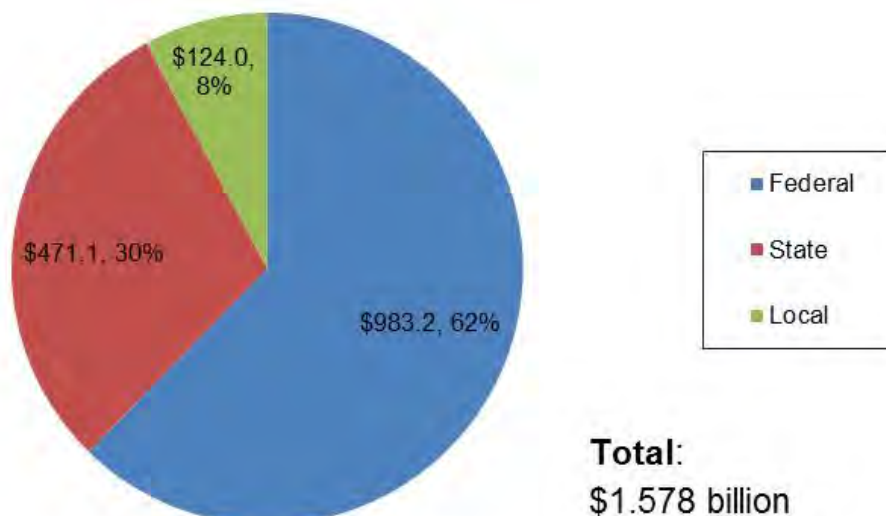
Third Street Light Rail Transit Project Funding

Phase 1 + Phase 2
(\$ in millions)



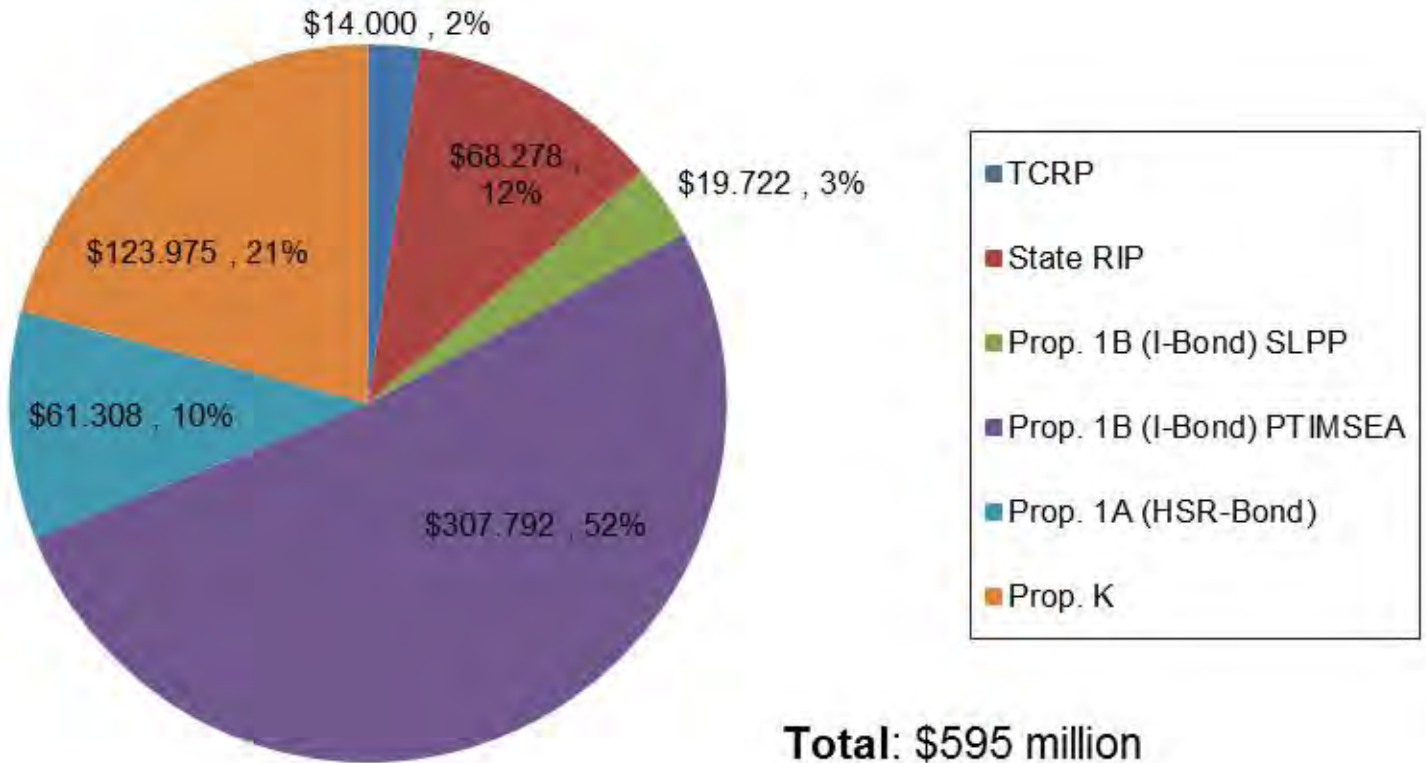
Central Subway Project Funding

Phase 2
(\$ in millions)



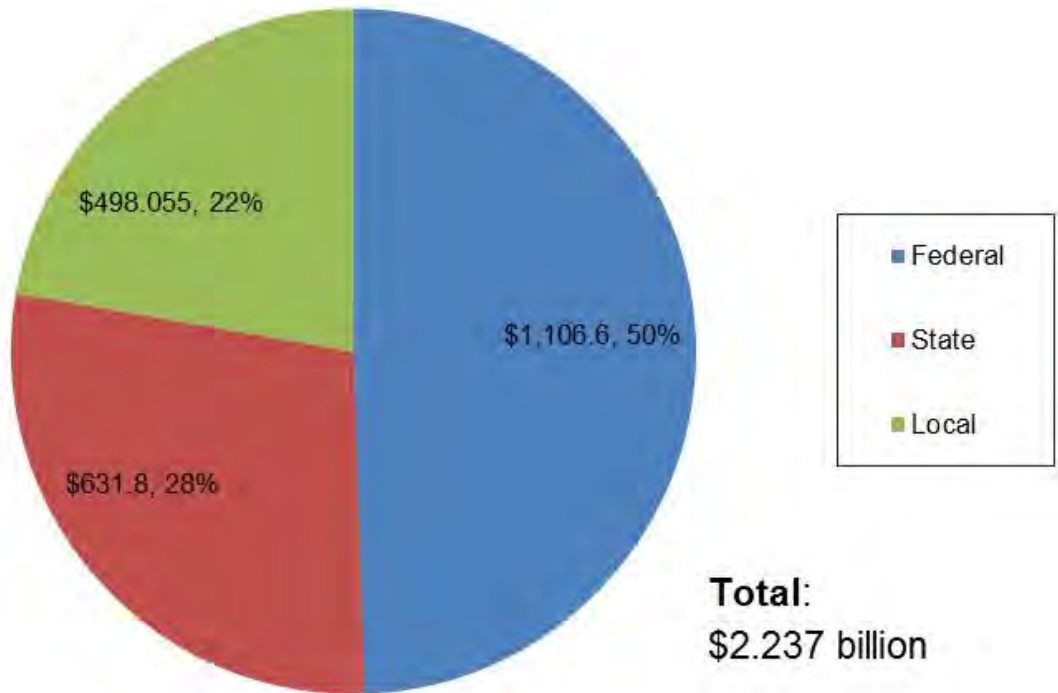
State and Local Funding

Phase 2
(\$ in millions)



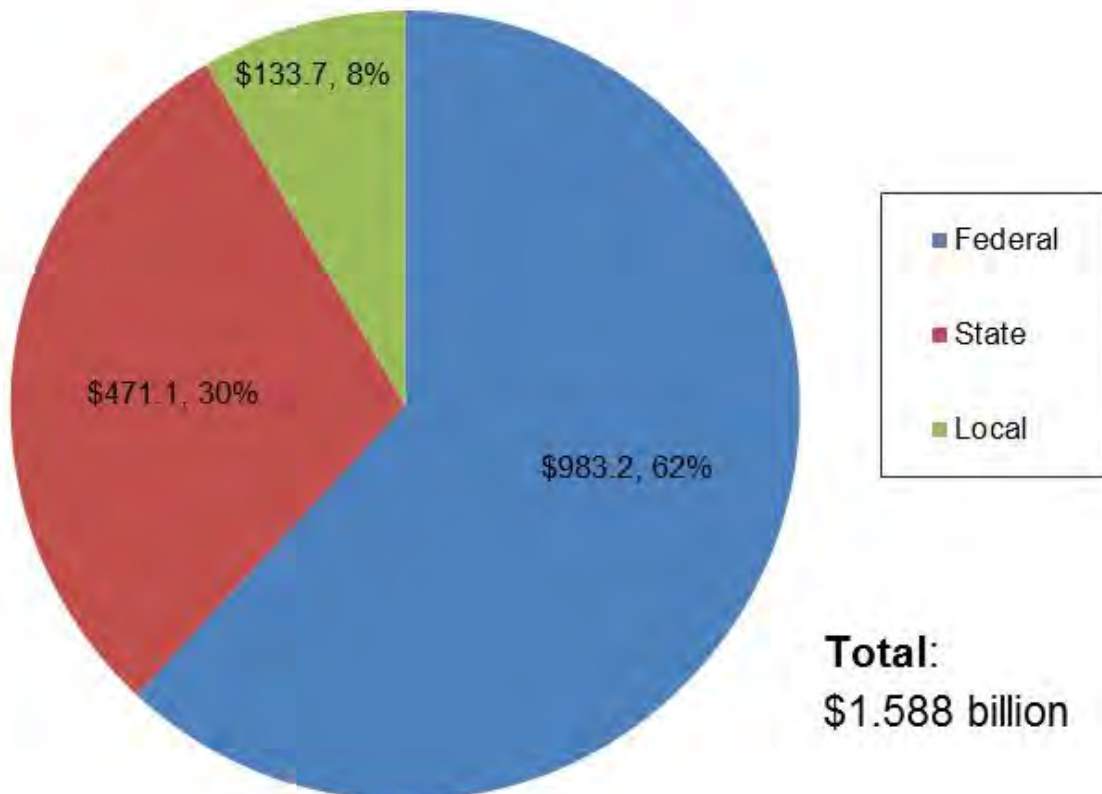
Third Street Light Rail Transit Project Funding

Phase 1 + Phase 2 + Retrieval Shaft Relocation
(\$ in millions)

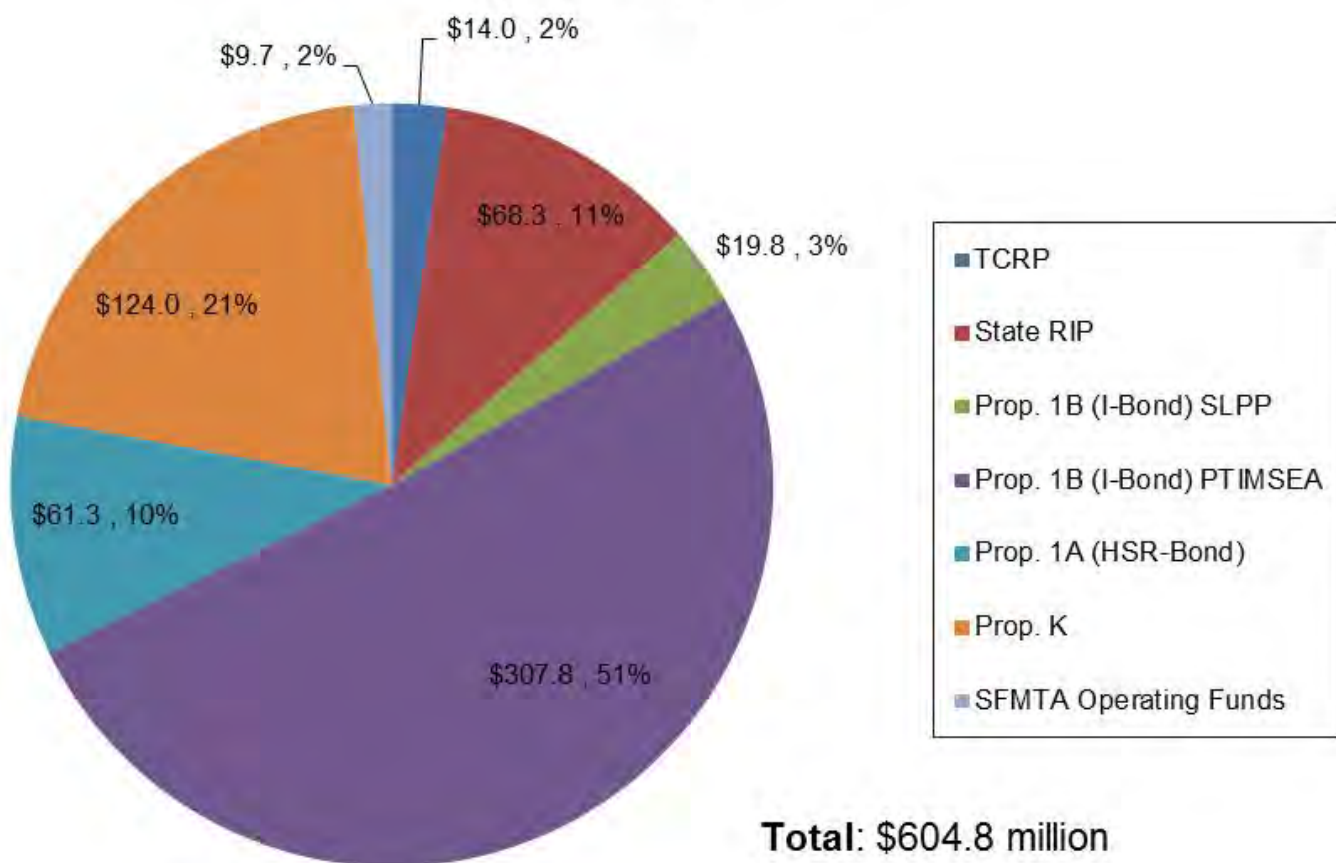


Central Subway Project Funding

Phase 2 + Retrieval Shaft Relocation
(\$ in millions)



State and Local Funding Phase 2 + Retrieval Shaft Relocation (\$ in millions)



Appendix D

COMPLETED CONTRACTS

Moscone Station and Portal Utility Relocation

Contract 1250

Contractor: Synergy Project Management, Inc.

Budget/Expenditures

Category	Amount
Original Budget	\$11,227,316
Expenditures Final	\$11,968,150
Utility Reimbursements	(\$2,275,419)
Final Program Cost	\$9,692,731
Budget Impact (Underrun)	(\$1,534,585)

Contract Details

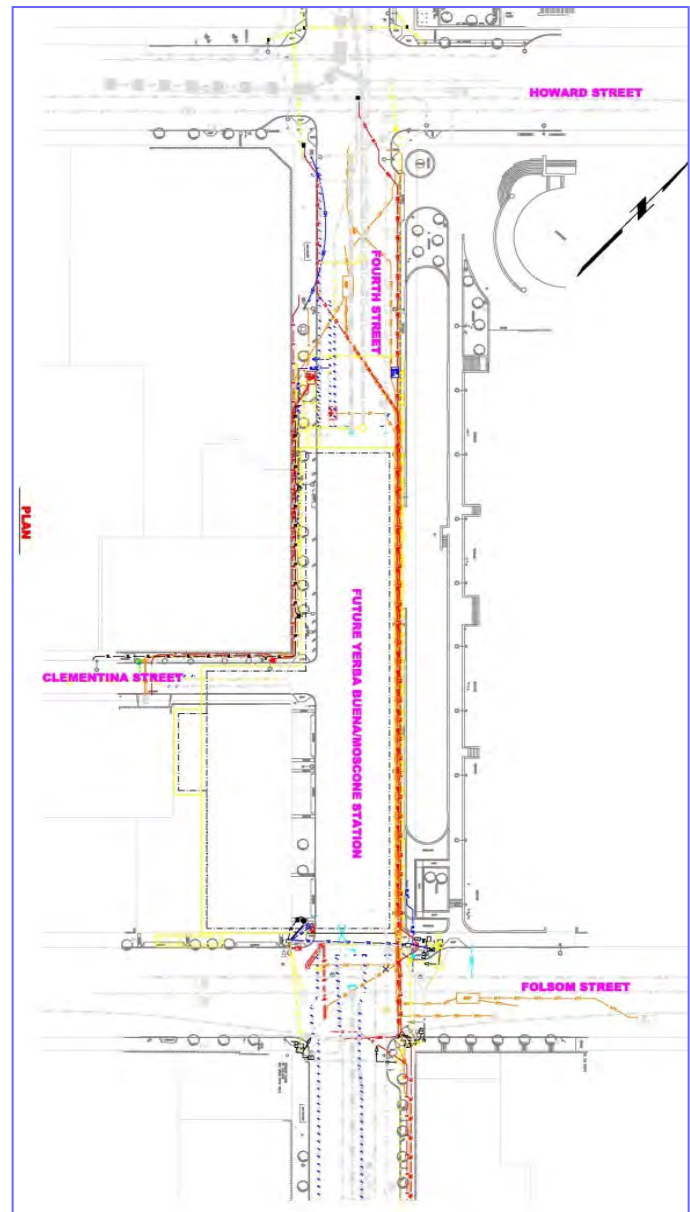
Contract Awarded:	November 17, 2009
Notice to Proceed:	January 4, 2010
Substantial Completion:	June 23, 2011
Contract Award Value:	\$ 9,273,939
Modifications Final :	\$ 2,694,211
Final Contract Value:	\$11,968,150

Status

- Work complete
- Project closeout administration and documentation
- Final Completion Date: June 23, 2011

Description

This project relocates utilities within the footprint of the proposed Yerba Buena/Moscone Station and the 4th Street Portal where the tunnel boring machines will descend underground. Also included is installation of building protections and monitoring of buildings adjacent to utility trenches.



Union Square/Market Street Station Utility Relocation

Contract 1251

Contractor: Synergy Project Management, Inc.

Budget/Expenditures	
Category	Amount
Original Budget	\$22,199,847
Expenditures Final	\$20,669,081
Utility Reimbursements	(7,413,510)
Final Program Costs	\$13,176,169
Budget Impact (Underrun)	(9,023,678)


Contract Details	
Contract Awarded:	December 7, 2010
Notice to Proceed:	January 12, 2011
Substantial Completion:	August 16, 2012
Contract Award Value:	\$16,832,550
Modifications Final:	\$3,836,531
Final Contract Value:	\$20,669,081

Status

- Final completion on October 15, 2012
- Completed punch list work
- Project Final Acceptance on November 15, 2013
- Completed final construction contract administrative closeout in June 2017

Description

This project relocates utilities for the Union Square/Market Street Station and temporarily reroutes existing trolley coach lines around the construction.



Central Subway Pagoda Palace Demolition

Contract 1277 Contractor: MH Construction

Work Description

Demolish and clear the former Pagoda Theater for use the site to recover the tunnel boring machines when tunnels are completed in 2015. Locate and supply contractor facilities and installations. Obtain permits and approvals and coordinate work with City agencies and utility companies. Furnish and install signs and distribute notices to the local community prior to commencing with construction, cleanup and remove of debris from the site.

- Contract funded by SFMTA Operating funds
- Work was substantially completed September 24, 2013
- Completed administrative closeout in June 2016

Budget/Expenditures	
Category	Amount
Current Budget	\$648,976
Expenditures to Date	\$648,976

Contract Details	
Contract Awarded:	June 12, 2013
Notice to Proceed:	July 15, 2013
Substantial Completion:	Sept. 24, 2013
Contract Award Value:	\$498,995
Modifications to Date:	\$149,981
Current Contract Value:	\$648,976



Central Subway Tunneling

Contract 1252 Contractor: Barnard Impregilo Healy Joint Venture

Description of Work

1.5-mile twin bore tunnels from Hwy I-80 to North Beach using two tunnel boring machines (TBMs). Contractor procurement and installation of the TBMs; construction of the TBM launch box and retrieval shaft excavation support; Yerba Buena/Moscone Station and Union Square/Market Street Station end walls; tunnel excavation and installation of precast segmental lining, the 4th Street portal transition to the surface and cross passages. Throughout, settlement monitoring and protection of existing utilities, buildings and BART tunnels.

Status

- Final Completion Date: May 15, 2015
- Completed administrative closeout in November 2018

Budget/Expenditures	
Category	Amount
Current Budget	\$239,973,354
Other Project Budget	\$5,150,000
Other Offset Credits	\$1,312,101
Expenditures Final	\$239,973,354

Contract Details	
Contract Awarded:	June 28, 2011
Notice to Proceed 1:	January 27, 2012
Notice to Proceed 2:	March 14, 2012
Partial NTP 3:	April 12, 2012
Notice to Proceed 3:	October 15, 2012
Substantial Completion:	April 15, 2015
Contract Award Value:	\$233,584,015
Modifications to Date:	\$6,389,339
Final Contract Value:	\$239,973,354



Appendix E

SBE PARTICIPATION

Quarterly Report

Current Report: January 2019 – March 2019

PROGRAM SUPPORT CONTRACTS – SBE PARTICIPATION

Appendix E presents the Central Subway Program Small Business Enterprise or SBE goals and the actual SBE participation achieved to date – as of March 31, 2019.¹

CS Program SBE Summary Table for Professional Services and Construction Contracts

The summary compares the dollar value of the Base Contracts, the SBE Contract Goals, the percent and dollar value expended to date and the SBE actual participation to date.

Contract No.	Contractor	Services/Segment	A	B	C	D	E	F	G	
			Contract Amount	SFMTA SBE Contract Goal	Contract Expenditure to Date (Est.)	SBE Actual to Date	SBE Contract \$s = A * B	SBE Amount to Date = C * D	Contractor's SBE Goal (in Bid)	
A Project Professional Services Contracts			millions		millions		millions	millions		
1	149	CS Partnership	Project Management	\$85.14	30%	\$77.70	32.4%	\$25.54	\$25.16	31.4%
2	156	Hill International	Project Controls Task 1	\$17.11	26%	\$10.08	27.5%	\$4.45	\$2.77	26.0%
3	155-1	PB Telemon	Tunnels Design	\$7.94	30%	\$7.90	30.2%	\$2.38	\$2.39	31.6%
4	155-2	CS Design Group	Stations Design	\$37.05	30%	\$43.35	31.6%	\$11.12	\$13.70	36.4%
5	155-3	HNTB, Inc.- B&C	Systems, Track & Surface Station Design	\$17.23	30%	\$15.68	25.5%	\$5.17	\$4.00	30.0%
Subtotal Professional Services				\$164.48		\$154.71		\$48.66	\$48.02	
B Project Construction Contracts			millions		millions		millions	millions		
1	1250	Synergy Inc	Utility Relocation 1	\$11.97	20%	\$11.97	97.2%	\$2.39	\$11.63	96.4%
2	1251	Synergy Inc	Utility Relocation 2	\$20.79	20%	\$20.79	87.4%	\$4.16	\$18.18	94.9%
3	1252	BIH	Tunnels and Portal - in Construction	\$239.97	6%	\$239.97	5.8%	\$14.40	\$13.88	6.1%
4	1277	MH Construction	Pagoda Demolition	\$0.65	100%	\$0.65	100.0%	\$0.65	\$0.65	100.0%
5	1300	Tutor-Perini	Stations/Track/Systems - in Construction	\$47.40	20%	\$694.85	20.8%	\$169.48	\$144.50	25.5%
Subtotal Construction Contracts				\$1,120.79		\$968.23		\$191.08	\$188.84	
Contract	Contractor	Services/Segment	Base Contract	SFMTA Goal	Expenditures	SBE Actual	= A * B	= C * D	Bid Goal	
			A	B	C	D	E	F	G	

SBE Summary Table Notes and Sources:

- a) Column A is the base contract amount awarded. Column B is the Agency SBE goal percent for each contract awarded.

The SFMTA SBE Contract Goals are also on the Central Subway web site under the listing of on-going contracts – see “**Closed and Awarded Contracts**” at this link: <http://centralsubwaysf.com/content/closed-and-awarded-contracts>

- b) Column C shows each contract's current amount expended to date (estimated) including accruals. Column D is the actual SBE percent level of each contract based on payments to date. Column E is the expected SBE dollar amount when the contract amount is completed and the SFMTA SBE goal achieved using this calculation: Columns A * B = Column E, the SBE Expected \$ Amount. Column F is the actual SBE dollar amount out of the total contract expenditure to date: Columns C * D = Column F, the SBE Expended \$ Amount.

¹ An SBE is a for-profit, small business concern with a three (3) year average gross revenue not exceeding \$14 million or \$12 million, depending on the scope of work to be performed, that is certified under any of the following programs: the State of California's Small Business Program with the Department of General Services ("State Program"), the City and County of San Francisco's LBE Program ("City Program"), or the California Unified Certification Program ("Federal DBE program").

The source of the SBE Actual percent to date and dollar amounts are Progress Payment Applications and Contractor's monthly submittals that may include the current estimated accruals. The BIH SBE percent is from the contractor's progress payment #40, Form 6.

- c) Column G, the Contractor's SBE Goal in the submitted bid, is background information that is not calculated in the table. The table source of the Contractor's SBE Goals is from the SFMTA Contract Compliance Office. A Contractor's SBE goal in the bid is one source used by SFMTA Contract Compliance to assess and propose the Agency's SBE goal for a contract.
- d) The three constructions contracts shown in **bold type, 1250, 1251 and 1277**, with gray background, are completed contracts. Little to no changes will be shown in future reports.
- e) The SBE Hill International Actual to Date SBE participation is 27.5% for the overall SFMTA contract. The Hill International data is for the Central Subway Task 1 portion of the Hill International contract to provide SFMTA Project Controls services and systems.
- f) The SBE SFMTA goal for Contract 1300 Tutor-Perini is 20% SBE with a provision of 50% for trucking.

The 1300 Tutor-Perini SBE percent Actual is based on the SBE data provided in Progress Payment #62, February 2019, SFMTA SBE FORM No. 6.

- g) The SBE SFMTA goal for Contract 1277 MH Construction was based on an SBE set-aside.

SBE Participation Details

The two tables that follow present the Central Subway's professional services and construction contract amounts, expenditures and SBE levels with additional details.

Active Professional Services Contracts - SBE Participation Details

As of: 3/31/2019

Contract:	Project Management and Construction management	
Contract No.	CS-149 Central Subway Partnership*	
Status:	On-going	
	Base Contract Value	\$85,139,092
	Approved Change Orders	-0-
	Current Contract Value	\$85,139,092
	Expended to Date (est.)	77,698,244
	% Expended	91.3%
	SBE SFMTA Goal	30.0%
	SBE Participation	32.4%

Contract:	Project Controls Cost and Schedule Support	
Contract No.	CS 156 Hill International Task 1*	
Status:	On-going	
	Base Contract Value	\$17,112,873
	Approved Change Orders	-0-
	Current Contract Value	\$17,112,873
	Expended to Date (est.)	\$10,081,993
	% Expended	58.9%
	SBE SFMTA Goal	26.0%
	SBE Participation	27.5%

Contract:	Design Package 1 for CNs 1250, 1251 and 1252 Tunnels	
Contract No.	CS-155-1 PB / Telemon*	
Status:	Design is completed. Construction support ongoing	
	Base Contract Value	\$5,795,000
	Approved Change Orders (7)	\$2,145,159
	Current Contract Value	\$7,940,159
	Expended to Date (est.)	\$7,904,713
	% Expended	99.6%
	SBE SFMTA Goal	30.0%
	SBE Participation	30.2%

Contract:	Design Package 2 for 1253 UMS, 1254 CTS, 1255 YBM Stations.	
Contract No.	CS-155-2 Central Subway Design Group*	
Status:	Design is completed. Construction support ongoing	
	Base Contract Value	\$39,949,948
	Approved Change Orders (4)	\$7,950,658
	Current Contract Value	\$47,900,606
	Expended to Date (est.)	\$43,345,521
	% Expended	90.5%
	SBE SFMTA Goal	30.0%
	SBE Participation	31.6%

Contract:	DP 3 Systems, Track work, Surface station.	
Contract No.	CS-155-3 HNTB-B&C*	
Status:	Design is completed. Construction support ongoing	
	Base Contract Value	\$16,864,250
	Approved Change Orders (6)	\$1,637,474
	Current Contract Value	\$18,501,724
	Expended to Date (est.)	15,681,137
	% Expended	84.8%
	SBE SFMTA Goal	30.0%
	SBE Participation	25.5%

* denotes accrual

Active and Completed Construction Contracts - SBE Participation Details

<i>Data as of:</i> 3/31/2019	
Contract:	Synergy Inc Utility Relocation 1 YBM & Launch Box
Contract No.	1250
Status:	Contract is completed and closed out
	Base Contract Value \$9,273,939
	Approved Change Orders \$2,694,211
	Final Contract Value \$11,968,150
	% Expended 100%
	SBE SFMTA Goal 20%
	SBE Participation To Date 97.2%
Contract:	Synergy Inc Utility Relocation 2 UMS
Contract No.	1251
Status:	Contract is completed and closed out
	Base Contract Value \$16,832,550
	Approved Change Orders 3,836,531
	Final Contract Value \$20,699,081
	% Expended 100%
	SBE SFMTA Goal 20.0%
	SBE Participation To Date 87.4%
Contract:	Pagoda Palace Demolition / MH Construction
Contract No.	1277
Status:	Contract is completed and closed out
	Base Contract Value \$498,995
	Approved Change Orders \$149,981
	Final Contract Value \$648,976
	% Expended 100%
	SBE SFMTA Goal 100%
	SBE Participation To Date 100%
Contract:	Tunnels Barnard/Impregilo/Haley
Contract No.	1252
Status:	Contract is completed and closed out
	Base Contract Value \$233,584,015
	Approved Change Orders \$6,389,339
	Current Contract Value \$239,973,354
	Expended to Date (est.) \$239,973,354
	% Expended 100%
	SBE SFMTA Goal 6.0%
	SBE Participation To Date 5.8%
Contract:	Stations and Systems / Tutor Perini
Contract No.	1300
Status:	Contract is completed and closed out
	Base Contract Value \$839,676,400
	Approved Change Orders \$5,203,930
	Current Contract Value \$844,880,330
	Expended to Date (est.) \$694,846,844
	% Expended 82.2%
	SBE SFMTA Goal 20.0%
	SBE Participation To Date 20.8%

Photos on the next page:

(top to bottom) March 2019: At Chinatown Station, work can be seen underway to build the inner shell of the future emergency exit stairwell, located near Stockton and Jackson Streets. A crew on the mezzanine level of the Union Square/Market Street Station assembles interior cinderblock walls. At Yerba Buena/Moscone station, formwork continues going up to build the next level of a large headhouse ventilation structure adjacent to Clementina Alley. All rail segments have now been placed inside the track crossover cavern, where future light rail vehicles will be able to switch between tracks at Surface, Track, and Systems.

central subway

Central Subway Project Office
530 Bush Street, Suite 400
San Francisco, CA 94108
Email: central.subway@sfmta.com



www.centralsubwaysf.com



www.twitter.com/central_subway



www.facebook.com/centralsubway



www.centralsubwayblog.com



www.youtube.com/municentralsubwaysf



www.flickr.com/municentralsubway

This document is published by the SFMTA and the City and County of San Francisco as a service to individuals and agencies interested in the Central Subway Project. Funding for the Central Subway is made possible through funds provided by the Federal Transit Administration, the State of California, the Metropolitan Transportation Commission and the San Francisco County Transportation Authority.

