


# San Francisco's Current Outlook

## Bay Area Bike Share has been successful to date...

- Pilot program in San Francisco, Redwood City, Palo Alto, Redwood City, San Jose
- Launched in August 2013 with funding from the Air District, MTC, and local cities
- System has exceeded expectations, particularly in San Francisco
  - Over 700,000 Trips Taken
  - Over 1 Million Miles traveled
  - Over 6,000 annual memberships and 50,000 casual memberships purchased
  - Zero fatalities



# Regional Expansion Approved May 2015

- On May 27, 2015, MTC voted to enter into a contract with Motivate (current operator).
- Under contract terms, Motivate will grow the program tenfold **from 700 to 7,000 bikes** in San Francisco, San Jose, Oakland, Berkeley, Emeryville.
- The system will be entirely privately funded, delivered at **no cost to taxpayers**.
- Twenty percent of stations will be placed in MTC-designated **Communities of Concern**.
- **Motivate has the resources to make this vision a reality.** Motivate is operating large-scale bike share systems in NYC, D.C, Chicago, & Boston and helping expand those systems.



# Serve The Public Interest with Bike Share

## Affordable and Equitable transit

- \$149/year or \$15/month
- \$60/year or \$5/month for customers eligible for City equity programs

## Active Transportation

- 30% of D.C bike share members report losing weight.

## Emission and Congestion Reduction

- 25% of D.C members report driving less.

## First / Last Mile

- 97% of Citi Bike riders have a Metrocard and 53% of Citi Bike riders combine bike share with other modes.

## Supports Vision Zero

- Increased population of cyclists

## Commitment to local hiring

- “Green collar” jobs paying at or above living wage, with competitive benefits



# Transformational Regional Growth

**Growing ten-fold from 700 bikes to 7,000 bikes. The Bay Area system will be the largest bike share system per-capita in the country.**

**Phased roll-out over 2016-2017 will bring bike share to new communities.**

## Expansion Schedule

CITY	CURRENT FLEET SIZE	EXPANSION FLEET SIZE	INCREASE
SF	328	4500	+4172
San Jose	129	1000	+871
Oakland	0	850	+850
Berkeley	0	400	+400
Emeryville	0	100	+100
TBD		150	+150





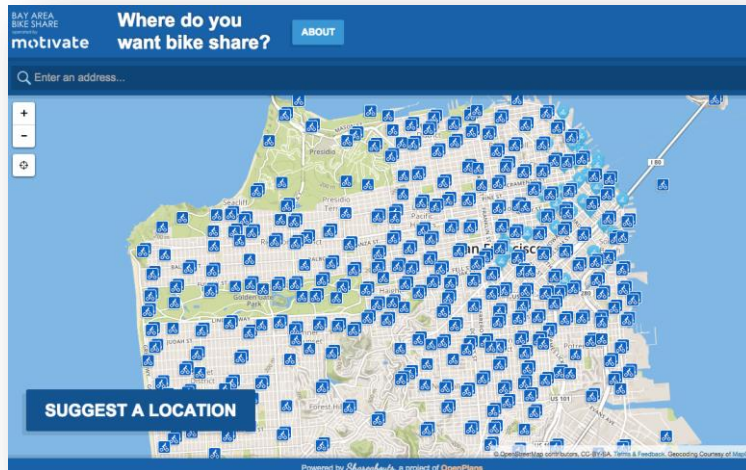
# Participatory Outreach and Sitework

## Engineering & planning analysis determine:

- **Desirability** (eg topography, transit/bike infrastructure)
- **Feasibility** (e.g. sufficient solar, spacing from utilities)

## Community input determines:

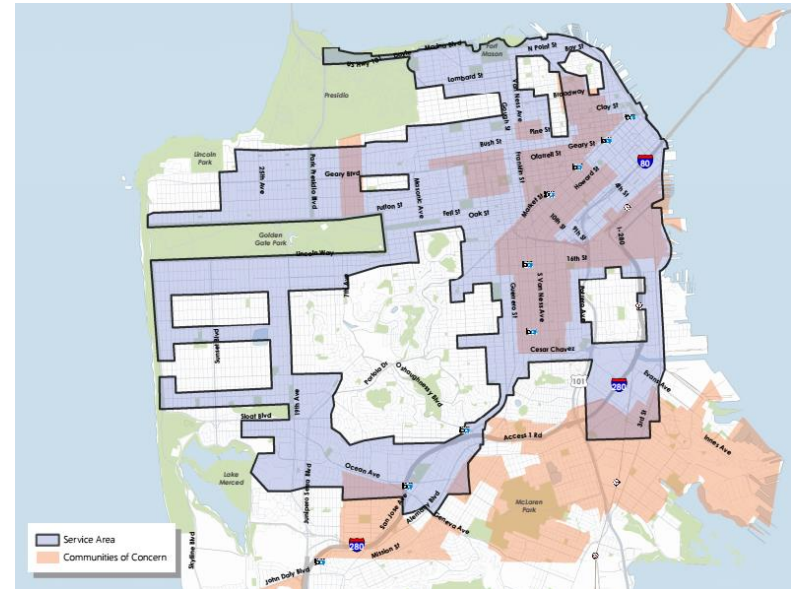
- What locations best serve needs of community?
- Any micro/hyper-local uses that planners might have missed?



Interactive website for public feedback. Public forums to be scheduled.

## Service Area:

- Will include stations in all 7 San Francisco Communities of Concern
- Exact service area outline subject to public outreach process and further review



Directional service area map, subject to ongoing review