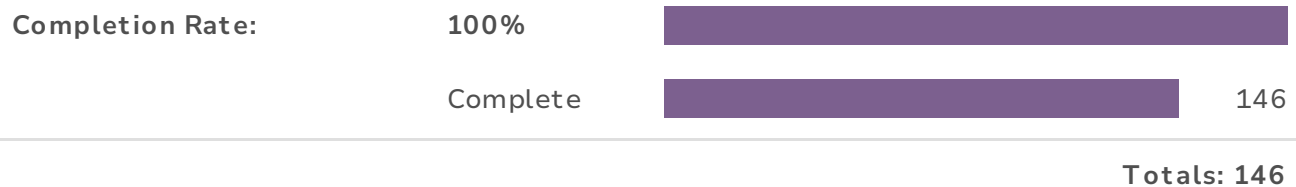


Anza Street Bike Lanes Project Survey Report

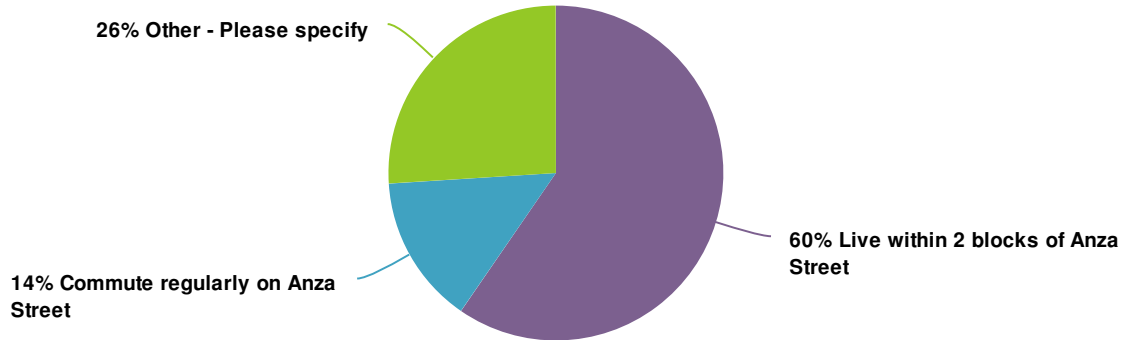
SFMTA received 146 responses from community members on the Anza Street Bike Lanes Project between December 7 - 18, 2020. Results of survey questions 1 - 3 show strong support with approximately 70% of respondents approving designs for both core project and eastern extension.




If you would like to know more about this survey, please send any questions to AnzaBikeLanes@sfmta.com.

Response Counts



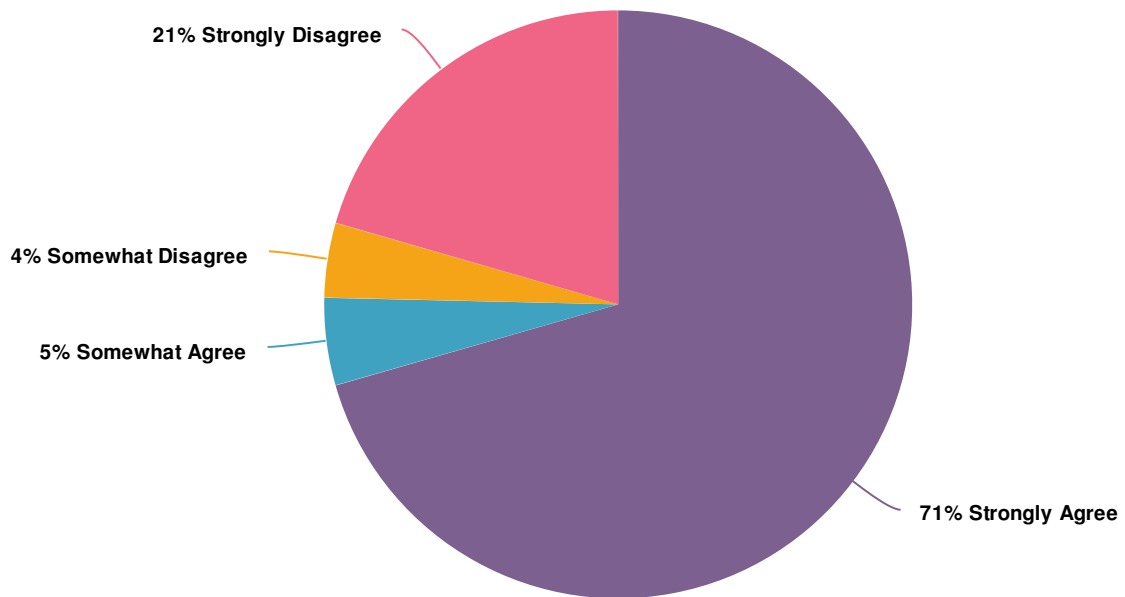
1. What is your interest in Anza Street?



Value		Percent	Responses
Live within 2 blocks of Anza Street		59.6%	87
Commute regularly on Anza Street		14.4%	21
Other - Please specify		26.0%	38

Totals: 146

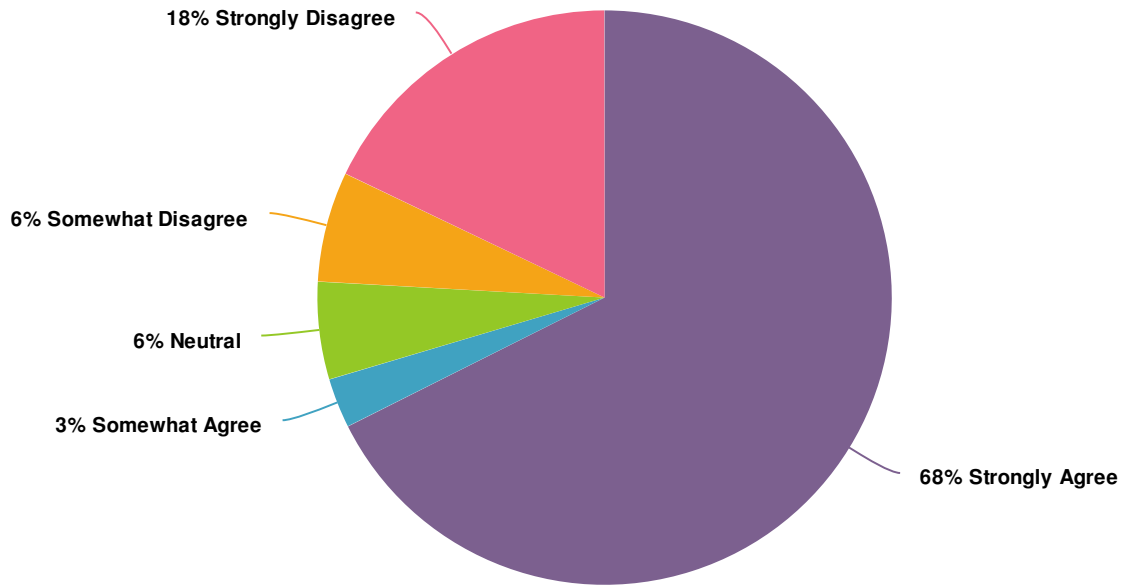
2. Please rate how strongly you agree or disagree with the following statements: I would support having bike lanes installed on Anza Street between Arguello Boulevard and 30th Avenue (Core Project)?








Value	Percent	Responses
Strongly Agree	70.5%	103
Somewhat Agree	4.8%	7
Somewhat Disagree	4.1%	6
Strongly Disagree	20.5%	30

Totals: 146

3. Please rate how strongly you agree or disagree with the following statement: I would support the continuation of bike lanes on Anza Street east of Arguello Boulevard to Masonic Avenue (Eastern Extension)



Value		Percent	Responses
Strongly Agree		67.6%	98
Somewhat Agree		2.8%	4
Neutral		5.5%	8
Somewhat Disagree		6.2%	9
Strongly Disagree		17.9%	26

Totals: 145