

## Transmittal

CS Transmittal No. 2602

**To:** Bernardo Bustamante  
Federal Transit Administration  
San Francisco Federal Building  
90 7th Street, Suite 15-300  
San Francisco, CA 94103-6701

**From:** Nadeem Tahir  
M544.1, CSP

**Project No./Contract No.:**

**Task No./Title:** Cost/Schedule Management

**Project Phase:** Construction

**Date:** October 29, 2020

**Subject:** Monthly Progress Report September 2020

<b>Sent via:</b>	<input type="checkbox"/> mail	<input type="checkbox"/> overnight	<input type="checkbox"/> messenger	<input type="checkbox"/> hand-delivered
	<input type="checkbox"/> fax – No:		<input checked="" type="checkbox"/> email – Address:	<a href="mailto:Bernardo.Bustamante@dot.gov">Bernardo.Bustamante@dot.gov</a>
<b>The following:</b>		<b>For your:</b>		<b>Due date:</b>
<input type="checkbox"/> copy of letter/memo	<input type="checkbox"/> estimate	<input checked="" type="checkbox"/> information/use		N/A
<input type="checkbox"/> minutes/agenda	<input type="checkbox"/> schedule	<input type="checkbox"/> action		
<input checked="" type="checkbox"/> report	<input type="checkbox"/> deliverable	<input type="checkbox"/> review/comment		
<input type="checkbox"/> presentation	<input type="checkbox"/> review comment form	<input type="checkbox"/> response to comment		
<input type="checkbox"/> cd / dvd	<input type="checkbox"/> no review comment form	<input type="checkbox"/> concurrence		
<input type="checkbox"/> specifications	<input type="checkbox"/> review comments	<input type="checkbox"/> incorporation of comments		
<input type="checkbox"/> half-size drawings	<input type="checkbox"/> response to comments	<input type="checkbox"/> verification		
<input type="checkbox"/> full-size drawings	<input type="checkbox"/> concurrence with response	<input type="checkbox"/> signature		
<input type="checkbox"/> sketches/maps/layouts	<input type="checkbox"/> verification of incorporation	<input type="checkbox"/> acceptance/approval		
<input type="checkbox"/> reference material	<input type="checkbox"/> acceptance/approval	<input type="checkbox"/> other		
<input type="checkbox"/> other				

Item No.	Copies	Description	Rev. No.	Date
1	1	Monthly Progress Report (September 2020)	1	10/29/2020

*If enclosures are not as noted, kindly notify us at once.*

**Remarks:** This Monthly Progress Report includes cost and schedule details as appendices.

*Nadeem Tahir*

Nadeem Tahir, P.E.  
Program Director  
NT: dl

cc:


Pete Hankovszky, PMOC ([phankovszky@deainc.com](mailto:phankovszky@deainc.com))  
Luiz Zurinaga, SFCTA ([luis.zurinaga@sfcta.org](mailto:luis.zurinaga@sfcta.org))  
Anna LaForte, SFCTA ([anna.laforte@sfcta.org](mailto:anna.laforte@sfcta.org))  
Maria Lombardo, SFCTA ([maria.lombardo@sfcta.org](mailto:maria.lombardo@sfcta.org))  
Jeffrey Tumlin, SFMTA  
Deanna Desedas, SFMTA  
Carli Paine, SFMTA  
Terrance Fahey, SFMTA  
Mark Liu, SFMTA  
Catherine Luu ([catherine.luu@dot.gov](mailto:catherine.luu@dot.gov))  
Edward Carranza, FTA ([edward.carranza@dot.gov](mailto:edward.carranza@dot.gov))  
Eric Chang, PMOC ([ehch@deainc.com](mailto:ehch@deainc.com))

Kate Breen, SFMTA  
Kathleen Sakelaris, SFMTA  
Leo Levenson, SFMTA  
Eric Stassevitch, CSP  
Joel Goldberg, SFMTA  
Jonathan Rewers, SFMTA  
Julie Kirschbaum, SFMTA  
Joel Ramos, SFMTA  
Ray Tellis, FTA ([ray.tellis@dot.gov](mailto:ray.tellis@dot.gov))  
Lisa Gavin ([lisa.gavin@dot.gov](mailto:lisa.gavin@dot.gov))  
Billy Deeb, AON ([billy.deeb@aon.com](mailto:billy.deeb@aon.com))  
SFCTA project file: [Propk@sfcta.com](mailto:Propk@sfcta.com)

CS File No. M544.1.5.0340.b

## Getting Close to the Finish

Finishes are going up at all stations making it all come together.



## Progress Report

September 2020



SFMTA

This page intentionally left blank

# Table of Contents

<b>Executive Summary</b> .....	5
Key Milestones .....	6
<b>Costs and Schedule</b> .....	7
Costs .....	7
Earned Value Analysis .....	7
Schedule Highlights.....	8
Master Project Schedule .....	12
<b>Contracts &amp; Construction</b> .....	13
Contract 1300 Stations, Surface, Track and Systems.....	14
Work Package1254 Chinatown Station .....	15
Work Package1253 Union Square / Market Street Station .....	19
Work Package1255 Yerba Buena / Moscone Station .....	23
Work Package1256 Systems, Trackwork & Stations .....	27
<b>Program Components</b> .....	30
Community Outreach .....	30
Quality Assurance .....	31
Risk Management .....	34
Program Safety & Security .....	35
Technical Capacity .....	37
Staffing .....	38
Third-Party Agreements and Licenses .....	39
LRV Procurement.....	39
Current Construction Activity and Progress Photos .....	40

## Table of Contents - continued

*See Table of Content page that follows for Cover Photo captions.*

## Appendices


Appendix A: Cost Report.....	A1
Appendix B: Schedule Report.....	B1
Appendix C: Program Overview of Scope and Funding.....	C1
Appendix D: Completed Contracts .....	D1
Appendix E: SBE Participation by Contract (Reported Quarterly).....	E1
Central Subway Project Contact Information.....	E5



**Cover photo:** Powell street BART connection area with finishes in place.

**Above photo:** Surface deck at Rose Pak-Chinatown Station where steel rebar is being prepped for a concrete pour later. Here you can see the finish paneling for the station.

See the Appendix E final page for CS websites hyperlinks and public outreach on line resources. The Project main web site is at: <http://www.centralsubwaysf.com/>



*Concourse Level 1 progress at Rose Pak-Chinatown Station*

## Executive Summary

**Coronavirus Pandemic (COVID 19)** - Coronavirus Pandemic (COVID 19) - On March 17, 2020, the Mayor and the City's Health Office issued a Public Health Order to "Shelter-In Place" in response to the COVID-19 pandemic. While the City continues to observe restrictions from the City's Health Office, the restrictions have been adjusted due to improving conditions. Construction of the Central Subway project continues to progress and Construction Management team continues to monitor progress. The Contractor reported no additional cases for the last several months and all quarantined personnel have returned back to work. The Contractor is following the required protocol to maintain the safety of the work force. The project has determined that these restrictions have some impacts to the project efficiency and schedule. The project has notified our funding partners and will issue a revised Full Funding Grant Agreement requesting extension to the Revenue Service Date (RSD). While the COVID restrictions had been adjusted, the project team continues to only have essential project staff on site to ensure safety of the staff and allow other staff to telecommute. (For additional discussion, please see Safety and Security section on pg. 35)

**Chinatown Station** - Completed installing Escalator 5 & 6 at Upper Mezzanine level. Completed installing fire proofing for Surface level. Completed AWSS piping construction and electrical joint trench for PG&E, Comcast and AT&T. Closed north sidewalk of Washington Street to pedestrian traffic. Continued installing storm, sewer, water piping, refrigerant and fire sprinkler piping at all levels. Continued installing Elevators 1, 2, 3, and 4. Continued street work (minor), monitoring and surveying. Continued AWSS piping construction at intersection of Stockton and Washington Streets.

**Union Square/Market Street Station** - Continued construction, installation and testing of fire alarm, data, phone, overhead fixture and electrical, ceiling panels, light fixtures and controls, EV, CCTV, public announcement system, and pavement renovation at respective levels—Platform Station, North Concourse, South Concourse, and Street/Surface.

**Yerba Buena/Moscone Station** - Delivered and installed kiosk frame and rough-in kiosks at Headhouse Concourse level. Completed terrazzo around escalators and elevator fronts. Installed drain between escalators and ducks at cut/core openings at Platform. Continued installing Elevators and Escalators 3 and 4. Continued installing all systems—conduit, seismic inspection, fire proofing, piling wire and terminating at Station Mezzanine level. Continued gates, benches, metal wall panels, station agent booth and fronts at escalators and elevators at Headhouse Concourse.

**Surface, Track and Systems**— Continued traction power conduit and other electrical conduit installation inside tunnel. Continued tunnel lighting, mini power, OCS hanger and tunnel signage installation. Continued 4th/Brannan platform construction. Continued installation of ATCS and radio system.

Total net incurred costs for the project are \$1,600.72 million, a \$6.66 million increase over last month. The total cost to date has exceeded the total project budget of \$1.578 billion. The project continues to review the overall cost. The current Estimate at Completion (EAC) is projected to be \$1.658B or \$79M above the current budget. The project shows a forecast Revenue Service Date of March 2022. (For additional discussion, please see Costs and Schedule on pg.7)

The Stations Contractors' Safety Reports should show any accidents that may occur during the current month. The rates of work site accident incidents by the man hours worked continue to be below industry standards - see tables on page 36

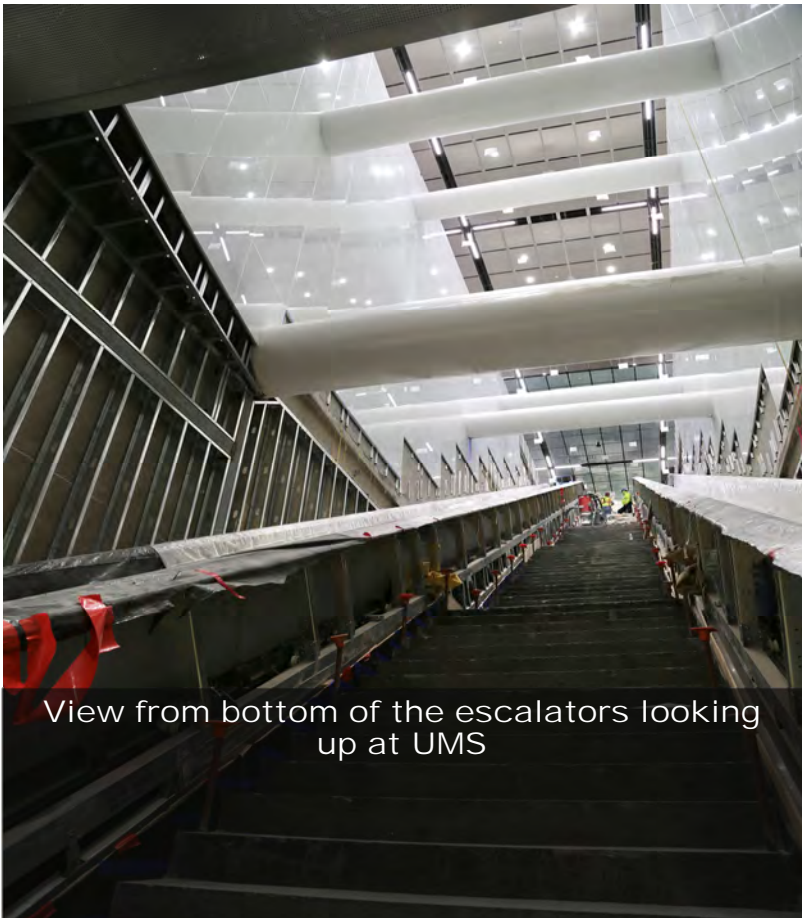
# Key Milestones

## Installation of panels across the staircase at Union Market Square Station




Workers installing the terrazzo staircase at UMS

MILESTONE	DATE EXPECTED
<b>General</b>	
Revenue Service	March 2022
<b>Contract 1300 Stations, Surface, Track, Systems</b>	
Notice to Proceed (NTP 1)	June 17, 2013 (A)
Notice to Proceed (NTP 2)	January 12, 2014 (A)
Substantial Completion	March 31, 2021



View from bottom of the escalators looking up at UMS



Progress in the panel installation at UMS

# Costs and Schedule

## Costs (See Appendix A for Details)

The revised Cost Estimate (CCE) for the Central Subway Project is \$1.601 billion in year of expenditure dollars (\$YOE). The project is working with SFMTA Finance and Grants to identify these additional source of funds to provide for the shortfall. Currently, the project estimates the EAC to be \$1.658B or \$79M above the current budget. The project is working with SFMTA Finance and Grants to identify these additional source of funds to provide for the shortfall. This EAC has not been finalized as additional cost will need to be considered including the potential cost of delay due to the current pandemic crisis. When the EAC is revised and the funds are identified, the team will revise the various cost sheets to reflect the new budget and EAC number along with any impacted appendix. The team anticipates that this will take several report cycles to adjust. The team continues to work with SFMTA Finance and Grants to provide the budget shortfall and SFMTA Finance and Grants have identified additional funds when the agency annual budget is approved by the Mayor.

Total net incurred costs for the project are \$1,600.72 million, a \$6.66 million increase over last month. The cost to date figure reflects expenditures through FAMIS 786 Report (\$1,552.52 million) plus the utilities joint trench Form B Reimbursement payment (\$12.51 million), invoices currently being processed (\$41.44 million) and estimates of outstanding pay requests (credits of \$5.71 million). The revised total project budget has increased from \$1.578 billion to \$1.601 billion due to additional local funds received.

The current funding level to date has already been fully met which includes excess local funds consisting of Operating funds (Customer Information Systems Project) \$13,746,387 , (SSD Facility Main Project) \$5,097,173 and (ERAF MT Building Energy Efficiency Project) \$3,864,546 totaling \$22,708,106 appropriated in September 2020 . The original total project budget of \$1.578 billion has already completed its original funding of the program in July 2020.

The project team will continue to work with our financial partners to ensure that impacts to the project are minimized and the additional funds exceeding the budget will be met.

## Earned Value Analysis

In September 2020 Report, the Preliminary Earned Value Analysis reports is based on the SFMTA September Schedule Update. The Planned Value, Earned Value, Actual Cost, Percent Complete and resulting indexes as follows:

### Preliminary September Earned Value

Overall Budgeted Cost:	\$1,601,008,106
Planned Value:	\$1,593,491,019
Earned Value:	\$1,474,388,295
Actual Cost:	\$1,600,723,759
Schedule Performance Index (SPI):	0.92
Cost Performance Index (CPI):	0.93
Percent Complete:	92.5%

\*September 2020 Notice: The City continues to experience problems that were caused by error and inaccuracy from the transition from FAMIS to Financial System Project (FSP). An updated methodology has been implemented within the financial reporting that will provide more accurate figures for transactions occurring in fiscal year 2021.

As we continue to address these data quality problems through data cleaning, you will continue to see monthly fluctuations as we detect and remove errors and inconsistencies from data in order to improve on the quality of data so that we will be able to report accurate data.



# Schedule Highlights

The Master Project Schedule (MPS) below includes progress through September 2020. The September 2020 Schedule Update submittal from Contract 1300 Contractor was not submitted as the CN1300 Contractor has not provided the updated corrections to their June 2017 through July 2018 Schedule Updates. The Contract 1300 schedule represented in this report is based on the SFMTA September 2020 Schedule Update.

The MPS shows a forecast Revenue Service Date of March 2022 based on a revised assessment of the overall schedule and the current project conditions related to work efficiency due to COVID. The project continues to evaluate this date with potential additional impact from COVID restrictions. The schedule team is assessing the risk with this issue and identifying potential mitigation to reduce the risk to the overall schedule. The Contractor has notified the City that potential delay may have occurred due to the social distancing requirement which is impacting production rates.

Currently we are experiencing day-to-day delays caused by TPC's electrical work in the tunnel impacted by lack of resources and extended approvals of contract modifications related to Radio and Train Control Systems. These issues have impacted TPC's Substantial Completion date, we have mitigated the delay by accelerating rail activation activities. TPC and SFMTA are working to reach scope and cost agreements for these contract modifications as TPC refuses to commence work without an approved Contract Modification. The controlling critical (longest) path of the MPS runs through the electrical activities within the tunnel which are impacting the TPC's Startup and Testing and subsequently the rail activation process. The latest schedule shows the longest path running through the Surface, Tracks and Systems (STS).

SFMTA continues to meet with Contractor to discuss all schedule concerns and comments. TPC has not been able to correctly staff the project which could potentially delay the project. In order to achieve the Baseline work productivity, TPC needs to increase the number of crews assigned to electrical work, allowing concurrent work within the tunnel and stations in order to make this completion date possible. It also requires that the front end portion of ATCS Startup and Testing is performed concurrently with TPC's Startup and Testing followed by ATCS software testing in coordination with SFMTA Operations.

Contract 1300 Contractor submitted fifty-four (54) Schedule Updates from December 2014 to July 2019. SFMTA rejected twenty eight (28) Schedule Updates from January 2016 to April 2016 and June 2016 to July 2018 due to multiple and repetitive issues that vary from incorrect working sequences to unrealistic forecasted completion dates to artificially steering the schedule longest path through certain portions of the project. SFMTA approved as noted December 2014 through December 2015, and May 2016 Schedule Updates. Contractor has been directed to provide a Revised Schedule as required by the overall settlement agreement to maintain the forecasted project completion.

## **Contract 1300 - WP1253 UMS / WP1254R CTS / WP1255 YBM / WP1256 STS:**

The Contractor, Tutor Perini Corporation's (TPC) baseline schedule is incorporated into the master program schedule. The preliminary SFMTA Contract 1300 September 2020 schedule is used within the September Report. The SFMTA Contract 1300 September 2020 schedule is based on the approved baseline schedule logic with adjustments made as mentioned above. The SFMTA will continue to use the SFMTA Contract 1300 schedule update as a forecasting tool going forward until the Contract 1300 Contractor submits an acceptable schedule that addresses all of SFMTA scheduling concerns.



Glass and metal ceiling panels hide utility conduits<sup>8</sup> inside the south concourse ceiling for Union Square/Market Street Station.

## Schedule Highlights - Continued

### **Work Package P-1254R (CTS) has performed the following work this month:**

- Completed installing Escalator 5 & 6 at Upper Mezzanine level
- Completed installing fire proofing for Surface level
- Completed AWSS piping construction at intersection of Stockton/Washington Streets and along Washington Street
- Completed installing GFRC panels at ticketing hall at Concourse level
- Completed construction of electrical joint trench for PG&E, Comcast, and AT&T infrastructure along North sidewalk of Washington Street
- Begin installing terrazzo for Stair 1 at Cavern Platform level
- Begin installing overhead signage along North/South Cavern Platform
- Continued installing steel structure for Station Agent Booth at Concourse level
- Began installing electrical and communication conduits at Station Agent Booth at Concourse level
- Continued pulling service wires at Equipment Room at Underplatform level
- Continued pulling service wires at Main Electrical and Traction Power rooms at Headhouse Platform level
- Continued installing storm, sewer, water piping, refrigerant, and fire sprinkler piping at all levels
- Continued installing GFRC panels at Upper Mezzanine
- Continued installing Elevators 1, 2, 3, and 4 and Stairs 5 and 6
- Continued construction of Plaza roof, walls and stairs
- Begin installing fire proofing for Plaza level
- Continued installing electrical conduits and sprinkler piping at Surface and Plaza levels
- Continued installing HVAC at Surface level; began installing HVAC at Plaza level
- Continued installing GFRC panels at Plaza level
- Continued installing grating at Roof walkways
- Closed north sidewalk of Washington Street to pedestrian traffic
- Began construction of 12" and 8" water lines along Washington Street
- Began tie-in to MRY Manhole 908 at Washington/Stockton intersection for 4" METS conduit
- Continued street work (minor), ongoing monitoring and surveying

### **Work Package P-1253 (UMS) has performed the following work this month:**

Continued construction, installation and testing of the following items:

- Continued Installation of Fire Alarm, Data, Phone at North Entrance.
- Continued application of Anti-graffiti coating on Exposed Piles at Concourse Level.
- Started Installing Advertisement Light box at Concourse Level.

## Schedule Highlights - Continued

- Continued working on Station Agent Booth.
- Continued Installation of Power and Data Outlets at Ellis Entrance.
- Continued Installation of Radiax on all Levels.
- Continued Installation of Pre-Cast Steps and Grinding of Terrazzo on Stair #5.
- Continued Installation of crystallized glass at the Escalator Opening.
- Continued Installation of EV-Fans in Air-Flow Sensor Wire.
- Continued Pull and Termination of the wire for SCADA.
- Continued Installation of Fire Alarm and Strobe at Mezzanine level and IS level.
- Started Installation of the Glazed Wall System on Platform Level.
- Continued Installation of Precast steps at Stair #2.
- Continued Installation of Fire Alarm BPS and Deluge System at South Electrical Room.
- Performed testing of CCTV.
- Performed testing of Public Announcement System.
- Performed testing of EV Dampers.

### **Work Package P-1255 (YBM) has performed the following work this month:**

- Continued working on elevators 3 and 4
- Rough in surface level fixtures at elevators 3 and 4 at Street level
- Installed precast pavers, over block outs and entry to Escalator 3 & 4 at Headhouse Surface level
- Set up plaza area scaffold for ceiling and reset scaffold at area above Stair 7 at Headhouse surface level
- Set up scaffold at North plaza at Headhouse Roof
- Delivered frames, installed door frames and door hardwares at Mezzanine level
- Continued fireproofing ceiling at Headhouse Mezzanine level
- Seismic – torque conduit racks for seismic inspection and branch power- installed disco switches and terminate circ pump at Station Mezzanine level
- Completed terrazzo around escalators and elevator fronts, installed metal wall panels next to Escalator 4, installed south glass of Elevators 3 & 4, frame rated ceiling under escalators and stair #7 at Headhouse Concourse level
- Installed metal wall panels at station agent booth, welded tube on Stair 7 stringers at Headhouse Concourse level.
- Installed gates and benches, pulled fire alarm wire for deluge system, installed rated ceiling under Stair 3 and Escalator 1 and 2 at Platform
- Delivered and installed kiosk frame and rough in kiosks at Headhouse Concourse level
- Tied conduit into tunnel at conduit at expansion joints, extended CCTV PB and telephone PB's to tunnel entry at Platform.

## Schedule Highlights - Continued

**Work Package P-1256 (STS) has performed the following work this month:**

- Continued 4<sup>th</sup>/Brannan platform construction
- Continued axle counter box revisions at 4<sup>th</sup> St. portal
- Continued surface signaling work on 4<sup>th</sup> Street
- Continued traction power conduit and other electrical conduit installation inside tunnel for CCTV, telephone, tunnel lighting, and tunnel electrical power
- Continued traction power cable installation and terminations
- Continued tunnel lighting, mini power, and OCS hanger installation
- Continued installation of ATCS and radio system
- Started fiber system installation
- Continued installation of blast doors at tunnel cross-passages

# Master Project Schedule

Page 1 of 1

Activity ID	Activity Name	Original Duration	Start	Finish	20	21	22	23						
					Q3	Q4	Q1	Q2	Q3	Q4	Q1	Q2	Q3	Q4
<b>CENTRAL SUBWAY PROJECT</b>														
<b>Program Level Milestones</b>														
PJ01000	Central Subway Project Start	3017	03-Jun-03 A	26-Aug-22										
M50100A	Tunnel Excavation Complete - Project Milestone #4A	5202	03-Jun-03 A	31-Mar-22										
M50019	Baseline Finish Date: 12-26-2018	0		05-Sep-14 A										
M50009	CSP Revenue Service Date	0		31-Mar-22*										
<b>Preliminary Engineering Phase</b>														
	Final Design	1661	03-Jun-03 A	07-Jun-10 A										
	Light Rail Vehicles	1611	03-Jun-03 A	17-Jun-13 A										
	Rail Estate	2007	15-Apr-13 A	30-Mar-21										
<b>Construction Phase</b>														
	Construction Support and Costs	3130	01-Aug-08 A	02-Jun-14 A										
	Construction Utility Contract #1 - MOS & Portal CN-1250	3288	04-Jun-10 A	26-Aug-22										
	Construction Utility Contract #2 - UMS CN-1251	3883	04-Jun-10 A	26-Aug-22										
	Construction Tunnels CN-1252	365	04-Jun-10 A	23-May-11 A										
	Construction STS P-1256 ATC'S	643	12-Jun-11 A	15-Oct-12 A										
	Construction STS P-1256 ATC'S	1518	08-Jun-11 A	28-Sep-20										
	Construction STS P-XXXX Radio	1625	20-May-14 A	12-Apr-21										
	Construction CN-1300	195	27-Aug-19 A	04-Jun-21										
	CN-1300 Milestone	2094	03-Jun-13 A	28-Jun-21										
	Construction UMS Station P-1253	2094	17-Jun-13 A	28-Jun-21										
	Construction CTS Station P-1254R	2031	17-Jun-13 A	31-Mar-21										
	Construction YBM Station P-1255	2031	17-Jun-13 A	31-Mar-21										
	Construction STS P-1256	2031	16-Jun-13 A	31-Mar-21										
	Project Start Up	165	30-Mar-21	31-Mar-22										
	Unallocated Contingency	100	30-Mar-21	30-Mar-21										
<b>Program Level Milestones</b>														
	Program Level Milestones													
	Baseline Finish Date: 12-26-2018													
	CSP Revenue Service Date													
	Construction Support and Costs													
	Construction Utility Contract #1 - MOS & Portal CN-1250													
	Construction Utility Contract #2 - UMS CN-1251													
	Construction Tunnels CN-1252													
	Construction STS P-1256 ATC'S													
	Construction STS P-XXXX Radio													
	Construction CN-1300													
	CN-1300 Milestone													
	Construction UMS Station P-1253													
	Construction CTS Station P-1254R													
	Construction YBM Station P-1255													
	Construction STS P-1256													
	Project Start Up													
	Unallocated Contingency													
<b>Summary Schedule - September 2020</b>														
SFMTA Central Subway Project														
Master Project Schedule														
Summary Schedule - September 2020														
Required Revenue Service Date: 26-Dec-18														
Data Date: 26-Sep-20														



*Glass paneling and the ADL ramp at CTS*

## Contracts & Construction

### Construction Contracts In Progress

#### **Contract 1300: Combined Work Packages 1253, 1254, 1255, 1256**

- Contractor: Tutor - Perini Corporation
- Amount: \$941.65 million
- Contract Status: 93.97% complete construction

### Contracts Completed

[See Appendix D](#)

#### **Contract 1250: Moscone Station and Portal Utilities Relocation**

#### **Contract 1251: Union Square/Market Street Station Utility Relocation**

#### **Contract 1277: Pagoda Theater Site Demolition** (Funded separately from the CS Project budget)

#### **Contract 1252: Central Subway Tunneling**

### Contract SBE Participation (Updated Quarterly) [See Appendix E](#)

# Stations, Surface, Track and Systems

Contract 1300 Contractor: Tutor-Perini Corporation

## Description of Work

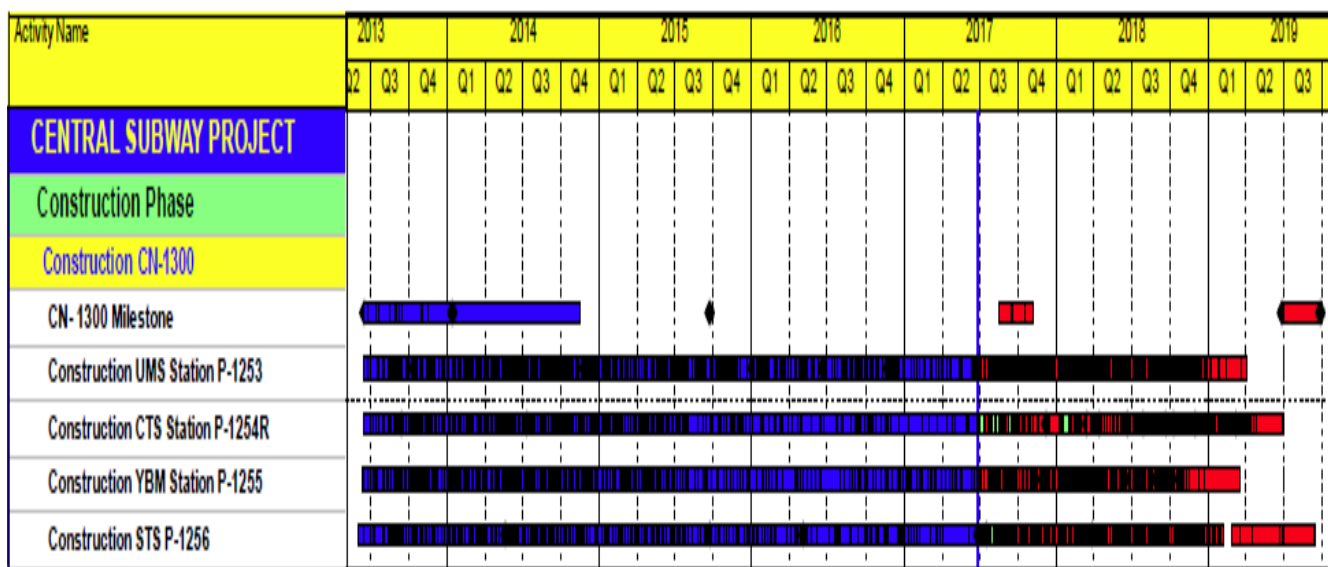
The Contract 1300 scope is to construct the Central Subway's three subway stations, one surface station, construct the 2,000 feet of surface track, and install track and operating systems throughout the new alignment. The separate station and systems work packages are presented in the following pages.

Work includes station finishes, AC and DC substations, elevators, escalators, lighting, emergency ventilation fans, HVAC fire alarm/ suppression/ protection, Cutter Soil Mixing, secant pile bottom up and Sequential Excavation Method construction, settlement monitoring, building protection, connecting to and modifying the BART Powell Street Station, PA, CCTV, signage, installation of fare collection equipment and station start-up and commissioning.

Contract Details	
Contract Awarded:	May 21, 2013
Notice to Proceed:	June 17, 2013
Substantial Completion:	March 31, 2021
Contract Award Value:	\$839,676,400
Modifications to Date (\$):	\$101,974,251
Modifications to Date (Days):	1,052
Current Contract Value:	\$941,650,651

Budget/Expenditures▲	
Current Budget	\$884,347,797
Other Project Offset Credits	\$9,315,269
Expenditures to Date	\$910,031,132

## 1300 Summary Schedule



# Chinatown Station

## Contract 1300 - Work Package 1254R

### Description of Work

This Work Package is to construct one subway station. Includes station finishes, AC and DC Traction Power substations elevators, escalators, lighting, emergency ventilation fans, HVAC fire alarm/ suppression/ protection, slurry wall top-down construction, settlement monitoring, building protection, PA, CCTV, signage, installation of fare collection equipment and station start-up and commissioning.

### Current Work Status

- Completed installing Escalator 5 & 6 at Upper Mezzanine level
- Completed installing fire proofing for Surface level
- Completed AWSS piping construction at intersection of Stockton/Washington Streets and along Washington Street
- Completed installing GFRC panels at ticketing hall at Concourse level
- Completed construction of electrical joint trench for PG&E, Comcast, and AT&T infrastructure along North sidewalk of Washington Street
- Begin installing terrazzo for Stair 1 at Cavern Platform level
- Begin installing overhead signage along North/South Cavern Platform
- Continued installing steel structure for Station Agent Booth at Concourse level
- Began installing electrical and communication conduits at Station Agent Booth at Concourse level
- Continued pulling service wires at Equipment Room at Underplatform level
- Continued pulling service wires at Main Electrical and Traction Power rooms at Headhouse Platform level
- Continued installing storm, sewer, water piping, refrigerant, and fire sprinkler piping at all levels



- Continued installing GFRC panels at Upper Mezzanine
- Continued installing Elevators 1, 2, 3, and 4 and Stairs 5 and 6
- Continued construction of Plaza roof, walls and stairs
- Begin installing fire proofing for Plaza level
- Continued installing electrical conduits and sprinkler piping at Surface and Plaza levels
- Continued installing HVAC at Surface level; began installing HVAC at Plaza level
- Continued installing GFRC panels at Plaza level
- Continued installing grating at Roof walkways
- Closed north sidewalk of Washington Street to pedestrian traffic
- Began construction of 12" and 8" water lines along Washington Street
- Began tie-in to MRY Manhole 908 at Washington/Stockton intersection for 4" METS conduit
- Continued street work (minor), ongoing monitoring and surveying

### Work Expected Next Month

- Complete installing terrazzo for Stair 1 at Cavern Platform level
- Continue installing overhead signage along North/South Cavern Platform
- Complete installing steel structure for Station Agent Booth at Concourse level



# Chinatown Station

- Continue installing electrical and communication conduits at Station Agent Booth at Concourse level
- Complete installing Stair 5 and 6
- Complete pulling service wires at Equipment Room at Underplatform level
- Continue installing overhead conduit at Traction Power rooms at Headhouse Platform level
- Complete pulling service wires at Main Electrical and Traction Power rooms at Headhouse Platform level
- Complete installing storm, sewer, water piping, refrigerant, and fire sprinkler piping at levels 1 to 6
- Continue installing storm, sewer, water piping, refrigerant, and fire sprinkler piping at Surface and Plaza levels
- Complete installing GFRC panels at Upper Mezzanine level
- Complete installing GFRC panels at Crosscut Cavern Arch
- Continue installing Elevators 1, 2, 3, and 4
- Complete construction of Plaza roof, walls and stairs
- Complete installing fire proofing for Plaza level
- Continue installing electrical conduits and sprinkler piping at Surface and Plaza levels
- Complete HVAC installation at Surface and Plaza levels
- Continue construction of electrical joint trench (Fire Alarm Pull) along North sidewalk of Washington Street
- Complete construction of 12" and 8" water lines along Washington Street
- Complete tie-in to MRY Manhole 908 at Washington/Stockton intersection for 4" METS conduit
- Begin construction of 2" PG&E gas line along Washington Street
- Begin tie-in construction for Methodist Church downspouts to sewer main
- Begin restoration of Washington Street and sidewalk
- Continued street work (minor), ongoing monitoring and surveying


## Three Month Look Ahead

- Complete installation of Elevators 1, 2, 3, and 4
- Complete installing mechanical, electrical, plumbing, at Surface, Plaza, and Roof levels at Headhouse
- Complete construction of PCC 50 Chinatown Plaza
- Obtain SFDBI Green tag
- Obtain electrical power from PG&E
- Begin component and system testing
- Abandon dewatering wells on Stockton Street
- Complete traction power conduit installation and OCS at Cavern
- Complete underground utility construction (sewer, domestic water, AWSS) along Washington Street
- Complete street restoration along Stockton Street



Formwork for stair at surface level of Rose Pak-Chinatown Station.

### Station Construction Progress Section



# Chinatown Station Construction Status - Continued

Contract Details	
<b>Contract Awarded:</b>	<b>May 21, 2013</b>
<b>Notice to Proceed:</b>	<b>June 17, 2013</b>
<b>Substantial Completion:</b>	<b>March 31, 2021</b>
<b>Contract Award Value:</b>	<b>\$247,567,810</b>
<b>Modifications to Date (\$):</b>	<b>\$53,634,870</b>
<b>Modifications to Date (Days):</b>	<b>1,052</b>
<b>Current Contract Value:</b>	<b>\$301,202,680</b>

Budget/Expenditures ▾	
<b>Current Budget</b>	<b>\$257,567,811</b>
<b>Other Project Offset Credits</b>	<b>\$6,267,172</b>
<b>Expenditures to Date</b>	<b>\$281,670,765</b>

## CTS Three Month Schedule

Activity ID	Activity Name	2020				2021		
		Sep	Oct	Nov	Dec	Jan	Feb	Mar
CENTRAL SUBWAY PROJECT								
Construction Phase								
Construction CN-1300								
Construction CTS Station P-1254R								
Administrative / Milestones								
Site Work / Utility Relocation								
Demolition								
Concrete/Shotcrete								
Mechanical								
Misc Metal								
Electrical								
Entrance Roof Level								
Surface Level								
Upper Mezz Level								
Lower Mezz Level								
Concourse Level								
Platform Level								
CTS.34.22.210	CTS_PL_Pull Cable & Terminate NB Positive Feeder Box PS03 to PS06 (Traction Pc							
CTS.26.50.230	CTS_PL 06 - Stair 5A: Install - Hang Light Fixtures & Terminate							
CTS.26.50.180	CTS_PL 09 - Aux Comm Rm: Install - Conduit & Devices For Lighting							
CTS.34.22.250	CTS_PL_Pull Cable & Terminate SB Positive Feeder Box PS01 to PS07 (Traction Pc							
CTS.34.22.260	CTS_PL_Pull Cable & Terminate SB Positive Feeder Box PS02 to PS08 (Traction Pc							
CTS.34.2.240	CTS_PL_Pull Cable & Terminate SB Positive Feeder Box PS01 to PS05 (Traction Pc							
CTS.26.50.250	CTS_PL 12 - Train Control Rm: Install - Conduit Back To LMZ Control Rm							
CTS.26.50.200	CTS_PL 17 - Corridor - Install - Conduit & Devices for Lighting							
CTS.34.05.140	CTS_PL_Install Conduit NB Positive Feeder Box PS03 to PS09 (Traction Power)							
CTS.28.31.131	CTS_PL 09 - Aux Comm Rm: Install - Fire Alarm Control Panel - Sector 3							
CTS.28.31.142	CTS_PL 09 - Aux Comm Rm: Install - Fire Alarm Terminal Cabinet - Sector 3							
CTS.26.50.265	CTS_PL 17 - Corridor - Install - Alarms & Card Readers							
CTS.26.50.290	CTS_PL 16 - TP Substation Rm: Install - Conduit & Boxes for Light Switches/Sensor							
CTS.34.22.220	CTS_PL_Pull Cable & Terminate NB Positive Feeder Box PS03 to PS09 (Traction Pc							
CTS.26.50.1075	CTS_PL 09 - Aux Comm Rm: Install - Fire Alarm Raceway							
CTS.28.31.132	CTS_PL 17 - Corridor - Install - Fire Alarm Clean Agent Control Panel							
CTS.34.05.150	CTS_PL_Install Conduit NB Positive Feeder Box PS04 to PS10 (Traction Power)							
CTS.34.22.230	CTS_PL_Pull Cable & Terminate NB Positive Feeder Box PS04 to PS10 (Traction Pc							
CTS.28.31.133	CTS_PL 17 - Corridor - Install - Fire Alarm Preaction Cabinet							
CTS.26.50.1085	CTS_PL 09 - Aux Comm Rm: Install - OCTV Raceway							
CTS.26.50.1115	CTS_PL 09 - Aux Comm Rm: Wire Pulls to - Fire Alarm Cabinets							
CTS.28.20.525	CTS_PL 09 - Aux Comm Rm: Install - Telephone Rack Cabinet - Sector 3							
CTS.26.50.460	CTS_PL 08 - Mens Restroom: Install - Conduit & Boxes For Light Fixtures							

# Union Square/Market Street Station

Contract 1300 Work Package 1253

## Description of Work

This Work Package is to construct one subway station and perform related street work. Includes station finishes, AC and DC traction power, substations elevators, escalators, lighting, emergency ventilation fans, HVAC fire alarm/ suppression/ protection, slurry wall top-down construction, settlement monitoring, building protection, PA, CCTV, signage, installation of fare collection equipment and station start-up and commissioning. This work package also involves reconstruction Street work which includes Geary St, O'Farrell St, Ellis Street and Stockton street from Post Street to

## Current Status This Month

Continued construction, installation and testing of the following items at -

- Continued Installation of Fire Alarm, Data, Phone at North Entrance.
- Continued application of Anti-graffiti coating on Exposed Piles at Concourse Level.
- Started Installing Advertisement Light box at Concourse Level.
- Continued working on Station Agent Booth.
- Continued Installation of Power and Data Outlets at Ellis Entrance.
- Continued Installation of Radiax on all Levels.
- Continued Installation of Pre-Cast Steps and Grinding of Terrazzo on Stair #5.
- Continued Installation of crystallized glass at the Escalator Opening.
- Continued Installation of EV-Fans in Air-Flow Sensor Wire.
- Continued Pull and Termination of the wire for SCADA.
- Continued Installation of Fire Alarm and Strobe at Mezzanine level and IS level.
- Started Installation of the Glazed Wall System on Platform Level.



- Continued Installation of Precast steps at Stair #2.
- Continued Installation of Fire Alarm BPS and Deluge System at South Electrical Room.
- Performed testing of CCTV.
- Performed testing of Public Announcement System.
- Performed testing of EV Dampers

## Work Expected Next Month

Continued construction, installation and testing of the following items at -

- Install Precast Terrazzo threads at Stair #1.
- Continue Installation of Radiax.
- Continue application of Anti-graffiti Coating on Exposed Piles at Concourse Level.
- Continue Installation of Crystallized Glass at the Escalator Opening.
- Continue working on Station Agent Booth.
- Continue grinding of Terrazzo at Stair #5.
- Start painting Whale and Conduits at Platform level.
- Start the Installation of Light Fixtures at

# Union Square/Market Street Station

## *Contract 1300 Work Package 1253*

Concourse Level Sector 6A.

- Start installation of guard Rails near EV Dampers.
- Saw Cutting for Door PL 11B and PL12B at Platform Level sector 5

O'Farrell and Stockton Street.

- Traffic cabinets.
- OCS Installation.
- Installation of traction conduits.

### Three Month Look Ahead


Completion of the following:

- All structural concrete work.
- Stairs, elevators and escalators.
- Ceiling panels.
- Emergency lighting at tunnel tie-in on platform level.
- CCTV/Communication at tunnel tie-in on platform level.
- Station Agent Booth.
- Application of Anti-graffiti.

Continued construction / begin installation and testing of the following:

- Fireproofing.
- Terrazzo flooring and stairs.
- Glass wall panels.
- Artwork on concourse and platform level.
- Light fixtures and controls at Ellis Entrance.
- Fire Alarm/ PA/ Security System.
- Overhead plumbing, fire protection piping and overhead fixture and electrical.
- Frames and pressurized doors at intermediate strut level.
- Access controls.
- HVAC and EV startup and testing.
- Power and Lighting startup and testing.
- Fire Alarm /PA / Security System startup and testing.
- Permanent PG&E historic streetlights at

### Station Excavation and Construction Progress Section

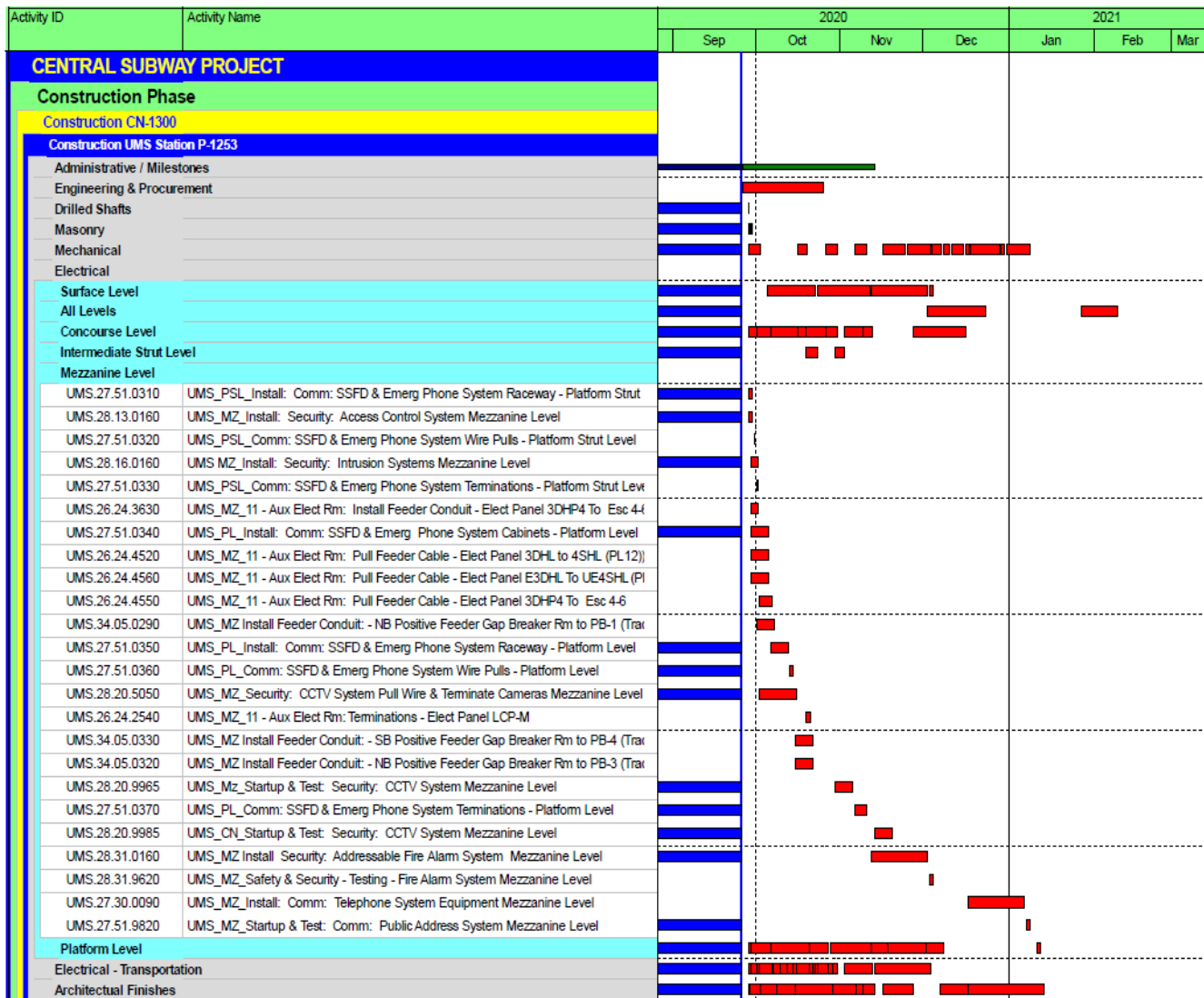


# Union Square Market Street Station Construction - Continued

Contract Details	
Contract Awarded:	May 21, 2013
Notice to Proceed:	June 17, 2013
Substantial Completion:	March 31, 2021
Contract Award Value:	\$294,030,590
Modifications to Date (\$):	\$9,731,219
Modifications to Date (Days):	1,052
Current Contract Value:	\$303,761,809

Budget/Expenditures ▲	
Current Budget	\$314,030,590
Expenditures to Date	\$300,615,019

## UMS Three Month Schedule



# Yerba Buena/Moscone Station

## Contract 1300 - Work Package 1255

### Description of Work

This Work Package is to construct one subway station. Includes station finishes, AC and DC Traction Power substations elevators, escalators, lighting, emergency ventilation fans, HVAC fire alarm/ suppression/ protection, slurry wall top-down construction, settlement monitoring, building protection, PA, CCTV, signage, installation of fare collection equipment and station start-up and commissioning.

### Current Status

- Continued working on elevators 3 and 4
- Rough in surface level fixtures at elevators 3 and 4 at Street level
- Installed precast pavers, over block outs and entry to Escalator 3 & 4 at Headhouse Surface level
- Set up plaza area scaffold for ceiling and re-set scaffold at area above Stair 7 at Headhouse surface level
- Set up scaffold at North plaza at Headhouse Roof
- Delivered frames, installed door frames and door hardwares at Mezzanine level
- Continued fireproofing ceiling at Headhouse Mezzanine level
- Seismic – torque conduit racks for seismic inspection and branch power- installed disco switches and terminate circ pump at Station Mezzanine level
- Completed terrazzo around escalators and elevator fronts, installed metal wall panels next to Escalator 4, installed south glass of Elevators 3 & 4, frame rated ceiling under escalators and stair #7 at Headhouse Concourse level
- Installed metal wall panels at station agent booth, welded tube on Stair 7 stringers at Headhouse Concourse level.
- Installed gates and benches, pulled fire alarm wire for deluge system, installed rated ceiling



- under Stair 3 and Escalator 1 and 2 at Platform
- Delivered and installed kiosk frame and rough in kiosks at Headhouse Concourse level
- Tied conduit into tunnel at conduit at expansion joints, extended CCTV PB and telephone PB's to tunnel entry at Platform.

### Work Expected Next Month

- Install Metal along 'E' line and continue installing pavers at 4<sup>th</sup> and Clementina
- Install Handrails at Ingress/Egress Stair 2, 3,5,7 & 8 Install piping under platform stair 3.
- Install Runnels and terrazzo steps at Ingress/Egress stair 7
- Continue completing Escalator 3 and 4
- Install glass at North face elevator 3 & 4, Art glass, Precast pavers, Fascia and Soffit at 'G' line and Plaza area, Permanent fencing at South area, and Install glass at PDS sign at Headhouse Surface level.



# Yerba Buena/Moscone Station

## Contract 1300 - Work Package 1255

- Raise sprinkler mains in Ceilings at Headhouse Surface level.
- Install roof coping, Roof fascia, Ceiling metal panels and Install Coiling door grille.
- Raise piping, Rough in ceiling and complete coping at Headhouse roof.
- Install doors and paint doors, frames at Headhouse Mezzanine level
- Remove all scaffold and Install South face glass of elevator 3 & 4 at Headhouse Concourse level
- Frame rated ceiling under Escalators and stair #7 and Fireproof ceilings
- Install Boxes and conduit for data boxes and wire mold for receptacles at the SA Booth Concourse Level
- Rough in Ticketing Hall Kiosk and SCADA terminations at Concourse Level.
- Line up and bolt down traction power gear and install bus duct at Headhouse invert level.
- Install benches and Gates at Platform
- Tie conduit into tunnel conduit at the expansion joints, Extend CCTV PB and Telephone PB's to tunnel entry at platform.
- Tape drywall and Install C Channel at Beam room at Platform.
- Install benches, rough in FSD, torque conduit racks, fire alarm pull wire and kiosk frames at Platform
- Remove all scaffold and Install South west glass of elevator fronts at Headhouse Concourse level
- Continue installing doors and Hardware's
- Install benches, Rough in FSD's, Torque Conduit racks, FA-Pull fire alarm wire, and Deliver and install kiosk frames at platform
- Continue interior finishes on Mezzanine & Concourse Levels within Station Box
- Continue installation of sculpture at Surface level
- Complete installation of Artwork in Headhouse Concourse
- Complete installation of Elevators 3 and 4
- Complete installation of Escalators 3 and 4
- Complete Finish grinding of Platform and Concourse Station Terrazzo Floors
- Complete installation and finish grinding of Concourse Headhouse Terrazzo Floor
- Complete Platform Kiosks
- Complete Station Agent Booth
- Complete Surface Plaza Area
- Complete Systems Start up and Acceptance Testing
- AT&T – Pull in wires to all building levels. Set trim and terminate devices
- Complete FA system
- Set trim and terminate devices – Test
- Complete CU equipment connect and testing

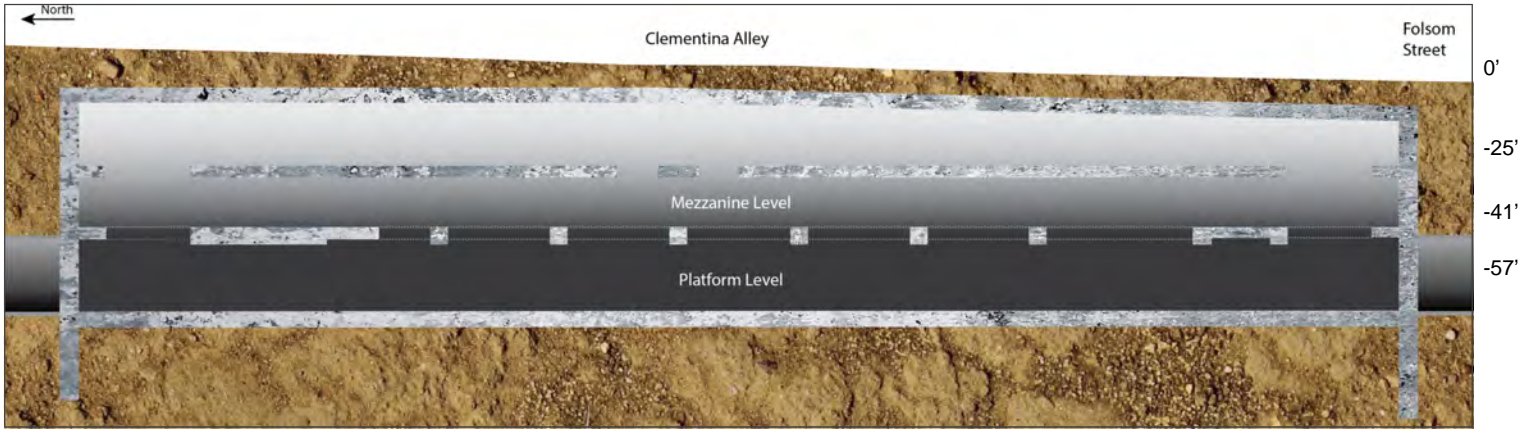
### Three Month Look Ahead

- Install Handrails at Ingress/Egress Stair 2, 3,5,7 & 8 Install piping under platform stair 3.
- Install Runnels and terrazzo steps at Ingress/Egress stair 7
- Install Ceiling metal panes and Install Coiling door grille at Headhouse roof

### Station Excavation and Construction Progress Section

North


South



West

4th St.

East



# Yerba Buena Moscone Station Construction - Continued

## Contract Details

Contract Awarded:	May 21, 2013
Notice to Proceed:	June 17, 2013
Substantial Completion:	March 31, 2021
Contract Award Value:	\$158,089,000
Modifications to Date (\$):	\$4,552,316
Modifications to Date (Days):	1,052
Current Contract Value:	\$162,641,316

## Budget/Expenditures ▲

Current Budget	\$163,089,000
Other Project Offset Credits	\$415,331
Expenditures to Date	\$160,126,889

## YBM Three Month Schedule

Activity ID	Activity Name	2020				2021		
		Sep	Oct	Nov	Dec	Jan	Feb	Mar
<b>CENTRAL SUBWAY PROJECT</b>								
<b>Construction Phase</b>								
<b>Construction CN-1300</b>								
<b>Construction YBM Station P-1255</b>								
Concrete/Shotcrete								
Electrical								
Electrical - Transportation								
Platform Level								
YBM.34.42.0165	Install Train Control Equipment - TCS/TCU Room							
Under Platform Level								
YBM.34.21.1095	YBM_IV 302 - Traction Power Rm: Set & Assemble - DC Switchgear							
YBM.34.21.1185	YBM_IV 302 - Traction Power Rm: Install - AC Control Cable Tray							
YBM.34.21.1065	YBM_IV 302 - Traction Power Rm: Install - Auxiliary Panel K02							
YBM.34.21.1085	YBM_IV 302 - Traction Power Rm: Install - Supervisory Panel SV01							
YBM.34.22.0330	YBM_IV 302 - Traction Power Rm: Pull - Traction Power Cables Pullbox B-01 To PS1							
YBM.34.21.1175	YBM_IV 302 - Traction Power Rm: Install Conduit Between AC & DC Switchgear							
YBM.34.22.0340	YBM_IV 302 - Traction Power Rm: Pull - Traction Power Cables Pullbox B02 To PS01							
YBM.34.21.1195	YBM_IV 302 - Traction Power Rm: Pull & Terminate Power Cable Between AC & DC							
YBM.34.21.1145	YBM_IV 302 - Traction Power Rm: Install - DC Control Cable Tray							
YBM.34.21.1075	YBM_IV 302 - Traction Power Rm: Install - Annunciator Panel K01							
YBM.34.22.0360	YBM_IV 302 - Traction Power Rm: Pull - Traction Power Cables Pullbox B-01 To PS1							
YBM.34.22.0370	YBM_IV 302 - Traction Power Rm: Pull - Traction Power Cables PS06 to PS02							
YBM.34.21.1105	YBM_IV 302 - Traction Power Rm: Install - Supervisory Control Cable Tray							
YBM.34.22.0380	YBM_IV 302 - Traction Power Rm: Pull - Traction Power Cables Pullbox B02 To PS01							
YBM.34.21.1165	YBM_IV 302 - Traction Power Rm: Terminations - DC Switchgear							
YBM.34.21.1235	YBM_IV 302 - Traction Power Rm: Pull Wire - DC Control							
YBM.34.22.0390	YBM_IV 302 - Traction Power Rm: Pull - Traction Power Cables PS01 to PS04							
YBM.34.21.1125	YBM_IV 302 - Traction Power Rm: Install - Negative Feeder Cable Tray							
YBM.34.21.1205	YBM_IV 302 - Traction Power Rm: Pull & Terminate AC Control Cable							
YBM.34.21.1245	YBM_IV 302 - Traction Power Rm: Terminate - DC Control							
YBM.34.21.1255	YBM_IV 302 - Traction Power Rm: Pull Cable - Negative Feeder							
YBM.34.21.1115	YBM_IV 302 - Traction Power Rm: Pull & Terminate - Supervisory Control Cable							
YBM.34.21.1265	YBM_IV 302 - Traction Power Rm: Terminations - Negative Feeder (By 1256)							
Conveyances								
Startup & Testing								
No 13-Disp								
Surface Level								
All Levels								
Concourse Level								
Mezzanine Level								
Platform Level								

# Systems, Trackwork, & Surface Station

## Contract 1300 - Work Package 1256

### Description of Work

This Work Package is to construct one Surface Station. Includes light rail track and systems, track invert, track safety walkways; light rail track and systems constructed on the 2,000 foot surface for the alignment from the tunnel portal, south to the tie-in to the existing Muni T-Line at Fourth and King Streets; and the surface Fourth and Brannan Street (FBS) Station.

### Current Status

- Continued 4<sup>th</sup>/Brannan platform construction
- Continued axle counter box revisions at 4<sup>th</sup> St. portal
- Continued surface signaling work on 4<sup>th</sup> Street
- Continued traction power conduit and other electrical conduit installation inside tunnel for CCTV, telephone, tunnel lighting, and tunnel electrical power
- Continued traction power cable installation and terminations
- Continued tunnel lighting, mini power, and OCS hanger installation
- Continued installation of ATCS and radio system
- Started fiber system installation
- Continued installation of blast doors at tunnel cross-passages

### Work Expected Next Month

- Continue 4<sup>th</sup>/Brannan platform construction
- Continue axle counter box revisions at 4<sup>th</sup> St. portal
- Continue surface signaling work on 4<sup>th</sup> St.
- Continue traction power conduit and other electrical conduit installation inside tunnel for CCTV, telephone, tunnel lighting, and tunnel electrical
- Continue traction power cable testing, in-



- stallation and terminations
- Continue tunnel lighting, mini power, OCS hanger, ATCS, and radio system installation
- Continue fiber system installation
- Continue installation of blast doors at tunnel Cross-passages

### Three Month Look Ahead

- Complete OCS/street light pole installation
- Continue OCS support/wire installation in tunnel and on 4<sup>th</sup> Street
- Continue 4<sup>th</sup>/Brannan platform construction
- Continue axle counter box revisions at 4<sup>th</sup> St. portal
- Continue surface signaling work on 4<sup>th</sup> St.
- Continue traffic signal work on 4<sup>th</sup> St.
- Continue street lighting work on 4<sup>th</sup> St.

# Systems, Trackwork, & Surface Station

## *Contract 1300 - Work Package 1256*

- Start FDC installation near 4<sup>th</sup> St. portal
- Continue electrical conduit installation inside tunnel for CCTV, telephone, tunnel lighting and tunnel electrical
- Continue tunnel lighting, mini power, OCS hanger, ATCS, and radio system installation
- Continue installation of blast doors at tunnel Cross-passages
- Continue pulling traction power feeder cables on surface
- Continue train case fabrication and testing for 4<sup>th</sup>/King and Bluxome Crossover
- Complete surface signaling to existing system at 4<sup>th</sup>/King
- Continue fiber system installation

# Systems, Trackwork, & Surface Station Construction - Continued

Contract Details	
Contract Awarded:	May 21, 2013
Notice to Proceed:	June 17, 2013
Substantial Completion:	March 31, 2021
Contract Award Value:	\$139,989,000
Modifications to Date (\$):	\$34,055,845
Modifications to Date (Days):	1,052
Current Contract Value:	\$174,044,845

Budget/Expenditures	
Current Budget	\$149,660,396
Other Project Offset Credits	\$2,632,766
Expenditures to Date	\$167,618,459

## Systems, Track and Surface Station Three Month Schedule

Activity ID	Activity Name	2020				2021		
		Sep	Oct	Nov	Dec	Jan	Feb	Mar
<b>CENTRAL SUBWAY PROJECT</b>								
<b>Construction Phase</b>								
<b>Construction CN-1300</b>								
<b>Construction STS P-1256</b>								
	Concrete/Shotcrete							
	Tunnel Concrete							
	Electrical							
	Chinatown Station							
	Union Square Station							
	Moscone Station							
	Fourth/King Intersection							
	Fourth Street							
	Fifth Street							
	Fourth/Brannan Station							
	Harrison St							
	Bryant St							
	Brannan St							
	Townsend St							
	HeadHouse							
	North Concourse - Stockton St							
	Northbound Tunnel or Trackway							
STS.34.42.0510	STS_Install: Train Control - ATSC Entry Point Signage - Portal							
STS.34.42.0900	STS_Install: Train Control - ATSC Entry Point Signage - Moscone Station							
STS.34.42.2270	STS_Install: Train Control - Train Control Conduit - & JB's NB Portal To Moscone							
STS.34.42.1270	STS_Install: Train Control - ATSC Entry Point Signage - Union Square Station							
STS.34.42.1640	STS_Install: Train Control - ATSC Entry Point Signage - Chinatown							
STS.26.05.1480	STS_Install: Tunnel Electrical - Electrical Lighting Conduit & JB's - NB Chinatown to P							
STS.26.05.1560	STS_Install: Tunnel Electrical - Lighting Fixtures - NB Chinatown to North Limits							
STS.34.42.0500	STS_Install: Security - NB Portal Intrusion Devices							
STS.34.42.0480	STS_Install: Train Control - Axle Counter Electronics Boxes/Track Heads NB Portal to							
STS.34.42.0490	STS_Install: Train Control - Remote Feed Boxes- NB Portal to Moscone							
STS.34.42.0880	STS_Install: Train Control - Remote Feed Boxes- NB Moscone to Union Square							
STS.34.42.1260	STS_Install: Train Control - Remote Feed Boxes- NB Union Square to Chinatown							
STS.34.42.2370	STS_Install: Train Control - Train Control Pull ATSC Wire & Cable NB Portal To Mosco							
STS.34.42.0410	STS_Install: Train Control - Train Control Signals - NB Portal to Moscone							
STS.34.420.870	STS_Install: Train Control - Axle Counter Electronics Boxes/Track Heads- NB Moscon							
STS.34.23.1230	STS_Install: Tunnel Electrical - OCS Catenary Hangers - NB Union Square to Chinat							
STS.34.42.2260	STS_Install: Train Control - Train Control Conduit - & JB's NB Moscone to Union Sq.							
STS.34.23.1940	STS_Install: Tunnel Electrical - OCS Steady Arm Assemblies - NB Moscone to Unio							
STS.34.23.1860	STS_Install: Tunnel Electrical - OCS Wires, Spacers, Insulators - NB Portal To Mosco							
STS.26.05.2000	STS_Install: Tunnel Electrical - Emerg Tel/SFFD Tel/Blue Lights - NB Chinatown to N							
STS.34.23.1220	STS_Install: Tunnel Electrical - OCS Elastic Arm Assemblies - NB Union Square to C							

# Program Components

## Community Outreach

### **Outreach public information, events and presentations for September 2020 include:**

- Conducted virtual Chinatown Merchants Meeting
- Conducted virtual Chinatown Station Community Meeting
- Ongoing outreach to merchants and residents by email and social media
- Produced quarterly construction update video and other multimedia content
- Responded to constituent complaints and questions
- Preparation and dissemination of construction notices

### **Outreach in Support of Mitigation and Monitoring**

- Team members participated in weekly teleconference meeting to address neighborhood concerns
- Weekly photo documentation of project work and editing
- Weekly construction update emails sent to list of approximately 700 residents and stakeholders

### **No Media coverage**

# Quality Assurance

Quality Assurance monthly activity of oversight, surveillance, audits, proactive feedback and QA records actively involves the Project construction management staff, the resident engineers, the prime construction contractor and their subcontractors.

## **Stations and Systems Contract CN1300 Quality Assurance Monitoring Activities**

Project Quality Assurance performs the following activities to ensure that the quality program complies with project quality requirements:

- QA observation of all work in progress for all work packages
- QA observations of QC inspection, testing and documentation by Smith Emery for all work packages
- QA observation of station construction at CTS, UMS, and YBM
- QA observation of STS invert and plinth concrete placement and track installation
- QA observation of STS rail preparation and installation
- QA review of TPC's Quality Control (QC) Daily Inspection Reports posted to project records CM13 which includes TPC's Specialty Subcontractor's QC checklists, associated documentation and Smith Emery inspection and testing reports provided by TPC's subcontractor that provides laboratory and inspection services – including special inspections required for the City of San Francisco's Department of Building Inspection (DBI) for all permitted work
- QA participation in definable feature of work preparatory and initial phase meetings as scheduled by the contractor's QC manager
- QA participation in Weekly Work Package Progress Meetings for STS, YBM, UMS and CTS
- QA participation in Monthly Project Risk Mitigation, Safety and Security, and weekly Construction Management Board (CMB) meetings as scheduling constraints allow

## **Document comment and review:**

- QA staff reviews quality related submittals, other submittals and Requests for Information (RFIs) as needed and requested to support the RE's and CM administration of the Quality Assurance Program
- QA staff performs random checks of the Contractor's independent field inspection and testing laboratory reports and results as provided by the Contractor's testing laboratory
- Contractor Non Conformance Reports (CNCR) Status as indicated in the TPC QC CNCR Log:
  - ◇ Initial: 10 CNCRs are currently posted to the CNCR Log as INITIAL entries. (The Contractor is required to generate a CNCR within 24 hours of becoming aware of what appears to be nonconforming work).
  - ◇ Dispositioned (not acceptable): 29 CNCRs are currently posted to the CNCR Log as DISPOSITIONED (NOT ACCEPTABLE) and have been returned to the Contractor because the RE's review of the Contractor's proposed disposition determined that the proposed disposition is not appropriate and must be revised).
  - ◇ Dispositioned: 7 CNCRs are currently posted to the CNCR Log as DISPOSITIONED and are being reviewed by associated SFMTA RE to verify that the Contractor's proposed dis-



# Quality Assurance - Continued

position is appropriate.

- ◇ Approved: 30 CNCRs are currently posted to the CNCR Log as APPROVED because the suggested REPAIR dispositions have been approved and the CNCRs will remain open until the approved REPAIR procedure is performed
- ◇ Closed: 423 CNCRs are currently posted to the CNCR Log as CLOSED.
- ◇ Voided: 53 CNCRs are currently posted to the CNCR Log as VOIDED (subsequent evaluation of the INITIAL CNCRs determined that a CNCR is not warranted)
- ◇ 552 CNCRs are currently posted to the CNCR Log
- ◇ 76 CNCRs are currently posted to the CNCR Log as OPEN

## **Notice of Non-compliance (NCN):**

- Project QA has issued 34 NCNs

## **Audits:**

- Previously, Project QA performed an audit of the Contractor's compliance with specified requirements for Project Coordination and Management Staff. The audit resulted in five findings and five Corrective Action Requests. These findings remain open
- During this period, Project QA initiated an audit of the Contractor's compliance with document control and quality records requirements for the period

## **QA Issues:**

- The Contractor is required to provide a Quality Control (QC) Daily Inspection Report. No reports were provided during this period.
- The Contractor is required to submit a revised Quality Control Program anytime there are changes to the program. In June, the Contractor was asked to submit a revised plan. The Contractor has not submitted a revision.
- The Contractor does not currently have the required number of QC staff. Four (4) full-time Assistant Contractor Quality Managers are required by Contract. Currently there are three vacancies
- The Contractor does not have a QC manager on the site at all times during construction as required by contract
- The Contractor continues to perform work in some instances prior to receipt of approved required submittals (including product information, coordination and shop drawings) and RFIs with or without knowledge of the Contractors QC or responsible production supervision. This presents potential risk.

## **QA Concerns:**

- The contractor continues to furnish and install OCS poles without meeting prerequisite certification requirements. Project QA issued STS NCN 003. The Contractor has not responded to the NCN
- The Contractor continues to VOID CNCRs without demonstrating that the work meets Contract requirements
- The Contractor is not identifying all nonconforming work as required by contract
- The Contractor continues to perform CNCR repairs prior to receiving approval of the proposed re-

## Quality Assurance - Continued

pair procedures

- The untimely identification and mitigation (SFMTA approval) of “last minute items” remains an ongoing challenge to all involved and often generates nonconforming work. Project quality has not suffered to date; however the aforementioned concern remains
- Project schedule compression demands disrupting RE, design staff priorities, and work flows as mentioned above; quality has not suffered but the concern remains
- CNCR 354, which documents that standard strength and not high strength 115 RE rail has been furnished and installed by Tutor Perini Corporation (TPC) the C1300 Contractor. CNCR 354 was dispositioned as Use-As-Is and was then rejected by SFMTA and returned to TPC QC to address the requirements of 34 11 14 *Rail*. SFMTA wrote a letter to TPC directing the removal of the non-conforming rail. SFMTA QA was informed by TPC’s Project Manager that CNCR 354 would be voided. SFMTA QA’s concern is that that CNCR 354 was voided by TPC perceived ambiguities in the contract documents without consideration of other contract document requirements. Non-compliance Notice NCN STS-001 was issued, directing TPC to reinstate CNCR 354. The CNCR has not been reinstated. This issue is being closely monitored by SFMTA

### **Program QA Practices Implemented:**

- Close-out of Corrective Action Requests: Close outs continued as required from Quality Assurance staff’s audits, surveillances and PMOC quarterly reviews. The status is tracked in the Corrective Action Log that is available to the project team and the FTA PMOC
- Project QA continues to hold weekly meetings with the Resident Engineers, Assistant Resident Engineers, and QA inspectors of all stations to review project quality assurance procedures and requirements and to discuss contractor quality control requirements

## Risk Management

A Risk Mitigation Management Meeting took place on Tuesday September 1, 2020. The members of the Risk Assessment Committee will reconvene at a later date to review the top risks item in accordance with the risk summary sheet, which have been given a rating by the Committee of six and above. The Committee will discuss impacts of COVID 19 to the risk management of the program.

COVID 19 related impacts to the project are continually being monitored and updated by the risk owner under Risk item No. 112 - Major Safety Event Halts Work. Currently, thirty-four (34) construction risks, two (2) revenue service risk and one (1) remaining requirement risk, are being tracked on the Project's Risk Register; in addition to, establishing strategies for mitigation and evaluating potential unforeseen issues or conditions.

The Committee will continue to follow risks and risks will be monitored and statuses updated with the use of the risk mitigation status sheets, providing monthly updates by the Risk owner to demonstrate the assigned mitigation strategy is being implemented. The program will provide FTA and other funding partners with a revised Full Funding Grant Agreement (FFGA) which will adjust the current Revenue Service Date (RSD) based on the analysis of the current risk, schedule, and cost. The program notified FTA at the last Quarterly meeting with the updated FFGA and schedule. The program has completed validating the program risks and issued risk analysis as part of the request to extend the FFGA Revenue Service Date (RSD) and adjusted cost in compliance with FFGA requirements to ensure that the program has sufficient schedule and cost contingency.

### Top Risks

Risk #	Risk Description	Risk Rating	Contract Phase
255	Water leaks at YBM station, including water in conduits to both electrical room and TP room	10	YBM
251	Physical activities missing (not defined) in the schedule / identify activities of undefined scope	8	STA
205	Prolong period of CMod's creates additional cost/causes bad blood between Resident Engineer and Contractor	8	STA
257	Systems Test Integration between components does not work; fails	8	RS
253	Do not have adequate (subcontractor) resources defined to perform the work to meet schedule performance	6	STA
238	Quality Program is ineffective in processing the nonconformance items causing schedule impacts	6	STA
229	CN1300 System Acceptance Testing takes a prolonged amount of time	6	STA
230	SFMTA Commissioning Coordination (inaccurate time for coordination or participation from Muni Ops)	6	STA
261	Internal Staffing Resource Issue	6	GEN
254	CPUC Field Certification - Not having enough staff to certify the work may slow down the process	6	STA

## Program Safety & Security

On March 17, 2020, the Mayor and the City's Health Office issued a Public Health Order to "Shelter-In Place" in response to the COVID-19 pandemic. While the City continues to observe restrictions from the City's Health Office, the restrictions have been adjusted due to improving conditions. The Contractors have implemented a revised site Safety and security plans to incorporate various requirements of the order. Construction of the Central Subway project continues to progress and Construction Management team continues to monitor progress and to monitor the Contractor and Subcontractors compliance with the site safety plan.

The Contractor reported no additional cases for the last several months and all quarantined personnel have returned back to work. The impacted labor forces are within several trade groups. The primary impacted area is the electrician trade from Fisk and Abbott. The other impacted subcontractor is BEST which is providing water sealing effort at YBM Station. Safety and CM team continues to monitor these cases to ensure compliance with the Safety and Security protocols. CM team has added additional resources to monitor these cases along with others that are identified. The schedule team continue to monitor impacts to the production rate with these reported cases. The project has determined that these restrictions have some impacts to the project efficiency and schedule.

The San Francisco Municipal Transportation Agency is committed to the highest practical level of safety and security standards and practices in the public transit industry. The Safety and Security Management Plan (SSMP) components are reported on below as appropriate including, Safety and Security Committee, the Fire Life Safety and Security Committee the Construction Conformance Verification and Documentation and Contractor Safety and Security.

### **Project Management/Construction Management (PMCM) Team**

Safety bulletin boards have subjects covering the daily job briefings. Weekly safety meetings are held on a weekly basis so all staff has an opportunity to attend. In response to shelter-in place, we have transitioned the weekly in person safety meetings to interfacing online via the Microsoft teams app platform.

### **Safety Summary for the 1300 Stations Systems Track Construction Package**

In September, there were no safety injuries.

### **Table 1300 Stations Construction Safety Record**

Table 1300 below summarizes the Month to Date and Project to Date for the Stations, Systems and Track Construction contractor and subcontractors.

### **Next Month Look Ahead**

#### **1300 Contract**

1. At CTS, we continue to install overhead storm, sewer, water piping, refrigerant and fire sprinkler at all level.
2. At UMS, we continue to install stairs, elevators, overhead plumbing, fire protection piping, and overhead fixture and electrical.
3. At the YBM station, we continue to install escalators, elevators, EV controls, and ceiling.
4. At the STS station, we continue traction power conduit and other electrical conduit installation inside the tunnel.

# Program Safety & Security - continued

## Project Safety Record - Contract 1300

### SAFETY GOALS

Through Month End September 2020

OSHA Recordable Accidents, <3.4  
Lost Time Cases, <1.6

JOB TO DATE	Tutor	Subs	Total Project	Rate*
OSHA Recordable Accidents	38	8	46	2.10
Job Transfer or Restricted Duty Cases	0	0	0	0.00
Lost Time Cases	10	1	11	0.50
Total Project Incidents	48	9	57	2.60
Man Hours Worked Through M/E September 2020	2,147,273	2,240,491	4,387,764	


YEAR TO DATE (Month ,Day, Year to Month, Day, Year)	Tutor	Subs	Total Project	Rate*
OSHA Recordable Accidents	7	2	9	3.52
Job Transfer or Restricted Duty Cases	0	0	0	0.00
Lost Time Cases	0	0	0	0.00
Total Project Incidents	0	0	0	0.00
Man Hours Worked Through M/E September 2020	152,782	359,204	511,986	

\* Rate is calculated based on number of incidents divided by total number of man hours worked multiplied by 200,000 man hours.  
OSHA Recordable Accidents - 2008 Construction Industry Rate for Highway, Street, and Bridge Construction = 3.9

\*Classifications change at a later date due to additional information becoming available, thereby, changing the numbers on the chart.  
For example, what was once classified as an accident can become a first aid which leads it to no longer being recordable.

## Technical Capacity

The program has added staff to Construction Management and Safety team to monitor the new requirements related to COVID. Additionally, the Program continues to identify other staff for



***Workers installing unistruts and brackets in the tunnels.***

# Staffing

The Central Subway Staffing Table shows Planned and Actual full-time equivalent staff (FTEs) working on the Program by organizational function and responsibility.

	Jul-2020		Aug-2020		Sep-2020	
	Planned	Actual	Planned	Actual	Planned	Actual
<b>Project Management</b>						
Program Management	6.60	4.75	6.60	4.75	6.60	4.75
Quality Assurance	1.80	1.00	1.80	1.00	1.80	1.00
Contract Administration	1.40	7.00	1.40	7.00	1.40	7.00
Community Outreach	5.50	2.00	5.50	2.00	5.50	2.00
Finance	2.00	0.00	2.00	0.00	2.00	0.00
Project Controls	4.80	4.65	4.80	4.65	4.80	4.65
<b>Subtotal</b>	<b>22.10</b>	<b>19.40</b>	<b>22.10</b>	<b>19.40</b>	<b>22.10</b>	<b>19.40</b>
<b>Construction Management</b>						
CM - CN 1252	0.00	0.00	0.00	0.00	0.00	0.00
CM - CN 1300	21.55	34.10	21.55	33.10	21.55	34.10
Design Support - CN 1252	0.00	0.00	0.00	0.00	0.00	0.00
Design Support - CN 1300	9.00	13.00	9.00	13.00	9.00	13.00
<b>Subtotal</b>	<b>30.55</b>	<b>47.10</b>	<b>30.55</b>	<b>46.10</b>	<b>30.55</b>	<b>47.10</b>
<b>Start Up</b>						
Start Up / Safety & Security	5.95	4.00	5.95	4.00	5.95	4.00
<b>Subtotal</b>	<b>5.95</b>	<b>4.00</b>	<b>5.95</b>	<b>4.00</b>	<b>5.95</b>	<b>4.00</b>
<b>Total</b>	<b>58.60</b>	<b>70.50</b>	<b>58.60</b>	<b>69.50</b>	<b>58.60</b>	<b>70.50</b>

\*FTE counts may change at a later date due to additional information becoming available, thereby, changing the numbers on the chart.

## Third-Party Agreements

No activity in this reporting month.

## LRV Procurement

SFMTA has initiated a new light rail vehicle procurement to acquire up to 260 vehicles over the next 15 years. The scope includes the design, manufacture, delivery and testing of up to 260 light rail vehicles together with associated services, spare parts, special tools, training and documentation. This includes an initial delivery of 24 cars, scheduled for delivery from 2017 - 2018 to supplement the fleet when the SFMTA's Third Street Phase 2 - Central Subway Project extension opens.

The delivery of 24 vehicles related to Central Subway has been completed.



*View from tracks at Yerba Buena/Moscone station viewing some of the finishes of the station*



# central **T** subway

## Current Construction Activity



**Chinatown (CTS)**



**Union Square/Market Street (UMS)**



**Yerba Buena/Moscone (YBM)**




**4th St. Surface Track, Systems (STS)**





*Concourse Level 1 progress at Rose Pak-Chinatown Station*



*Elevator pieces waiting to be assembled at the Rose Pak-Chinatown Station.*




*View of the entrance stair case to Union Square Station*



*Workers finishing the floor on the Concourse Level of Union Square Station*



*Surface level floor paneling being installed at Yerba Buena Station*



*View of ticketing area of the Yerba Buena Station*



*Looking into the portal entrance with worker running cables*



*View of surface station between Bluxome St and Townsend St*

*Appendix A*

**DETAIL COST REPORTS**

\*September 2020 Notice: The City continues to experience problems that were caused by error and inaccuracy from the transition from FAMIS to Financial System Project (FSP). An updated methodology has been implemented within the financial reporting that will provide more accurate figures for transactions occurring in fiscal year 2021.

## 1. PROJECT COST

The revised Cost Estimate (CCE) for the Central Subway Project is \$1.601 billion in year of expenditure dollars (\$YOE). The project is working with SFMTA Finance and Grants to obtain additional funds to provide for the shortfall. Currently, the project estimates the Estimate at Completion (EAC) to be \$1.658B or \$79M above the current budget.

The project is working with SFMTA Finance and Grants to secure these additional funds which will be from the operating budget. EAC has not been finalized as additional cost related to settlement, additional Contract Modifications and delay cost due to the current pandemic. When the EAC is revised and the funds are identified, the team will revise the various cost sheets to reflect the new budget and EAC along with any impacted appendix. The team anticipates that this will take several report cycles to adjust. The team continues to work with SFMTA Finance and Grants to book funds that have been allocated as part of the revised budget that was approved by the Mayor. Total net incurred costs for the project are \$1.601 billion, a \$6.66 million increase over last month. The cost to date figure reflects expenditures through FAMIS 786 Report (\$1,552.52 million) plus the utilities joint trench Form B Reimbursement payment (\$12.51 million), invoices currently being processed (\$41.44 million) and estimates of outstanding pay requests (credits of \$5.71 million). The revised total project budget has increased from \$1.578 billion to \$1.601 billion due to additional local funds received.

Total net incurred costs for the project are \$1,600.72 million, a \$6.66 million increase over last month. The cost to date figure reflects expenditures through FAMIS 786 Report (\$1,552.52 million) plus the utilities joint trench Form B Reimbursement payment (\$12.51 million), invoices currently being processed (\$41.44 million) and estimates of outstanding pay requests (credits of \$5.71 million). The revised total project budget has increased from \$1.578 billion to \$1.601 billion due to additional local funds received.

The current funding level to date has already been fully met which includes excess local funds consisting of Operating funds of \$22,708,106 appropriated in September 2020. The original total project budget of \$1.578 billion has already completed its original funding of the program in July 2020. The project team will continue to work with our financial partners to ensure that impacts to the project are minimized and the additional funds exceeding the budget will be met.

CONTRACT	PP NO	PP PERIOD TO	PROG PYMT AMOUNT
CS155.1*	70	6/30/2016	\$ 24,327.00
CS155.1*	71	9/30/2016	\$ 65,000.00
CS155.1*	72	12/30/2016	\$ 50,000.00
CS155.1*	73	3/31/2017	\$ 35,282.00
CS155.2	124	6/30/2020	\$ 219,499.55
CS155.2	125	7/31/2020	\$ 326,772.49
CS155.2*	126	8/31/2020	\$ 326,772.49
CS155.2*	127	9/30/2020	\$ 326,772.49
CS155.3	122	5/31/2020	\$ 188,694.62
CS155.3	123	6/30/2020	\$ 197,203.24
CS155.3*	124	7/31/2020	\$ 197,203.24

CONTRACT	PP NO	PP PERIOD TO	PROG PYMT AMOUNT
CS155.3*	125	8/31/2020	\$ 197,203.24
CS155.3*	126	9/30/2020	\$ 197,203.24
CN1300	82	8/31/2020	\$ 17,540,060.00
CN1300	83	9/30/2020	\$ 10,382,106.00
CN1300	84	9/30/2020	\$ 10,003,703.00
CS149	139	6/30/2020	\$ 1,466,252.17
CS149	140	7/31/2020	\$ 1,118,012.33
CS149*	141	8/31/2020	\$ 1,450,000.00
CS149*	142	9/30/2020	\$ 1,840,000.00
other accruals*		9/30/2020	\$ (10,422,301.38)

\* Estimated Amount \$ 35,729,765.72

## 2. CONTINGENCY ALLOCATIONS AND USAGE

The current Total Project Contingency is negative \$53.15 million. The Contingency Drawdown Curve is shown in Report 7.3. Follows by Report 7.4 Contingency Management Trend Report with the Remaining Contingency after Approved Changes Deducted contingency items in column “i”.

In this reporting period, CN1300 Station did not process any contract modifications. Four dummy contract modifications were created in August 2020 as holding accounts to reconcile \$5,159,740 in costs that could not be associated with bid items and/or contract modifications. Refer to Report 7.5 for approved contract modifications and potential changes.

## 3. BUDGET TRANSFERS

Central Subway received Operating funds totaling \$22,708,106 appropriated in September 2020. Instead of moving the \$22,708,106 to unprogrammed contingency, it was re-allocated to CN1300 Station \$22,920,184 in SCC 20 category, \$1,200,212 in SCC 40 category and (\$1,412,289) in SCC 50 category. As a result, the net contingency decreased by \$22,708,106 from the prior month. There is a net budget transfer of \$0 in this reporting period due to the further drill down of SCC 10-50 categories; allocated contingency is in SCC 20 category. When a contract modification is processed, the funds are drawn from allocated contingency. Refer to Report 7.7 Column C for budget transfers.

## 4. FORM B

The Utilities Joint Trench Form B Details is listed in the Table A2 below. Total utilities joint trench Form B Reimbursement payment to three construction contracts is \$12.51 million.

TABLE A2: UTILITIES JOINT TRENCH FORM B DETAILS	[A] Mar 2015 BUDGET	[B] EXPENDED TO DATE	Associated Cost Account
1.3.491.07.040.02 - FORM B - CN1250 UTILITY REIMBURSEMENT	(2,275,419)	2,463,325	1.3.081.07.040.02 - 1UTL:SITWORK: UTILITIES & RELOC
1.3.491.08.040.02 - FORM B - CN1251 UTILITY REIMBURSEMENT	(7,618,412)	3,608,217	1.3.082.08.040.02 - 2UTL:SITWORK:UTILITIES&RELOCATE
1.3.491.02.040.02 - FORM B - CN1252 UTILITY REIMBURSEMENT	(254,050)	3,975,656	1.3.083.02.040.02 - TUNN:Sitework:Utilities & Relocate
1.3.491.04.040.02 - FORM B - CTS: CN1300 UTILITY REIMBURSEMENT	(451,703)	443,046	1.3.085.04.040.02 - CTS.1254: SITE UTILITIES, UTILITY RELOCA
1.3.491.09.040.02 - FORM B - STS: CN1300 UTILITY REIMBURSEMENT	(1,000,000)	1,053,691	
1.3.491.03.040.02 - FORM B - UMS: CN1300 UTILITY REIMBURSEMENT	(528,370)	467,600	1.3.084.03.040.02 - UMS.1253: SITE UTILITIES, UTILITY RELOCA
1.3.491.05.040.02 - FORM B - YBM: CN1300 UTILITY REIMBURSEMENT	(100,000)	495,879	1.3.086.05.040.02 - YBM.1255: SITE UTILITIES, UTILITY RELOCA
<b>TOTAL</b>	<b>(12,227,954)</b>	<b>12,507,414</b>	



## 5. EARNED VALUE (EV) ANALYSIS

In September 2020 Report, the Preliminary Earned Value Analysis reports is based on the SFMTA September Schedule Update. The Planned Value, Earned Value, Actual Cost, Percent Complete and resulting indexes as follows:

### **Preliminary September Earned Value**

Overall Budgeted Cost:	\$1,601,008,106
Planned Value:	\$1,593,491,019
Earned Value:	\$1,474,388,295
Actual Cost:	\$1,600,723,759
Schedule Performance Index (SPI):	0.92
Cost Performance Index (CPI):	0.93
Percent Complete:	92.5%

**SFMTA, EV Chart**  
**SEPTEMBER 30, 2020 Update**

Activity ID	Activity Name	Start	Finish	Performance % Complete	Budgeted Total Cost	Planned Value Cost (PV)	Earned Value Cost (EV)	Actual Total Cost (AC)	CPI	SPI
<b>CENTRAL SUBWAY PROJECT</b>										
	Preliminary Engineering Phase	03-Jun-03 A	06-Mar-24	92.53%	\$1,601,000,106.95	\$1,593,491,010.89	\$1,474,388,234.73	\$1,600,723,758.86	0.92	0.93
	Final Design	03-Jun-03 A	07-Jan-10 A	100%	\$46,542,061.34	\$46,542,061.02	\$46,542,061.02	\$46,542,060.53	1.00	1.00
	Light Rail Vehicles	06-Jan-10 A	17-Jun-13 A	100%	\$115,075,987.10	\$115,075,987.06	\$115,075,987.06	\$113,985,793.80	1.01	1.00
	Real Estate	15-Apr-13 A	30-Mar-21	8.25%	\$16,800,000.00	\$26,385,653.00	\$2,177,131.58	\$11,929,246.72	0.18	0.08
	Construction Phase	01-Aug-08 A	15-May-15 A	100%	\$32,140,417.71	\$37,405,895.00	\$37,405,895.00	\$30,543,064.53	1.22	1.00
	Construction Support and Costs	03-Jan-10 A	06-Apr-23	93.72%	\$1,388,816,971.80	\$1,358,561,966.32	\$1,273,187,220.07	\$1,397,723,593.28	0.91	0.94
	Construction Utility Contract #1 - MGS & Popal CH-1250	03-Jan-10 A	06-Apr-23	98.26%	\$215,474,127.80	\$199,862,849.06	\$196,420,237.32	\$210,813,223.76	0.93	0.96
	Construction Utility Contract #2 - LUMS, CH-1261	04-Jan-10 A	23-May-11 A	100%	\$11,968,150.00	\$11,968,150.00	\$11,968,150.00	\$11,968,150.00	1.00	1.00
	Construction Tunnels CH-1352	12-Jan-11 A	15-Oct-12 A	100%	\$20,669,091.47	\$20,794,682.00	\$20,794,682.00	\$20,669,081.47	1.01	1.00
	Construction STS P-1256 ATCS	08-Jun-11 A	26-Sep-20	93.05%	\$235,511,253.03	\$251,069,047.23	\$233,606,974.26	\$233,511,253.34	1.00	0.95
	Construction STS P-XXXX Radio	20-May-14 A	12-Apr-21	53.87%	\$18,036,709.00	\$18,036,709.00	\$9,715,504.32	\$10,698,655.00	0.91	0.54
	Construction CH-1300	27-Aug-13 A	04-Jun-21	0.6%	\$4,809,652.50	\$4,841,950.49	\$38,733.80	\$32,098.00	1.21	0.01
	Unallocated Contingency	03-Jun-13 A	28-Jun-21	93.97%	\$664,347,798.00	\$651,968,878.54	\$800,641,036.54	\$910,031,131.71	0.86	0.94
	Project Management	28-Sep-20	30-Mar-22	0%	\$1,632,669.00	\$9,519,456.49	\$0.00	\$0.00	0.00	0.00
		31-Mar-22	06-Mar-24	0%	\$0.00	\$0.00	\$0.00	\$0.00	0.00	0.00

## Earned Value Analysis and Definitions

**SPI** is a measure of schedule efficiency on a project. It is the ratio of earned value (EV) to planned value (PV). A SPI equal to or greater than one indicates more work was completed than planned and a value of less than one indicates less work was completed than planned. A value of less than 0.9 is unfavorable.

**CPI** is a measure of cost efficiency on a project. It is the ratio of earned value (EV) to actual cost value (AC). A CPI equal to or greater than one indicates a cost under run and a value of less than one indicates a cost overrun. A value of less than 0.9 is unfavorable.

The following earning rules are established for each of the phase:

Cost Element Group	Planned Value (Primavera)	Earned Value (Primavera)	Actual Cost (SFMTA Cost Accounting (SAP))
<b>Prelim. Engineering</b>	Expenditure Plan Level of Effort (LOE)	Equals to Planned Value (LOE)	Time Keeping; Vendor Accruals and Invoices
<b>Final Design</b>	Expenditure Plan Level of Effort (LOE)	Equals to Planned Value (LOE)	Time Keeping; Vendor Accruals and Invoices
<b>Procurement</b>	Planned Delivery Date	Actual Delivery Date	Time Keeping; Vendor Accruals and Invoices
<b>Real Estate</b>	Expenditure Plan Level of Effort (LOE)	Equals to Planned Value (LOE)	Time Keeping; Vendor/ Material Accruals and Invoices
<b>Construction</b>	Schedule of Work	% Complete* x Budget at Completion (BAC)	Vendor Accruals and Invoices
<b>Sub-Total</b>	Performance Measurement Baseline (PMB)	Total Earned Value	Total Actual Cost
<b>Below the Line</b>	+ Contingency		
<b>Total</b>	Approved Budget		

## 6. FUNDING SUMMARY

The Funding Available Table below shows the total awarded funds to date vs. the total committed funds from the Project's funding sources.

Funding Available Table		
	Funding	
	Committed Funding Sources	Total Awarded Funds to Date
<b>Federal</b>		
Sect. 5309-NS	\$342,200	\$342,200
Sect. 5307-OBAG	\$15,980	\$15,980
CMAQ	\$41,025	\$41,025
<b>Federal Subtotal</b>	<b>\$399,205</b>	<b>\$399,205</b>
<b>State</b>		
TCRP	\$14,000	\$14,000
State RIP	\$12,498	\$12,498
Prop. 1B (I-Bond)	\$308,601	\$312,236
PTIMSE		
Prop. 1A (HSR-Bond)	\$61,308	\$61,308
<b>State Subtotal</b>	<b>\$396,407</b>	<b>\$400,042</b>
<b>Local</b>		
LCTOP	\$4,000	\$4,000
Operating	\$4,970	\$35,278
MTA	\$0	\$475
Prop. B Pop Baseline	\$26,385	\$20,125
Prop. K	\$143,542	\$138,692
TSF Transit	\$3,191	\$3,191
<b>Local Subtotal</b>	<b>\$182,688</b>	<b>\$201,761</b>
<b>CPT 544 Total</b>	<b>\$1,578,300</b>	<b>\$1,601,008</b>

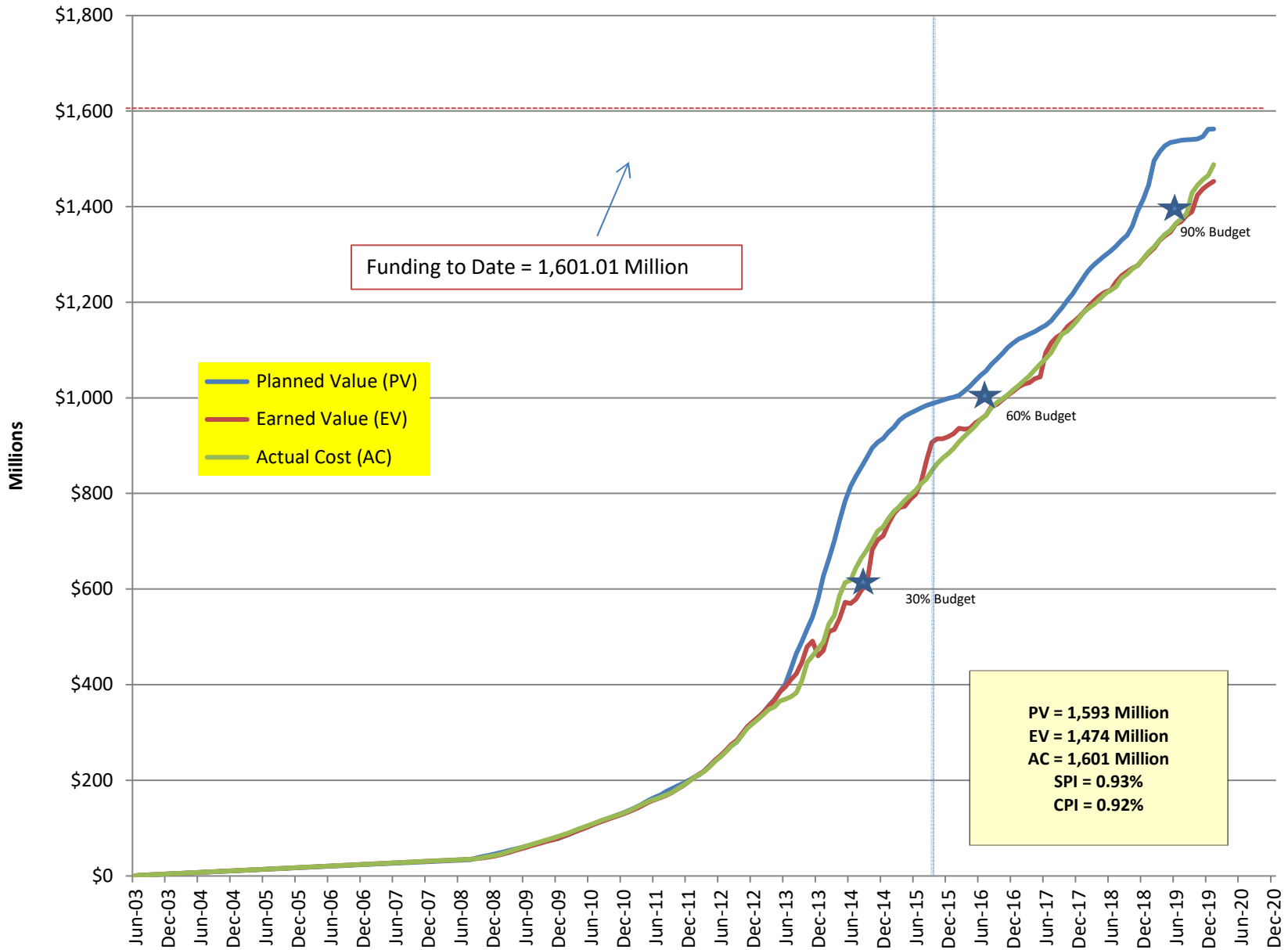
## 7. LIST OF COST REPORTS

- 7.1 Program Project Budget
- 7.2 Earned Value Cash Flow
- 7.3 Contingency Drawdown Curve
- 7.4 Summary Contingency Management Trend Report
- 7.5 Detail Contingency Usage Report
- 7.6 Budget Revisions: Report sorted by Construction Packages & Soft Costs
- 7.7 Project Budget & Expenditure Report: Sorted by SCC Summary
- 7.8 Budget & Expenditure Report: Sorted by SCC Details
- 7.9 Detail Monthly Expenditure Report: grouped by Project Phase
- 7.10 Cost Report Notes

<b>A. Central Subway Project</b>						
Project	Name	Amount	PM	Funding Source	Reporting	Cost Report Notes
1	CPT544 Central Subway Project	\$1,601,008,106	J. Funghi	62% Fed, 30% State, 8% Local	yes	1
<b>Total:</b>		<b>\$1,601,008,106</b>				
<b>B. Related SFMTA Capital Improvement Projects</b>						
Project	Name	Amount	PM	Funding Source	Reporting	
2	CPT690 TBM Retrieval Shaft Relocation	\$9,700,000	Funghi/Magary	MTA Operating Funds	no	2
3	CPT718 Chinatown Metro Plaza	\$6,980,000	J. Funghi	Transbay Redevelopment	no	3
4	CPT665 Central Subway Project - Goodwill	\$2,367,750	K. Magary	I-Bond Interest	no	4
5	CPT705 MOH - Broadway/Sansome	\$8,000,000	K. Magary	MTA Operating Funds	no	5
<b>Total:</b>		<b>\$27,047,750</b>				
<b>C. Central Subway Project - Project Offset Credits</b>						
	From	Amount	Index	Notes	Reporting	
1	2009-2016 Utility Co. - Form B Reimbursement	\$12,227,954	--	Construction contracts	yes	6
2	2017-2019 PG&E - Power Feed Reimbursement	\$7,624,540	--	Not yet bill PG&E	yes	7
3	6/26/2013 BART Elevator	\$90,000	68CPT544135B	Not yet rec'd BART Funds	yes	8
4	11/6/2013 Tutor Perini - CAD Files	\$2,500	68CPT5441236	Deposit to Design Index	yes	9
5	1/27/2014 SFPUC - Sewer Main	\$2,925,296	68W251	Certified in Contract 1300	yes	10
6	8/27/2014 SFMTA Traffic Effectiveness Project funded	\$694,651	68W324/686D42	Contract 1252 CMod #40	yes	11
7	9/27/2014 SFPUC - 24" Water Main	\$328,860	68CPT544135A	Contract 1252 CMod #41	yes	12
8	2/15/2015 Chinatown Plaza Construction Estimate	\$75,000	68CPT7181341	Contract 1300 CMod #6	yes	13
9	3/27/2015 SFPUC - 24" Water Main Additional Work Support for North Beach Restoration, OCS and	\$112,102	68W409	Contract 1252 CMod #48	yes	14
10	3/15/2016 Streetlighting	\$155,468	68T7373342D2/D3	Contract 1252 CMod #51	yes	15
11	6/27/2016 DPW - MOU for Water Line above YBM Station SFWD - 8' water line at the intersection of Fourth and	\$438,218	68W592	Contract 1300 CMod #20 Contract 1252 CMod #49 partial	yes	16
12	12/9/2016 Jessie Street	\$21,020	68W456	(\$2,102) and #60 Contract 1300 CMOD #123	yes	17
13	1/15/2020 CS-Chinatown Metro Plaza - CN1300	\$6,192,172	68CPT7181341	partial	yes	17a
<b>Total:</b>		<b>\$30,887,781</b>				

# Earned Value Cash Flow Curve

Report Period: September 2020  
7.2 EARNED VALUE CASH FLOW

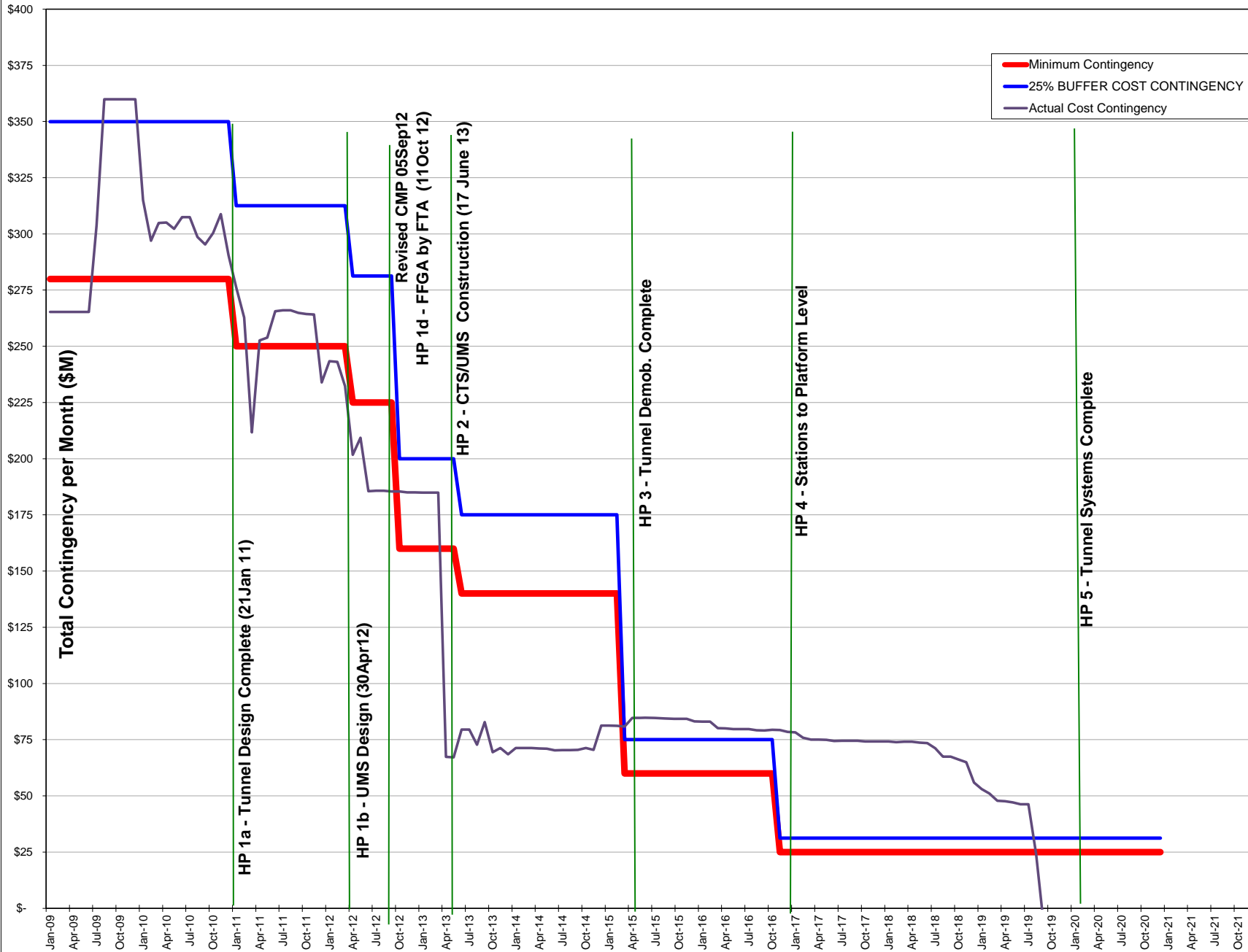


Funding to Date = 1,601.01 Million

Planned Value (PV)  
Earned Value (EV)  
Actual Cost (AC)

PV = 1,593 Million  
EV = 1,474 Million  
AC = 1,601 Million  
SPI = 0.93  
CPI = 0.92%

# Cost Contingency Drawdown



COST ELEMENT	CONTRACT COST					CONTINGENCY					BUDGET	VARIANCE	Cost Report Notes
	ORIGINAL CONTRACT VALUE / September 2013 SUPPLEMENTAL BUDGET	APPROVED CHANGES	CURRENT CONTRACT VALUE	POTENTIAL CHANGES	ESTIMATE AT COMPLETION (EAC)	ORIGINAL CONTINGENCY / Sep 2013 SUPPLEMENTAL CONTINGENCY (Include CN 1250 & CN1251)	CONTINGENCY ADJUSTMENT TRANSFERS	REVISED AUTHORIZED CONTINGENCY (Include CN1250 & CN1251)	REMAINING CONTINGENCY AFTER APPROVED CHANGES DEDUCTED	REMAINING CONTINGENCY AFTER POTENTIAL CHANGES DEDUCTED [i - d]	ORIGINAL CONTRACT VALUE + REVISED AUTHORIZED CONTINGENCY	BUDGET - ESTIMATE AT COMPLETE	
	a	b	c	d	e	f	g	h	i	j	j	k	
<b>SCC 10-50 CONSTRUCTION CONTRACT PACKAGES</b>													
1250 UTILITY RELOCATION PACKAGE #1	9,273,939	2,694,211	11,968,150		11,968,150	1,953,377	740,834	2,694,211			11,968,150		18
Contract 1250 Department of Technology	166,756		166,756		166,756						166,756		
1251 UTILITY RELOCATION PACKAGE #2	16,832,550	3,836,531	20,669,081		20,669,081	5,367,297	(1,530,766)	3,836,531			20,669,081		19
Contract 1251 Department of Technology	75,615		75,615		75,615						75,615		
1252 GUIDEWAY TUNNEL	233,584,015	(72,762)	233,511,253	-	233,511,253	23,658,464	(23,731,226)	(72,763)			233,511,253	(1)	20
1300 STATIONS	839,676,400	101,974,251	941,650,651	8,695,014	950,345,665	20,000,000	20,000,000	44,671,397	(57,302,854)	(65,997,868)	884,347,797	(65,997,868)	21
1253 UNION SQUARE/MARKET ST STATION [UMS]	294,030,590	9,731,219	303,761,809	3,031,536	306,793,345	5,000,000	15,000,000	20,000,000	10,268,781	7,237,245	314,030,590	7,237,245	
1254 CHINA TOWN STATION [CTS]	247,567,810	53,634,870	301,202,680	2,229,107	303,431,787	5,000,000	5,000,000	10,000,000	(43,634,870)	(45,863,977)	257,567,810	(45,863,977)	22
1255 YERBA BUENA/ MOSCONE STATION [YBM]	158,089,000	4,552,316	162,641,316	1,317,034	163,958,350	5,000,000		5,000,000	447,684	(869,350)	163,089,000	(869,350)	
1256 SURFACE TRACKWORK & SYSTEMS [STS]	139,989,000	34,055,845	174,044,845	2,117,337	176,162,183	5,000,000	22,708,106	9,671,397	(24,384,448)	(26,501,786)	149,660,397	(26,501,786)	
OTHER	38,239,187	23,938,659	62,177,846		62,177,846	1,160,000	1,060,000	25,098,659	1,160,000	1,160,000	63,337,846	1,160,000	23
SCC 10 - 50 Construction Sub-total	1,137,848,462	132,370,890	1,270,219,352	8,695,014	1,278,914,366	52,139,137	(3,461,158)	76,228,035	(56,142,854)	(64,837,868)	1,214,076,497	(64,837,868)	24
<b>SCC 60-80 SOFT COSTS PACKAGES</b>													
60 ROW, LAND, EXISTING IMPROVEMENTS	36,511,799	(4,265,478)	32,246,321		32,246,321	1,000,000	(1,000,000)	0	0	0	32,246,321	0	25
70 VEHICLES	24,108,712	(7,308,712)	16,800,000		16,800,000	2,276,941	(2,276,941)	0	0	0	16,800,000	0	26
80 PROFESSIONAL SERVICES	310,518,041	19,126,155	329,644,196		329,644,196	18,221,079	(16,862,657)	1,358,422	1,358,422	1,358,422	331,002,618	1,358,422	26a
SCC 60 - 80 Construction Sub-total	371,138,552	7,551,965	378,690,517	0	378,690,517	21,498,020	(20,139,598)	1,358,422	1,358,422	1,358,422	380,048,939	1,358,422	
SCC 90 UNALLOCATED CONTINGENCY						3,845,945	7,608,606	11,454,551	1,632,668	1,632,668	1,632,668	1,632,668	27
<b>TOTAL</b>	<b>1,508,987,014</b>	<b>139,922,855</b>	<b>1,648,909,869</b>	<b>8,695,014</b>	<b>1,657,604,883</b>	<b>77,483,102</b>	<b>(15,992,150)</b>	<b>89,041,008</b>	<b>(53,151,763)</b>	<b>(61,846,777)</b>	<b>1,595,758,104</b>	<b>(61,846,779)</b>	
											<b>Total Project Budget</b>	<b>1,601,008,106</b>	28
											<b>Estimate At Completion</b>	<b>1,657,604,883</b>	29
											<b>Variance</b>	<b>(61,846,779)</b>	30
Note #17 - Adjusted Contract 1252 Guideway Tunnel contingency "column g" to reflect construction contract modifications #20, #40, #41, #48, #51 and #60 were funded by other funding sources.													



Contract Modification/Trend Log - Contract 1300 Stations

<b>Awarded NTE Amount</b>	<b>839,676,400</b>	<b>\$941,650,651</b>
<b>Substantial Completion</b>	<b>12/28/2020</b>	<b>12/28/2020</b>

	UMS	CTS	YBM	STS	COST REPORT NOTES
<b>Potential Changes</b>	<b>3,031,536</b>	<b>2,229,107</b>	<b>1,317,034</b>	<b>2,117,337</b>	<b>31</b>
<b>Change Order - Pending</b>					
CTS PCC 844 Add Reinf to Roof Parap		23,253			
Job Readiness - CTS		(195,000)			
Job Readiness - STS				(70,000)	
Job Readiness - UMS	(195,000)				
Job Readiness - YBM			(70,000)		
UMS COR 2239 Inst Dtls for New Elec	12,425				
UMS PCC 631 R1 Revise FSD Size	0				
<b>Change Order Request (COR)</b>					
CTS COR 1042 SFWD Delay		886			
CTS COR 1624 Changes Concrete Beam		0			
CTS COR 1704 GEN Failure of Timely		0			
CTS COR 1710 3 Added Labeling for D		0			
CTS COR 1742 DSC/Notice of Delay Ex		0			
CTS COR 1760 Flat Jack System		0			
CTS COR 1781 Flooring Sealer		0			
CTS COR 1932 Plmbing Pipes at Stair		0			
CTS COR 1966 Add'l Revision to Elev		1,978			
CTS COR 2047 Air Transfer Balance		0			
CTS COR 2058 Cntrct Dsgn Cmpln T24		0			
CTS COR 2071 PCC 050 Stair Tread Re		0			
CTS COR 2141 Light Fixture Mounting		73,025			
CTS COR 2165 Rebar at Stair 7 Slab		3,710			
CTS COR 2193 Top Guide Roller Syste		0			
CTS COR 2285 Water Leaks in Headhou		0			
CTS COR 2300 Extruded Alum Shelf		0			
CTS COR 2302 Added CMU Wall Sp @ Su		89,528			
CTS COR 2303 Cncl of SFWD AWSS Prs		0			
CTS COR 2304 Surface Changes to F3		0			
CTS COR 2306 Pavers PCC 50		117,231			
CTS COR 2309 C Level S 2 Fire Prot.		0			
CTS COR 2312 Gaps at Doors SU01A &		0			
CTS COR 2313 Exposed Area Stair EW		0			
CTS COR 2326 Plaza Level Stair Rail		0			
CTS COR 2328 Upper Mezz Fire Ext		0			

Contract Modification/Trend Log - Contract 1300 Stations

<b>Awarded NTE Amount</b>	<b>839,676,400</b>	<b>\$941,650,651</b>
<b>Substantial Completion</b>	<b>12/28/2020</b>	<b>12/28/2020</b>

	UMS	CTS	YBM	STS	COST REPORT NOTES
CTS COR 2331 25 Increase Slab		0			
CTS COR 2334 Metal Clnq in Confl w		0			
CTS COR 2336 ACM Panels at Esc 1&2		0			
CTS COR 2347 Plaza Stair Curb Reinf		0			
GEN COR 1686 T&M Delay Impacts	2,483,670				
GEN COR 2116 SFMTA Prtrctd Rvw Fsk				0	
STS 2256 Elev Esc Lift-Net O&M Sub				0	
STS COR 2068 STS Signage Product Da				0	
STS COR 2094 Conduit Conflict at Mo				0	
STS COR 2160 Traction Power Ductban				0	
STS COR 2189 Mortar Bed for Accent				6,836	
STS COR 2237 4th and King St Track				16,831	
STS COR 2247 4th & King St Track Ti				46,762	
STS COR 2263 Tunnel Inserts for Rad				0	
STS COR 2266 Escalator Ultra violet				192,765	
STS COR 2279 S3 Signage Mounting De				0	
STS COR 2293 Access panel revisions				14,148	
STS COR 2308 Confirm Radio Antenna				0	
STS COR 2310 Continue Delays to Fis				0	
STS COR 2316 Radio Antenna Cable Mo				10,950	
STS COR 2319 Revised Radio Conduit				17,019	
STS COR 2342 Installation of OCS De				0	
STS COR 2343 Emergency Ventilation				0	
STS COR#2220 FSS System Programming				0	
UMS COR 2015 Field Modifications at	19,875				
UMS COR 2244 Elevator Delivery Acce	21,418				
UMS COR 2267 Artwork Shipment Delay	0				
UMS COR 2295 Increase Stair Nosing	7,161				
UMS COR 2299 Added Plexiglass Frame	0				
UMS COR 2311 Level S 2 & 6 CCTV Cam	0				
UMS COR 2325 Powell Temp Barrier Wa	0				
USG COR 275 Conn. Plaza Grid B	0				
YBM COR 1693 Traffic Cancellation f			4,554		
YBM COR 2065 Added Cladding to Esca			0		
YBM COR 2107 Allowance for TC Reimb			0		
YBM COR 2155 Trac Pwr Sec Sys Oper			0		
YBM COR 2221 Install Light Trim Gri			30,648		

**Contract Modification/Trend Log - Contract 1300 Stations**

<b>Awarded NTE Amount</b>	<b>839,676,400</b>	<b>\$941,650,651</b>
<b>Substantial Completion</b>	<b>12/28/2020</b>	<b>12/28/2020</b>

	UMS	CTS	YBM	STS	COST REPORT NOTES
YBM COR 2229 Concrete Wall and Elev			0		
YBM COR 2257 Missing Existing OCS w			0		
YBM COR 2294 Changes to Unit Pavers			0		
YBM COR 2317 Surface Level SF Arts			0		
YBM COR 2318 SS Wall Rail Bracket C			34,562		
YBM COR 2329 Feeder P-T10-1 EP & TP			0		
YBM COR 2332 Heat Recovery Pump Con			13,490		
YBM COR 2338 Mezzanine Level Sector			0		
<b>Negotiation</b>					
CTS COR 1810 Aluminum Roll Up Door		0			
CTS COR 1827 PA Mounting Detail		0			
CTS COR 1886 Specs for Alum. Comp.		0			
CTS COR 1898 Concrete Wall Rebar to		0			
CTS COR 1924 Main Power Grating		0			
CTS COR 2222 Stair 5 Elev Confl		4,613			
CTS PCC 548 Spot Acceleration		292,939			
CTS PCC 593 Station Benches Change		0			
CTS PCC 702 Esc landing gap fill		116,554			
CTS PCC 814 H Beam Lateral Supp		0			
CTS PCC 861 Add Soffit for Conduits		0			
CTS PCC 878 Stair 5 Elevation Confl		30,957			
CTS PCC 891 Stair Rail Rev at Plz		10,576			
CTS PCC 897 Slab at Stair 6 Land 25		15,947			
STS COR 1251 Shal Utl Trak Slab				65,000	
STS COR 1320 Accel Sewer Work				15,000	
STS COR 1510 Sta Canopy Column Slee				2,501	
STS COR 1615 Public Safety Comms				1	
STS COR 1622 Exist Pull Box Ramp				6,341	
STS COR 1634 Sewer Confl Light Pole				1,000	
STS COR 1700 Reject O&M Submittals				15,000	
STS COR 1739 Delete (4) gas line ca				(1)	
STS COR 1874 PAV Headend Train Mvmt				0	
STS COR 2145 Notice of Delay				0	
STS COR 890 Ex Pll Box Incon Crb Rm				1,500	
STS PCC 481 NL Drainage and Bulkhea				0	
STS PCC 531 Install 2 Each - 4" PVC				9,314	
STS PCC 639 Spot Acceleration				354,031	

**Contract Modification/Trend Log - Contract 1300 Stations**

<b>Awarded NTE Amount</b>	<b>839,676,400</b>	<b>\$941,650,651</b>
<b>Substantial Completion</b>	<b>12/28/2020</b>	<b>12/28/2020</b>

	UMS	CTS	YBM	STS	COST REPORT NOTES
STS PCC 643 Bryant Portal ATCS Mod				134,703	
STS PCC 683 Bluxome VPI and Traffic				330,598	
STS PCC 694 Modify 4th King Route				0	
STS PCC 699 Fiber Optic Cables				116,170	
STS PCC 725 ATS for CP5 Sump Pump				288,637	
STS PCC 807 Cross Passage Door Fram				25,334	
STS PCC 813 ATCS Changes Lenox CESB				48,246	
STS PCC 831 ATCS Equipment Transpor				24,925	
STS PCC 852 ATCS Wayside Conflicts				187,543	
STS PCC 860 ATCS Loop Changes				7,394	
UMS COR 1753 Stair Framing Conflict	5,001				
UMS COR 1893 All Sta Martinez Steel	575,000				
UMS PCC 839 Apply Paint on Struts	37,777				
UMS PCC 865 Instl Fibre Splic Cbnts	6,994				
YBM COR 1906 Best Construction Delay			891,792		
YBM COR 390 Chip Mezzanine Headwall			30,003		
YBM PCC 748 Added FSDs in Sector 3			53,135		
YBM PCC 770 Revised Wall Panels			47,910		
YBM PCC 817 Revise Spindle Length			5,570		
YBM PCC 825 Rlct S Wall Pnls & Inst			0		
YBM PCC 862 Canopy Penetrations			42,975		
<b>Proposed Contract Change (PCC)</b>					
CTS PCC 456 Throat Size and Anchor		0			
CTS PCC 471 Additional 120 VAC Powe		2,210			
CTS PCC 486Rev 1 Structural Slab Cha		19,054			
CTS PCC 548 Spot Acceleration		1,000,000			
CTS PCC 728Rev 1 Rev to Restroom Plz		5,214			
CTS PCC 788 Soil Offhaul		246,942			
CTS PCC 845 Add Fire rated Soffit		25,000			
CTS PCC 848 Added GFRC for Soffit		7,500			
CTS PCC 850 Comcast JT		1,006			
CTS PCC 851 Stair Config Rev		10,000			
CTS PCC 853 Water & Gas Line Rev		5,000			
CTS PCC 854 Stair 6 CMU Fire Rating		5,000			
CTS PCC 858 Rev Stair 6 at Surf Lvl		2,935			
CTS PCC 859 Add BM at Stair 6		10,000			
CTS PCC 863 Stair Nosing		10,000			

Contract Modification/Trend Log - Contract 1300 Stations

<b>Awarded NTE Amount</b>	<b>839,676,400</b>	<b>\$941,650,651</b>
<b>Substantial Completion</b>	<b>12/28/2020</b>	<b>12/28/2020</b>

	UMS	CTS	YBM	STS	COST REPORT NOTES
CTS PCC 867 Raise UM Esc Ctrl Rm Ce		15,000			
CTS PCC 871 Add Protection Board		15,000			
CTS PCC 874 R1 Glass Fin Details Rev		25,000			
CTS PCC 875 Roof Gls & Art Supp Rev		10,000			
CTS PCC 880 Parapet Material Rev		10,000			
CTS PCC 884 Add HSS at TVM		10,000			
CTS PCC 886 OH Door SU02A Rev		15,000			
CTS PCC 887 Potholing for 8" Water		2,500			
CTS PCC 888 Added GFRC at East		15,000			
CTS PCC 895 Fire extin&Tele Ph Cab		20,000			
CTS PCC 896 Light Fixture Rev		13,000			
CTS PCC 902 Trim Details at Door op		5,000			
CTS PCC628 Police Officer at Powell		75,000			
CTS PCC746 GFRC Framing Support		3,613			
STS PCC 533 EV System Mode Table Ch				10,000	
STS PCC 618 Mod Swoosh Arm P1 P2				4,705	
STS PCC 688 OCS & SL Revisions				(50,000)	
STS PCC 725 ATS for CP5 Sump Pump				16,087	
STS PCC 741 PA PDS Accpetance Chang				60,831	
STS PCC 779 4th King Route Aspect				47,500	
STS PCC 803 Add COVID Monitoring				25,000	
STS PCC 811 Relocation of MPCs				9,500	
STS PCC 819 Add Changes 4th King				25,000	
STS PCC 831 ATCS Equip Transport				24,925	
STS PCC 835 PDS Sign Support at CTS				1,500	
STS PCC 836 EV Fan Control Panel				11,500	
STS PCC 868 TP Conduit Transition				500	
STS PCC 877 ATCS Grounding Mods				31,500	
STS PCC 881 Relocate Rail Counters				19,500	
STS PCC 882 Modify ATCS at YBM				17,500	
STS PCC 883 Gas Line and 230kV Dele				(100,000)	
STS PCC 894 Catch Basin Change				(17,500)	
STS PCC 903 ATCS Cable Mgmt TEFZEL				6,500	
UMC PCC 841 Damper Opening Curb Con	0				
UMS PCC 842 Relocate Supply Fans at	25,000				
UMS PCC 855 Escalator Gaps Stair 6	4,718				
UMS PCC 890 Wtrprf Mtncce Htch	7,500				

**Contract Modification/Trend Log - Contract 1300 Stations**

<b>Awarded NTE Amount</b>	<b>839,676,400</b>	<b>\$941,650,651</b>
<b>Substantial Completion</b>	<b>12/28/2020</b>	<b>12/28/2020</b>

	UMS	CTS	YBM	STS	COST REPORT NOTES
YBM PCC 805 Eye Wash Sta Crrsn Inhi			28,025		
YBM PCC 817 Revise Spindle Length			5,000		
YBM PCC 869 Chngs in Area of RollUp			20,000		
YBM PCC 870 Esc Machine Rm Receptac			20,000		
YBM PCC 872 Concourse Ticketing Hal			20,000		
YBM PCC 893R1 Obscure Porta Johns			2,500		
<b>Approved</b>	<b>9,731,219</b>	<b>53,634,870</b>	<b>4,552,316</b>	<b>34,055,845</b>	
<b>Contract Modification</b>					
CMod # 14 YBM COR 036, 078			58,526		
CMod #018 CTS PCC 012		60,248			
CMod #021 STS CORs 48/52/114/233/252				18,221	
CMod #025 - Various CORs			59,113		
CMod #026 YBM COR 072			84,509		
CMod #027 UMS PCC 092	0				
CMod #028 CTS PCC 017.1		97,743			
CMod #029 STS PCC 009.1				(143,668)	
CMod #033 CTS Various CORs		56,422			
CMod #034 CTS Various CORs		19,334			
CMod #035 STS PCC 077				11,147	
CMod #037 CTS Various CORs		8,886			
CMod #038 STS Various CORs				52,553	
CMod #039 UMS Various CORs	23,271				
CMod #040 YBM Analytical Soil Test			3,655		
CMod #049 STS DSC CORs				136,728	
CMod #050 STS DSC CORs				67,036	
CMod #081 Various DSC CORs & PCCs			57,886		
CMod #082 YBM COR 385			21,170		
CMod #083 YBM Various Changes			27,270		
CMod #084 YBM Various Changes			12,156		
CMod #085 YBM COR 086 Existing AT&T			156,831		
CMod #086 YBM COR 1106			1,897		
CMod #1 BART Elevator Option 1 @ Pow	90,000				
CMod #10 YBM PCC 042			64,287		
CMod #100 UMS PCC 102 Fire & Life	48,149				
CMod #101 YBM COR 75 Slurry Wall			22,423		
CMod #102 STS PCC 410 ATCS Ext Cable				125,412	
CMod #103 UMS PCC 345 Lead Paint	221,766				

Contract Modification/Trend Log - Contract 1300 Stations

Awarded NTE Amount Substantial Completion	839,676,400 12/28/2020					\$941,650,651 12/28/2020
	UMS	CTS	YBM	STS	COST REPORT NOTES	
CMod #104 CTS Soil CMod Suppl CMOD19		1,621,173				
CMod #105 UMS Schedule Recovery	732,979					
CMod #106 CTS COR 1080 Acceleration		970,131				
CMod #107 YBM PCC 446 COR 1425			1,500,787			
CMod #108 STS Various Changes				50,400		
CMod #109 YBM 109 Various CORs			33,471			
CMod #11 UMS PCC 002	12,997					
CMod #110 UMS COR 251 770 779 781	118,911					
CMod #111 STS PCC 457 Traffic Signal				38,012		
CMod #112 UMS Various Changes	337,401					
CMod #113 STS Various Changes				103,369		
CMod #114 YBM Various CORs			99,028			
CMod #115 CTS Various Force Accounts		25,026				
CMod #116 UMS COR 034/CCC 004 Type B	627,081					
CMod #117 YBM Various PCCs			111,027			
CMOD #118 YBM Various PCCs & CORs			421,616			
CMod #12 STS Traffic Control				1,032,302		
CMod #123 CTS PCC 050 Chinatown Plaz		9,360,183				
CMod #124 STS Delete ARS				(4,876,785)		
CMod #125 Omnibus				18,995,027		
CMod #126 YBM Door Hardware PCC 318			1,648,534			
CMod #127 STS Office Lease				1,845,604		
CMod #128 STS Radio System Revisions				1,666,735		
CMod #13 CTS COR 006		57,707				
CMod #130 ATCS				15,920,625		
CMod #131 PCC 569 EVAC Fire Alarm				1,210,445		
CMod #15 YBM COR 196			3,178			
CMod #16 UMS COR 184	8,261					
CMod #19 CTS COR 007, 026		2,274,225				
CMod #20 YBM PCC 047 and 45			364,562			
CMod #22 UMS PCC 045, 046	16,198					
CMod #23 UMS PCC 058	63,838					
CMod #3 CTS Work Safely Ard Power Po		25,956				
CMod #30 YBM Various CORs			334,165			
CMod #31 UMS COR 595	53,701					
CMod #32 YBM Various PCCs			92,934			

Contract Modification/Trend Log - Contract 1300 Stations

Awarded NTE Amount	839,676,400					\$941,650,651
Substantial Completion	12/28/2020					12/28/2020
	UMS	CTS	YBM	STS	COST REPORT NOTES	
CMod #36 YBM Conflict with Waterline			14,484			
CMod #4 CTS-Force Account Change Or		130,000				
CMod #41 YBM Class 2 Conta. Material			40,250			
CMod #42 UMS Addl. Service Conduits	36,873					
CMod #43 UMS D85 Structural Pile	65,188					
CMod #44 UMS Grade 50 Steel	572,884					
CMod #46 YBM/CTS/UMS S.walk Hatches			35,489			
CMod #47 UMS Roof Deck Schedule	76,124					
CMod #48 UMS Undgrnd. Storage Tanks	97,817					
CMod #5 YBM Deletion of Comp Groutin			(1,833,869)			
CMod #51 YBM Various CORs and PCCs			24,875			
CMod #52 YBM Undgrnd. Storage Tanks			167,393			
CMod #54 UMS USG Underpinning	732,157					
CMod #55 YBM Archeological Discovery			102,734			
CMod #56 YBM Contaminated Material			106,923			
CMod #57 STS Crossover Materials				21,245		
CMod #58 STS DSC CORs				90,081		
CMod #59 CTS DSC CORs		66,592				
CMod #6 CTS Plaza Constr Supt Servi		75,000				
CMod #60 UMS USG Two Fuel Tanks	61,312					
CMod #61 YBM Various CORs			207,181			
CMod #62 UMS Wales and Waterproofing	277,714					
CMod #63 CTS DSC CORs		38,025				
CMod #64 STS DSC CORs and SFWD				52,570		
CMod #65 UMS Various CORs and PCCs	10,320					
CMod #66 STS Sewer Notching				66,949		
CMod #67 UMS Solar/Low-e Coating	23,290					
CMod #68 STS Various CORs				59,555		
CMod #70 YBM Various CORs			178,079			
CMod #71 UMS Haz and Asbestos Abate	81,907					
CMod #72 YBM COR 249. 566			74,694			
CMod #74 UMS PCC 39 12" Wtrln Reloc	336,236					
CMod #75 UMS COR 060 New 8" Wtr Line	58,672					
Cmod #76 YBM COR 806 Gardril credits			(9,611)			
CMod #77 STS Various Changes				56,629		
CMod #78 STS Various DSC CORs				191,175		
CMod #79 STS PCC 014 Traffic Signal				242,427		



Contract Modification/Trend Log - Contract 1300 Stations

Awarded NTE Amount	839,676,400					\$941,650,651
Substantial Completion	12/28/2020					12/28/2020
	UMS	CTS	YBM	STS	COST REPORT NOTES	
CMod #80 STS Add'l Work to DSCs CORs				111,701		
CMod #87 CTS Var Slurry Wall Changes		3,596,000				
CMod #88 STS Various COR Misc Work				38,346		
CMod #89 YBM CORs 390,485 & 848			85,095			
CMod #9 YBM COR 10,15,16,18,20,25			126,663			
CMod #90 CTS DRB Reimbursement		1,296,364				
CMod #91 YBM PCC 069			84,537			
CMod #92 CTS PCC 233 & 26		1,126,478				
Cmod #93 STS Coordinate of ATCS Work				(18,036,709)		
CMod #95 UMS Bart Elv Opt 2 Add Cost	400,000					
Cmod #96 UMS Comp Grout Quantities	775,000					
CMod #97 STS COR 322 Tunnel Cleaning				399,000		
CMod #98 YBM PCC 76 AWSS SSFM			163,113			
Cmod #99 UMS Various Changes	996,584					
CMod 073 - PCC 066 PB				96,516		
CMOD 24 STS PCC 23				108,053		
Cmod#119: UMS: Various Changes PCC 110, 124, 127 190, 191, 247, and 429	131,687					
Cmod#120: UMS: PCC 122R1 - UMS 1 1/2 inch Drain Piping Grout Details - Dowel Support	560,280					
Cmod#121: YBM: Various Changes COR 825, 1359, 1610 and PCC 320R1			142,904			
CMod#132 STS - CCC 105 Impacts of DSCs and Design Changes to Valverde				11,800,000		
CMod#7 STS FACOs 016, 017 & COR 009				80,170		
CMod#8 STS PCC 006 ATT MH, PB&Trench				225,208		
Cmod#884 UMS - Automobile Bus Acceleration - dummy	1,986,883					
Cmod#885: CTS - Communications - dummy		1,435,053				
Cmod#886: YBM - Communications - dummy			(337,643)			
Cmod#889: STS - Automobile Bus Acceleration -dummy				2,075,447		
CTS CMod #122 Schedule Delay Costs		31,240,000				
STS CMod 045 PCC 008 Tunnel Lowering				107,285		
<b>Grand Total</b>	<b>12,762,755</b>	<b>55,863,977</b>	<b>5,869,350</b>	<b>36,173,183</b>		

7.6 BUDGET REVISIONS: REPORT SORTED BY CONSTRUCTION PACKAGES & SOFT COSTS

Report Period: September 2020

		August 2020			September 2020				
Group by Contract & SCC	CATEGORY ITEM	August 2020 Base	August 2020 Allocated Contingency	August 2020 Base + Allocated Contingency (YOE)	September 2020 Base	September 2020 Allocated Contingency	September 2020 Base + Allocated Contingency (YOE)	BUDGET TRANSFERS [September 2020] vs. [August 2020]	Cost Report Notes
10-50	<b>CONSTRUCTION CONTRACT PACKAGES</b>	1,265,589,482	(79,063,040)	1,191,368,392	1,265,377,405	(56,142,856)	1,214,076,499	0	
1250	UTILITY RELOCATION PACKAGE #1	12,134,906		12,134,906	12,134,906		12,134,906	0	
	Contract 1250 Form B Credit	(2,275,419)		(2,275,419)	(2,275,419)		(2,275,419)	0	
1251	UTILITY RELOCATION PACKAGE #2	20,744,696		20,744,696	20,744,696		20,744,696	0	
	Contract 1251 Form B Credit	(7,618,412)		(7,618,412)	(7,618,412)		(7,618,412)	0	
1252	GUIDEWAY TUNNEL	233,511,253	0	233,511,253	233,511,253	0	233,511,253	0	32
	Contract 1252 Form B Credit	(254,050)		(254,050)	(254,050)		(254,050)	0	
1300	<b>CN1300 STATIONS TOTAL</b>	941,862,731	(80,223,040)	861,639,691	941,650,654	(57,302,856)	884,347,798	22,708,107	33
1253: UMS	UNION SQUARE/MARKET STREET STATION [UMS]	303,661,680	10,368,910	314,030,590	303,761,810	10,268,781	314,030,590	0	
	UMS 1253 Form B Credit	(528,370)		(528,370)	(528,370)		(528,370)	0	
1254: CTS	CHINA TOWN STATION [CTS]	301,187,040	(43,619,230)	257,567,810	301,202,680	(43,634,870)	257,567,810	0	
	CTS 1254 Form B Credit	(451,703)		(451,703)	(451,703)		(451,703)	0	
1255: YBM	YERBA BUENA/ MOSCONE STATION [YBM]	164,069,245	(980,244)	163,089,001	162,641,316	447,685	163,089,001	0	
	YBM 1255 Form B Credit	(100,000)		(100,000)	(100,000)		(100,000)	0	
1256: STS	SURFACE TRACKWORK & SYSTEMS [STS]	172,944,767	(45,992,477)	126,952,290	174,044,849	(24,384,452)	149,660,396	22,708,106	
	STS 1256 SFPUC SEWER MAIN CREDIT	(2,925,296)		(2,925,296)	(2,925,296)		(2,925,296)	0	
	STS 1256 Form B Credit	(1,000,000)		(1,000,000)	(1,000,000)		(1,000,000)	0	
OTHER	<b>OTHER CONSTRUCTION TOTAL</b>	77,331,096	1,160,000	78,491,096	77,331,096	1,160,000	78,491,096	0	
40.06	PUBLIC ART PROGRAM	8,175,555	1,160,000	9,335,555	8,175,555	1,160,000	9,335,555	0	
40.08	CN1300 JOB READINESS PROGRAM - OUTREACH	1,060,000		1,060,000	1,060,000		1,060,000	0	33
40.02	MISC. CONSTR CONTRCT WK (TRACTION POWER FOR 1251)	258,202		258,202	258,202		258,202	0	
40.01	CONTRACT 1300 SOIL PROCESS	500,000		500,000	500,000		500,000	0	34
50.01	THALES T&S ATCS	487,972		487,972	487,972		487,972	0	
50.01	CN1266-2 Advanced Train Control System (ATCS) - Implementation	14,611,285		14,611,285	14,611,285		14,611,285	0	34a
50.01	CN1266-1 Advanced Train Control System (ATCS) - Equipment	3,425,424		3,425,424	3,425,424		3,425,424	0	34a
50.06	MTA FARE COLLECTION EQUIPMENT	5,400,000		5,400,000	5,400,000		5,400,000	0	
50.06	BART FARE COLLECTION EQUIPMENT	700,000		700,000	700,000		700,000	0	

7.6 BUDGET REVISIONS: REPORT SORTED BY CONSTRUCTION PACKAGES & SOFT COSTS

Report Period: September 2020

		August 2020			September 2020				
Group by Contract & SCC	CATEGORY ITEM	August 2020 Base	August 2020 Allocated Contingency	August 2020 Base + Allocated Contingency (YOE)	September 2020 Base	September 2020 Allocated Contingency	September 2020 Base + Allocated Contingency (YOE)	BUDGET TRANSFERS [September 2020] vs. [August 2020]	Cost Report Notes
40.02	JOB ORDER CONTRACTS (JOCS) - CONSTRUCTION	117,255		117,255	117,255		117,255	0	
40.08	AON RISK INSURANCE	25,094,436		25,094,436	25,094,436		25,094,436	0	34b
40.02	PUBLIC AGENCIES UTILITY COORDINATION	3,713,215		3,713,215	3,713,215		3,713,215	0	
40.02	DEPARTMENT OF PARKING AND TRAFFIC (DPT)	1,200,000		1,200,000	1,200,000		1,200,000	0	
50.03	UNION SQUARE/ MARKET STREET STATION POWER FEED	2,959,826		2,959,826	2,959,826		2,959,826	0	
50.03	UNION SQUARE/ MARKET STREET STATIONS PERMANENT POWER	(2,350,000)		(2,350,000)	(2,350,000)		(2,350,000)	0	
50.03	CHINATOWN STATION POWER FEED	2,959,826		2,959,826	2,959,826		2,959,826	0	
50.03	CHINATOWN STATION PERMANENT POWER	(2,350,000)		(2,350,000)	(2,350,000)		(2,350,000)	0	
50.03	YERBA BUENA/ MOSCONE STATION [YBM] POWER FEED	3,125,222		3,125,222	3,125,222		3,125,222	0	
50.03	YERBA BUENA/ MOSCONE STATION [YBM] PERMANENT POWER	(2,368,540)		(2,368,540)	(2,368,540)		(2,368,540)	0	
50.03	SURFACE STATION POWER FEED	11,839		11,839	11,839		11,839	0	
50.04	COMMUNICATION CONNECTION COSTS	5,757,629		5,757,629	5,757,629		5,757,629	0	
50.05	CSP Radio Design	641,950		641,950	641,950		641,950	0	34c
50.05	CSP Radio Cable	377,788		377,788	377,788		377,788	0	34c
50.05	CSP Radio Design Procurement	3,822,212		3,822,212	3,822,212		3,822,212	0	34c
60	<b>ROW, LAND, EXISTING IMPROVEMENTS</b>	<b>32,246,321</b>	<b>0</b>	<b>32,246,321</b>	<b>32,246,321</b>	<b>0</b>	<b>32,246,321</b>	<b>0</b>	
60.01	PURCHASE OR LEASE OF REAL ESTATE	30,065,810	0	30,065,810	30,065,810	0	30,065,810	0	35
60.02	RELOCATION OF EXISTING HOUSEHOLDS	2,180,511		2,180,511	2,180,511		2,180,511	0	
70	<b>VEHICLES</b>	<b>16,800,000</b>	<b>0</b>	<b>16,800,000</b>	<b>16,800,000</b>	<b>0</b>	<b>16,800,000</b>	<b>0</b>	
70.01	LIGHT RAIL	16,800,000	0	16,800,000	16,800,000	0	16,800,000	0	36
80	<b>PROFESSIONAL SERVICES</b>	<b>334,894,196</b>	<b>1,358,422</b>	<b>336,252,618</b>	<b>334,894,196</b>	<b>1,358,422</b>	<b>336,252,618</b>	<b>0</b>	
80.01	PRELIMINARY ENGINEERING	46,202,674		46,202,674	46,202,674		46,202,674	0	
80.02	FINAL DESIGN	61,318,331		61,318,331	61,318,331		61,318,331	0	
80.03	PROJECT MANAGEMENT FOR DESIGN & CONSTRUCTION	93,744,281	0	93,744,281	93,744,281	0	93,744,281	0	36a

7.6 BUDGET REVISIONS: REPORT SORTED BY CONSTRUCTION PACKAGES & SOFT COSTS

Report Period: September 2020

		August 2020			September 2020				
Group by Contract & SCC	CATEGORY ITEM	August 2020 Base	August 2020 Allocated Contingency	August 2020 Base + Allocated Contingency (YOE)	September 2020 Base	September 2020 Allocated Contingency	September 2020 Base + Allocated Contingency (YOE)	BUDGET TRANSFERS [September 2020] vs. [August 2020]	Cost Report Notes
80.04	CONSTRUCTION ADMINISTRATION & MANAGEMENT	110,741,299	0	110,741,299	110,741,299	0	110,741,299	0	36a
80.05	INSURANCES	6,800,000		6,800,000	6,800,000		6,800,000	0	
80.06	LEGAL: PERMITS. REVIEW FEES BY OTHER AGENCIES	8,212,604		8,212,604	8,212,604		8,212,604	0	
80.07	SURVEYS, TESTING, INVESTIGATION. INSPECTION	933,100		933,100	933,100		933,100	0	
80.08	START-UP	6,941,907	1,358,422	8,300,329	6,941,907	1,358,422	8,300,329	0	
	<b>ALL SCC CATEGORIES 10 TO 80</b>	<b>1,649,529,999</b>	<b>(77,704,618)</b>	<b>1,576,667,331</b>	<b>1,649,317,922</b>	<b>(54,784,434)</b>	<b>1,599,375,438</b>	<b>0</b>	37
90	UNALLOCATED CONTINGENCIES			1,632,672			1,632,672		38
	<b>TOTAL PROJECT COST 10 TO 100</b>			<b>1,578,300,003</b>			<b>1,601,008,110</b>		
	<b>TOTAL CONTINGENCY</b>			<b>(76,071,946)</b>			<b>(53,151,762)</b>		
	<b>CONTINGENCY MINIMUM</b>			25,000,000			25,000,000		
	<b>BELOW OR ABOVE MINIMUM</b>			<b>(101,071,946)</b>			<b>(78,151,762)</b>		

COST STATUS BY CATEGORY	SCC CODES	Sum of Supplemental 2013 Budget	BUDGET August 2019	BUDGET TRANSFERS	BUDGET September 2020	Sum of September 2020	Remaining Budget (Column H-Column I)	September 2020 EAC	September 2020 Contingency	Cost Report Notes
		A	B	C	D	E	F	G	H	
GUIDEWAY & TRACK ELEMENTS	SCC 010	282,227,872	284,261,448	-	284,261,448	283,345,205	916,244	284,261,448	0	39
STATIONS, STOPS, TERMINALS, INTERMODAL	SCC 020	573,099,645	484,852,887	22,920,184	507,773,071	541,265,994	(33,492,923)	567,710,376	(57,302,856)	39
SITework & SPECIAL CONDITIONS	SCC 040	235,514,097	301,519,221	1,200,212	302,719,433	307,028,515	(4,309,082)	307,272,188	1,160,000	39
SYSTEMS	SCC 050	90,774,397	120,734,835	(1,412,289)	119,322,546	97,467,818	21,854,728	119,670,354		39
ROW, LAND, EXISTING IMPROVEMENTS	SCC 060	37,511,799	32,246,321	-	32,246,321	30,648,969	1,597,352	32,246,321		
VEHICLES	SCC 070	26,385,653	16,800,000	-	16,800,000	11,929,247	4,870,753	16,800,000	0	
PRELIM ENGINEERING	SCC 080.01	46,202,673	46,202,674	-	46,202,674	46,202,675	(1)	46,202,674		
FINAL DESIGN	SCC 080.02	61,137,604	61,318,331	-	61,318,331	61,234,149	84,182	61,318,331		
PM FOR DESIGN & CONSTRUCTION	SCC 080.03 - 080.04	197,146,664	204,485,580	-	204,485,580	208,064,078	(3,578,498)	204,485,580	0	39
OTHER PROF SRVCS	SCC 080.05 - 080.08	24,416,118	24,246,033	-	24,246,033	13,537,110	10,708,923	22,887,611	1,358,422	
UNALLOC CONTINGENCY	SCC 090	3,883,480	1,632,669	(1)	1,632,668	-	1,632,668	(5,250,000)	1,632,672	39
<b>Grand Total</b>		<b>1,578,300,000</b>	<b>1,578,300,000</b>	<b>22,708,106</b>	<b>1,601,008,106</b>	<b>1,600,723,758</b>	<b>284,348</b>	<b>1,657,604,883</b>	<b>(53,151,762)</b>	

SCC DESCRIPTION	September 2020 BUDGET	September 2020 CTD
010 - GUIDEWAY & TRACK ELEMENTS	284,261,448	283,345,205
020 - STATIONS, STOPS, TERMINALS, INTERMODAL	507,773,071	541,265,994
040 - SITEWORK & SPECIAL CONDITIONS	302,719,433	307,028,515
050 - SYSTEMS	119,322,546	97,467,818
060 - ROW, LAND, EXISTING IMPROVEMENTS	32,246,321	30,648,969
070 - VEHICLES (number)	16,800,000	11,929,247
080 - PROFESSIONAL SERVICES (applies to Cats. 10-50)	336,252,618	329,038,012
090 - UNALLOCATED CONTINGENCY	1,632,668	0
<b>Grand Total</b>	<b>1,601,008,106</b>	<b>1,600,723,758</b>

SCC DESCRIPTION	September 2020 BUDGET	September 2020 CTD
010.02-Guideway: At grade semi-exclusive (allows cross-traffic)	2,860,000	2,860,000
010.06-Guideway: Underground cut & cover	69,816,407	69,495,710
010.07-Guideway: Underground tunnel	200,374,315	199,783,200
010.09-Track: Direct fixation	6,761,089	6,756,658
010.12-Track: Special (switches, turnouts)	4,449,637	4,449,637
020.01-At-grade station, stop, shelter, mall, terminal, platform	7,602,857	6,319,064
020.02-Aerial station, stop, shelter, mall, terminal, platform	(24,384,452)	0
020.03-Underground station, stop, shelter, mall, terminal, platform	492,882,590	514,314,201
020.04-OTHER STATIONS, LANDING, TERMINALS: INTERMODAL, FERRY, TROLLEY, ETC	9,360,183	0
020.07-Elevators, escalators	22,311,892	20,632,729
040.01-Demolition, Clearing, Earthwork	12,754,615	12,495,015
040.02-Site Utilities, Utility Relocation	68,753,443	78,911,865
040.03-Haz. mat'l, contam'd soil removal/mitigation, ground water treatments	9,423,125	8,386,368
040.04-Environmental mitigation, e.g. wetlands, historic/archeologic, parks	1,122,899	851,713
040.05-Site structures including retaining walls, sound walls	2,706,431	2,706,431
040.06-Pedestrian / bike access and accommodation, landscaping	9,790,995	5,397,690
040.07-Automobile, bus, van accessways including roads, parking lots	10,641,432	13,294,081
040.08-Temporary Facilities and other indirect costs during construction	187,526,494	184,985,351
050.01-Train control and signals	44,211,988	45,830,639
050.02-Traffic signals and crossing protection	12,804,956	12,180,741
050.03-Traction power supply: substations	21,465,073	19,943,251
050.04-Traction power distribution: catenary and third rail	12,441,113	4,366,234
050.05-Communications	19,684,830	12,798,003
050.06-Fare collection system and equipment	6,100,000	627,988
050.07-Central Control	2,614,586	1,720,962
060.01-Purchase or lease of real estate	30,065,810	28,239,539
060.02-Relocation of existing households and businesses	2,180,511	2,409,430
070.01-Light Rail	16,800,000	11,929,247
080.01-Preliminary Engineering	46,202,674	46,202,675
080.02-Final Design	61,318,331	61,234,149
080.03-Project Management for Design and Construction	83,144,281	82,815,694
080.04-Construction Administration & Management	121,341,299	125,248,384
080.05-Professional Liability and other Non-Construction Insurance	6,800,000	6,340,196
080.06-Legal; Permits; Review Fees by other agencies, cities, etc.	8,212,604	6,288,730
080.07-Surveys, Testing, Investigation, Inspection	933,100	908,184
080.08-Start up	8,300,329	0
090.00-Unallocated Contingency	1,632,668	0
<b>Grand Total</b>	<b>1,601,008,106</b>	<b>1,600,723,758</b>

[A] Cost Account Description	[B] Sept 2020 Budget (YOE)	ACTUAL COSTS					[G] VARIANCE (B - F)	COST REPORT NOTES
		[C] PRIOR MONTH Total	[D] PRIOR MONTH Monthly	[E] CURRENT Monthly	[F] CURRENT Total			
<b>TOTAL PRELIMINARY ENGINEERING</b>	<b>46,542,061</b>	<b>46,542,061</b>	<b>0</b>	<b>0</b>	<b>46,542,061</b>	<b>0</b>	40	
11 - SFMTA PROJECT MANAGEMENT	8,800,164	8,253,957	0	0	8,253,957	546,208	41	
12 - SFMTA ENGINEERING SERVICES	11,425,594	11,425,594	0	0	11,425,594	0	42	
16 - DEPARTMENT OF PARKING AND TRAFFIC (DPT)	921,906	802,883	0	0	802,883	119,023		
21 - ARTS COMMISSION	1,500,570	1,500,570	0	0	1,500,570	0	43	
22 - FIRE DEPARTMENT	33,825	35,343	0	0	35,343	(1,518)		
23 - CITY ATTORNEY'S OFFICE	1,234,754	1,234,754	0	0	1,234,754	0		
24 - RISK MANAGEMENT	0	0	0	0	0	0		
26 - PLANNING	99,604	99,604	0	0	99,604	0		
27 - DEPARTMENT OF PUBLIC HEALTH (DPH)	4,420	4,420	0	0	4,420	0		
29 - CITY AUDITOR	336,735	336,735	0	0	336,735	0	44	
32 - DPW - IDC ENGINEERING (HYDRAULIC)	3,336,432	3,336,432	0	0	3,336,432	0		
34 - DPW - IDC CONSTRUCTION (CAPITAL)	17,462	17,462	0	0	17,462	0		
36 - DPW - BSM INFRASTRUCTURE (MAPPING)	76,549	76,549	0	0	76,549	0		
39 - DPW - PCS SITE ASSESSMENT & REMEDIATION (SAR)	13,993	13,993	0	0	13,993	0		
51 - 821 HOWARD STREET	1,005,653	1,005,653	0	0	1,005,653	0		
55 - 651 BRANNAN	2,294,910	2,294,910	0	0	2,294,910	0	45	
63 - CENTRAL SUBWAY PARTNERSHIP - AECOM-EPC JV CONTRACT 149	26,793,234	26,793,234	0	0	26,793,234	0	46	
66 - ANIL VERMA	395,204	395,204	0	0	395,204	0	47	
67 - HILL INTERNATIONAL CONTRACT 156	6,716,294	6,716,294	0	0	6,716,294	0	48	
68 - ARTHUR GALLAGER & CO. CS 164	6,800,000	6,340,196	0	0	6,340,196	459,804		
1.2.068.01.080.05 - FD:OPPI ARTHUR GALLAGHER	6,800,000	6,340,196	0	0	6,340,196	459,804		
71 - TUNNEL/UTILITIES - CONTRACT # CONTRACT 155-1	5,469,336	5,469,336	0	0	5,469,336	0	49	
72 - STATIONS - CONTRACT # CONTRACT 155-2	26,220,609	26,220,609	0	0	26,220,609	0	50	
73 - SYSTEMS/INTEGRATION - CONTRACT 155-3	11,432,312	11,432,312	0	0	11,432,312	0	51	
331 - BAY AREA RAPID TRANSIT (BART)	146,427	146,427	0	0	146,427	0		
332 - SAN FRANCISCO COUNTY TRANSPORTATION AUTHORITY (SFCTA)	0	33,324	33,324	0	33,324	(33,324)		
<b>TOTAL FINAL DESIGN</b>	<b>115,075,988</b>	<b>113,985,794</b>	<b>33,324</b>	<b>0</b>	<b>113,985,794</b>	<b>1,090,194</b>		
11 - SFMTA PROJECT MANAGEMENT	16,500,000	18,257,741	562,884	(41,752)	18,215,989	(1,715,989)		
1.3.011.01.080.03 - CM:SFMTA LABOR-PROJECT MANAGEMENT	16,500,000	18,257,741	562,884	(41,752)	18,215,989	(1,715,989)		
12 - SFMTA ENGINEERING SERVICES	2,923,582	3,064,275	48,788	(2,009)	3,062,265	(138,683)		
1.3.012.02.080.04 - CM: SFMTA LABOR-ENGINEERING CONTRACT 1252	123,582	57,648	0	0	57,648	65,934		
1.3.012.06.080.04 - CM: SFMTA LABOR-ENGINEERING CONTRACT 1300	2,800,000	3,006,627	48,788	(2,009)	3,004,617	(204,617)		
13 - SFMTA CONSTRUCTION MANAGEMENT	25,432,035	24,776,894	732,092	(61,332)	24,715,562	716,473		
1.3.013.01.080.04 - CM:SFMTA LABOR-CONSTR. MANAGEM	25,432,035	24,776,894	732,092	(61,332)	24,715,562	716,473		
16 - DEPARTMENT OF PARKING AND TRAFFIC (DPT)	3,659,313	2,759,735	40,415	(2,506)	2,757,228	902,085		
1.3.016.01.080.04 - DPT CONTRACT 1300 SUPPORT UMS	299,600	374,343	13,119	(317)	374,026	(74,426)		
1.3.016.01.080.04 - DPT CONTRACT 1300 SUPPORT CTS	274,900	148,375	2,283	0	148,375	126,525		
1.3.016.01.080.04 - DPT CONTRACT 1300 SUPPORT YBM	238,400	225,011	598	(175)	224,836	13,564		
1.3.016.01.080.04 - DPT CONTRACT 1300 SUPPORT STS	876,876	312,728	24,415	(2,014)	310,713	566,163		



[A] Cost Account Description	[B] Sept 2020 Budget (YOE)	ACTUAL COSTS					[G] VARIANCE (B - F)	COST REPORT NOTES
		[C] PRIOR MONTH Total	[D] PRIOR MONTH Monthly	[E] CURRENT Monthly	[F] CURRENT Total			
1.3.016.02.040.08 - DPT: FIELD OPS TUNNEL [B84]	0	1,464	0	0	1,464	(1,464)		
1.3.016.02.040.08 - DPT: FIELD OPS TUNNEL [B86]	0	204,261	0	0	204,261	(204,261)		
1.3.016.06.040.02 - DPT:DPT TRAFFIC SHOP CONTRACT 1300	1,200,000	0	0	0	0	1,200,000		
1.3.016.08.040.08 - DPT:PCOS:2UTL [68A]	400,728	400,728	0	0	400,728	0		
1.3.016.08.040.08 - DPT:SSD CN:2UTL	0	108,020	0	0	108,020	(108,020)		
1.3.016.08.080.04 - DPT:SSD [1326]	252,536	252,536	0	0	252,536	0		
1.3.016.08.080.04 - DPT:SSD [13BN]	23,302	23,302	0	0	23,302	0		
1.3.016.08.080.04 - DPT:SSD [13CN]	963	963	0	0	963	0		
1.3.016.08.080.04 - DPT:SSD [B85]	92,008	92,008	0	0	92,008	0		
1.3.016.03.040.08 - PCOS:1300/UMS [68CPT544132W.CPT544132W]	0	163,411	0	0	163,411	(163,411)		
1.3.016.04.040.08 - PCOS:1300/CTS [68CPT544132X.CPT544132X]	0	0	0	0	0	0		
1.3.016.05.040.08 - PCOS:1300/YBM [68CPT544132Y.CPT544132Y]	0	207,537	0	0	207,537	(207,537)		
1.3.016.09.040.08 - PCOS:1300/STS [68CPT544132Z.CPT544132Z]	0	245,049	0	0	245,049	(245,049)		
17 - MOTIVE POWER	2,195	0	0	0	0	2,195		
1.3.017.07.040.02 - PWR:SFMTA-MOTIVE POWER-UTL.REL	2,195	0	0	0	0	2,195		
18 - SFMTA OPERATIONS	400,000	134,385	6,925	0	134,385	265,615		
1.3.018.04.040.02 - OPS:SUPPORT TO CONTRACT 1300/CTS	100,000	45,887	5,293	0	45,887	54,113		
1.3.018.06.080.07 - OPS:SUPPORT TO CONTRACT 1300 - UMS O/L	50,255	73,817	1,632	0	73,817	(23,561)		
1.3.018.06.080.07 - OPS:SUPPORT TO CONTRACT 1300/UMS	249,745	14,681	0	0	14,681	235,063		
19 - OTHER SFMTA	1,000,000	945,836	0	0	945,836	54,164		
1.3.019.07.080.07 - OTH.MTA SFMTA-SURVEY; TSTG [6840]	1,800	1,720	0	0	1,720	80		
1.3.019.08.040.08 - OTH.MTA 1251 MATERIALS	150,000	126,149	0	0	126,149	23,851		
1.3.019.08.080.07 - OTH.MTA OPERATION SUPPORT DURI	848,200	817,966	0	0	817,966	30,234		
21 - ARTS COMMISSION	12,010,886	6,331,632	195,394	(9,881)	6,321,751	5,689,135		
1.3.021.01.040.06 - ARTS:CTYCO-ARTS COMMISSION CONSTRUCTION COSTS	3,769,932	0	0	0	0	3,769,932		
1.3.021.01.080.03 - ARTS:CTYCO-ARTS COMMISSION [1227]	1,719,387	388,167	0	0	388,167	1,331,220	52	
1.3.021.01.080.04 - ARTS:CTYCO-ARTS COMMISSION [PWE335MPFUNA.CPT544122]	21,000	12,465	0	0	12,465	8,535		
1.3.021.06.080.03 - ARTS:CTYCO-ARTS COMMISSION PM [285MC.132J]	834,264	929,527	12,826	(4,070)	925,457	(91,193)		
1.3.021.01.080.03 - ARTS:CTYCO-ARTS COMMISSION [PWA335MPFUNA.CPT544132]	10,149	11,093	0	0	11,093	(944)		
1.3.021.01.080.03 - ARTS:CTYCO-ARTS COMMISSION [PWE335MPFUNA.CPT544132]	4,439	4,439	0	0	4,439	0		
1.3.021.06.040.06 - ARTS:CTYCO-ARTS COMMISSION [68CPT5441327.CPT5441327]	1,393,660	1,393,660	0	0	1,393,660	0		
1.3.021.06.040.06 - ARTS:CTYCO-ARTS COMMISSION [285MCPFUNA.CPT5441327]	3,011,963	3,592,281	182,568	(5,811)	3,586,470	(574,507)		
1.3.021.01.080.03 - ARTS:CTYCO-ARTS COMMISSION [132J]	86,091	0	0	0	0	86,091		
1.3.021.97.040.06 - ARTS:ARTS COMMISSION ALLOC CO	1,160,000	0	0	0	0	1,160,000		
23 - CITY ATTORNEY'S OFFICE	2,171,781	2,802,830	0	0	2,802,830	(631,049)		
1.3.023.01.080.06 - ATTY:CN LEGAL-CITY ATTORNEY OF	2,171,781	2,802,830	0	0	2,802,830	(631,049)		
25 - PUBLIC UTILITIES COMMISSION SEWER	(2,925,296)	0	0	0	0	(2,925,296)		
1.3.025.09.040.02 - STS.1256: SITE UTILITIES SFPUC SEWER MAIN	(2,925,296)	0	0	0	0	(2,925,296)		
26 - PLANNING	137,062	26,697	0	0	26,697	110,365		
1.3.026.01.080.06 - CM:CTYCO-PLANNING DEPARTMENT	137,062	26,697	0	0	26,697	110,365		
28 - PUBLIC UTILITIES COMMISSION WATER	4,242,012	4,250,589	16,396	(3,723)	4,246,865	(4,853)		
1.3.028.02.040.02 - CM:CTYCO-PUBLIC UTIL COMM. (PUC)	0	4,745	0	0	4,745	(4,745)		
1.3.028.02.040.08 - PUC: FIELD OPERATIONS TUNNEL	398,400	515,091	4,063	(927)	514,164	(115,764)		

[A] Cost Account Description	[B] Sept 2020 Budget (YOE)	ACTUAL COSTS					[G] VARIANCE (B - F)	COST REPORT NOTES
		[C] PRIOR MONTH Total	[D] PRIOR MONTH Monthly	[E] CURRENT Monthly	[F] CURRENT Total			
1.3.028.02.080.04 - PUC:MTA CSP CN1252 [470465]	105,000	91,587	0	0	91,587	13,413		
1.3.028.03.040.02 - PUC:CDD CONTRACT 1300/UMS SUPPORT	606,354	633,797	1,741	(1,741)	632,056	(25,702)		
1.3.028.03.080.04 - PUC:CMB CONTRACT 1300/UMS INSPECTION	230,000	34,508	0	0	34,508	195,492		
1.3.028.04.040.02 - PUC:CDD CONTRACT 1300/CTS SUPPORT	271,755	208,664	5,151	(469)	208,195	63,560		
1.3.028.04.080.04 - PUC:CMB CONTRACT 1300/CTS INSPECTION	115,000	55,773	0	0	55,773	59,227		
1.3.028.05.040.02 - PUC:CDD CONTRACT 1300/YBM SUPPORT	450,282	503,605	87	(87)	503,518	(53,236)		
1.3.028.05.080.04 - PUC:CMB CONTRACT 1300/YBM INSPECTION	184,000	98,643	0	0	98,643	85,357		
1.3.028.06.040.02 - PUC:CMB CONTRACT 1300/SFWD AWSS MATERIAL	225,079	249,247	0	0	249,247	(24,168)		
1.3.028.07.040.02 - PUC:PUC CDD WATER CONNECTION CONTRACT 1250	248,035	291,501	0	0	291,501	(43,466)		
1.3.028.07.080.04 - PUC:PUC CMB INSPECTION CONTRACT 1250	74,468	113,844	0	0	113,844	(39,376)		
1.3.028.08.040.02 - PUC:PUC CDD WATER CONNECTION CONTRACT 1251 [3BB]	0	88,879	0	0	88,879	(88,879)		
1.3.028.08.040.02 - PUC:PUC CDD WATER CONNECTION CONTRACT 1251 [445]	340,310	318,130	0	0	318,130	22,180		
1.3.028.08.080.04 - PUC:PUC CMB INSPECTION CONTRACT 1251	266,252	289,424	0	0	289,424	(23,172)		
1.3.028.09.040.02 - PUC:CMB CONTRACT 1300/STS SUPPORT	520,077	495,858	5,354	(499)	495,359	24,718		
1.3.028.09.080.04 - PUC:CMB CONTRACT 1300/STS INSPECTION	207,000	257,294	0	0	257,294	(50,294)		
<b>32 - DPW - IDC ENGINEERING (HYDRAULIC)</b>	<b>1,150,459</b>	<b>560,763</b>	<b>0</b>	<b>0</b>	<b>560,763</b>	<b>589,696</b>		
1.3.032.01.080.04 - CM:DPW:1424J-BUREAU OF ENGINEERING (BOE) [AB12]	(285,405)	(285,405)	0	0	(285,405)	0.00		
1.3.032.03.080.04 - DPW IDC HYDRAULIC CN1300 UMS SUPPORT	297,938	130,415	0	0	130,415	167,523		
1.3.032.04.080.04 - DPW IDC HYDRAULIC CN1300 CTS SUPPORT	295,639	22,125	0	0	22,125	273,514		
1.3.032.05.080.04 - DPW IDC HYDRAULIC CN1300 YBM SUPPORT	301,882	58,932	0	0	58,932	242,950		
1.3.032.06.080.04 - DPW: BOE: 1300 DSDC	0	0	0	0	0	0		
1.3.032.06.080.04 -1424J-BOE LABOR [PWE1X5MPFUNA.CPT544112B112]	85,275	85,275	0	0	85,275	0	53	
1.3.032.06.080.04-1424J-BOE LABOR [PWE1X5MPFUNA.CPT544112C112]	109,658	109,658	0	0	109,658	0	54	
1.3.032.06.080.04 -1424J-BOE LABOR [PWE1X5MPFUNA.CPT544112D112]	15,791	15,791	0	0	15,791	0	55	
1.3.032.06.080.04 -1424J-BOE LABOR [PWE1X5MPFUNA.CPT544112E112]	11,193	11,193	0	0	11,193	0	56	
1.3.032.06.080.04 -1424J-BOE LABOR [PWE1X5MPFUNA.CPT544112F112]	107,798	107,798	0	0	107,798	0	57	
1.3.032.06.080.04 -1424J-BOE LABOR [PWE1X5MPFUNA.CPT544112G112]	21,690	47,917	0	0	47,917	(26,227)	58	
1.3.032.08.080.04 - DPW.HYRDDPW-BOE IDC ENG SVC DC	9,000	0	0	0	0	9,000		
1.3.032.09.080.04 - DPW IDC HYDRAULIC CN1300 STS SUPPOR	180,000	257,065	0	0	257,065	(77,065)		
<b>34 - DPW - IDC CONSTRUCTION (CAPITAL)</b>	<b>6,703,969</b>	<b>6,345,071</b>	<b>0</b>	<b>0</b>	<b>6,345,071</b>	<b>358,898</b>		
1.3.034.01.080.04 - DPW:BCM LABOR [2113]	2,140,142	2,140,142	0	0	2,140,142	0		
1.3.034.02.080.04 - DPW:CONSTR:1252 CM [CD12]	1,207,603	1,207,603	0	0	1,207,603	0		
1.3.034.02.080.04 - DPW:CONSTR:1252 CM [13AC12]	138,397	138,397	0	0	138,397	0		
1.3.034.06.080.04 - DPW:SITE ASSESSMENT & REMEDIATION (SAR) [132112]	506,858	506,858	0	0	506,858	0		
1.3.034.06.080.04 - DPW:CONSTR:1300 CM [13CP12]	2,710,969	2,352,071	0	0	2,352,071	358,898		
<b>36 - DPW - BSM INFRASTRUCTURE (MAPPING)</b>	<b>465,562</b>	<b>158,741</b>	<b>0</b>	<b>0</b>	<b>158,741</b>	<b>306,821</b>		
1.3.036.01.080.04 - DPW:MPPG:DPW-BUREAU OF ST USE	367,129	32,680	0	0	32,680	334,449		
1.3.036.02.080.04 - DPW:MPPG:1300-DPW-BUREAU OF ST USE [13CG12]	50,000	33,084	0	0	33,084	16,916		
1.3.036.02.080.06 - DPW:MPPG:DPW-BUREAU OF ST USE [13CF]	48,433	92,977	0	0	92,977	(44,544)		
<b>37 - DPW - PCS MATERIAL TESTING LABORATORY</b>	<b>83,100</b>	<b>0</b>	<b>0</b>	<b>0</b>	<b>0</b>	<b>83,100</b>		
1.3.037.01.080.07 - DPW.MTL.LABDPW-MATERIAL TESTIN	83,100	0	0	0	0	83,100		
<b>39 - DPW - PCS SITE ASSESSMENT &amp; REMEDIATION (SAR)</b>	<b>613,853</b>	<b>438,455</b>	<b>0</b>	<b>0</b>	<b>438,455</b>	<b>175,398</b>		
1.3.039.01.080.04 - DPW:SITE ASSESSMENT & REMEDIATION (SAR) [2213]	92,459	92,459	0	0	92,459	0		

[A] Cost Account Description	[B] Sept 2020 Budget (YOE)	ACTUAL COSTS					[G] VARIANCE (B - F)	COST REPORT NOTES
		[C] PRIOR MONTH Total	[D] PRIOR MONTH Monthly	[E] CURRENT Monthly	[F] CURRENT Total			
1.3.039.01.080.04 - DPW:SITE ASSESSMENT & REMEDIATION (SAR) [2250]	78,400	78,400	0	0	78,400	0		
1.3.039.01.080.04 -DPW:SITE ASSESSMENT & REMEDIATION (SAR) [2257]	151,515	151,515	0	0	151,515	0		
1.3.039.01.080.04 - DPW:SITE ASSESSMENT & REMEDIATION (SAR) [2313]	24,343	24,343	0	0	24,343	0		
1.3.039.01.080.04 - DPW:SITE ASSESSMENT & REMEDIATION	58,757	10,109	0	0	10,109	48,648		
1.3.039.01.080.04 - DPW:SITE ASSESSMENT & REMEDIATION (SAR) [CE13]	31,367	31,367	0	0	31,367	0		
1.3.039.01.080.04 - DPW:SITE ASSESSMENT & REMEDIATION (SAR) [CH13]	100,000	8,621	0	0	8,621	91,379		
1.3.039.01.080.04 - DPW:SITE ASSESSMENT & REMEDIATION (SAR)	17,000	0	0	0	0	17,000		
1.3.039.02.080.04 - DPW: SITE ASSESSMENT & REMEDIATION (SAR) – CN1252 [13C]	18,632	16,880	0	0	16,880	1,753		
1.3.039.02.080.04 - DPW: SITE ASSESSMENT & REMEDIATION (SAR) – CN1300 [13C]	41,379	24,761	0	0	24,761	16,618		
46 - MACY'S WEST - SFPUC SEWER WORK	258,202	258,202	0	0	258,202	0		
1.3.046.08.040.02 - MCY.SWRC. CONTRACT: MACY'S-SEW	258,202	258,202	0	0	258,202	0		
51 - 821 HOWARD STREET	770,843	669,963	2,914	6,281	676,243	94,600		
1.3.051.01.080.03 - ODC.HWRD:ODCs - 821 HOWARD STR	696,753	628,929	2,771	6,281	635,210	61,543		
1.3.051.02.080.04 - ODC.HWRD:ODCs - TUNNEL CONTRACT 1252	10,000	1,056	0	0	1,056	8,944		
1.3.051.06.080.04 - ODC.HWRD:ODCs - STATION CONTRACT 1300	55,000	29,055	143	0	29,055	25,945		
1.3.051.06.080.04 - ODC.HWRD:W/MTA INST WTR SVC @ STS&YBM TRAILER	9,090	10,923	0	0	10,923	(1,833)		
55 - 651 BRANNAN	10,348	10,348	0	0	10,348	0		
1.3.055.01.080.03 - CM:ODCs - 651 BRANNAN STREET	10,348	10,348	0	0	10,348	0	59	
63 - CENTRAL SUBWAY PARTNERSHIP - AECOM-EPC JV CONTRACT 149	70,970,187	73,824,547	4,949,020	(3,627,393)	70,197,155	773,032		
1.3.063.01.080.03 - CM:PM:AECOM.CS149 OM-EPC JV CS149-PM	5,017,804	5,017,804	0	0	5,017,804	0	60	
1.3.063.01.080.04 - CM:AECOM.CS149OM-EPC JV CS-149 [3B]	1,969,213	1,969,213	0	0	1,969,213	(0)		
1.3.063.01.080.04 - CM:AECOM.CS149OM-EPC JV CS-149 [3E]	6,386,250	6,386,250	0	0	6,386,250	(0)		
1.3.063.01.080.03 - CM:AECOM.CS149OM-EPC JV CS-149 [3E][PM]	1,596,563	1,596,563	0	0	1,596,563	0		
1.3.063.01.080.04 - CM:AECOM.CS149OM-EPC JV CS-149 [3F]	4,101,466	4,101,466	0	0	4,101,466	(0)		
1.3.063.01.080.03 - CM:AECOM.CS149OM-EPC JV CS-149 [3F][PM]	1,025,366	1,025,366	0	0	1,025,366	0		
1.3.063.01.080.04 - CM:AECOM.CS149OM-EPC JV CS-149 [3G]	5,167,381	5,167,381	0	0	5,167,381	(0)		
1.3.063.01.080.03 - CM:AECOM.CS149OM-EPC JV CS-149 [3G][PM]	1,291,845	1,291,845	0	0	1,291,845	(0)		
1.3.063.01.080.04 - CM:AECOM.CS149OM-EPC JV CS-149 [3H]	4,380,849	4,380,849	0	0	4,380,849	(0)		
1.3.063.01.080.03 - CM:AECOM.CS149OM-EPC JV CS-149 [3H][PM]	1,095,212	1,095,212	0	0	1,095,212	(0)		
1.3.063.01.080.04 - CM:AECOM.CS149OM-EPC JV CS-149 [3i]	7,310,184	5,582,974	0	0	5,582,974	1,727,210		
1.3.063.01.080.03 - CM:AECOM.CS149OM-EPC JV CS-149 [3i][PM]	2,590,785	1,395,744	0	0	1,395,744	1,195,041		
1.3.063.01.080.04 - CM:AECOM.CS149OM-EPC JV CS-149 [3j]	7,000,000	6,081,401	(7,215,254)	0	6,081,401	918,599		
1.3.063.01.080.03 - CM:AECOM.CS149OM-EPC JV CS-149 [3j][PM]	2,000,000	1,520,350	(1,803,814)	0	1,520,350	479,650		
1.3.063.01.080.04 - CM:AECOM.CS149OM-EPC JV CS-149 [3m]	3,600,000	10,050,901	10,050,901	(2,771,162)	7,279,739	(3,679,739)		
1.3.063.01.080.03 - CM:AECOM.CS149OM-EPC JV CS-149 [3m][PM]	900,000	2,512,725	2,512,725	(692,790)	1,819,935	(919,935)		
1.3.063.01.080.04 - CM:AECOM.CS149OM-EPC JV CS-149 [9B]	11,042	11,042	0	0	11,042	0		
1.3.063.01.080.04 - CM:AECOM.CS149OM-EPC JV CS-149 [9D]	515,694	515,694	0	0	515,694	(0)		
1.3.063.01.080.04 - CM:AECOM.CS149OM-EPC JV CS-149 [9E]	523,943	523,943	0	0	523,943	0		
1.3.063.01.080.04 - CM:AECOM.CS149OM-EPC JV CS-149 [9F]	461,196	461,196	0	0	461,196	0		
1.3.063.01.080.04 - CM:AECOM.CS149OM-EPC JV CS-149 [9G]	501,912	501,912	0	0	501,912	0		
1.3.063.01.080.04 - CM:AECOM.CS149OM-EPC JV CS-149 [9H]	1,219,093	1,219,093	0	0	1,219,093	(0)		
1.3.063.01.080.04 - CM:AECOM.CS149OM-EPC JV CS-149 [9i]	2,974,444	3,039,000	0	0	3,039,000	(64,556)		
1.3.063.01.080.04 - CM:AECOM.CS149OM-EPC JV CS-149 [9j]	3,000,000	2,275,598	883,381	0	2,275,598	724,402		

[A] Cost Account Description	[B] Sept 2020 Budget (YOE)	ACTUAL COSTS					[G] VARIANCE (B - F)	COST REPORT NOTES
		[C] PRIOR MONTH Total	[D] PRIOR MONTH Monthly	[E] CURRENT Monthly	[F] CURRENT Total			
1.3.063.01.080.04 - CM:AECOM.CS149OM-EPC JV CS-149 [9m]	750,000	521,080	521,080	(163,440)	357,640	392,360		
1.3.063.01.080.04 - FD:CM:EPC JV CS49-PM [123A]	5,579,945	5,579,945	0	0	5,579,945	0		
1.3.063.97.080.03 - AECOM.CS149 ALLOCAT CONTING	0					0		
64 - CN1300 JOB READINESS PROGRAM	1,060,000	956,145	0	0	956,145	103,855	61	
1.3.064.06.040.08 - CN1300 JOB READINESS PROGRAM	1,060,000	956,145	0	0	956,145	103,855		
67 - HILL INTERNATIONAL CONTRACT 156	3,031,391	2,848,817	0	0	2,848,817	182,574		
1.3.067.01.080.03 - HILL.CS156:HILL INTL. CS-156 [1336]	920,426	920,426	0	0	920,426	0		
1.3.067.01.080.03 - HILL.CS156:HILL INTL. CS-156 [1337]	533,148	533,148	0	0	533,148	0		
1.3.067.01.080.03 - HILL.CS156:HILL INTL. [1330]	127,261	127,261	0	0	127,261	0		
1.3.067.01.080.03 - HILL INTERNATIONAL CS156 AWP 2016 [68CPT5441340.CPT5441]	883,631	883,631	0	0	883,631	(0)		
1.3.067.01.080.03 - HILL INTERNATIONAL CS156 AWP 2017 [68CPT5441346.CPT5441]	566,925	384,352	0	0	384,352	182,573		
69 - BAYLAND SOIL PROCESS CONTRACT 175	500,000	255,144	0	0	255,144	244,856	62	
1.3.069.06.040.01 - BAYLAND.CS175:BAYLAND SOIL PROCESS [133K]	500,000	255,144	0	0	255,144	244,856		
71 - TUNNEL/UTILITIES - CONTRACT # CONTRACT 155-1	2,158,846	2,215,889	0	0	2,215,889	(57,043)		
1.3.071.01.080.04 - CM: CS155.1 DESIGN SUPPORT DURING CM [1232]	0	(87,201)	0	0	(87,201)	87,201	63	
1.3.071.02.080.04 - CM: CS155.1 DESIGN SUPPORT DURING CM [1332]	2,158,846	2,303,091	0	0	2,303,091	(144,245)		
72 - STATIONS - CONTRACT # CONTRACT 155-2	14,612,416	21,751,253	333,001	200,815	21,952,068	(7,339,652)		
1.3.072.01.080.04 - CM: CS155.2 DESIGN SUPPORT DURING CM [1233]	51,351	61,130	0	0	61,130	(9,779)	64	
1.3.072.01.080.04 - CM: CS155.2 DESIGN SUPPORT DURING CM [1333]	14,561,065	21,690,122	333,001	200,815	21,890,937	(7,329,872)		
73 - SYSTEMS/INTEGRATION - CONTRACT 155-3	4,828,269	6,644,488	218,542	228,168	6,872,655	(2,044,386)		
1.3.073.01.080.04 - CM: CS155.3 DESIGN SUPPORT DURING CM [1236]	90,000	89,791	0	0	89,791	209		
1.3.073.01.080.04 - CM: CS155.3 DESIGN SUPPORT DURING CM [1334]	4,738,269	6,554,697	218,542	228,168	6,782,864	(2,044,595)		
81 - UTILITIES RELOCATION #1 (PORTAL & MOS) - CONTRACT 1250	11,968,150	11,968,150	0	0	11,968,150	0		
1.3.081.07.040.01 - UR1.CONTRACT 1250:SITWORK: DEMOLIT	167,458	167,458	0	0	167,458	0		
1.3.081.07.040.02 - UR1.CONTRACT 1250:SITWORK: UTILITI	10,099,341	10,099,341	0	0	10,099,341	0		
1.3.081.07.040.03 - UR1.CONTRACT 1250:SITWORK:HAZMAT	453,321	453,321	0	0	453,321	0		
1.3.081.07.040.08 - UR1.CONTRACT 1250:SITWORK:TEMPORAR	1,248,030	1,248,030	0	0	1,248,030	0		
82 - UTILITIES RELOCATION #2 (UMS) - CONTRACT 1251	20,669,081	20,669,081	0	0	20,669,081	(0)	65	
1.3.082.08.040.01 - UR2.CONTRACT 1251:SITWORK: DEMOLIT	752,240	752,240	0	0	752,240	0		
1.3.082.08.040.02 - UR2.CONTRACT 1251:SITWORK:UTILITI	10,202,543	10,202,543	0	0	10,202,543	(0)		
1.3.082.08.040.03 - UR2.CONTRACT 1251:SITWORK:HAZMAT	172,712	172,712	0	0	172,712	0		
1.3.082.08.040.05 - UR2.CONTRACT 1251:SITWORK: STRUCTU	2,706,431	2,706,431	0	0	2,706,431	0		
1.3.082.08.040.06 - UR2.CONTRACT 1251:SITWORK:PEDESTRA	319,317	319,317	0	0	319,317	0		
1.3.082.08.040.07 - UR2.CONTRACT 1251:SITWORK:AUTO/BUS	190,362	190,362	0	0	190,362	0		
1.3.082.08.040.08 - UR2.CONTRACT 1251:SITWORK:TEMP FAC	6,325,476	6,325,476	0	0	6,325,476	0		
<b>GUIDEWAY TUNNELS TOTAL</b>	<b>233,511,253</b>	<b>233,511,253</b>	<b>0</b>	<b>0</b>	<b>233,511,253</b>	<b>0</b>		
83 - GUIDEWAY TUNNELS - CONTRACT # 1252 BASE	233,584,015	233,584,015	0	0	233,584,015	0	66	
1.3.083.02.010.06 - CONTRACT 1252:GUIDEWAY:UNDERGRN'D CUT	60,446,425	60,446,425	0	0	60,446,425	0		
1.3.083.02.010.07 - CONTRACT 1252:GUIDEWAY:UNDERGROUND	105,423,090	105,423,090	0	0	105,423,090	0		
1.3.083.02.020.03 - CONTRACT 1252: STATIONS: UNDERGROUND	21,685,000	21,685,000	0	0	21,685,000	0		
1.3.083.02.040.01 - CONTRACT 1252:SITWORK:DEMO CLEARING	2,440,000	2,440,000	0	0	2,440,000	0		
1.3.083.02.040.02 - CONTRACT 1252:SITWORK:UTILITIES & RE	10,895,000	10,895,000	0	0	10,895,000	0		
1.3.083.02.040.03 - CONTRACT 1252:SITWORK:HAZMAT&MITIGAT	200,000	200,000	0	0	200,000	0		

[A] Cost Account Description	[B] Sept 2020 Budget (YOE)	ACTUAL COSTS					[G] VARIANCE (B - F)	COST REPORT NOTES
		[C] PRIOR MONTH Total	[D] PRIOR MONTH Monthly	[E] CURRENT Monthly	[F] CURRENT Total			
1.3.083.02.040.04 - CONTRACT 1252:SITWORK:ENVIRON. MITIG	300,000	300,000	0	0	300,000	0		
1.3.083.02.040.06 - CONTRACT 1252:SITWORK:PED/BIKE ACCES	50,000	50,000	0	0	50,000	0		
1.3.083.02.040.07 - CONTRACT 1252:SITWORK:AUTO/BUS ACCES	1,345,000	1,345,000	0	0	1,345,000	0		
1.3.083.02.040.08 - CONTRACT 1252:SITWORK:TEMP FACILITIE	30,799,500	30,799,500	0	0	30,799,500	0		
<b>83 - GUIDEWAY TUNNELS - CONTRACT # 1252 CMODs</b>	<b>(72,762)</b>	<b>(72,762)</b>	<b>0</b>	<b>0</b>	<b>(72,762)</b>	<b>0</b>	<b>67</b>	
1.3.083.83.010.06 - CONTRACT 1252: CONTRACT MOD	112,251	112,251	0	0	112,251	0		
1.3.083.83.010.07 - CONTRACT 1252: CONTRACT MOD	1,810,094	1,810,094	0	0	1,810,094	0		
1.3.083.83.020.03 - CONTRACT 1252: CONTRACT MOD	1,004,156	1,004,156	0	0	1,004,156	0		
1.3.083.83.040.02 - CONTRACT 1252: CONTRACT MOD	1,035,588	1,035,588	0	0	1,035,588	(0)		
1.3.083.83.040.03 - CONTRACT 1252: CONTRACT MOD	453,475	453,475	0	0	453,475	0		
1.3.083.83.040.08 - CONTRACT 1252: CONTRACT MOD	(4,488,326)	(4,488,326)	0	0	(4,488,326)	0		
1.3.083.93.010.07 - CONTRACT 1252: TUNNEL ALLOC CONTING	0	0	0	0	0	0	68	
<b>CONTRACT 1300 - STATIONS, TRACKWORK AND SYSTEMS TOTAL</b>	<b>884,347,798</b>	<b>900,058,829</b>	<b>29,340,060</b>	<b>9,972,303</b>	<b>910,031,132</b>	<b>-25,683,334</b>	<b>69</b>	
<b>84 - UNION SQUARE/MARKET STREET STATION (UMS) - WORK PACKAGE 1253</b>	<b>294,030,590</b>	<b>289,971,255</b>	<b>2,359,581</b>	<b>(644,088)</b>	<b>289,327,167</b>	<b>4,703,423</b>	<b>21</b>	
1.3.084.03.020.03 - UMS.1253: UNDERGROUD STATION	253,081,452	251,135,043	1,046,903	(78,793)	251,056,250	2,025,202		
1.3.084.03.020.07 - UMS.1253: ELEVATORS ESCALATOR	9,465,694	9,052,699	47,680	53,980	9,106,679	359,015		
1.3.084.03.040.01 - UMS.1253: DEMOLITION CLEARING	6,071,588	6,071,588	0	0	6,071,588	0		
1.3.084.03.040.02 - UMS.1253: SITE UTILITIES UTIL	4,360,395	4,360,395	0	0	4,360,395	0		
1.3.084.03.040.03 - UMS.1253: HAZARDOUS MATERIALS	550,000	432,154	425,218	(109,655)	322,499	227,501		
1.3.084.03.040.04 - UMS.1253: ENVIRONMENTAL MITIGA	244,500	244,500	50,000	(50,000)	194,500	50,000		
1.3.084.03.040.06 - UMS.1253: PEDESTRIAN/BIKE	18,969	18,322	0	0	18,322	647		
1.3.084.03.040.07 - UMS.1253: AUTOMOBILE BUS ACCE	1,158,410	1,147,609	116,408	(100,000)	1,047,609	110,801		
1.3.084.03.040.08 - UMS.1253: TEMPORARY FACILITIES	11,139,701	10,459,542	567,054	(364,145)	10,095,397	1,044,304		
1.3.084.03.050.02 - UMS.1253: TRAFFIC SIGNALS AND	4,773,076	4,773,076	0	0	4,773,076	0		
1.3.084.03.050.03 - UMS.1253: TRACTION POWER SUPPL	1,815,534	1,021,534	0	0	1,021,534	794,000		
1.3.084.03.050.04 - UMS.1253: TRACTION POWER DISTR	216,957	183,756	96,368	0	183,756	33,201		
1.3.084.03.050.05 - UMS.1253: COMMUNICATIONS	1,134,314	1,071,037	9,950	4,525	1,075,562	58,752		
<b>84 - UNION SQUARE/MARKET STREET STATION (UMS) CMODs</b>	<b>9,731,219</b>	<b>9,243,961</b>	<b>1,986,753</b>	<b>2,043,891</b>	<b>11,287,852</b>	<b>(1,556,633)</b>		
1.3.084.84.020.03 - CMOD:UMS.1253: UNDERGROUD STATION	1,832,330	1,809,040	0	0	1,809,040	23,290		
1.3.084.84.020.07 - CMOD:UMS.1253: ELEVATORS, ESCALATORS	490,000	190,000	100,000	0	190,000	300,000		
1.3.084.84.040.01 - CMOD:UMS.1253: DEMOLITION CLEARING	944,987	944,987	0	0	944,987	0		
1.3.084.84.040.02 - CMOD:UMS.1253: SITE UTILITIES UTIL	3,270,038	3,206,200	0	0	3,206,200	63,838		
1.3.084.84.040.03 - CMOD:UMS.1253: HAZARDOUS MATERIALS	349,730	349,730	0	0	349,730	0		
1.3.084.84.040.08 - CMOD:UMS.1253: TEMPORARY FACILITIES	809,103	809,102	0	0	809,102	1		
1.3.084.84.050.05 - CMOD:UMS.1253: COMMUNICATIONS	48,149	48,149	0	57,008	105,157	(57,008)		
1.3.084.94.020.03 - UMS.1253: AC: ALLOC CONTING	10,268,781	0	0	0	0	10,268,781	41	
<b>85 - CHINATOWN STATION (CTS) - WORK PACKAGE 1254</b>	<b>247,567,810</b>	<b>237,986,724</b>	<b>4,148,757</b>	<b>(1,427,960)</b>	<b>236,558,764</b>	<b>11,009,046</b>		
1.3.085.04.010.07 - CTS.1254: GUIDEWAY: UNDERGROUND TUNNEL	76,417,579	76,417,579	0	0	76,417,579	0		
1.3.085.04.020.03 - CTS.1254: UNDERGROUND STATION	133,001,053	125,419,893	3,450,558	(974,244)	124,445,649	8,555,404		
1.3.085.04.020.07 - CTS.1254: ELEVATORS ESCALATOR	6,812,856	6,197,871	353,914	0	6,197,871	614,985		
1.3.085.04.040.01 - CTS.1254: DEMOLITION CLEARING	400,000	400,000	0	0	400,000	0		
1.3.085.04.040.02 - CTS.1254: SITE UTILITIES UTIL	6,001,718	5,650,257	129,000	70,872	5,721,129	280,589		
1.3.085.04.040.03 - CTS.1254: HAZARDOUS MATERIALS	350,000	350,000	0	(120,000)	230,000	120,000		

[A] Cost Account Description	[B] Sept 2020 Budget (YOE)	ACTUAL COSTS					[G] VARIANCE (B - F)	COST REPORT NOTES
		[C] PRIOR MONTH Total	[D] PRIOR MONTH Monthly	[E] CURRENT Monthly	[F] CURRENT Total			
1.3.085.04.040.04 - CTS.1254: ENVIRONMENTAL MITIGA	325,665	325,665	0	(103,205)	222,460	103,205		
1.3.085.04.040.06 - CTS.1254: PEDESTRIAN/BIKE	15,000	0	0	0	0	15,000		
1.3.085.04.040.07 - CTS.1254: AUTOMOBILE BUS ACCE	225,677	130,008	0	0	130,008	95,669		
1.3.085.04.040.08 - CTS.1254: TEMPORARY FACILITIES	16,571,322	16,464,402	194,832	(348,080)	16,116,322	455,000		
1.3.085.04.050.02 - CTS.1254: TRAFFIC SIGNALS AND	1,599,593	1,665,255	0	0	1,665,255	(65,662)		
1.3.085.04.050.03 - CTS.1254: TRACTION POWER SUPPL	4,063,927	3,570,677	0	21,800	3,592,477	471,450		
1.3.085.04.050.04 - CTS.1254: TRACTION POWER DISTRIBUTION	124,481	94,490	0	0	94,490	29,991		
1.3.085.04.050.05 - CTS.1254: COMMUNICATIONS	1,658,938	1,300,626	20,453	24,897	1,325,523	333,415		
<b>85 - CHINATOWN STATION (CTS) CMODs</b>	<b>53,634,870</b>	<b>43,676,948</b>	<b>1,419,413</b>	<b>1,435,053</b>	<b>45,112,001</b>	<b>8,522,869</b>	<b>71</b>	
1.3.085.85.020.03 - CMOD:CTS.1254: UNDERGROUND STATION	1,201,478	1,126,478	0	0	1,126,478	75,000		
1.3.085.85.020.04 - CMOD:CTS.1254: OTHER STATIONS, LANDING, TERMINALS: INTERMODAL, FERRY, TROLLEY, ETC	9,360,183	0	0	0	0	9,360,183		
1.3.085.85.040.01 - CMOD:CTS.1254: POWER POLE	155,956	148,212	0	0	148,212	7,744		
1.3.085.85.040.02 - CMOD:CTS.1254: SITE UTILITIES UTIL	4,022,598	3,996,251	0	0	3,996,251	26,347		
1.3.085.85.040.03 - CMOD:CTS.1254: HAZARDOUS MATERIALS	3,895,399	3,895,396	0	0	3,895,396	3		
1.3.085.85.040.08 - CMOD:CTS.1254: TEMPORARY FACILITIES	33,564,202	33,091,198	0	0	33,091,198	473,004		
1.3.085.85.050.05 - CMOD:CTS.1254: COMMUNICATIONS	1,435,053	1,419,413	1,419,413	1,435,053	2,854,466	(1,419,413)	71a	
1.3.085.95.020.03 - CTS.1254: AC: ALLOC CONTING	(43,634,869)	0	0	0	0	(43,634,869)	72	
<b>86 - YERBA BUENA MOSCONE STATION (YBM) - WORK PACKAGE 1255</b>	<b>158,089,000</b>	<b>154,923,764</b>	<b>1,044,553</b>	<b>1,007</b>	<b>154,924,771</b>	<b>3,164,229</b>		
1.3.086.05.020.03 - YBM.1255: UNDERGROUND STATION	118,405,840	117,364,190	306,225	250,141	117,614,331	791,509		
1.3.086.05.020.07 - YBM.1255: ELEVATORS ESCALATOR	5,333,287	4,928,124	35,832	0	4,928,124	405,163		
1.3.086.05.040.01 - YBM.1255: DEMOLITION CLEARING	657,000	657,000	0	0	657,000	0		
1.3.086.05.040.02 - YBM.1255: SITE UTILITIES UTIL	7,163,278	7,163,276	0	0	7,163,276	2		
1.3.086.05.040.03 - YBM.1255: HAZARDOUS MATERIALS	2,629,439	2,416,201	300,254	(276,013)	2,140,188	489,251	73	
1.3.086.05.040.04 - YBM.1255: ENVIRONMENTAL MITIGA	100,000	37,770	0	(5,751)	32,019	67,981		
1.3.086.05.040.06 - YBM.1255: PEDESTRIAN/BIKE	16,665	1	0	0	1	16,664		
1.3.086.05.040.07 - YBM.1255: AUTOMOBILE BUS ACCE	1,542,725	1,539,725	0	0	1,539,725	3,000		
1.3.086.05.040.08 - YBM.1255: TEMPORARY FACILITIES	15,564,753	15,127,916	401,267	32,630	15,160,546	404,207		
1.3.086.05.050.02 - YBM.1255: TRAFFIC SIGNALS AND	1,726,492	1,723,992	0	0	1,723,992	2,500		
1.3.086.05.050.03 - YBM.1255: TRACTION POWER SUPPL	3,708,425	2,741,349	0	0	2,741,349	967,076		
1.3.086.05.050.05 - YBM.1255: COMMUNICATIONS	1,241,096	1,224,220	975	0	1,224,220	16,876		
<b>86 - YERBA BUENA MOSCONE STATION (YBM) CMODs</b>	<b>4,552,316</b>	<b>5,539,761</b>	<b>1,123,354</b>	<b>(337,643)</b>	<b>5,202,118</b>	<b>(649,802)</b>		
1.3.086.86.020.03 - CMOD:YBM.1255: UNDERGROUND STATION	466,470	450,081	33,068	0	450,081	16,389		
1.3.086.86.020.07 - CMOD:YBM.1255: ELEVATORS ESCALATOR	210,055	210,055	0	0	210,055	0		
1.3.086.86.040.01 - CMOD:YBM.1255: DEMOLITION CLEARING	266,386	259,386	0	0	259,386	7,000	73	
1.3.086.86.040.02 - CMOD:YBM.1255: SITE UTILITIES UTIL	3,570,282	3,158,755	0	0	3,158,755	411,527		
1.3.086.86.040.03 - CMOD:YBM.1255: HAZARDOUS MATERIALS	150,828	150,828	0	0	150,828	0		
1.3.086.86.040.04 - CMOD:YBM.1255: ENVIRONMENTAL MITIGA	102,734	102,734	0	0	102,734	0		
1.3.086.86.040.06 - CMOD:YBM.1255: PEDESTRIAN/BIKE	35,489	29,921	0	0	29,921	5,568		
1.3.086.86.040.08 - CMOD:YBM.1255: TEMPORARY FACILITIES	87,715	87,715	0	0	87,715	0		
1.3.086.86.050.05 - CMOD:YBM.1255: COMMUNICATIONS	(337,643)	1,090,286	1,090,286	(337,643)	752,643	(1,090,286)	73a	
1.3.086.96.020.03 - YBM.1255: AC: ALLOC CONTING	447,685	0	0	0	0	447,685	74	
<b>87 - SURFACE TRACKWORK AND SYSTEMS -WORK PACKAGE 1256</b>	<b>139,989,000</b>	<b>122,810,537</b>	<b>1,412,195</b>	<b>-1,917,264</b>	<b>120,893,273</b>	<b>19,095,727</b>		

[A] Cost Account Description	[B] Sept 2020 Budget (YOE)	ACTUAL COSTS					[G] VARIANCE (B - F)	COST REPORT NOTES
		[C] PRIOR MONTH Total	[D] PRIOR MONTH Monthly	[E] CURRENT Monthly	[F] CURRENT Total			
1.3.087.09.010.02 - STS.1256: GUIDEWAY: AT-GRADE SEMI-EXCLUSIVE (ALLOWS C	2,860,000	2,860,000	0	0	2,860,000	0		
1.3.087.09.010.06 - STS.1256: GUIDEWAY: UNDERGROUND CUT & CVR	9,257,731	8,937,034	0	0	8,937,034	320,697		
1.3.087.09.010.07 - STS.1256: GUIDEWAY: UNDERGROUN	16,723,552	16,132,437	(28,918)	0	16,132,437	591,115		
1.3.087.09.010.09 - STS.1256: TRACK DIRECT FIXATION	6,761,089	6,757,090	3,750	(432)	6,756,658	4,432		
1.3.087.09.010.12 - STS.1256: TRACK: SPECIAL	4,449,637	4,449,637	0	0	4,449,637	0		
1.3.087.09.020.01 - STS.1256: AT-GRADE STATION	7,602,857	6,485,400	45,422	(166,336)	6,319,064	1,283,793		
1.3.087.09.040.02 - STS.1256: SITE UTILITIES, UTILITY RELOCA	17,464,046	14,631,873	(14,808)	0	14,631,873	2,832,173		
1.3.087.09.040.03 - STS.1256: HAZARDOUS MATERIALS	200,000	200,000	0	(200,000)	0	200,000	73	
1.3.087.09.040.04 - STS.1256: ENVIRONMENTAL MITIGATION	50,000	50,000	0	(50,000)	0	50,000	73	
1.3.087.09.040.07 - STS.1256: AUTOMOBILE BUS ACCE	2,116,925	2,116,924	0	0	2,116,924	1		
1.3.087.09.040.08 - STS.1256: TEMPORARY FACILITIES	13,896,832	13,735,367	10,000	0	13,735,367	161,464		
1.3.087.09.050.01 - STS.1256: TRAIN CONTROL AND SIGNALS	27,543,451	25,861,486	662,643	(2,170,708)	23,690,778	3,852,673		
1.3.087.09.050.02 - STS.1256: TRAFFIC SIGNALS AND	4,463,368	3,798,418	0	0	3,798,418	664,950		
1.3.087.09.050.03 - STS.1256: TRACTION POWER SUPPL	9,889,014	8,420,913	53,340	292,279	8,713,192	1,175,822		
1.3.087.09.050.04 - STS.1256: TRACTION POWER DISTRIBUTION	6,099,675	3,464,601	343,270	372,853	3,837,454	2,262,221		
1.3.087.09.050.05 - STS.1256: COMMUNICATIONS	7,996,237	3,188,395	59,400	5,080	3,193,475	4,802,762		
1.3.087.09.050.07 - STS.1256: CENTRAL CONTROL	2,614,586	1,720,962	278,096	0	1,720,962	893,624		
87 - SURFACE TRACKWORK AND SYSTEMS (STS) CMODs	34,055,845	35,905,879	15,845,454	10,819,307	46,725,186	(12,669,340)		
1.3.087.89.020.03 - CMOD:STS.1256: UNDERGROUND STATION	(4,876,785)	(4,876,785)	0	0	(4,876,785)	(0)		
1.3.087.89.040.01 - CMOD:STS.1256: DEMOLITION, CLEARING, EARTHWORK	399,000	399,000	0	0	399,000	0		
1.3.087.89.040.02 - CMOD:STS.1256: SITE UTILITIES, UTILITY RELOCA	1,482,322	1,345,796	0	0	1,345,796	136,526		
1.3.087.89.040.03 - CMOD:STS.1256: HAZARDOUS MATERIALS	18,221	18,219	0	0	18,219	2		
1.3.087.89.040.07 - CMOD:STS.1256: AUTOMOBILE BUS ACCE	2,075,447	975,368	975,368	2,075,450	3,050,818	(975,371)		
1.3.087.89.040.08 - CMOD:STS.1256: TEMPORARY FACILITIES	34,904,623	33,122,159	11,881,286	861,731	33,983,890	920,733	74a	
1.3.087.89.050.01 - CMOD:STS.1256: TRAIN CONTROL	(1,856,144)	4,702,122	2,988,800	6,739,084	11,441,206	(13,297,350)		
1.3.087.89.050.02 - CMOD:STS.1256: TRAFFIC SIGNALS AND	242,427	220,000	0	0	220,000	22,427		
1.3.087.89.050.05 - CMOD:STS.1256: COMMUNICATIONS	1,666,735	0	0	1,143,042	1,143,042	523,693		
1.3.087.99.020.01 - STS.1256: AC: ALLOC CONTING	(24,384,449)	0	0	0	0	(24,384,449)	75	
88 - STATIONS CONTRACT 1300	2,435,063	1,113,790	53,877	(316)	1,113,474	1,321,589		
1.3.088.06.080.04 - CN1300 CONSTRUCTION TRAILER [68CPT5441316.CPT5441316]	80,000	0	0	0	0	80,000		
1.3.088.06.080.04 - DT-CN1300 COMMUNICATIONS INSTALL [68CPT5441317.CPT544	1,430,594	62,412	31,932	0	62,412	1,368,182		
1.3.088.06.080.04 - MTA Communications - Business Liaison to support CN1300 CON[68C	420,000	343,778	0	0	343,778	76,222		
1.3.088.06.080.04 - IT-CN1300 Installation [68CPT5441319.CPT5441319]	448,371	284,310	4,700	(316)	283,994	164,377		
1.3.088.06.080.04 - CN1300 Installation Maintenance [68CPT5441320.CPT5441320]	25,000	382,655	17,245	0	382,655	(357,655)		
1.3.088.06.080.04 - DT Support - Stations [68CPT5441325.CPT5441325]	31,098	40,635	0	0	40,635	(9,537)		
141 - CONSTRUCTION ADMINISTRATION	0	0	0	0	0	0		
142 - LEGAL/PERMITS	2,014,204	0	0	0	0	2,014,204		
1.3.142.01.080.06 - LGL.PRMTSF:LEGAL; PERMITS	2,014,204	0	0	0	0	2,014,204		
144 - STARTUP	8,300,329	0	0	0	0	8,300,329		
1.3.144.01.080.08 - STRT: STARTUP (SFMTA Transit)	6,941,907	0	0	0	0	6,941,907		
1.3.144.97.080.08 - STRTA: AC STARTUP ALLOC CONTIN	1,358,422	0	0	0	0	1,358,422		
151 - TEMPORARY LICENSE AGREEMENT	17,000	0	0	0	0	17,000		
1.3.151.01.080.06 - TEMP.LICPORARY LICENSE AGREEME	17,000	0	0	0	0	17,000		

[A] Cost Account Description	[B] Sept 2020 Budget (YOE)	ACTUAL COSTS					[G] VARIANCE (B - F)	COST REPORT NOTES
		[C] PRIOR MONTH Total	[D] PRIOR MONTH Monthly	[E] CURRENT Monthly	[F] CURRENT Total			
170 - COMMUNICATIONS CONNECTIONS	10,599,579	1,123,913	0	0	1,123,913	9,475,666		
1.3.170.01.050.04 - COMM.CONNN:COMMUNICATION CONN	5,757,629	0	0	0	0	5,757,629		
1.3.170.01.050.05 - CSP Radio Design	641,950	641,950	0	0	641,950	0		
1.3.170.01.050.05 - CSP Radio Cable	377,788	321,963	0	0	321,963	55,825		
1.3.170.01.050.05 - CSP Radio Procurement	3,822,212	160,000	0	0	160,000	3,662,212		
181 - AON RISK INSURANCE CS 163	25,119,436	25,119,206	0	0	25,119,206	230		
1.3.181.01.040.08 - AON.CS163 AON RISK INS.	25,094,436	25,094,206	0	0	25,094,206	230		
1.3.181.01.080.03 - AON.CS171 AON RISK INS. STUDY	25,000	25,000	0	0	25,000	0		
191 - FARE COLLECTION CONTRACTOR	5,400,000	152,852	0	0	152,852	5,247,148		
1.3.191.01.050.06 - FARE.CONSUM:FARE COLLECTION	5,400,000	152,852	0	0	152,852	5,247,148		
192 - THALES T&S CENTRAL CONTROL	18,524,681	10,698,655	0	0	10,698,655	7,826,026		
1.3.192.01.050.01 - THALES T&S ATCS	487,972	106,179	0	0	106,179	381,793		
1.3.192.01.050.01 - CN1266-2 Advanced Train Control System (ATCS) - Implementation	14,611,285	7,475,844	0	0	7,475,844	7,135,441		
1.3.192.01.050.01 - CN1266-1 Advanced Train Control System (ATCS) - Equipment	3,425,424	3,116,632	0	0	3,116,632	308,792		
202 - JOC2-022.0	63,938	0	0	0	0	63,938		
1.3.202.01.040.02 - JOC2-022:15&22 POTHOLING UTIL1 LGHT FNDS	63,938	0	0	0	0	63,938		
203 - JOC2-029.0	53,317	0	0	0	0	53,317		
1.3.203.07.040.02 - JOC0292-029: RELOCATE VAULTS-S	53,317	0	0	0	0	53,317		
302 - PG&E	1,988,173	3,874,699	0	0	3,874,699	(1,886,526)		
1.3.302.03.050.03 - PGE PERMANENT POWER UMS	(2,350,000)	0	0	0	0	(2,350,000)		
1.3.302.03.050.03 - PGE POWER FEED UMS	2,959,826	1,305,477	0	0	1,305,477	1,654,349		
1.3.302.04.050.03 - PGE PERMANENT POWER CTS	(2,350,000)	0	0	0	0	(2,350,000)		
1.3.302.04.050.03 - PGE POWER FEED CTS	2,959,826	0	0	0	0	2,959,826		
1.3.302.05.050.03 - PGE PERMANENT POWER YBM	(2,368,540)	0	0	0	0	(2,368,540)		
1.3.302.05.050.03 - PGE POWER FEED YBM	3,125,222	2,569,222	0	0	2,569,222	556,000		
1.3.302.09.050.03 - PGE POWER FEED STS	11,839	0	0	0	0	11,839		
331 - BAY AREA RAPID TRANSIT (BART)	951,356	476,611	0	0	476,611	474,745		
1.3.331.01.080.04 - CM:SFMTA LABOR-ENG SVCS-IRP/BART/SF	50,000	33,152	0	0	33,152	16,848		
1.3.331.01.080.06 - CM: BAY AREA RAPID TRANSIT (BART) [122A]	901,356	443,459	0	0	443,459	457,897		
333 - AMERICAN PUBLIC TRANSP. ASSOCIATION (APTA) CS-APTA	146,500	62,112	0	0	62,112	84,388		
1.3.333.01.080.03 - APTA:APTA - IRP [2G]	46,500	31,054	0	0	31,054	15,446		
1.3.333.01.080.03 - APTA:APTA - IRP [2C]	100,000	31,058	0	0	31,058	68,942		
334 - BART FARE COLLECTION SYSTEM	700,000	475,136	0	0	475,136	224,864		
1.3.334.01.050.06 - BART:BART FARE COLLECTION EQP	700,000	475,136	0	0	475,136	224,864		
401 - ECONOMIC AND WORKFORCE DEVELOPMENT (EWD)	17,600	17,600	0	0	17,600	0		
1.3.401.01.080.04 - EWD: MAYORS OFFICE ECON DEV	17,600	17,600	0	0	17,600	0		
402 - DEPARTMENT OF TECHNOLOGY	242,371	250,534	0	0	250,534	(8,163)		
1.3.402.07.050.04 - DT:1UTL:COMM. CONNECTIONS	166,756	179,179	0	0	179,179	(12,423)		
1.3.402.08.050.04 - DT:2UTL:COMM.CONNECTIONS	75,615	71,354	0	0	71,354	4,261		
404 - DEPARTMENT OF BUILDING INSPECTION (DBI)	1,204,081	1,204,081	0	0	1,204,081	0		
1.3.404.01.080.06 - DPT OF BUILDING INSPECTION	1,204,081	1,204,081	0	0	1,204,081	0		
491 - FORM B - REIMBURSEMENT	(12,227,954)	0	0	0	0	(12,227,954)		



[A] Cost Account Description	[B] Sept 2020 Budget (YOE)	ACTUAL COSTS					[G] VARIANCE (B - F)	COST REPORT NOTES
		[C] PRIOR MONTH Total	[D] PRIOR MONTH Monthly	[E] CURRENT Monthly	[F] CURRENT Total			
1.3.491.02.040.02 - FORMB - CONTRACT 1252 UTILITY REIMBUR	(254,050)	0	0	0	0	(254,050)	76	
1.3.491.03.040.02 - FORMB - UMS:CONTRACT 1300 UTILITY REIMBURSEMENT	(528,370)	0	0	0	0	(528,370)	77	
1.3.491.04.040.02 - FORMB - CTS:CONTRACT 1300 UTILITY REIMBURSEMENT	(451,703)	0	0	0	0	(451,703)	78	
1.3.491.05.040.02 - FORMB - YBM:CONTRACT 1300 UTILITY REIMBURSEMENT	(100,000)	0	0	0	0	(100,000)	79	
1.3.491.06.040.02 - FORMB - CONTRACT 1300 UTILITY REIMBUR	0	0	0	0	0	0	80	
1.3.491.07.040.02 - FORMB - CONTRACT 1250 UTILITY REIMBUR	(2,275,419)	0	0	0	0	(2,275,419)	81	
1.3.491.08.040.02 - FORMB - CONTRACT 1251 UTILITY REIMBUR	(7,618,412)	0	0	0	0	(7,618,412)	82	
1.3.491.09.040.02 - FORMB - STS:CONTRACT 1300 UTILITY REIMBURSEMENT	(1,000,000)	0	0	0	0	(1,000,000)	83	
<b>TOTAL CONSTRUCTION PHASE</b>	<b>1,388,816,971</b>	<b>1,391,064,939</b>	<b>36,500,308</b>	<b>6,658,653</b>	<b>1,397,723,593</b>	<b>(8,906,622)</b>		
1.4.091.01.070.01 - LRVS: LIGHT RAIL VEHICLES RFP [34B]	1,324,123	1,319,773	0	0	1,319,773	4,350		
1.4.091.01.070.01 - LRVS: LIGHT RAIL VEHICLES PROJECT MGT [68E]	828,009	828,009	0	0	828,009	0		
1.4.091.01.070.01 - LRVS: LRV PROCUREMENT ODC	25,000	0	0	0	0	25,000		
1.4.091.01.070.01 - LRVS: LRV PROCUREMENT	14,622,868	9,781,465	0	0	9,781,465	4,841,403		
1.4.091.97.070.01 - LRVA:AC: VEHICLES ALLOC CONTI	0	0	0	0	0	0	26	
<b>TOTAL VEHICLES</b>	<b>16,800,000</b>	<b>11,929,247</b>	<b>0</b>	<b>0</b>	<b>11,929,247</b>	<b>4,870,753</b>		
1.5.015.01.060.01 - RE: EASEMENT ACQUISIT	400,000	322,939	0	0	322,939	77,061		
1.5.015.01.060.01 - RE: REAL EST SITE ACQ	15,955,138	14,224,616	0	0	14,224,616	1,730,522		
1.5.015.01.060.01 - RE: REAL ESTATE	766,272	766,272	0	0	766,272	0		
1.5.015.01.060.01 - RE: REC & PARK MOU	6,987,624	6,987,624	0	0	6,987,624	0		
1.5.015.01.060.01 - RE:-DEPT OF TRANSPOR	2,686,000	2,686,000	0	0	2,686,000	0		
1.5.015.01.060.01 - RE:-LICENSES FEES	400,000	381,311	0	0	381,311	18,689		
1.5.015.97.060.01 - RE:A:AC: RE: REAL ESTATE ALLO	0	0	0	0	0	0		
1.5.023.01.060.01 - ATTY:REAL ES	2,764,872	2,764,872	0	0	2,764,872	0		
1.5.101.01.060.02 - RES.RELO: RELOCATION COST	1,275,200	1,289,701	0	0	1,289,701	(14,501)		
1.5.102.01.060.02 - COMM.RELO-RELOC COMMERCIAL	905,311	1,119,729	0	0	1,119,729	(214,418)		
<b>TOTAL ROW, LAND, EXISTING IMPROVEMENTS</b>	<b>32,140,418</b>	<b>30,543,065</b>	<b>0</b>	<b>0</b>	<b>30,543,065</b>	<b>1,597,353</b>		
<b>90 - CONTINGENCY</b>	<b>(53,151,762)</b>	<b>0</b>	<b>0</b>	<b>0</b>	<b>0</b>	<b>(53,151,762)</b>		
1.7.500.91.090.00 - UNALLOCATED CONTINGENCY	1,632,669					1,632,669	84	
<b>TOTAL ALLOCATED CONTINGENCY</b>	<b>(54,784,431)</b>					<b>(54,784,431)</b>		
<b>TOTAL PROJECT COST</b>	<b>1,601,008,106</b>	<b>1,594,065,105</b>	<b>36,533,631</b>	<b>6,658,653</b>	<b>1,600,723,758</b>	<b>284,347</b>		

Connecting people. Connecting communities.

7.1 Program Project Budget	
1	The Central Subway Project (CSP) ( SFMTA Capital Program CPT 544 ) is defined in the FTA-SFMTA October 2012 Full Funding Grant Agreement with a budget of \$1.578 billion.
2	The TBM Retrieval Shaft Relocation (SFMTA Capital Program CPT 690) is one of four capital projects that is related to CSP. These projects are reported for background information as needed outside of the main body of the Project Monthly Progress Report.
3	The Chinatown Plaza (CPT 718) is for Chinatown Station enhancement capital project. The project has funding outside of the Central Subway Project. The construction is carried out in Contract 1300 Contract Modifications.
4	CPT 665 is a Real Estate project to relocation in compliance with California regulations for business relocations but outside of the Central Subway Project as defined by the FTA FFGA.
5	CPT 705 is an SFMTA capital improvement between the Agency and community stakeholders outside of the Central Subway Project.
6	Utility company reimbursements (Form B) result in funds received for work carried out on behalf of utilities concurrent to CSP work to achieve efficiencies.
7	PG&E Power Feed reimbursement funds are the refunds from PG&E when completion of Stations construction and switch to permanent power.
8	BART Elevator funds are reimbursements for work carried out on behalf of BART to install BART Powell Street Station elevator.
9	The Tutor Perini - CAD Files funds are the result of payments by the contractor for project documentation not included in the contract.
10	SFPUC Sewer Main funds are reimbursements for work carried out on behalf of San Francisco PUC (includes 10% construction contingency).
11	Traffic Effectiveness Project funded Contract Modification #40 for Culvert, Street & Sidewalk Restoration in North Beach are reimbursements for work carried out in Contract 1252 on behalf of SFMTA SSD.
12	SFPUC 24" Water Main funds are reimbursements for work carried out in Contract 1252 Contract Modification #41 on behalf of San Francisco PUC (includes construction management cost).
13	SFPUC North Beach 24" Water Main Additional Work funds are reimbursements for work carried out in Contract 1252 Contract Modification #48 on behalf of San Francisco PUC (includes construction management cost).
14	CN1300 Contract Modification #6 is funded by Chinatown Plaza (CPT 718) project.
15	Traffic Effectiveness Project funded Contract Modification #51 for support for North Beach Restoration, OCS and Streetlighting which are reimbursements for work carried out in Contract 1252.
16	Public Works' funds are for reimbursements for work carried out on behalf of Public Works MOU for Water Line above YBM Station.
17	SFWD funded Contract Modification #60 for 8' water line at the intersection of Fourth and Jessie Street which are reimbursements for work carried out in Contract 1252.
17a	The Chinatown Plaza (CPT 718) is used for Chinatown Station enhancement. The project has funding outside of the Central Subway Project. The construction is carried out in Contract 1300 Contract Modifications. CMOD#123 is being partially funded by CPT718 funding.

Connecting people. Connecting communities.

7.4 Contingency Management Trend Report	
18	In Oct 2014 Report, updated Contract 1250 contract cost to segregate contract amount and contract modification amount. Note that September 2013 Supplemental Authorized Contingency "column f" did not include completed contract.
19	In Oct 2014 Report, updated Contract 1251 contract cost to segregate contract amount and contract modification amount. Note that September 2013 Supplemental Authorized Contingency "column f" did not include completed contract.
20	Contract 1252 Original Contract Value "column a" and Original Contingency "column f" did not match September 2013 Supplemental due to Supplemental were used the revised value to reflect Contract Modifications #3-#18. Reduced Contract 1252 contingency to reflect CMod #20 for retrieval shaft relocation cost \$5.15M funded by CPT690, CMod #40 for Culvert, Street & Sidewalk Restoration cost \$694,651 funded by Traffic Effectiveness Project (TEP), and CMod #41 for install 24" Water Main in North Beach cost \$328,860 funded by SFPUC. In August 2015 report, release \$15M CN1252 Tunnel assigned contingency to program unallocated contingency. In March 2106 report, reduced Contract 1252 contingency by \$377,435 cost to reflect certification of five CMODS. CMod#49, #52 and #53 total \$221,967 are funded by CPS. CMod#51 Support for North Beach Restoration, OCS and Streetlighting cost of \$155,468 is being funded by TEP. Released \$155,468 CN1252 allocated contingency to program's unallocated contingency. In May 2016 report, reduced Contract 1252 contingency by \$185,913 cost to reflect certification of two CMODS. In July 2016 report, increased Contract 1252 contingency by \$15,259 cost to reflect certification of one CMOD. In October 2016 report, increased Contract 1252 contingency by \$319,658 to reflect certification of three credit CMODS. In March 2018 report, increased Contract 1252 contingency by \$131,715 cost to reflect certification of two CMODS.
21	BART Elevator scope and SFPUC Sewer Main scope is in Contract 1300; effort will be funded by BART. In January 2015 Report, corrected Station Contract value to match awarded amount. In March 2019, \$18,036,709 was taken out of original contract of \$879,676,400 due to ATCS no longer being done by Tutor hence new revised budget of \$861,639,691. In August 2019, used new methodology to report on the potential changes to our contract cost. See backup via SCC codes. The budget number in cell m14 has also been updated to reflect the true cost.
22	In March 2016 Report, lowered Contract 1300 Stations CTS contingency by \$75,000 because Contract Modification #6 was funded by Project CPT718. In Nov 2016 report, reversed moving contingency.
23	In December 2017 Report, \$1,060,000 Job Readiness Budget is shown as an approved change in Column "b". In March 2019 report, \$18,036,709 taken out of Tutor contract (STS package) and put into unallocated contingency. We then used the same amount from unallocated contingency, \$18,036,709 and moved to its own line for the ATCS (advanced train control system) contract. As of March 2019, Tutor has not given us credit for the \$18,036,709 that is still sitting on the STS AL-14 bid item. That bid item should not be \$25M but instead be \$7,054,078 to reflect amount we have previously paid out. We will continue to monitor the STS-AL bid item to make sure Tutor corrects the amount. In August 2019, we are showing the \$4,841,950 from unallocated program contingency being moved to SCC 50 Systems category.
24	In December 2017 Report, there is a change in Column "f" and Column "h" to reflect reporting to include CN1250 and CN1251. Prior to this, Column "f" and Column "h" reporting excluded CN1250 and CN1251.

Connecting people. Connecting communities.

25	In April 2015 report, real estate budget stated in RAMP Rev5 is \$36.7M, including \$1M contingency. The cost workbook ROW & contingency budget reflects this with \$36,511,799 and \$1,000,000 respectively. Revised cost book ROW budget & contingency to be \$37,511,799. The \$4,265,478 Caltrans lease savings is allocated to ROW allocated contingency. In February 2017, released \$5,265,478 from completed phase Real Estate assigned contingency to program unallocated contingency. In September 2020, re-programmed, re-aligned and re-adjusted the allocated STS contingency to increase by \$22,708,106 due to funding received.
26	In Dec 2014 Report, redistributed LRV budget to reflect recent firm bid cost per vehicle (\$3,327,250/unit) from vehicle procurement contract award. (SFMTA Board meeting 15JUL14, calendar item #11). Vehicle line item total budget remains unchanged, redistributed fund by reducing base amount to \$13,309,000, column "c" and increased allocated contingency column "h", by same amount. In Dec 2018 Report, increased LRV budget by \$3,491,000 to reflect final costs of vehicles (\$4,200,000/unit) for vehicle procurement contract to \$16,800,000. Reduced LRV contract and transferred the \$9,585,653 from LRV contingency to unprogrammed contingency.
26a	In July 2018 Report, increased SCC 80 Professional Services category budget by \$2,263,498 due to additional costs related to CN1300 stations; cost was transferred from program unallocated contingency. In August 2019 report, we are realigned and adjusted the allocated contingency for Professional Services and moved to approved changes column.
27	In Oct 2014 Report, made two corrections: i) revised Professional Services, Original Contract Value "column a" from \$310,518,041 to \$310,618,041, ii) revised Original Cogency. "column f" unallocated contingency from \$3,883,481 to \$3,845,945. In April 2015 report, used \$500K program contingency for CS-175 Bayland Soil Process contract. In August 2015 Report, added \$15M from Contract 1252. In March 2016 Report, the \$155,468 costs funded by other project offset credits added to program's unallocated contingency. In August 2016 Report, used \$15M to UMS contingency and \$5M to CTS contingency. In February 2017, increased \$5,265,478 from real estate contingency to program unallocated contingency and used \$1M for CN1300 Job Readiness Program contract. In July 2018 report, used \$2,263,498 to increase SCC 80 Professional Services category regarding matters related to stations from program unallocated contingency. In August 2019 report, used \$4,841,950 to increased SCC 50 Systems category regarding matters related to CSP Radio from program unallocated contingency.
28	The total Central Subway Project budget of \$1.578 billion, based on the October 2012 FFGA with the FTA, is the primary MPR report reference. In September 2020, the project budget increased from \$1.578 billion to \$1.601 billion due to additional funding.
29	Estimate at Completion is shown at Column "e".
30	Estimate at Completion vs. Budget variance is shown at Column "k".
<b>7.5 Contract Modification/Trend Log - Contract 1300 Stations</b>	
31	Reported all trend cost for Contractor Change Order Requests and Proposed Contract Change and applied probability to forecasted trends. In April 2016 Report, reviewed probability formula and adjusted cost. In May 2017, updated probability formula and adjusted cost.

7.6 Budget Revisions: Report Sorted by Construction Packages	
32	In Dec 2014 Report, reduced CN1252 allocated contingency by \$28K to execute Contract Modification #46, see Report 7.5 Detail Contingency Usage Report. In August 2015 report, release \$15M CN1252 Tunnel assigned contingency to program unallocated contingency. In March 2016 report, five contract modifications certified totaling \$377,435 of which \$155,468 is using another source of funding. Released \$155,648 from CN1252 Tunnel assigned contingency to program unallocated contingency. In May 2016 Report, reduced CN1252 allocated contingency by \$186K to execute Contract Modification #54 and #55, see Report 7.5 Detail Contingency Usage Report. In October 2016 Report, increased CN1252 allocated contingency by \$319,658 to execute three contract modifications (#57, #58 and #59), see Report 7.5 Detail Contingency Usage Report. In March 2018 Report, increased CN1252 allocated contingency by \$131,715 to execute two contract modifications (#61 and #62), see Report 7.5 Detail Contingency Usage Report. In December 2018 Report, released CN1252 allocated contingency of \$966,431 to program unallocated contingency.
33	In February 2017 report, initiated budget from program unallocated contingencies for CN1300 Job Readiness Program. CN1300 Job Readiness Program budget was part of CN1300 base value, a deduction contract modification will lower CN1300 contract value.
34	In April 2015, initiated budget from program unallocated contingencies for CS-175 Bayland Soil Process contract, refer to Note 20.
34a	In March 2019, initiated transfer due to budget being withdrawn from Tutor contract (STS package) to fund the Advanced Train Control System contract amount of \$18,036,709. CN1266-2 Advanced Train Control System (ATCS) Implementation for \$14,611,285 and CN1266-1 Advanced Train Control System (ATCS) Equipment for \$3,425,424.
34b	In December 2018, initiated budget from program unallocated contingencies for AON Risk Insurance, refer to Note 20.
35	In February 2017, released completed phase real estate assigned contingency \$5,265,478 to program unallocated contingency.
36	In Dec 2014 Report, redistributed LRV budget to reflect recent firm bid cost per vehicle (\$3,327,250/unit) from vehicle procurement contract award. (SFMTA Board meeting 15JUL14, calendar item #11). Vehicle line item total budget remains unchanged, redistributed fund by reducing base amount to \$13,309,000 and increased allocated contingency by same amount. In December 2018 Report, adjusted budget from \$13,309,000 to \$16,800,000 from allocated contingency. Took the remaining allocated contingency of \$9,585,653 and moved it to program unallocated contingency.
36a	In August 2019 Report, utilized the contingency of \$16,862,657 from 80.03 Project Management budget and 80.04 Construction Management budget and redistributed funds to align with AECOM budget to reflect true costs plus additional \$12,000,000 in 2019 annual work plan.

Connecting people. Connecting communities.

37	<p>In October 2016 report, 1252 program contingency increased by \$319,658 due to execution of three contract modifications as credit offsets. In November 2016 report, took away \$75,000 funding from program's unallocated contingency and moved to CTS allocated contingency. In February 2017 report, initiated budget from program unallocated contingencies for CN1300 Job Readiness Program. CN1300 Job Readiness Program budget was part of CN1300 base value, a deduction contract modification will lower CN1300 contract value. Also released \$5,265,478 assigned real estate contingency to program unallocated contingency. In June 2017, initiated budget from Contract 1251's contract value (true final administrative close out cost) to program unallocated contingency, a deduction contract modification that lowered CN1251's contract value by \$125,501. In March 2018 report, 1252 program contingency increased by \$131,715 due to execution of two contract modifications as credit offsets. In July 2018, increased SCC category Professional Services in 80.04 Construction Management by \$2,263,498 by reducing program unallocated contingency. In August 2019, increased SCC category Other Construction in 50.05 CSP Radio by \$4,841,950 by reducing program unallocated contingency.</p>
38	<p>In April 2015 report, program contingency decreased by \$500,000. In August 2015 report, release \$15M CN1252 Tunnel assigned contingency to program unallocated contingency. In March 2016 report, released \$155,468 from Contract 1252 Tunnel assigned contingency and \$75,000 from Contract 1300 Stations assigned contingency totaling \$230,956. In August 2016, released a total of \$20M unassigned contingency to assigned contingency; \$15M to CN1300 UMS station and \$5M to CTS station. In February 2017 report, initiated budget from program unallocated contingencies for CN1300 Job Readiness Program. CN1300 Job Readiness Program budget was part of CN1300 base value, a deduction contract modification will lower CN1300 contract value. Also released \$5,265,478 assigned real estate contingency to program unallocated contingency. In July 2017, increased program unallocated contingency by \$125,501 due to CN1251's revised contract value. In July 2018, reduced program unallocated contingency by \$2,263,498 to fund additional costs for SCC category Professional Services in 80.04 Construction Management. In December 2018, reallocated CN1252 budget of 2,402,247 (due to closeout cmod reduction of 1,435,816 and contingency release of 966,430) and LRV budget contingency of 9,585,653 and released a total of 11,987,900 to unprogrammed contingency. In August 2019, reduced program contingency by \$4,841,950 to fund additional costs for SCC category Other Construction in 50.05 to fund CSP Radio related services. In August 2020, used \$5.25M of unprogrammed contingency to fund AECOM 2020 AWP \$4.5M and AECOM 2020 ODC \$750K.</p>
<p><b>7.7 Budget Expenditures by SCC Codes</b></p>	
39	<p>In March 2017, added new columns for "Supplemental 2013 Budget" and "Remaining Budget". In April, added new column for "Contingency". In May 2017, added new column for "Report Note". In May 2017, breakdown the combined SCC codes 10 to 50 into individual row for 10, 20, 40, 50 categories. Assigned SCC code to all CN1300 potential changes. Contract 1300 Station assigned contingency SCC are 20.01 and 20.03. The budget transfer is using assigned contingency to process contract modifications. In June 2017, adjusted and realigned SCC codes. In July 2018, the budget transfer is using SCC 90 program unallocated contingency to process an increase in budget for category SCC 80.03-90.04 PM For Design &amp; Construction. In March 2019, added \$18,036,709 from taking out the ATCS from Tutor contract. The budget transfer was used to create a stand alone line for ATCS work in 50.01 under Thales. In August 2020, used \$5.25M of unprogrammed contingency to create AECOM 2020 AWP \$4.5M and AECOM 2020 ODC \$750K.</p>
<p><b>7.9 Detail Monthly Expenditure Report</b></p>	
<p><b>Phase 1 Preliminary Engineering</b></p>	
40	<p><b>In February 2017, line item budget was adjusted to line-up expenditures.</b>          Famis cost for Preliminary Engineering (PE) is \$48,210,903.71. Cost Report for Preliminary Engineering (PE) is \$46,542,060. Some Design cost reported in Famis were moved to Design Phase.</p>

Connecting people. Connecting communities.

<b>Phase 2 Design Phase</b>	
41	Famis cost adjustment to transfer Project Management cost from July 2013 to Phase 3 Construction Phase.
	Famis Phase 1 PE Index Code: 357906.CPT5441112 cost is \$10,222,939
42	\$8,949,300 is reported in Cost Report Phase 1 PE and the balance of \$1,273,639 is reported in Phase 2 Design.
	1.2.021.01.080.03 - FD:CTYCO-ARTS COMMISSION [357909ART001.CPT5441227]: FAMIS: \$1,425,167 Cost Report: \$1,425,167 cost is reported in Phase 2 Design, 1.2.021.01.080.03 Cost Transfer: Remaining cost is reported in Phase 3 Construction, 1.3.021.01.080.03 - ARTS:CTYCO-ARTS COMMISSION
43	[357909ART001.CPT5441227]
44	In December 2016 Report, Central Subway Project has re-activated CSA Audit Work Order to perform overhead audit for three consultant forms.
	1.2.055.01.080.02 - FD:ODCs - 651 BRANNAN STREET [35CPT5441241.CPT5441241]: FAMIS: \$2,294,910 Cost Report: \$2,294,910 1.2.055.01.080.02 Cost Transfer: Future costs to be allocated to 1.3.055.01.080.02 - FD:ODCs - 651 BRANNAN STREET
45	[35CPT5441241.CPT5441241]
	1.2.063.01.080.03 - AECOM.CS149 OM-EPC JV CS149-PM [68CPT544133D.CPT544133D]: FAMIS: \$4,698,167 Cost Report: \$4,698,167 on 1.2.063.01.080.03
46	Cost Transfer: Future costs to 1.3.063.01.080.03 - AECOM.CS149 OM-EPC JV CS149-PM [68CPT544133D.CPT544133D]
47	AVA Cost \$395,204 is reported in Phase 2 Final Design 1.2.066.01.080.03
48	In January 2017 Report, remove variance amount of (\$920,555) that was incorrectly reported in August 2016.
	1.2.071.01.080.02 - FD:FINAL DESIGN-DP1 [35CPT5441232.CPT5441232]: FAMIS: \$5,608,147 Cost Report: \$5,469,336
49	Cost Transfer: \$138,811 to 1.3.071.01.080.04 - FD:FINAL DESIGN-DP1 [35CPT5441232.CPT5441232]
	1.2.072.01.080.02 - FD:FINAL DESIGN-DP2 [35CPT5441233.CPT5441233]: FAMIS: \$26,268,511 COST REPORT: \$26,220,609
50	COST TRANSFER: \$47,902 to 1.3.072.01.080.04 - FD:FINAL DESIGN-DP2 [35CPT5441233.CPT5441233]
	1.2.073.01.080.02 - FD:FINAL DESIGN-DP3 [35CPT5441236.CPT5441236]: FAMIS: \$11,502,372 COST REPORT: \$11,432,312
51	COST TRANSFER: \$70,060 to 1.3.073.01.080.04 - CM: DP3 [35CPT5441236.CPT5441236]
<b>Phase 3 Construction Phase</b>	
	1.3.021.01.080.03 - ARTS:CTYCO-ARTS COMMISSION [357909ART001.CPT5441227]: FAMIS: \$1,525,982 Cost Report: \$1,425,167 1.2.021.01.080.03
52	Cost Transfer: any future costs to 1.3.021.01.080.03

Connecting people. Connecting communities.

53	In January 2017 Report, revised SCC Code from 1.2.032.02.080.02 -1424J-BOE LABOR [PWE1X5MPFUNA.CPT544112B112] to 1.3.032.06.080.04 to correct incorrect SCC assignment for DPW support to construction phase.
54	In January 2017 Report, revised SCC Code from 1.2.032.02.080.02 -1424J-BOE LABOR [PWE1X5MPFUNA.CPT544112C112] to 1.3.032.06.080.04 to correct incorrect SCC assignment for DPW support to construction phase.
55	In January 2017 Report, revised SCC Code from 1.2.032.02.080.02 -1424J-BOE LABOR [PWE1X5MPFUNA.CPT544112D112] to 1.3.032.06.080.04 to correct incorrect SCC assignment for DPW support to construction phase.
56	In January 2017 Report, revised SCC Code from 1.2.032.02.080.02 -1424J-BOE LABOR [PWE1X5MPFUNA.CPT544112E112] to 1.3.032.06.080.04 to correct incorrect SCC assignment for DPW support to construction phase.
57	In January 2017 Report, revised SCC Code from 1.2.032.02.080.02 -1424J-BOE LABOR [PWE1X5MPFUNA.CPT544112F112] to 1.3.032.06.080.04 to correct incorrect SCC assignment for DPW support to construction phase.
58	In January 2017 Report, revised SCC Code from 1.2.032.02.080.02 -1424J-BOE LABOR [PWE1X5MPFUNA.CPT544112G112] to 1.3.032.06.080.04 to correct incorrect SCC assignment for DPW support to construction phase.
59	1.3.055.01.080.02 - FD:ODCs - 651 BRANNAN STREET [35CPT5441241.CPT5441241]: FAMIS: \$2,294,910 Cost Report: \$2,294,910 1.2.055.01.080.02 - FD:ODCs - 651 BRANNAN STREET [35CPT5441241.CPT5441241] Cost Transfer: Future costs to be allocated to 1.3.055.01.080.02
60	1.3.063.01.080.03 - AECOM.CS149 OM-EPC JV CS149-PM [68CPT544133D.CPT544133D]: FAMIS: \$4,698,167 Cost Report: \$4,698,167 on 1.2.063.01.080.03 Cost Transfer: Future costs to 1.3.063.01.080.03 - AECOM.CS149 OM-EPC JV CS149-PM [68CPT544133D.CPT544133D]
61	In February 2017, transferred \$1,060,000 from programs unallocated contingency to initiate CN1300 JOB READINESS contracts, (cost account code 1.3.064.06.040.08). A deductive Construction Modification to CN1300 will process.
62	Used \$500K program contingency for CS-175 Bayland Soil Process contract. Refer to Report Notes #20.
63	1.3.071.01.080.04 - FD:FINAL DESIGN-DP1 [35CPT5441232.CPT5441232]: FAMIS: \$5,608,147 Cost Report: \$5,469,336 Cost Transfer: \$138,811 to 1.3.071.01.080.04 - FD:FINAL DESIGN-DP1 [35CPT5441232.CPT5441232]
64	1.3.072.01.080.04 - FD:FINAL DESIGN-DP2 [35CPT5441233.CPT5441233]: FAMIS: \$26,268,511 COST REPORT: \$26,220,609 COST TRANSFER: \$47,902 to 1.3.072.01.080.04 - FD:FINAL DESIGN-DP2 [35CPT5441233.CPT5441233]
65	Contract 1251 Final cost is \$20,794,582.
66	In March 2016, July 2016 and October 2016, contract 1252 modifications budget and actuals have been realigned and adjusted to reflect actuals costs.



Connecting people. Connecting communities.

67	In March 2016, July 2016 and October 2016, contract 1252 modifications budget and actuals have been realigned and adjusted to reflect actuals costs.
68	Revised Contract 1252 allocated contingency SCC code from 040.08 to 010.07.
69	In July 2015 Report, used Contract 1300 Contractor schedule to report budget and actual cost. The Standard Cost Categories (SCC) allocation changed from previous reports. In August 2015 Report, adjusted some of Contract 1300 Contractor SCC assignment to match most of previous SCC assignment. In March 2016, \$75,000 Cmod#6 subtracted from CN1300 Stations contingency (using CPT718 funding) and transferred to Program contingency; this lead to the total CN1300 Station budget being lowered. In September 2020, received \$22,708,106 from local funds and added to CN1300 Station budget thus resulted it in being increased.
69a	In August 2020, based on Tutor's PP#82, there was a total of \$5,371,820 of costs that was not associated with bid item or cmod. Based on Tutor's spreadsheet, our CM team spread it across the four stations and attributed UMS with \$1,886,753 and having it sit in cost center 1.3.088.84.040.07.
70	Revised Contract 1300/UMS allocated contingency SCC code from 040.08 to 020.03.
71	In March 2016 Report, reduced Contract 1252 contingency by \$377,435 cost to reflect certification of five CMODS.
71a	In August 2020, based on Tutor's PP#82, there was a total of \$5,371,820 of costs that was not associated with bid item or cmod. Based on Tutor's spreadsheet, our CM team spread it across the four stations and attributed CTS with \$1,419,413 and having it sit in cost center 1.3.088.85.050.05.
72	Revised Contract 1300/CTS allocated contingency SCC code from 040.08 to 020.03.
73	Negative Current or Prior Monthly expenditure is due to replenish allowance expenses by approved Contract Modifications.
73a	In August 2020, based on Tutor's PP#82, there was a total of \$5,371,820 of costs that was not associated with bid item or cmod. Based on Tutor's spreadsheet, our CM team spread it across the four stations and attributed YBM with \$1,090,286 and having it sit in cost center 1.3.088.86.050.05.
74	Revised Contract 1300/YBM allocated contingency SCC code from 040.08 to 020.03.
74a	In August 2020, based on Tutor's PP#82, there was a total of \$5,371,820 of costs that was not associated with bid item or cmod. Based on Tutor's spreadsheet, our CM team spread it across the four stations and attributed STS with \$975,368 and having it sit in cost center 1.3.088.89.040.07.
75	Revised Contract 1300/STS allocated contingency SCC code from 040.08 to 020.01.
75a	In August 2019 Report, reallocated and aligned SCC 80 Professional Services category budget by \$2,956,812 due to additional costs; cost was transferred from construction management allocated contingency.
76	Revised Form B Reimbursements SCC code from 900.01 to 040.02
77	Revised Form B Reimbursements SCC code from 900.01 to 040.02
78	Revised Form B Reimbursements SCC code from 900.01 to 040.02
79	Revised Form B Reimbursements SCC code from 900.01 to 040.02
80	Revised Form B Reimbursements SCC code from 900.01 to 040.02
81	Revised Form B Reimbursements SCC code from 900.01 to 040.02
82	Revised Form B Reimbursements SCC code from 900.01 to 040.02
83	Revised Form B Reimbursements SCC code from 900.01 to 040.02

Increase Program contingency \$1,023,508. Refer to Report Notes #11 and #12. In April 2015 report, program contingency decreased by \$500,000. Refer to Report Notes #20. In August 2015 report, release \$15M CN1252 Tunnel assigned contingency to program unallocated contingency. In March 2016 report, program unallocated contingency increased by \$230,468. In August 2016, released \$20M to CN1300 Construction assigned contingency from program unallocated contingency. In February 2017, used \$1,060,000 for CN1300 Job Readiness Program from unallocated contingency, refer to Note 30. Also, released \$5,265,478 assigned real estate contingency to program unallocated contingency, refer to Note 27. In July 2018 report, used \$2,263,498 to fund SCC 80 Professional Services category regarding matters related to stations from program unallocated contingency. In December 2018, moved \$11,987,900 from CN1252 and LRV contingency to program unallocated contingency. In March 2019, added \$18,036,709 from taking out the ATCS from Tutor contract. The budget transfer was used to create a stand alone line for ATCS work in 50.01 under Thales. In August 2019, used \$4,841,950 from program unallocated contingency to create CSP Radio Design, CSP Radio Cable, and CSP Radio Procurement in SCC 50 Systems category. Waiting for a contract modification to readjust the borrowed contingency from unprogrammed contingency. In August 2020, used \$5.25M of unprogrammed contingency to create AECOM 2020 AWP \$4.5M and AECOM 2020 ODC \$750K. In September 2020, received \$22,708,106 in funding from local funds and re-aligned the allocated contingency so that it would decrease from \$76M in Aug to \$53M in Sep.

*Appendix B*

**DETAIL SCHEDULE REPORTS**

## **SCHEDULE HIGHLIGHTS**

The Master Project Schedule (MPS) below includes progress through September 2020. The September 2020 Schedule Update submittal from Contract 1300 Contractor was not submitted as the CN1300 Contractor has not provided the updated corrections to their June 2017, through July 2018 Schedule Updates. The Contract 1300 schedule represented in this report is based on the SFMTA September 2020 Schedule Update.

The MPS shows a forecast Revenue Service Date of March 2022 based on a revised assessment of the overall schedule and the current project conditions related to work efficiency due to COVID. The project continues to evaluate this date with potential additional impact from COVID restrictions. The schedule team is assessing the risk with this issue and identifying potential mitigation to reduce the risk to the overall schedule. The Contractor has notified the City that potential delay may have occurred due to the social distancing requirement which is impacting production rates.

Currently we are experiencing day-to-day delays caused by TPC's electrical work in the tunnel impacted by lack of resources and extended approvals of contract modifications related to Radio and Train Control Systems. These issues have impacted TPC's Substantial Completion date, we have mitigated the delay by accelerating rail activation activities. TPC and SFMTA are working to reach scope and cost agreements for these contract modifications as TPC refuses to commence work without an approved Contract Modification. The controlling critical (longest) path of the MPS runs through the electrical activities within the tunnel which are impacting the TPC's Startup and Testing and subsequently the rail activation process. The latest schedule shows the longest path running through the Surface, Tracks and Systems (STS).

SFMTA continues to meet with Contractor to discuss all schedule concerns and comments. TPC has not been able to correctly staff the project which could potentially delay the project. In order to achieve the Baseline work productivity, TPC needs to increase the number of crews assigned to electrical work, allowing concurrent work within the tunnel and stations in order to make this completion date possible. It also requires that the front end portion of ATCS Startup and Testing is performed concurrently with TPC's Startup and Testing followed by ATCS software testing in coordination with SFMTA Operations.

Contract 1300 Contractor submitted fifty-four (54) Schedule Updates from December 2014 to July 2019. SFMTA rejected twenty eight (28) Schedule Updates from January 2016 to April 2016 and June 2016 to July 2018 due to multiple and repetitive issues that vary from incorrect working sequences to unrealistic forecasted completion dates to artificially steering the schedule longest path through certain portions of the project. SFMTA approved as noted December 2014 through December 2015, and May 2016 Schedule Updates. Contractor has been directed to provide a Revised Schedule as required by the overall settlement agreement to maintain the forecasted project completion.

**Contract 1300 - WP1253 UMS / WP1254R CTS / WP1255 YBM / WP1256 STS:**

The Contractor, Tutor Perini Corporation's (TPC) baseline schedule is incorporated into the master program schedule. The preliminary SFMTA Contract 1300 September 2020 schedule is used within the August Report. The SFMTA Contract 1300 September 2020 schedule is based on the approved baseline schedule logic with adjustments made as mentioned above. The SFMTA will continue to use the SFMTA Contract 1300 schedule update as a forecasting tool going forward until the Contract 1300 Contractor submits an acceptable schedule that addresses all SFMTA's scheduling concerns.

**Work Package P-1254R (CTS) has performed the following work this month:**

- Begin installing terrazzo for Stair 1 at Cavern Platform level
- Begin installing overhead signage along North/South Cavern Platform
- Continue installing steel structure for Station Agent Booth at Concourse level
- Begin installing electrical and communication conduits at Station Agent Booth at Concourse level
- Continued installing Stair 5 and 6
- Continued pulling service wires at Equipment Room at Underplatform level
- Continued pulling service wires at Main Electrical and Traction Power rooms at Headhouse Platform level
- Continued installing storm, sewer, water piping, refrigerant, and fire sprinkler piping at all levels
- Completed installing GFRC panels at ticketing hall at Concourse level
- Continue installing GFRC panels at Upper Mezzanine
- Continued installing Elevators 1, 2, 3, and 4
- Completed installing Escalator 5 & 6 at Upper Mezzanine level
- Continued construction of Plaza roof, walls and stairs
- Completed installing fire proofing for Surface level
- Begin installing fire proofing for Plaza level
- Continued installing electrical conduits and sprinkler piping at Surface and Plaza levels
- Continued installing HVAC at Surface level
- Begin installing HVAC at Plaza level
- Continued installing GFRC panels at Plaza level
- Continued installing grating at Roof walkways
- Completed AWSS piping construction at intersection of Stockton/Washington Streets and along Washington Street
- Closed north sidewalk of Washington Street to pedestrian traffic
- Completed construction of electrical joint trench for PG&E, Comcast, and AT&T infrastructure along North sidewalk of Washington Street
- Began construction of 12" and 8" water lines along Washington Street
- Began tie-in to MRY Manhole 908 at Washington/Stockton intersection for 4" METS conduit
- Continued street work (minor), ongoing monitoring and surveying

**Work Package P-1254R (CTS) will perform the following work next month:**

- Complete installing terrazzo for Stair 1 at Cavern Platform level
- Continue installing overhead signage along North/South Cavern Platform
- Complete installing steel structure for Station Agent Booth at Concourse level
- Continue installing electrical and communication conduits at Station Agent Booth at Concourse level
- Complete installing Stair 6
- Complete installing Stair 5
- Complete pulling service wires at Equipment Room at Underplatform level
- Continue installing overhead conduit at Traction Power rooms at Headhouse Platform level
- Complete pulling service wires at Main Electrical and Traction Power rooms at Headhouse Platform level
- Complete installing storm, sewer, water piping, refrigerant, and fire sprinkler piping at levels 1 to 6
- Continue installing storm, sewer, water piping, refrigerant, and fire sprinkler piping at Surface and Plaza levels
- Complete installing GFRC panels at Upper Mezzanine level
- Complete installing GFRC panels at Crosscut Cavern Arch
- Continue installing Elevators 1, 2, 3, and 4
- Complete construction of Plaza roof, walls and stairs
- Complete installing fire proofing for Plaza level
- Continue installing electrical conduits and sprinkler piping at Surface and Plaza levels
- Complete HVAC installation at Surface and Plaza levels
- Continue construction of electrical joint trench (Fire Alarm Pull) along North sidewalk of Washington Street
- Complete construction of 12" and 8" water lines along Washington Street
- Complete tie-in to MRY Manhole 908 at Washington/Stockton intersection for 4" METS conduit
- Begin construction of 2" PG&E gas line along Washington Street
- Begin tie-in construction for Methodist Church downspouts to sewer main
- Begin restoration of Washington Street and sidewalk
- Continued street work (minor), ongoing monitoring and surveying

Activity ID	Activity Name	2020				2021		
		Sep	Oct	Nov	Dec	Jan	Feb	Mar
<b>CENTRAL SUBWAY PROJECT</b>								
<b>Construction Phase</b>								
Construction CN:1300								
Construction CTS Station P-1254R								
Administrative / Milestones								
Site Work / Utility Relocation								
Demolition								
Concrete/Shotcrete								
Mechanical								
Misc Metal								
Electrical								
Entrance Roof Level								
Surface Level								
Upper Mezz Level								
Lower Mezz Level								
Concourse Level								
Platform Level								
CTS.34.22.210	CTS_PL_Pull Cable & Terminate NB Positive Feeder Box PS03 to PS06 (Traction Pc							
CTS.26.50.230	CTS_PL 06 - Stair 5A: Install - Hang Light Fixtures & Terminate							
CTS.26.50.180	CTS_PL 09 - Aux Comm Rm: Install - Conduit & Devices For Lighting							
CTS.34.22.250	CTS_PL_Pull Cable & Terminate SB Positive Feeder Box PS01 to PS07 (Traction Pc							
CTS.34.22.260	CTS_PL_Pull Cable & Terminate SB Positive Feeder Box PS02 to PS08 (Traction Pc							
CTS.34.2.240	CTS_PL_Pull Cable & Terminate SB Positive Feeder Box PS01 to PS05 (Traction Pc							
CTS.26.50.250	CTS_PL 12 - Train Control Rm: Install - Conduit Back To LMZ Control Rm							
CTS.26.50.200	CTS_PL 17 - Comidor: Install - Conduit & Devices for Lighting							
CTS.34.05.140	CTS_PL_Install Conduit NB Positive Feeder Box PS03 to PS09 (Traction Power)							
CTS.28.31.131	CTS_PL 09 - Aux Comm Rm: Install - Fire Alarm Control Panel - Sector 3							
CTS.28.31.142	CTS_PL 09 - Aux Comm Rm: Install - Fire Alarm Terminal Cabinet - Sector 3							
CTS.26.50.265	CTS_PL 17 - Comidor: Install - Alarms & Card Readers							
CTS.26.50.290	CTS_PL 16 - TP Substation Rm: Install - Conduit & Boxes for Light Switches/Sensor							
CTS.34.22.220	CTS_PL_Pull Cable & Terminate NB Positive Feeder Box PS03 to PS09 (Traction Pc							
CTS.26.50.1075	CTS_PL 09 - Aux Comm Rm: Install - Fire Alarm Raceway							
CTS.28.31.132	CTS_PL 17 - Comidor - Install - Fire Alarm Clean Agent Control Panel							
CTS.34.05.150	CTS_PL_Install Conduit NB Positive Feeder Box PS04 to PS10 (Traction Power)							
CTS.34.22.230	CTS_PL_Pull Cable & Terminate NB Positive Feeder Box PS04 to PS10 (Traction Pc							
CTS.28.31.133	CTS_PL 17 - Comidor - Install - Fire Alarm Preaction Cabinet							
CTS.26.50.1085	CTS_PL 09 - Aux Comm Rm: Install -CCTV Raceway							
CTS.26.50.1115	CTS_PL 09 - Aux Comm Rm: Wire Pulls to - Fire Alarm Cabinets							
CTS.28.20.525	CTS_PL 09 - Aux Comm Rm: Install - Telephone Rack Cabinet - Sector 3							
CTS.26.50.460	CTS_PL 08 - Mens Restroom: Install - Conduit & Boxes For Light Fixtures							

**Work Package P-1253 (UMS) has performed the following work this month:**

- Continued Installation of Fire Alarm, Data, Phone at North Entrance.
- Continued application of Anti-graffiti coating on Exposed Piles at Concourse Level.
- Started Installing Advertisement Light box at Concourse Level.
- Continued working on Station Agent Booth.
- Continued Installation of Power and Data Outlets at Ellis Entrance.
- Continued Installation of Radiax on all Levels.
- Continued Installation of Pre-Cast Steps and Grinding of Terrazzo on Stair #5.
- Continued Installation of crystallized glass at the Escalator Opening.
- Continued Installation of EV-Fans in Air-Flow Sensor Wire.
- Continued Pull and Termination of the wire for SCADA.
- Continued Installation of Fire Alarm and Strobe at Mezzanine level and IS level.
- Started Installation of the Glazed Wall System on Platform Level.
- Continued Installation of Precast steps at Stair #2.

- Continued Installation of Fire Alarm BPS and Deluge System at South Electrical Room.
- Performed testing of CCTV.
- Performed testing of Public Announcement System.
- Performed testing of EV Dampers

**Work Package P-1253 (UMS) will perform the following work next month:**

Continued construction, installation and testing of the following items:

- Install Precast Terrazzo threads at Stair #1.
- Continue Installation of Radiax.
- Continue application of Anti-graffiti Coating on Exposed Piles at Concourse Level.
- Continue Installation of Crystallized Glass at the Escalator Opening.
- Continue working on Station Agent Booth.
- Continue grinding of Terrazzo at Stair #5.
- Start painting Whale and Conduits at Platform level.
- Start the Installation of Light Fixtures at Concourse Level Sector 6A.
- Start installation of guard Rails near EV Dampers.
- Saw Cutting for Door PL 11B and PL12B at Platform Level sector 5



Activity ID	Activity Name	2020				2021		
		Sep	Oct	Nov	Dec	Jan	Feb	Mar
<b>CENTRAL SUBWAY PROJECT</b>								
<b>Construction Phase</b>								
Construction CN:1300								
<b>Construction UMS Station P-1253</b>								
Administrative / Milestones								
Engineering & Procurement								
Drilled Shafts								
Masonry								
Mechanical								
Electrical								
Surface Level								
All Levels								
Concourse Level								
Intermediate Strut Level								
Mezzanine Level								
UMS.27.51.0310	UMS_PSL_Install: Comm: SSFD & Emerg Phone System Raceway - Platform Strut							
UMS.28.13.0160	UMS_MZ_Install: Security: Access Control System Mezzanine Level							
UMS.27.51.0320	UMS_PSL_Comm: SSFD & Emerg Phone System Wire Pulls - Platform Strut Level							
UMS.28.16.0160	UMS_MZ_Install: Security: Intrusion Systems Mezzanine Level							
UMS.27.51.0330	UMS_PSL_Comm: SSFD & Emerg Phone System Terminations - Platform Strut Lev							
UMS.26.24.3630	UMS_MZ_11 - Aux Elect Rm: Install Feeder Conduit - Elect Panel 3DHP4 To Esc 4-4							
UMS.27.51.0340	UMS_PL_Install: Comm: SSFD & Emerg Phone System Cabinets - Platform Level							
UMS.26.24.4520	UMS_MZ_11 - Aux Elect Rm: Pull Feeder Cable - Elect Panel 3DHL to 4SHL (PL12))							
UMS.26.24.4560	UMS_MZ_11 - Aux Elect Rm: Pull Feeder Cable - Elect Panel E3DHL To UE4SHL (PI							
UMS.26.24.4550	UMS_MZ_11 - Aux Elect Rm: Pull Feeder Cable - Elect Panel 3DHP4 To Esc 4-6							
UMS.34.05.0290	UMS_MZ Install Feeder Conduit: - NB Positive Feeder Gap Breaker Rm to PB-1 (Trac							
UMS.27.51.0350	UMS_PL_Install: Comm: SSFD & Emerg Phone System Raceway - Platform Level							
UMS.27.51.0360	UMS_PL_Comm: SSFD & Emerg Phone System Wire Pulls - Platform Level							
UMS.28.20.5050	UMS_MZ_Security: CCTV System Pull Wire & Terminate Cameras Mezzanine Level							
UMS.26.24.2540	UMS_MZ_11 - Aux Elect Rm: Terminations - Elect Panel LCP-M							
UMS.34.05.0330	UMS_MZ Install Feeder Conduit: - SB Positive Feeder Gap Breaker Rm to PB-4 (Trac							
UMS.34.05.0320	UMS_MZ Install Feeder Conduit: - NB Positive Feeder Gap Breaker Rm to PB-3 (Trac							
UMS.28.20.9965	UMS_Mz_Startup & Test: Security: CCTV System Mezzanine Level							
UMS.27.51.0370	UMS_PL_Comm: SSFD & Emerg Phone System Terminations - Platform Level							
UMS.28.20.9985	UMS_CN_Startup & Test: Security: CCTV System Mezzanine Level							
UMS.28.31.0160	UMS_MZ_Install Security: Addressable Fire Alarm System Mezzanine Level							
UMS.28.31.9620	UMS_MZ_Safety & Security - Testing - Fire Alarm System Mezzanine Level							
UMS.27.30.0090	UMS_MZ_Install: Comm: Telephone System Equipment Mezzanine Level							
UMS.27.51.9820	UMS_MZ_Startup & Test: Comm: Public Address System Mezzanine Level							
Platform Level								
Electrical - Transportation								
Architectural Finishes								

**Work Package P-1255 (YBM) has performed the following work this month:**

- Continue working on elevators 3 and 4
- Install terrazzo around escalator at Escalator 3 and 4
- Rough in surface level fixtures at elevators 3 and 4 at Street Level.
- Install precast Pavers, Over block outs and Entry to escalator 3 & 4 and 7 at Headhouse Surface level.
- Set up plaza area scaffold for ceiling and Reset scaffold at area above stair 7 at Headhouse surface level.
- Set up scaffold at North plaza at Head house roof.
- Deliver Frames, Install door frames and door hard wares at Mezzanine Level.
- Fireproof Ceiling at Headhouse Mezzanine Level.
- Seismic – torque conduit racks for seismic inspection and Branch power- Install disco switches and terminate circ pump at station Mezzanine level.
- Complete terrazzo around escalators and elevator fronts, install metal wall panels next to Escalator 4, Install South glass of Elevators 3 & 4, Frame rated ceiling under escalators and stair #7 at Headhouse Concourse Level.

- Install metal wall panels at station agent booth, Weld tube on stair 7 stringers at headhouse concourse level.
- Install gates and Benches, pull fire alarm wire for deluge system, install rated ceiling under stair 3 and escalator 1 and 2 at Platform
- Deliver and install kiosk frame and Rough in kiosks at headhouse concourse level.
- Tie conduit into tunnel at conduit at expansion joints, Extend CCTV PB and Telephone PB's to tunnel entry at platform.

Activity ID	Activity Name	2020				2021		
		Sep	Oct	Nov	Dec	Jan	Feb	Mar
<b>CENTRAL SUBWAY PROJECT</b>								
<b>Construction Phase</b>								
Construction CN-1300								
Construction YBM Station P-1255								
Concrete/Shotcrete								
Electrical								
Electrical - Transportation								
Platform Level								
YBM.34.42.0165	Install Train Control Equipment - TCS/TCU Room							
Under Platform Level								
YBM.34.21.1095	YBM_IV 302 - Traction Power Rm: Set & Assemble - DC Switchgear							
YBM.34.21.1185	YBM_IV 302 - Traction Power Rm: Install - AC Control Cable Tray							
YBM.34.21.1065	YBM_IV 302 - Traction Power Rm: Install - Auxiliary Panel K02							
YBM.34.21.1085	YBM_IV 302 - Traction Power Rm: Install - Supervisory Panel SV01							
YBM.34.22.0330	YBM_IV 302 - Traction Power Rm: Pull - Traction Power Cables Pullbox B-01 To PS0							
YBM.34.21.1175	YBM_IV 302 - Traction Power Rm: Install Conduit Between AC & DC Switchgear							
YBM.34.22.0340	YBM_IV 302 - Traction Power Rm: Pull - Traction Power Cables Pullbox B02 To PS0							
YBM.34.21.1195	YBM_IV 302 - Traction Power Rm: Pull & Terminate Power Cable Between AC & DC							
YBM.34.21.1145	YBM_IV 302 - Traction Power Rm: Install - DC Control Cable Tray							
YBM.34.21.1075	YBM_IV 302 - Traction Power Rm: Install - Annunciator Panel K01							
YBM.34.22.0360	YBM_IV 302 - Traction Power Rm: Pull - Traction Power Cables Pullbox B-01 To PS0							
YBM.34.22.0370	YBM_IV 302 - Traction Power Rm: Pull - Traction Power Cables PS06 to PS02							
YBM.34.21.1105	YBM_IV 302 - Traction Power Rm: Install - Supervisory Control Cable Tray							
YBM.34.22.0380	YBM_IV 302 - Traction Power Rm: Pull - Traction Power Cables Pullbox B02 To PS0							
YBM.34.21.1165	YBM_IV 302 - Traction Power Rm: Terminations - DC Switchgear							
YBM.34.21.1235	YBM_IV 302 - Traction Power Rm: Pull Wire - DC Control							
YBM.34.22.0390	YBM_IV 302 - Traction Power Rm: Pull - Traction Power Cables PS01 to PS04							
YBM.34.21.1125	YBM_IV 302 - Traction Power Rm: Install - Negative Feeder Cable Tray							
YBM.34.21.1205	YBM_IV 302 - Traction Power Rm: Pull & Terminate AC Control Cable							
YBM.34.21.1245	YBM_IV 302 - Traction Power Rm: Terminate - DC Control							
YBM.34.21.1255	YBM_IV 302 - Traction Power Rm: Pull Cable - Negative Feeder							
YBM.34.21.1115	YBM_IV 302 - Traction Power Rm: Pull & Terminate - Supervisory Control Cable							
YBM.34.21.1265	YBM_IV 302 - Traction Power Rm: Terminations - Negative Feeder (By 1256)							
Conveyances								
Startup & Testing								
No 13-Disp								
Surface Level								
All Levels								
Concourse Level								
Mezzanine Level								
Platform Level								

**Work Package P-1256 (STS) has performed the following work this month:**

- Continued 4<sup>th</sup>/Brannan platform construction
- Continued axle counter box revisions at 4<sup>th</sup> St. portal
- Continued surface signaling work on 4<sup>th</sup> Street
- Continued traction power conduit and other electrical conduit installation inside tunnel for CCTV, telephone, tunnel lighting, and tunnel electrical power
- Continued traction power cable installation and terminations

- Continued tunnel lighting, mini power, and OCS hanger installation
- Continued installation of ATCS and radio system
- Start fiber system installation
- Continued installation of blast doors at tunnel Cross-passages

**Work Package P-1256 (STS) will perform the following work next month:**

- Continue 4<sup>th</sup>/Brannan platform construction
- Continue axle counter box revisions at 4<sup>th</sup> St. portal
- Continue surface signaling work on 4<sup>th</sup> St.
- Continue traction power conduit and other electrical conduit installation inside tunnel for CCTV, telephone, tunnel lighting, and tunnel electrical
- Continue traction power cable testing, installation and terminations
- Continue tunnel lighting, mini power, OCS hanger, ATCS, and radio system installation
- Continue fiber system installation
- Continue installation of blast doors at tunnel Cross-passages

Activity ID	Activity Name	2020				2021		
		Sep	Oct	Nov	Dec	Jan	Feb	Mar
<b>CENTRAL SUBWAY PROJECT</b>								
<b>Construction Phase</b>								
<b>Construction CN-1300</b>								
<b>Construction STS P-1256</b>								
	Concrete/Shotcrete							
	Tunnel Concrete							
	Electrical							
	Chinatown Station							
	Union Square Station							
	Moscone Station							
	Fourth/King Intersection							
	Fourth Street							
	Fifth Street							
	Fourth/Brannan Station							
	Harrison St							
	Bryant St							
	Brannan St							
	Townsend St							
	HeadHouse							
	North Concourse - Stockton St							
<b>Northbound Tunnel or Trackway</b>								
STS.34.42.0510	STS_Install: Train Control - ATSC Entry Point Signage - Portal							
STS.34.42.0900	STS_Install: Train Control - ATSC Entry Point Signage - Moscone Station							
STS.34.42.2270	STS_Install: Train Control - Train Control Conduit - & JB's NB Portal To Moscone							
STS.34.42.1270	STS_Install: Train Control - ATSC Entry Point Signage - Union Square Station							
STS.34.42.1640	STS_Install: Train Control - ATSC Entry Point Signage - Chinatown							
STS.26.05.1480	STS_Install: Tunnel Electrical - Electrical Lighting Conduit & JB's - NB Chinatown to h							
STS.26.05.1560	STS_Install: Tunnel Electrical - Lighting Fixtures - NB Chinatown to North Limits							
STS.34.42.0500	STS_Install: Security - NB Portal Intrusion Devices							
STS.34.42.0480	STS_Install: Train Control - Axle Counter Electronics Boxes/Track Heads NB Portal to							
STS.34.42.0490	STS_Install: Train Control - Remote Feed Boxes- NB Portal to Moscone							
STS.34.42.0880	STS_Install: Train Control - Remote Feed Boxes- NB Moscone to Union Square							
STS.34.42.1260	STS_Install: Train Control - Remote Feed Boxes- NB Union Square to Chinatown							
STS.34.42.2370	STS_Install: Train Control - Train Control Pull ATSC Wire & Cable NB Portal To Mosco							
STS.34.42.0410	STS_Install: Train Control - Train Control Signals - NB Portal to Moscone							
STS.34.420.870	STS_Install: Train Control - Axle Counter Electronics Boxes/Track Heads- NB Moscon							
STS.34.23.1230	STS_Install: Tunnel Electrical - OCS Catenary Hangers - NB Union Square to Chinatk							
STS.34.42.2260	STS_Install: Train Control - Train Control Conduit - & JB's NB Moscone to Union Sq.							
STS.34.23.1940	STS_Install: Tunnel Electrical - OCS Steady Arm Assemblies - NB Moscone to Union							
STS.34.23.1860	STS_Install: Tunnel Electrical - OCS Wires, Spacers, Insulators - NB Portal To Mosco							
STS.26.05.2000	STS_Install: Tunnel Electrical - Emerg Tel/SFFD Tel/Blue Lights - NB Chinatown to N							
STS.34.23.1220	STS_Install: Tunnel Electrical - OCS Elastic Arm Assemblies - NB Union Square to C							

## **SCHEDULE REVISIONS**

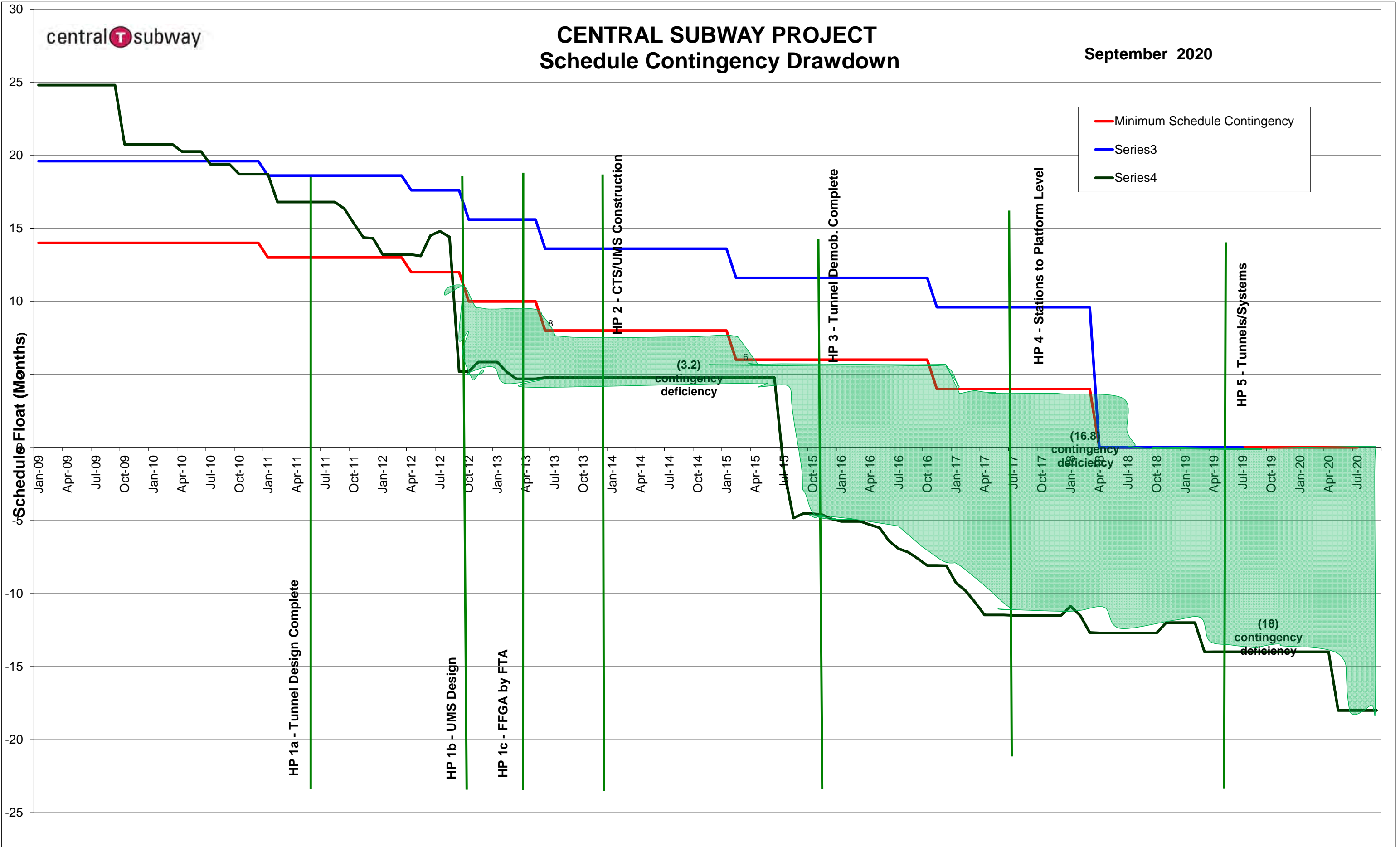
The SFMTA Contract 1300 September 2020 schedule update was added this period to the Central Subway Project Master Schedule.

## **LIST OF SCHEDULE REPORTS**

- 1.1. Schedule Contingency Drawdown
- 1.2. Master Summary Schedule
- 1.3. Program Critical Path Schedule
- 1.4. Construction Contract Summary Schedule
- 1.5. Detail Schedule for Remaining Work

# CENTRAL SUBWAY PROJECT Schedule Contingency Drawdown

September 2020



Activity ID	Activity Name	Original Duration	Start	Finish	2020		2021				2022				2023					
					Q3	Q4	Q1	Q2	Q3	Q4	Q1	Q2	Q3	Q4	Q1	Q2	Q3	Q4		
<b>CENTRAL SUBWAY PROJECT</b>		5017	03-Jun-03 A	26-Aug-22	CENTRAL SUBWAY PROJECT															
<b>Program Level Milestones</b>		5202	03-Jun-03 A	31-Mar-22	Program Level Milestones															
PJD1000	Central Subway Project Start	0	03-Jun-03 A																	
MS0004A	Tunnel Excavation Complete - Project Milestone #4A	0		05-Sep-14 A																
MS0019	Baseline Finish Date: 12-26-2018	0		31-Mar-22*	◆ Baseline Finish Date: 12-26-2018															
MS0009	CSP Revenue Service Date	0		31-Mar-22*	◆ CSP Revenue Service Date															
<b>Preliminary Engineering Phase</b>		2661	03-Jun-03 A	07-Jan-10 A																
<b>Final Design</b>		1811	08-Jan-10 A	17-Jun-13 A																
<b>Light Rail Vehicles</b>		2907	15-Apr-13 A	30-Mar-21	Light Rail Vehicles															
<b>Real Estate</b>		3130	01-Aug-08 A	02-Jan-14 A																
<b>Construction Phase</b>		3298	04-Jan-10 A	26-Aug-22	Construction Phase															
<b>Construction Support and Costs</b>		3883	04-Jan-10 A	26-Aug-22	Construction Support and Costs															
<b>Construction Utility Contract #1- MOS &amp; Portal CN-1250</b>		505	04-Jan-10 A	23-May-11 A																
<b>Construction Utility Contract #2 - UMS CN-1251</b>		643	12-Jan-11 A	15-Oct-12 A																
<b>Construction Tunnels CN-1252</b>		1518	08-Jun-11 A	28-Sep-20	Construction Tunnels CN-1252															
<b>Construction STS P-1256 ATCS</b>		1825	20-May-14 A	12-Apr-21	Construction STS P-1256 ATCS															
<b>Construction STS P-XXXX Radio</b>		195	27-Aug-19 A	04-Jun-21	Construction STS P-XXXX Radio															
<b>Construction CN-1300</b>		2094	03-Jun-13 A	28-Jun-21	Construction CN-1300															
<b>CN- 1300 Milestone</b>		2094	17-Jun-13 A	28-Jun-21	CN- 1300 Milestone															
<b>Construction UMS Station P-1253</b>		2031	17-Jun-13 A	31-Mar-21	Construction UMS Station P-1253															
<b>Construction CTS Station P-1254R</b>		2031	17-Jun-13 A	31-Mar-21	Construction CTS Station P-1254R															
<b>Construction YBM Station P-1255</b>		2031	10-Jun-13 A	31-Mar-21	Construction YBM Station P-1255															
<b>Construction STS P-1256</b>		2031	03-Jun-13 A	31-Mar-21	Construction STS P-1256															
<b>Project Start Up</b>		365	30-Mar-21	31-Mar-22	Project Start Up															
<b>Unallocated Contingency</b>		378	28-Sep-20	30-Mar-22	Unallocated Contingency															

Activity ID	Activity Name	Original Duration	Start	Finish	Total Float	2020		2021				2022				2023					
						Q3	Q4	Q1	Q2	Q3	Q4	Q1	Q2	Q3	Q4	Q1	Q2				
<b>Program Level Milestones</b>						0	31-Mar-22	31-Mar-22	-461												
MS0019	Baseline Finish Date: 12-26-2018	0		31-Mar-22*	-461	◆ Baseline Finish Date: 12-26-2018															
MS0009	CSP Revenue Service Date	0		31-Mar-22*	-461	◆ CSP Revenue Service Date															
<b>CN- 1300 Milestone</b>						0	30-Mar-21	30-Mar-21	-672												
MS-10	Substantial Completion - 1,700 Calendar Days (SP-4.B) { 10-Feb-18 }	0		30-Mar-21*	-672	◆ Substantial Completion - 1,700 Calendar Days (SP-4.B) { 10-Feb-18 }															
<b>Construction STS P-1256</b>						427	13-May-19 A	30-Mar-21	-480												
STS.34.23.1800	STS_Install: Tunnel Electrical - OCS Catenary Hangers - In NB Portal	3	20-May-20 A	29-Sep-20	-474	STS_Install: Tunnel Electrical - OCS Catenary Hangers - In NB Portal															
STS.34.23.0460	STS_Install: Tunnel Electrical - OCS Catenary Hangers - NB Portal To Moscone	5	30-Sep-19 A	01-Oct-20	-474	STS_Install: Tunnel Electrical - OCS Catenary Hangers - NB Portal To Moscone															
STS.34.23.1970	STS_Install: Tunnel Electrical - OCS Steady Arm Assemblies - In NB Portal	5	30-Sep-20	06-Oct-20	-474	STS_Install: Tunnel Electrical - OCS Steady Arm Assemblies - In NB Portal															
STS.34.23.1930	STS_Install: Tunnel Electrical - OCS Steady Arm Assemblies - NB Portal To Moscone	7	08-Sep-20 A	12-Oct-20	-474	STS_Install: Tunnel Electrical - OCS Steady Arm Assemblies - NB Portal To Moscone															
STS.34.23.1830	STS_Install: Tunnel Electrical - OCS Wires. Spacers, Insulators - In NB Portal	4	07-Oct-20	12-Oct-20	-474	STS_Install: Tunnel Electrical - OCS Wires. Spacers, Insulators - In NB Portal															
STS.34.23.1860	STS_Install: Tunnel Electrical - OCS Wires. Spacers, Insulators - NB Portal To Moscone	4	13-Oct-20	16-Oct-20	-474	STS_Install: Tunnel Electrical - OCS Wires. Spacers, Insulators - NB Portal To Moscone															
STS.34.23.1850	STS_Install: Tunnel Electrical - OCS Wires. Spacers, Insulators - NB Moscone to Union Square	14	19-Oct-20	05-Nov-20	-474	STS_Install: Tunnel Electrical - OCS Wires. Spacers, Insulators - NB Moscone to Union Square															
STS.34.23.1870	STS_Install: Tunnel Electrical - OCS Wires. Spacers, Insulators - NB Union Square to Chinatown	12	06-Nov-20	23-Nov-20	-474	STS_Install: Tunnel Electrical - OCS Wires. Spacers, Insulators - NB Union Square to Chinatown															
STS.34.22.2900	STS_Install: Tunnel Electrical - Pull/Terminate Traction Power Cable - PFCB NB03 To NB01 - MOS To Portal	8	04-May-20 A	25-Nov-20	-474	STS_Install: Tunnel Electrical - Pull/Terminate Traction Power Cable - PFCB NB03 To NB01 - MOS To Portal															
STS.34.22.3090	STS_Install: Tunnel Electrical - Pull/Terminate OCS Riser Cable - PFCB NB03 To NB01 - MOS To Portal	2	26-Nov-20	27-Nov-20	-474	STS_Install: Tunnel Electrical - Pull/Terminate OCS Riser Cable - PFCB NB03 To NB01 - MOS To Portal															
STS.34.22.3280	STS_Install: Tunnel Electrical - Pull/Terminate Traction Power Cable - NB Portal Pull Box To MH1 890	5	30-Nov-20	04-Dec-20	-474	STS_Install: Tunnel Electrical - Pull/Terminate Traction Power Cable - NB Portal Pull Box To MH1 890															
STS.34.22.2910	STS_Install: Tunnel Electrical - Pull/Terminate Traction Power Cable - PS-05 To PFCB NB10 - UMS South	1	01-Jun-20 A	07-Dec-20	-474	STS_Install: Tunnel Electrical - Pull/Terminate Traction Power Cable - PS-05 To PFCB NB10 - UMS South															
STS.34.22.2920	STS_Install: Tunnel Electrical - Pull/Terminate Traction Power Cable - PFCB NB10 To NB06 - UMS To MOS	7	04-May-20 A	09-Dec-20	-474	STS_Install: Tunnel Electrical - Pull/Terminate Traction Power Cable - PFCB NB10 To NB06 - UMS To MOS															
STS.34.22.3070	STS_Install: Tunnel Electrical - Pull/Terminate OCS Riser Cable - PS-04 To PFCB NB11 - UMS South P	1	10-Dec-20	10-Dec-20	-474	STS_Install: Tunnel Electrical - Pull/Terminate OCS Riser Cable - PS-04 To PFCB NB11 - UMS South P															
STS.34.22.3080	STS_Install: Tunnel Electrical - Pull/Terminate OCS Riser Cable - PFCB NB05 To NB04 - UMS To MOS	3	11-Dec-20	15-Dec-20	-474	STS_Install: Tunnel Electrical - Pull/Terminate OCS Riser Cable - PFCB NB05 To NB04 - UMS To MOS															
STS.34.22.3100	STS_Install: Tunnel Electrical - Pull/Terminate OCS Riser Cable - PS-05 To PFCB NB10 - UMS South P	1	16-Dec-20	16-Dec-20	-474	STS_Install: Tunnel Electrical - Pull/Terminate OCS Riser Cable - PS-05 To PFCB NB10 - UMS South P															
STS.34.22.3110	STS_Install: Tunnel Electrical - Pull/Terminate OCS Riser Cable - PFCB NB10 To NB06 - UMS To MOS	1	17-Dec-20	17-Dec-20	-474	STS_Install: Tunnel Electrical - Pull/Terminate OCS Riser Cable - PFCB NB10 To NB06 - UMS To MOS															
STS.34.22.2860	STS_Install: Tunnel Electrical - Pull/Terminate Traction Power Cable - PFCB NB18 To NB12 - CTS To	15	08-Jun-20 A	21-Dec-20	-474	STS_Install: Tunnel Electrical - Pull/Terminate Traction Power Cable - PFCB NB18 To NB12 - CTS To															
STS.34.22.2870	STS_Install: Tunnel Electrical - Pull/Terminate Traction Power Cable - PFCB NB12 To PS-01 - UMS No	2	22-Dec-20	23-Dec-20	-474	STS_Install: Tunnel Electrical - Pull/Terminate Traction Power Cable - PFCB NB12 To PS-01 - UMS No															
STS.34.22.2850	STS_Install: Tunnel Electrical - Pull/Terminate Traction Power Cable - PS-10 To PFCB NB18 - CTS So	2	29-May-20 A	25-Dec-20	-474	STS_Install: Tunnel Electrical - Pull/Terminate Traction Power Cable - PS-10 To PFCB NB18 - CTS So															
STS.34.22.3040	STS_Install: Tunnel Electrical - Pull/Terminate OCS Riser Cable - PS-10 To PFCB NB18 - CTS South P	1	28-Dec-20	28-Dec-20	-474	STS_Install: Tunnel Electrical - Pull/Terminate OCS Riser Cable - PS-10 To PFCB NB18 - CTS South P															
STS.34.22.3050	STS_Install: Tunnel Electrical - Pull/Terminate OCS Riser Cable - PFCB NB18 To NB12 - CTS To UM	3	29-Dec-20	31-Dec-20	-474	STS_Install: Tunnel Electrical - Pull/Terminate OCS Riser Cable - PFCB NB18 To NB12 - CTS To UM															
STS.34.22.3060	STS_Install: Tunnel Electrical - Pull/Terminate OCS Riser Cable - PFCB NB12 To PS-01 - UMS North	1	01-Jan-21	01-Jan-21	-474	STS_Install: Tunnel Electrical - Pull/Terminate OCS Riser Cable - PFCB NB12 To PS-01 - UMS North															
STS.34.22.2840	STS_Install: Tunnel Electrical - Pull/Terminate Traction Power Cable - PFCB NB19 To PS-06 - China	2	04-Jan-21	05-Jan-21	-474	STS_Install: Tunnel Electrical - Pull/Terminate Traction Power Cable - PFCB NB19 To PS-06 - China															
STS.34.22.3030	STS_Install: Tunnel Electrical - Pull/Terminate OCS Riser Cable - PFCB NB19 To PS-06 - Chinatown	1	06-Jan-21	06-Jan-21	-474	STS_Install: Tunnel Electrical - Pull/Terminate OCS Riser Cable - PFCB NB19 To PS-06 - Chinatown															
STS.34.42.0390	STS_Install: Train Control - Train Control Cable Loop System NB Portal To Moscone	4	13-May-19 A	12-Jan-21	-474	STS_Install: Train Control - Train Control Cable Loop System NB Portal To Moscone															
STS.34.42.0770	STS_Install: Train Control - Train Control Cable Loop System NB Moscone to Union Square	13	07-Jan-21	25-Jan-21	-474	STS_Install: Train Control - Train Control Cable Loop System NB Moscone to Union Square															
STS.34.42.1150	STS_Install: Train Control - Train Control Cable Loop System NB Union Square to Chinatown	14	07-Jan-21	26-Jan-21	-474	STS_Install: Train Control - Train Control Cable Loop System NB Union Square to Chinatown															
STS.34.42.1520	STS_Install: Train Control - Train Control Cable Loop System NB Chinatown to North Limits	2	27-Jan-21	28-Jan-21	-474	STS_Install: Train Control - Train Control Cable Loop System NB Chinatown to North Limits															
STS.34.42.425	Startup & Testing - Tunnel & ATSC Systems	40	15-Feb-21 A	30-Mar-21	-474	Startup & Testing - Tunnel & ATSC Systems															
<b>Project Start Up</b>						365	30-Mar-21	31-Mar-22	-670												
STU1010	S&S Certification / Pre-Revenue Activities	253	30-Mar-21	30-Mar-22	-461	S&S Certification / Pre-Revenue Activities															
BUF0018	Muni Float	0	31-Mar-22	31-Mar-22	-461	Muni Float															

Activity Name	Original Duration	Start	Finish	2012				2013				2014				2015				2016				2017				2018				2019				2020				2021				2022				2023	
				Q1	Q2	Q3	Q4	Q1	Q2	Q3	Q4	Q1	Q2	Q3	Q4	Q1	Q2	Q3	Q4	Q1	Q2	Q3	Q4	Q1	Q2	Q3	Q4	Q1	Q2	Q3	Q4	Q1	Q2	Q3	Q4	Q1	Q2	Q3	Q4	Q1	Q2								
<b>CENTRAL SUBWAY PROJECT</b>	<b>2622</b>	<b>08-Jun-11 A</b>	<b>28-Jun-21</b>																																														
<b>Construction Phase</b>	<b>2622</b>	<b>08-Jun-11 A</b>	<b>28-Jun-21</b>																																														
Construction Tunnels CN-1252	1518	08-Jun-11 A	15-May-15 A																																														
1252 Tunnel Contract BIH	1518	08-Jun-11 A	15-May-15 A																																														
Contract Milestones	1437	08-Jun-11 A	15-May-15 A																																														
General Conditions	1480	01-Aug-11 A	15-May-15 A																																														
4th & Bryant St TBM Launch Box Construction	686	30-Mar-12 A	02-Jun-14 A																																														
Moscone Station Headwalls	430	14-May-12 A	20-Sep-13 A																																														
UMS Station Headwalls	425	24-Jul-12 A	22-Nov-13 A																																														
UMS - Remove Geary to Ellis OCS	5	24-Jul-12 A	26-Jul-12 A																																														
UMS - Setup Traffic Control for Headwall Construction	1	30-Jul-12 A	30-Jul-12 A																																														
North Headwall	237	27-Feb-13 A	22-Nov-13 A																																														
South Headwall	404	31-Jul-12 A	22-Nov-13 A																																														
4th St and Market Compensation Grouting	707	28-Jan-13 A	30-Apr-15 A																																														
Southbound Tunneling	451	27-Apr-13 A	13-Oct-14 A																																														
Ellis St Compensation Grouting	561	31-Jul-12 A	09-May-14 A																																														
Green St Compensation Grouting	320	05-Aug-13 A	30-Jun-14 A																																														
Retrieval Shaft	1070	31-Oct-11 A	20-Mar-15 A																																														
Cross Passage 1-5	339	22-Mar-14 A	16-Apr-15 A																																														
Cross Passage 1	79	14-Jun-14 A	13-Sep-14 A																																														
Cross Passage 2	105	10-May-14 A	09-Sep-14 A																																														
Cross Passage 3	127	31-Mar-14 A	28-Aug-14 A																																														
Cross Passage 4	114	22-Mar-14 A	31-Jul-14 A																																														
Cross Passage 5	277	31-May-14 A	16-Apr-15 A																																														
Portal Structure	196	02-Sep-14 A	15-Apr-15 A																																														
Contract Close Out	307	03-Mar-14 A	15-May-15 A																																														
<b>Construction CN-1300</b>	<b>2094</b>	<b>03-Jun-13 A</b>	<b>28-Jun-21</b>																																														
CN- 1300 Milestone	2094	17-Jun-13 A	28-Jun-21																																														
Construction UMS Station P-1253	2031	17-Jun-13 A	31-Mar-21																																														
Construction CTS Station P-1254R	2031	17-Jun-13 A	31-Mar-21																																														
Construction YBM Station P-1255	2031	10-Jun-13 A	31-Mar-21																																														
Construction STS P-1256	2031	03-Jun-13 A	31-Mar-21																																														



Activity ID	Activity Name	Original Duration	Start	Finish	Total Float	2020			2021
						Q3	Q4	Q1	
<b>CENTRAL SUBWAY PROJECT</b>									
<b>Light Rail Vehicles</b>									
<b>Construction Phase</b>									
<b>Construction Support and Costs</b>									
<b>Construction STS P-1256 ATCS</b>									
<b>Construction CN-1300</b>									
<b>CN-1300 Milestone</b>									
<b>No 13-Disp</b>									
<b>Construction UMS Station P-1253</b>									
<b>Mechanical</b>									
<b>Electrical</b>									
<b>Surface Level</b>									
<b>All Levels</b>									
<b>Concourse Level</b>									
<b>Intermediate Strut Level</b>									
<b>Mezzanine Level</b>									
UMS.28.13.0160	UMS_MZ_Install: Security: Access Control System Mezzanine Level	15	08-Jan-18 A	29-Sep-20	-403				UMS_MZ_Install: Security: Access Control System Mezzanine Level
UMS.26.24.4520	UMS_MZ_11 - Aux Elect Rm: Pull Feeder Cable - Elect Panel 3DHL to 4SHL (PL12))	5	29-Sep-20	05-Oct-20	-358				UMS_MZ_11 - Aux Elect Rm: Pull Feeder Cable - Elect Panel 3DHL to 4SHL (PL12))
UMS.26.24.4560	UMS_MZ_11 - Aux Elect Rm: Pull Feeder Cable - Elect Panel E3DHL To UE4SHL (PL12)	5	29-Sep-20	05-Oct-20	-358				UMS_MZ_11 - Aux Elect Rm: Pull Feeder Cable - Elect Panel E3DHL To UE4SHL (PL12)
UMS.34.05.0290	UMS_MZ Install Feeder Conduit: - NB Positive Feeder Gap Breaker Rm to PB-1 (Traction Power)	5	01-Oct-20	07-Oct-20	-424				UMS_MZ Install Feeder Conduit: - NB Positive Feeder Gap Breaker Rm to PB-1 (Traction Power)
UMS.26.24.2540	UMS_MZ_11 - Aux Elect Rm: Terminations - Elect Panel LCP-M	2	19-Oct-20	20-Oct-20	-369				UMS_MZ_11 - Aux Elect Rm: Terminations - Elect Panel LCP-M
UMS.34.05.0330	UMS_MZ Install Feeder Conduit: - SB Positive Feeder Gap Breaker Rm to PB-4 (Traction Power)	5	15-Oct-20	21-Oct-20	-429				UMS_MZ Install Feeder Conduit: - SB Positive Feeder Gap Breaker Rm to PB-4 (Traction Power)
UMS.34.05.0320	UMS_MZ Install Feeder Conduit: - NB Positive Feeder Gap Breaker Rm to PB-3 (Traction Power)	5	15-Oct-20	21-Oct-20	-429				UMS_MZ Install Feeder Conduit: - NB Positive Feeder Gap Breaker Rm to PB-3 (Traction Power)
UMS.28.20.9965	UMS_Mz_Startup & Test: Security: CCTV System Mezzanine Level	5	06-Jul-20 A	05-Nov-20	-411				UMS_Mz_Startup & Test: Security: CCTV System Mezzanine Level
UMS.28.20.9985	UMS_CN_Startup & Test: Security: CCTV System Mezzanine Level	5	08-Jul-20 A	19-Nov-20	-421				UMS_CN_Startup & Test: Security: CCTV System Mezzanine Level
UMS.28.31.0160	UMS_MZ Install Security: Addressable Fire Alarm System Mezzanine Level	15	04-Jun-18 A	02-Dec-20	-394				UMS_MZ Install Security: Addressable Fire Alarm System Mezzanine Level
UMS.28.31.9620	UMS_MZ Safety & Security - Testing - Fire Alarm System Mezzanine Level	2	03-Dec-20	04-Dec-20	-394				UMS_MZ Safety & Security - Testing - Fire Alarm System Mezzanine Level
UMS.27.51.9820	UMS_MZ_Startup & Test: Comm: Public Address System Mezzanine Level	2	03-Aug-20 A	08-Jan-21	-419				UMS_MZ_Startup & Test: Comm: Public Address System Mezzanine Level
<b>Platform Level</b>									
UMS.26.24.2880	UMS_PL 04 - Aux Elect Rm: Install Raceway - Panelboard UE4NHL	2	17-Jul-17 A	30-Sep-20	-355				UMS_PL 04 - Aux Elect Rm: Install Raceway - Panelboard UE4NHL
UMS.34.05.0340	UMS_MZ_Install Conduit Riser PB-1 to NB Feeder Boxes PS01 (Traction Power)	5	07-Oct-20	13-Oct-20	-423				UMS_MZ_Install Conduit Riser PB-1 to NB Feeder Boxes PS01 (Traction Power)
UMS.10.14.0290	UMS_PL Install Platform Level Signage	14	26-May-20 A	15-Oct-20	-396				UMS_PL Install Platform Level Signage
UMS.34.42.0175	UMS_PL Install Train Control Equipment - TCS/TCU Room	15	29-Sep-20	19-Oct-20	-432				UMS_PL Install Train Control Equipment - TCS/TCU Room
UMS.34.22.0510	UMS_PL_Terminate NB Cable - Positive Feeder Box PS01	2	16-Oct-20	19-Oct-20	-416				UMS_PL_Terminate NB Cable - Positive Feeder Box PS01
UMS.34.22.0450	UMS_PL_Terminate NB Cable Positive Feeder Box PS05	2	22-Oct-20	23-Oct-20	-420				UMS_PL_Terminate NB Cable Positive Feeder Box PS05
UMS.28.20.9955	UMS_PL_Startup & Test: Security: CCTV System Platform Level	5	03-Jul-20 A	26-Oct-20	-403				UMS_PL_Startup & Test: Security: CCTV System Platform Level
UMS.28.13.0150	UMS_PL_Install: Security: Access Control System Platform Level	15	10-Jul-17 A	26-Oct-20	-378				UMS_PL_Install: Security: Access Control System Platform Level
UMS.34.22.0470	UMS_PL_Terminate SB Cable - Positive Feeder Box PS02	2	26-Oct-20	27-Oct-20	-422				UMS_PL_Terminate SB Cable - Positive Feeder Box PS02
UMS.34.42.175	UMS_PL Install Train Control Raceway - TCS/TCU Room To Trackway Connection	15	06-Aug-18 A	27-Oct-20	-432				UMS_PL Install Train Control Raceway - TCS/TCU Room To Trackway Connection
UMS.34.22.0430	UMS_PL_Terminate SB Cable - Positive Feeder Box PS03	2	29-Oct-20	30-Oct-20	-425				UMS_PL_Terminate SB Cable - Positive Feeder Box PS03
UMS.34.22.0490	UMS_PL_Terminate SB Cable - Positive Feeder Box PS06	2	02-Nov-20	03-Nov-20	-427				UMS_PL_Terminate SB Cable - Positive Feeder Box PS06
UMS.34.22.0520	UMS_PL_Terminate NB Cable - Positive Feeder Box PS04	2	02-Nov-20	03-Nov-20	-427				UMS_PL_Terminate NB Cable - Positive Feeder Box PS04
UMS.34.42.185	UMS_PL Install Train Control Cable - TCS/TCU Room To Trackway Connection	15	28-Oct-20	17-Nov-20	-432				UMS_PL Install Train Control Cable - TCS/TCU Room To Trackway Connection
UMS.28.31.0180	UMS_PL_Install Security: Addressable Fire Alarm System Platform Level	15	04-Jun-18 A	02-Dec-20	-394				UMS_PL_Install Security: Addressable Fire Alarm System Platform Level
UMS.28.31.9630	UMS_PL_Safety & Security - Testing - Fire Alarm System Platform Level	2	07-Dec-20	08-Dec-20	-394				UMS_PL_Safety & Security - Testing - Fire Alarm System Platform Level
UMS.34.42.195	UMS_PL Train Control Terminations - TCS/TCU Room To Trackway Connection	15	18-Nov-20	08-Dec-20	-432				UMS_PL Train Control Terminations - TCS/TCU Room To Trackway Connection
UMS.34.42.205	UMS_PL Train Control Room - Energize Panels	5	02-Dec-20	08-Dec-20	-432				UMS_PL Train Control Room - Energize Panels
UMS.27.51.9830	UMS_PL_Startup & Test: Comm: Public Address System Platform Level	2	03-Aug-20 A	12-Jan-21	-419				UMS_PL_Startup & Test: Comm: Public Address System Platform Level
<b>Electrical - Transportation</b>									
<b>Architectual Finishes</b>									

Activity ID	Activity Name	Original Duration	Start	Finish	Total Float	2020			2021
						Q3	Q4	Q1	
Conveyances		184	26-Mar-20 A	09-Dec-20	-395				
Stairs		470	06-Aug-18 A	02-Dec-20	-430				
Startup & Testing		40	16-Dec-20	09-Feb-21	-439				
No 13-Disp		1800	09-Jan-14 A	30-Mar-21	64				
<b>Construction CTS Station P-1254R</b>									
<b>Site Work / Utility Relocation</b>									
Concrete/Shotcrete		5	06-Jul-20 A	18-Dec-20	-417				
Mechanical		528	05-Mar-18 A	01-Jan-21	-412				
Misc Metal		144	18-Mar-20 A	04-Nov-20	-376				
Electrical		522	07-May-18 A	12-Jan-21	-425				
<b>Entrance Roof Level</b>									
<b>Surface Level</b>									
<b>Upper Mezz Level</b>									
<b>Lower Mezz Level</b>									
<b>Concourse Level</b>									
<b>Platform Level</b>									
CTS.34.22.210	CTS_PL_Pull Cable & Terminate NB Positive Feeder Box PS03 to PS06 (Traction Power)	1	28-Sep-20	28-Sep-20	-401				CTS_PL_Pull Cable & Terminate NB Positive Feeder Box PS03 to PS06 (Traction Power)
CTS.34.22.250	CTS_PL_Pull Cable & Terminate SB Positive Feeder Box PS01 to PS07 (Traction Power)	2	28-Sep-20	29-Sep-20	-402				CTS_PL_Pull Cable & Terminate SB Positive Feeder Box PS01 to PS07 (Traction Power)
CTS.34.22.260	CTS_PL_Pull Cable & Terminate SB Positive Feeder Box PS02 to PS08 (Traction Power)	2	28-Sep-20	29-Sep-20	-402				CTS_PL_Pull Cable & Terminate SB Positive Feeder Box PS02 to PS08 (Traction Power)
CTS.34.2.240	CTS_PL_Pull Cable & Terminate SB Positive Feeder Box PS01 to PS05 (Traction Power)	2	28-Sep-20	29-Sep-20	-402				CTS_PL_Pull Cable & Terminate SB Positive Feeder Box PS01 to PS05 (Traction Power)
CTS.26.50.250	CTS_PL 12 - Train Control Rm: Install - Conduit Back To LMZ Control Rm	4	28-Oct-19 A	01-Oct-20	-376				CTS_PL 12 - Train Control Rm: Install - Conduit Back To LMZ Control Rm
CTS.26.50.200	CTS_PL 17 - Corridor: Install - Conduit & Devices for Lighting	2	30-Sep-20	01-Oct-20	-417				CTS_PL 17 - Corridor: Install - Conduit & Devices for Lighting
CTS.28.31.131	CTS_PL 09 - Aux Comm Rm: Install - Fire Alarm Control Panel - Sector 3	5	07-May-18 A	05-Oct-20	-421				CTS_PL 09 - Aux Comm Rm: Install - Fire Alarm Control Panel - Sector 3
CTS.28.31.142	CTS_PL 09 - Aux Comm Rm: Install - Fire Alarm Terminal Cabinet - Sector 3	4	05-Nov-19 A	05-Oct-20	-421				CTS_PL 09 - Aux Comm Rm: Install - Fire Alarm Terminal Cabinet - Sector 3
CTS.26.50.265	CTS_PL 17 - Corridor: Install - Alarms & Card Readers	2	09-Oct-19 A	05-Oct-20	-378				CTS_PL 17 - Corridor: Install - Alarms & Card Readers
CTS.26.50.290	CTS_PL 16 - TP Substation Rm: Install - Conduit & Boxes for Light Switches/Sensors	4	30-Sep-20	05-Oct-20	-393				CTS_PL 16 - TP Substation Rm: Install - Conduit & Boxes for Light Switches/Sensors
CTS.34.22.220	CTS_PL_Pull Cable & Terminate NB Positive Feeder Box PS03 to PS09 (Traction Power)	2	02-Oct-20	05-Oct-20	-406				CTS_PL_Pull Cable & Terminate NB Positive Feeder Box PS03 to PS09 (Traction Power)
CTS.28.31.132	CTS_PL 17 - Corridor - Install - Fire Alarm Clean Agent Control Panel	5	28-Feb-20 A	08-Oct-20	-417				CTS_PL 17 - Corridor - Install - Fire Alarm Clean Agent Control Panel
CTS.34.22.230	CTS_PL_Pull Cable & Terminate NB Positive Feeder Box PS04 to PS10 (Traction Power)	2	09-Oct-20	12-Oct-20	-411				CTS_PL_Pull Cable & Terminate NB Positive Feeder Box PS04 to PS10 (Traction Power)
CTS.28.31.133	CTS_PL 17 - Corridor - Install - Fire Alarm Preaction Cabinet	5	06-Mar-20 A	15-Oct-20	-417				CTS_PL 17 - Corridor - Install - Fire Alarm Preaction Cabinet
CTS.26.50.1115	CTS_PL 09 - Aux Comm Rm: Wire Pulls to - Fire Alarm Cabinets	10	09-Oct-20	22-Oct-20	-421				CTS_PL 09 - Aux Comm Rm: Wire Pulls to - Fire Alarm Cabinets
CTS.28.20.525	CTS_PL 09 - Aux Comm Rm: Install - Telephone Rack Cabinet - Sector 3	5	19-Oct-20	23-Oct-20	-415				CTS_PL 09 - Aux Comm Rm: Install - Telephone Rack Cabinet - Sector 3
CTS.26.50.460	CTS_PL 08 - Mens Restroom: Install - Conduit & Boxes For Light Fixtures	5	11-Nov-19 A	23-Oct-20	-432				CTS_PL 08 - Mens Restroom: Install - Conduit & Boxes For Light Fixtures
CTS.26.50.455	CTS_PL 07 - Womens Restroom: Install - Conduit & Boxes For Light Fixtures	5	11-Nov-19 A	23-Oct-20	-432				CTS_PL 07 - Womens Restroom: Install - Conduit & Boxes For Light Fixtures
CTS.26.11.915	CTS_PL 18 - Main Elect Rm:Wire Pulls - Riser In Chase @ Col 2.0 To Surface	5	19-Oct-20	23-Oct-20	-409				CTS_PL 18 - Main Elect Rm:Wire Pulls - Riser In Chase @ Col 2.0 To Surface
CTS.26.50.205	CTS_PL 14 - Emerg Equip Rm: Install - Alarms & Access Card Readers	5	08-Jul-19 A	30-Oct-20	-372				CTS_PL 14 - Emerg Equip Rm: Install - Alarms & Access Card Readers
CTS.26.50.470	CTS_PL 08 - Mens Restroom: Pull Wire & Set Light Fixtures	5	26-Oct-20	30-Oct-20	-432				CTS_PL 08 - Mens Restroom: Pull Wire & Set Light Fixtures
CTS.26.50.465	CTS_PL 07 - Womens Restroom: Pull Wire & Set Light Fixtures	5	26-Oct-20	30-Oct-20	-432				CTS_PL 07 - Womens Restroom: Pull Wire & Set Light Fixtures
CTS.26.50.1125	CTS_PL 09 - Aux Comm Rm: Wire Pulls to -CCTV Cabinet	10	21-Oct-20	03-Nov-20	-419				CTS_PL 09 - Aux Comm Rm: Wire Pulls to -CCTV Cabinet
CTS.26.50.1155	CTS_PL 09 - Aux Comm Rm: Terminations - Fire Alarm Cabinets	10	23-Oct-20	05-Nov-20	-421				CTS_PL 09 - Aux Comm Rm: Terminations - Fire Alarm Cabinets
CTS.26.50.270	CTS_PL 14 - Emerg Equip Rm: Install - Lighting	5	02-Nov-20	06-Nov-20	-372				CTS_PL 14 - Emerg Equip Rm: Install - Lighting
CTS.26.24.190	CTS_PL 21 - Aux Elect Rm: Terminations - Elect Panel LCP-5 - Sector 3 (Lighting Control)	5	02-Nov-20	06-Nov-20	-418				CTS_PL 21 - Aux Elect Rm: Terminations - Elect Panel LCP-5
CTS.26.24.925	CTS_PL 21 - Aux Elect Rm: Energize Panels - Sector 3	1	09-Nov-20	09-Nov-20	-418				CTS_PL 21 - Aux Elect Rm: Energize Panels - Sector 3
CTS.26.50.1135	CTS_PL 09 - Aux Comm Rm: Wire Pulls to - Telephone Cabinet	10	28-Oct-20	10-Nov-20	-414				CTS_PL 09 - Aux Comm Rm: Wire Pulls to - Telephone Cabinet
CTS.26.50.1145	CTS_PL 09 - Aux Comm Rm: Wire Pulls - P.A. Cabinet	9	30-Oct-20	11-Nov-20	-415				CTS_PL 09 - Aux Comm Rm: Wire Pulls - P.A. Cabinet
CTS.26.50.215	CTS_PL 02 - Fire Equip Rm: Install - Conduit & Devices for Lighting	5	04-Nov-19 A	12-Nov-20	-431				CTS_PL 02 - Fire Equip Rm: Install - Conduit & Devices for Lighting
CTS.26.50.480	CTS_PL 08 - Mens Restroom: Install - Electric Light Fixtures	5	09-Nov-20	13-Nov-20	-426				CTS_PL 08 - Mens Restroom: Install - Electric Light Fixtures
CTS.26.50.475	CTS_PL 07 - Womens Restroom: Install - Electric Light Fixtures	5	09-Nov-20	13-Nov-20	-425				CTS_PL 07 - Womens Restroom: Install - Electric Light Fixtures
CTS.26.50.370	CTS_PL 02 - Fire Equip Rm: Pull Wire - Lighting	5	20-Apr-20 A	19-Nov-20	-431				CTS_PL 02 - Fire Equip Rm: Pull Wire - Lighting
CTS.26.50.1165	CTS_PL 09 - Aux Comm Rm: Terminations -CCTV Cabinets	10	06-Nov-20	19-Nov-20	-421				CTS_PL 09 - Aux Comm Rm: Terminations -CCTV Cabinets
CTS.26.50.435	CTS_PL 02 - Fire Equip Rm: Hang Light Fixtures & Terminate	5	20-Nov-20	26-Nov-20	-431				CTS_PL 02 - Fire Equip Rm: Hang Light Fixtures

Activity ID	Activity Name	Original Duration	Start	Finish	Total Float	2020		2021
						Q3	Q4	Q1
CTS.26.50.1175	CTS_PL 09 - Aux Comm Rm: Terminations - Telephone Cabinets	10	20-Nov-20	03-Dec-20	-421			CTS_PL 09 - Aux Comm Rm: Terminations
CTS.26.50.1185	CTS_PL 09 - Aux Comm Rm: Terminations - P.A. Cabinet	10	20-Nov-20	03-Dec-20	-421			CTS_PL 09 - Aux Comm Rm: Terminations
CTS.26.11.900	CTS_PL 18 - Main Elect Rm: Energize Main Substation SG1 & SG2	5	22-Dec-20	28-Dec-20	-471			CTS_PL 18 - Main Elect
CTS.26.11.905	CTS_PL 18 - Main Elect Rm: Energize Substation DS1 & DS2	5	22-Dec-20	28-Dec-20	-471			CTS_PL 18 - Main Elect
CTS.34.21.915	CTS_PL 18 - Main Elect Rm: Energize A/C TPSS Equipment	5	29-Dec-20	04-Jan-21	-461			CTS_PL 18 - Main Elect
CTS.34.21.935	CTS_PL 18 - Main Elect Rm: Energize DC TPSS Equipment	5	05-Jan-21	11-Jan-21	-461			CTS_PL 18 - M
<b>Under Platform Level</b>		<b>61</b>	<b>07-Oct-20</b>	<b>30-Dec-20</b>	<b>-455</b>			
<b>Electrical - Transportation</b>		<b>250</b>	<b>16-Dec-19 A</b>	<b>23-Nov-20</b>	<b>-426</b>			
<b>Architectual Finishes</b>		<b>427</b>	<b>06-May-19 A</b>	<b>11-Jan-21</b>	<b>-418</b>			
<b>Conveyances</b>		<b>165</b>	<b>06-Apr-20 A</b>	<b>04-Jan-21</b>	<b>-440</b>			
<b>Startup &amp; Testing</b>		<b>30</b>	<b>20-Jan-21</b>	<b>02-Mar-21</b>	<b>-454</b>			
<b>No 13-Disp</b>		<b>1805</b>	<b>10-Jul-14 A</b>	<b>30-Mar-21</b>	<b>64</b>			
<b>Construction YBM Station P-1255</b>		<b>1845</b>	<b>10-Jul-14 A</b>	<b>30-Mar-21</b>	<b>64</b>			
<b>Concrete/Shotcrete</b>		<b>480</b>	<b>15-Oct-18 A</b>	<b>06-Nov-20</b>	<b>-401</b>			
<b>Electrical</b>		<b>47</b>	<b>07-Sep-20 A</b>	<b>24-Nov-20</b>	<b>-434</b>			
<b>Platform Level</b>		<b>47</b>	<b>09-Sep-20 A</b>	<b>17-Nov-20</b>	<b>-427</b>			
YBM.34.22.0320	YBM_PL 001_Terminate NB Cable Positive Feeder Box PS05 (From PB-02)	2	09-Oct-20	12-Oct-20	-401			YBM_PL 001_Terminate NB Cable Positive Feeder Box PS05 (From PB-02)
YBM.34.22.0300	YBM_PL 001_Terminate SB Cable - Positive Feeder Box PS06 (From PB-01)	2	13-Oct-20	14-Oct-20	-403			YBM_PL 001_Terminate SB Cable - Positive Feeder Box PS06 (From PB-01)
YBM.34.22.0280	YBM_PL 001_Terminate SB Cable - Positive Feeder Box PS02 to PS06	2	09-Sep-20 A	16-Oct-20	-405			YBM_PL 001_Terminate SB Cable - Positive Feeder Box PS02 to PS06
YBM.34.22.0310	YBM_PL 001_Terminate NB Cable - Positive Feeder Box PS01 (From PB-02)	2	19-Oct-20	20-Oct-20	-407			YBM_PL 001_Terminate NB Cable - Positive Feeder Box PS01 (From PB-02)
YBM.34.22.0290	YBM_PL 001_Terminate NB Cable - Positive Feeder Box PS01 to PS04	2	21-Oct-20	22-Oct-20	-409			YBM_PL 001_Terminate NB Cable - Positive Feeder Box PS01 to PS04
YBM.34.22.0250	YBM_PL 001_Terminate SB Cable - Positive Feeder Box PS03 (From PB-01)	2	16-Nov-20	17-Nov-20	-427			YBM_PL 001_Terminate SB Cable - Positive Feeder
<b>Under Platform Level</b>		<b>34</b>	<b>07-Sep-20 A</b>	<b>24-Nov-20</b>	<b>-427</b>			
YBM.34.22.0350	YBM_UP_Install: Elect: Pull Negative Feeder Cable, Coil & Protect(Traction Power)	3	28-Sep-20	30-Sep-20	-398			YBM_UP_Install: Elect: Pull Negative Feeder Cable, Coil & Protect(Traction Power)
YBM.34.21.1215	YBM_IV 302 - Traction Power Rm: Energize A/C TPSS Equipment	5	06-Nov-20	12-Nov-20	-424			YBM_IV 302 - Traction Power Rm: Energize A/C TPSS Eq
YBM.34.21.1225	YBM_IV 302 - Traction Power Rm: Energize DC TPSS Equipment	5	07-Sep-20 A	24-Nov-20	-427			YBM_IV 302 - Traction Power Rm: Energize DC T
<b>Electrical - Transportation</b>		<b>388</b>	<b>28-May-19 A</b>	<b>06-Nov-20</b>	<b>-419</b>			
<b>Conveyances</b>		<b>231</b>	<b>06-Jan-20 A</b>	<b>12-Nov-20</b>	<b>-416</b>			
<b>Startup &amp; Testing</b>		<b>40</b>	<b>14-Dec-20</b>	<b>05-Feb-21</b>	<b>-437</b>			
<b>No 13-Disp</b>		<b>1835</b>	<b>10-Jul-14 A</b>	<b>30-Mar-21</b>	<b>64</b>			
<b>Construction STS P-1256</b>		<b>1815</b>	<b>13-Jan-14 A</b>	<b>30-Mar-21</b>	<b>64</b>			
<b>Concrete/Shotcrete</b>		<b>5</b>	<b>29-Sep-20</b>	<b>05-Oct-20</b>	<b>-378</b>			
<b>Tunnel Concrete</b>		<b>616</b>	<b>22-Jan-18 A</b>	<b>13-Nov-20</b>	<b>-392</b>			
<b>Electrical</b>		<b>1099</b>	<b>14-May-14 A</b>	<b>28-Jan-21</b>	<b>107</b>			
<b>Upper Mezz Level</b>		<b>5</b>	<b>29-Oct-20</b>	<b>04-Nov-20</b>	<b>-433</b>			
<b>Lower Mezz Level</b>		<b>37</b>	<b>26-Aug-20 A</b>	<b>20-Oct-20</b>	<b>-402</b>			
<b>Intermediate Strut Level</b>		<b>5</b>	<b>12-Oct-20</b>	<b>16-Oct-20</b>	<b>-407</b>			
<b>Mezzanine Level</b>		<b>2</b>	<b>05-Oct-20</b>	<b>06-Oct-20</b>	<b>-389</b>			
<b>Platform Level</b>		<b>7</b>	<b>20-Nov-20</b>	<b>30-Nov-20</b>	<b>-418</b>			
<b>No 13-Level</b>		<b>1099</b>	<b>14-May-14 A</b>	<b>28-Jan-21</b>	<b>107</b>			
STS.34.42.0690	STS_Install: Train Control - Remote Feed Boxes- SB Portal to Moscone	1	28-Sep-20	28-Sep-20	-391			STS_Install: Train Control - Remote Feed Boxes- SB Portal to Moscone
STS.34.42.0510	STS_Install: Train Control - ATSC Entry Point Signage - Portal	1	28-Sep-20	28-Sep-20	-389			STS_Install: Train Control - ATSC Entry Point Signage - Portal
STS.34.42.1070	STS_Install: Train Control - Remote Feed Boxes/Track Heads SB Moscone to Union Square	1	29-Sep-20	29-Sep-20	-391			STS_Install: Train Control - Remote Feed Boxes/Track Heads SB Moscone to Union Squ
STS.34.42.0900	STS_Install: Train Control - ATSC Entry Point Signage - Moscone Station	1	29-Sep-20	29-Sep-20	-389			STS_Install: Train Control - ATSC Entry Point Signage - Moscone Station
STS.34.42.1440	STS_Install: Train Control - Remote Feed Boxes- SB Union Square to Chinatown	1	29-Sep-20	30-Sep-20	-391			STS_Install: Train Control - Remote Feed Boxes- SB Union Square to Chinatown
STS 34 42 37 c	STS_Fab/Deliver: Transportation: ATCS Wayside Equipment (34 42 37)	180	14-Apr-16 A	30-Sep-20	-588			STS_Fab/Deliver: Transportation: ATCS Wayside Equipment (34 42 37)
STS.34.42.2270	STS_Install: Train Control - Train Control Conduit - & JB's NB Portal To Moscone	4	20-Mar-17 A	30-Sep-20	-433			STS_Install: Train Control - Train Control Conduit - & JB's NB Portal To Moscone
STS.34.42.1270	STS_Install: Train Control - ATSC Entry Point Signage - Union Square Station	1	30-Sep-20	30-Sep-20	-389			STS_Install: Train Control - ATSC Entry Point Signage - Union Square Station
STS.34.42.1640	STS_Install: Train Control - ATSC Entry Point Signage - Chinatown	1	01-Oct-20	01-Oct-20	-389			STS_Install: Train Control - ATSC Entry Point Signage - Chinatown
STS.26.05.1480	STS_Install: Tunnel Electrical - Electrical Lighting Conduit & JB's - NB Chinatown to North Limits	4	26-May-20 A	01-Oct-20	-389			STS_Install: Tunnel Electrical - Electrical Lighting Conduit & JB's - NB Chinatown to Nor
STS.26.05.1370	STS_Install: Tunnel Electrical -Lighting Fixtures - SB Chinatown to North Limits	5	27-May-20 A	02-Oct-20	188			STS_Install: Tunnel Electrical -Lighting Fixtures - SB Chinatown to North Limits

Activity ID	Activity Name	Original Duration	Start	Finish	Total Float	2020			2021
						Q3		Q4	Q1
						Start	Finish	Start	Finish
STS.34.42.0500	STS_Install: Security - NB Portal Intrusion Devices	2	01-Oct-20	02-Oct-20	-413				STS_Install: Security - NB Portal Intrusion Devices
STS.34.42.1060	STS_Install: Train Control - Axle Counter Electronics Boxes/Track Heads SB Moscone to Union Squa	6	28-Sep-20	05-Oct-20	-400				STS_Install: Train Control - Axle Counter Electronics Boxes/Track Heads SB Moscon
STS.34.42.0480	STS_Install: Train Control - Axle Counter Electronics Boxes/Track Heads NB Portal to Moscone	6	28-Sep-20	05-Oct-20	-404				STS_Install: Train Control - Axle Counter Electronics Boxes/Track Heads NB Portal to
STS.34.42.0490	STS_Install: Train Control - Remote Feed Boxes- NB Portal to Moscone	1	05-Oct-20	05-Oct-20	-394				STS_Install: Train Control - Remote Feed Boxes- NB Portal to Moscone
STS.28.20.1870	STS_Install: - CCTV Camera Equipment Cabinets - CTS Communications Rm	4	30-Sep-20	05-Oct-20	-392				STS_Install: - CCTV Camera Equipment Cabinets - CTS Communications Rm
STS.34.42.0880	STS_Install: Train Control - Remote Feed Boxes- NB Moscone to Union Square	1	06-Oct-20	06-Oct-20	-394				STS_Install: Train Control - Remote Feed Boxes- NB Moscone to Union Square
STS.28.20.2050	STS_Install: - Terminate CCTV Camera Equipment Cabinets - CTS Communications Rm	5	30-Sep-20	06-Oct-20	-392				STS_Install: - Terminate CCTV Camera Equipment Cabinets - CTS Communication
STS.34.42.0600	STS_Install: Train Control - Train Control Signals - SB Portal to Moscone	6	30-Sep-20	07-Oct-20	-420				STS_Install: Train Control - Train Control Signals - SB Portal to Moscone
STS.34.42.1260	STS_Install: Train Control - Remote Feed Boxes- NB Union Square to Chinatown	1	07-Oct-20	07-Oct-20	-394				STS_Install: Train Control - Remote Feed Boxes- NB Union Square to Chinatown
STS.34.42.2370	STS_Install: Train Control - Train Control Pull ATSC Wire & Cable NB Portal To Moscone	4	05-Oct-20	08-Oct-20	-423				STS_Install: Train Control - Train Control Pull ATSC Wire & Cable NB Portal To Mo
STS.34.42.2310	STS_Install: Train Control - Train Control Conduit - & JB's SB Portal To Moscone	4	20-Mar-17 A	09-Oct-20	-449				STS_Install: Train Control - Train Control Conduit - & JB's SB Portal To Moscone
STS.26.05.1010	STS_Install: Tunnel Electrical - Emerg Tel/SFFD Tel/Blue Lights - SB Moscone to Union Square	3	07-Oct-20	09-Oct-20	-410				STS_Install: Tunnel Electrical - Emerg Tel/SFFD Tel/Blue Lights - SB Moscone to
STS.26.05.1390	STS_Install: Tunnel Electrical - Traction Power Conduit - SB Chinatown to North Limits	10	15-Jul-19 A	09-Oct-20	-400				STS_Install: Tunnel Electrical - Traction Power Conduit - SB Chinatown to North L
STS.26.05.1290	STS_Install: Tunnel Electrical - Electrical Lighting Conduit & JB's - SB Chinatown to North Limits	4	29-May-20 A	09-Oct-20	183				STS_Install: Tunnel Electrical - Electrical Lighting Conduit & JB's - SB Chinatown
STS 27 32 10 f1	STS_Prepare\Submit: Comm: Radio System Test Plans & Procedures	5	06-Oct-20	10-Oct-20	-600				STS_Prepare\Submit: Comm: Radio System Test Plans & Procedures
STS.34.42.0410	STS_Install: Train Control - Train Control Signals - NB Portal to Moscone	6	05-Oct-20	12-Oct-20	-413				STS_Install: Train Control - Train Control Signals - NB Portal to Moscone
STS.34.420.870	STS_Install: Train Control - Axle Counter Electronics Boxes/Track Heads- NB Moscone to Union Squ:	6	06-Oct-20	13-Oct-20	-404				STS_Install: Train Control - Axle Counter Electronics Boxes/Track Heads- NB M
STS.34.42.1800	STS_Install: Train Control - Axle Counter Electronics Boxes/Track Heads SB Union Square to Chinat	6	05-Oct-20	13-Oct-20	-400				STS_Install: Train Control - Axle Counter Electronics Boxes/Track Heads SB Ur
STS.26.05.1715	STS_Install: Tunnel Electrical - Traction Power Connection Boxes/OCS Risers SB17- SB Chinatown	2	05-Aug-19 A	13-Oct-20	-400				STS_Install: Tunnel Electrical - Traction Power Connection Boxes/OCS Risers
STS.34.23.1230	STS_Install: Tunnel Electrical - OCS Catenary Hangers - NB Union Square to Chinatown	5	16-Mar-20 A	13-Oct-20	-464				STS_Install: Tunnel Electrical - OCS Catenary Hangers - NB Union Square to C
STS.34.42.2260	STS_Install: Train Control - Train Control Conduit - & JB's NB Moscone to Union Square	13	12-Mar-18 A	14-Oct-20	-433				STS_Install: Train Control - Train Control Conduit - & JB's NB Moscone to Un
STS.26.05.3820	STS_Install: Tunnel Electrical - Pull & Terminate Emerg Tel/SFFD Tel/Blue Lights - SB Moscone to U	3	12-Oct-20	14-Oct-20	-398				STS_Install: Tunnel Electrical - Pull & Terminate Emerg Tel/SFFD Tel/Blue Ligh
STS.34.42.0710	STS_Install: Train Control - SB ATSC Entry Point Signage - Portal	1	15-Oct-20	15-Oct-20	-402				STS_Install: Train Control - SB ATSC Entry Point Signage - Portal
STS.34.42.0980	STS_Install: Train Control - Train Control Signals - SB Moscone to Union Square	6	08-Oct-20	15-Oct-20	-420				STS_Install: Train Control - Train Control Signals - SB Moscone to Union Squ
STS.34.23.1940	STS_Install: Tunnel Electrical - OCS Steady Arm Assemblies - NB Moscone to Union Square	7	03-Aug-20 A	15-Oct-20	-473				STS_Install: Tunnel Electrical - OCS Steady Arm Assemblies - NB Moscone
STS.34.42.1090	STS_Install: Train Control - SB ATSC Entry Point Signage - Moscone	1	16-Oct-20	16-Oct-20	-402				STS_Install: Train Control - SB ATSC Entry Point Signage - Moscone
STS.34.23.1860	STS_Install: Tunnel Electrical - OCS Wires. Spacers, Insulators - NB Portal To Moscone	4	13-Oct-20	16-Oct-20	-474				STS_Install: Tunnel Electrical - OCS Wires. Spacers, Insulators - NB Portal T
STS.28.20.2020	STS_Install: - SCADA System Terminations - UMS Communications Rm	10	05-Oct-20	16-Oct-20	-400				STS_Install: - SCADA System Terminations - UMS Communications Rm
STS.26.05.2000	STS_Install: Tunnel Electrical - Emerg Tel/SFFD Tel/Blue Lights - NB Chinatown to North Limits	2	15-Oct-20	16-Oct-20	-402				STS_Install: Tunnel Electrical - Emerg Tel/SFFD Tel/Blue Lights - NB Chinato
STS.28.20.1810	STS_Install: Tunnel Electrical - CCTV Cameras - SB Chinatown to North Limits	2	15-Oct-20	16-Oct-20	-401				STS_Install: Tunnel Electrical - CCTV Cameras - SB Chinatown to North Lim
STS.34.23.1220	STS_Install: Tunnel Electrical - OCS Elastic Arm Assemblies - NB Union Square to Chinatown	3	03-Aug-20 A	16-Oct-20	-460				STS_Install: Tunnel Electrical - OCS Elastic Arm Assemblies - NB Union Squ
STS.26.05.3790	STS_Install: Tunnel Electrical - Pull & Terminate Emerg Tel/SFFD Tel/Blue Lights - NB Union Square	5	12-Oct-20	16-Oct-20	-400				STS_Install: Tunnel Electrical - Pull & Terminate Emerg Tel/SFFD Tel/Blue Ligh
STS.34.42.1460	STS_Install: Train Control - SB ATSC Entry Point Signage - Union Square	1	19-Oct-20	19-Oct-20	-402				STS_Install: Train Control - SB ATSC Entry Point Signage - Union Square
STS.34.42.0790	STS_Install: Train Control - Train Control Signals - NB Moscone to Union Square	6	13-Oct-20	20-Oct-20	-413				STS_Install: Train Control - Train Control Signals - NB Moscone to Union
STS.34.42.1820	STS_Install: Train Control - SB ATSC Entry Point Signage - Chinatown	1	20-Oct-20	20-Oct-20	-402				STS_Install: Train Control - SB ATSC Entry Point Signage - Chinatown
STS.34.42.2330	STS_Install: Train Control - Train Control Pull ATSC Wire & Cable SB Portal To Moscone	4	15-Oct-20	20-Oct-20	-430				STS_Install: Train Control - Train Control Pull ATSC Wire & Cable SB Porta
STS.26.05.3800	STS_Install: Tunnel Electrical - Pull & Terminate Emerg Tel/SFFD Tel/Blue Lights - NB Chinatown to	2	19-Oct-20	20-Oct-20	-402				STS_Install: Tunnel Electrical - Pull & Terminate Emerg Tel/SFFD Tel/Blue
STS.34.42.1250	STS_Install: Train Control - Axle Counter Electronics Boxes/Track Heads NB Union Square to Chinat	6	13-Oct-20	21-Oct-20	-404				STS_Install: Train Control - Axle Counter Electronics Boxes/Track Heads
STS.26.05.1960	STS_Install: Tunnel Electrical - Comm/TC Cable Tray - SB Tunnel Wireduct Interface - South Platfor	5	15-Oct-20	21-Oct-20	-426				STS_Install: Tunnel Electrical - Comm/TC Cable Tray - SB Tunnel Wiredu
STS.26.05.2060	STS_Install: Tunnel Electrical - Comm/TC Conduit & Pull Boxes - SB Tunnel Wireduct Interface - @ I	5	15-Oct-20	21-Oct-20	-418				STS_Install: Tunnel Electrical - Comm/TC Conduit & Pull Boxes - SB Tun
STS.34.23.1950	STS_Install: Tunnel Electrical - OCS Steady Arm Assemblies - NB Union Square to Chinatown	7	03-Aug-20 A	22-Oct-20	-464				STS_Install: Tunnel Electrical - OCS Steady Arm Assemblies - NB Union
STS.34.42.1720	STS_Install: Train Control - Train Control Signals - SB Union Square to Chinatown	6	16-Oct-20	23-Oct-20	-420				STS_Install: Train Control - Train Control Signals - SB Union Square to
STS.26.05.2160	STS_Install: Traction Power - Install Conduit/TP SCADA Cable to Existing FODP Panel @ King Sub	10	12-Oct-20	23-Oct-20	-430				STS_Install: Traction Power - Install Conduit/TP SCADA Cable to Existir
STS.34.42.1620	STS_Install: Train Control - Axle Counter Electronics Boxes/Track Heads NB Chinatown to North Limi	1	26-Oct-20	26-Oct-20	-406				STS_Install: Train Control - Axle Counter Electronics Boxes/Track Hea
STS.34.42.1630	STS_Install: Train Control - Remote Feed Boxes- NB Chinatown to North Limits	1	26-Oct-20	26-Oct-20	-406				STS_Install: Train Control - Remote Feed Boxes- NB Chinatown to N
STS.34.42.1810	STS_Install: Train Control - Remote Feed Boxes- SB Chinatown to North Limits	1	26-Oct-20	26-Oct-20	-408				STS_Install: Train Control - Remote Feed Boxes- SB Chinatown to N
STS.34.42.1430	STS_Install: Train Control - Axle Counter Electronics Boxes/Track Heads SB Chinatown to North Limi	1	26-Oct-20	26-Oct-20	-408				STS_Install: Train Control - Axle Counter Electronics Boxes/Track Hea
STS.34.42.2160	STS_Install: Train Control - ATSC 5KVA UPS Battery Cabinet - Union Square Station Control Room	2	26-Oct-20	27-Oct-20	-426				STS_Install: Train Control - ATSC 5KVA UPS Battery Cabinet - Union
STS.34.23.1600	STS_Install: Tunnel Electrical - OCS Catenary Hangers - NB Chinatown to North Limits	2	16-Mar-20 A	27-Oct-20	-417				STS_Install: Tunnel Electrical - OCS Catenary Hangers - NB Chinato
STS.34.22.3170	STS_Install: Tunnel Electrical - Pull/Terminate OCS Riser Cable - PFCB SB09 To SB05 - UMS To MC	3	23-Oct-20	27-Oct-20	-452				STS_Install: Tunnel Electrical - Pull/Terminate OCS Riser Cable - PFC

Activity ID	Activity Name	Original Duration	Start	Finish	Total Float	2020		2021		
								Q3	Q4	Q1
STS.34.42.0520	STS_Install: Train Control - NB Switch Machines @ Chinatown Crossover	2	19-Aug-19 A	27-Oct-20	-407				STS_Install: Train Control - NB Switch Machines @ Chinatown Cross	
STS.34.42.2280	STS_Install: Train Control - Train Control Conduit - & JB's NB Union Square to Chinatown	14	20-Apr-16 A	28-Oct-20	-433				STS_Install: Train Control - Train Control Conduit - & JB's NB Union	
STS.34.23.1590	STS_Install: Tunnel Electrical - OCS Elastic Arm Assemblies - NB Chinatown to North Limits	1	27-Jul-20 A	28-Oct-20	-413				STS_Install: Tunnel Electrical - OCS Elastic Arm Assemblies - NB C	
STS.34.22.3010	STS_Install: Tunnel Electrical - Pull/Terminate Traction Power Cable - PFCB SB04 To PS-02 - MOS I	4	23-Oct-20	28-Oct-20	-453				STS_Install: Tunnel Electrical - Pull/Terminate Traction Power Cable	
STS.34.42.1350	STS_Install: Train Control - Train Control Signals - SB Chinatown to North Limits	3	26-Oct-20	28-Oct-20	-410				STS_Install: Train Control - Train Control Signals - SB Chinatown to	
STS.34.23.2600	STS_Install: OCS System - Install OCS Trolley Wire In 4th St - Townsend To King Street	2	27-Oct-20	28-Oct-20	-445				STS_Install: OCS System - Install OCS Trolley Wire In 4th St - Town	
STS.34.22.2980	STS_Install: Tunnel Electrical - Pull/Terminate Traction Power Cable - PFCB SB09 To SB05 - UMS Tc	10	04-May-20 A	28-Oct-20	-453				STS_Install: Tunnel Electrical - Pull/Terminate Traction Power Cable	
STS.34.42.1170	STS_Install: Train Control - Train Control Signals - NB Union Square to Chinatown	6	21-Oct-20	28-Oct-20	-413				STS_Install: Train Control - Train Control Signals - NB Union Square	
STS.34.42.100	STS_Transportation: Surface Signaling System - Testing & Startup	30	30-Sep-20	29-Oct-20	-582				STS_Transportation: Surface Signaling System - Testing & Startup	
STS.34.42.2120	STS_Install: Train Control - ATSC Power Panels - Chinatown Station Control Room	4	26-Oct-20	29-Oct-20	-426				STS_Install: Train Control - ATSC Power Panels - Chinatown Station	
STS.34.22.3160	STS_Install: Tunnel Electrical - Pull/Terminate OCS Riser Cable - PS-06 To PFCB SB09 - UMS Sour	1	29-Oct-20	29-Oct-20	-453				STS_Install: Tunnel Electrical - Pull/Terminate OCS Riser Cable - PS	
STS.34.41.2120	STS_Install; Traffic Signal Displays 4th St/King	3	27-Oct-20	29-Oct-20	-440				STS_Install; Traffic Signal Displays 4th St/King	
STS.34.42.2020	STS_Install: Train Control - ATSC Emergency Feed In Device - Moscone Station Control Room	3	27-Oct-20	29-Oct-20	-429				STS_Install: Train Control - ATSC Emergency Feed In Device - Mos	
STS.34.22.3190	STS_Install: Tunnel Electrical - Pull/Terminate OCS Riser Cable - PFCB SB05 To PS-03 - MOS Nortf	1	29-Oct-20	29-Oct-20	172				STS_Install: Tunnel Electrical - Pull/Terminate OCS Riser Cable - PF	
STS.26.05.3510	STS_Install: Lighting - 4th/Brannan Station	10	19-Feb-18 A	30-Oct-20	-410				STS_Install: Lighting - 4th/Brannan Station	
STS.20.71.550	STS_Manufacture - PCC SCADA Equipment	20	17-Jan-20 A	30-Oct-20	-430				STS_Manufacture - PCC SCADA Equipment	
STS.34.22.2970	STS_Install: Tunnel Electrical - Pull/Terminate Traction Power Cable - PS-06 To PFCB SB09 - UMS	2	01-Jun-20 A	30-Oct-20	-453				STS_Install: Tunnel Electrical - Pull/Terminate Traction Power Cabl	
STS.34.23.1410	STS_Install: Tunnel Electrical - OCS Catenary Hangers - SB Chinatown to North Limits	5	09-Mar-20 A	30-Oct-20	-420				STS_Install: Tunnel Electrical - OCS Catenary Hangers - SB China	
STS.08.44.0110	STS_Install: Platform Wind Screens - 4th/Brannan Station	10	19-Oct-20	30-Oct-20	-387				STS_Install: Platform Wind Screens - 4th/Brannan Station	
STS.26.05.2070	STS_Install: Traction Power - Remove Existing Mimic Panel Equipment @ PCC	5	26-Oct-20	30-Oct-20	-430				STS_Install: Traction Power - Remove Existing Mimic Panel Equip	
STS.26.05.1750	STS_Install: Tunnel Electrical - Emerg Tel/SFFD Tel/Blue Lights - SB Union Square to Chinatown	3	28-Oct-20	30-Oct-20	-413				STS_Install: Tunnel Electrical - Emerg Tel/SFFD Tel/Blue Lights - S	
STS 34 42 39 c	STS_Fab\Deliver: Transportation: ATCS Central Equipment (34 42 39)	10	22-Oct-20	31-Oct-20	-605				STS_Fab\Deliver: Transportation: ATCS Central Equipment (34 4	
STS.34.01.24.100	STS_: PA/PDS Software: Operation control Center (34 01 24)	30	18-Dec-19 A	01-Nov-20	-615				STS_: PA/PDS Software: Operation control Center (34 01 24)	
STS.34.01.24.130	STS_: Cable Installation: Operation control Center (34 01 24)	30	27-Jul-20 A	01-Nov-20	-615				STS_: Cable Installation: Operation control Center (34 01 24)	
STS.34.42.2170	STS_Install: Train Control - ATSC Communication Cable Termination Frame - Union Square Station (	4	28-Oct-20	02-Nov-20	-426				STS_Install: Train Control - ATSC Communication Cable Termina	
STS.34.42.2110	STS_Install: Train Control - ATSC Transformer - Chinatown Station Control Room	2	30-Oct-20	02-Nov-20	-426				STS_Install: Train Control - ATSC Transformer - Chinatown Statid	
STS.34.23.100	STS_Install: Utilities: Install Fiber Optic Ductbank From (E) Pullbox to (E) MH 1879 - King St/4th Stre	5	27-Oct-20	02-Nov-20	-424				STS_Install: Utilities: Install Fiber Optic Ductbank From (E) Pullbo	
STS.34.23.1400	STS_Install: Tunnel Electrical - OCS Elastic Arm Assemblies - SB Chinatown to North Limits	1	27-Jul-20 A	02-Nov-20	-416				STS_Install: Tunnel Electrical - OCS Elastic Arm Assemblies - S	
STS.34.22.3150	STS_Install: Tunnel Electrical - Pull/Terminate OCS Riser Cable - PFCB SB10 To PS-03 - UMS Nortf	1	02-Nov-20	02-Nov-20	-453				STS_Install: Tunnel Electrical - Pull/Terminate OCS Riser Cable -	
STS.28.20.0950	STS_Install: Tunnel Electrical - CCTV Conduit - & JB's SB Moscone to Union Square	13	13-Dec-19 A	02-Nov-20	-428				STS_Install: Tunnel Electrical - CCTV Conduit - & JB's SB Mosc	
STS.34.42.1940	STS_Install: Surface Signaling - TS Case No.1 - 4th/King	5	26-Feb-20 A	02-Nov-20	-411				STS_Install: Surface Signaling - TS Case No.1 - 4th/King	
STS.34.42.1540	STS_Install: Train Control - Train Control Signals - NB Chinatown to North Limits	3	29-Oct-20	02-Nov-20	-413				STS_Install: Train Control - Train Control Signals - NB Chinatown	
STS.34.23.1960	STS_Install: Tunnel Electrical - OCS Steady Arm Assemblies - NB Chinatown to North Limits	5	03-Aug-20 A	03-Nov-20	-417				STS_Install: Tunnel Electrical - OCS Steady Arm Assemblies - f	
STS.26.05.3880	STS_Install: Tunnel Electrical - Pull/Terminate Power & Lighting - SB Union Square to Chinatown	5	03-Aug-20 A	03-Nov-20	166				STS_Install: Tunnel Electrical - Pull/Terminate Power & Lighting	
STS.34.41.2100	STS_Install; Traffic Signal Displays 4th St/Harrison	3	30-Oct-20	03-Nov-20	-440				STS_Install; Traffic Signal Displays 4th St/Harrison	
STS.34.42.2010	STS_Install: Train Control - ATSC Feed In Device - Moscone Station Control Room	3	30-Oct-20	03-Nov-20	-429				STS_Install: Train Control - ATSC Feed In Device - Moscone Sta	
STS.34.42.2040	STS_Install: Train Control - ATSC Power Panels - Moscone Station Control Room	3	30-Oct-20	03-Nov-20	-429				STS_Install: Train Control - ATSC Power Panels - Moscone Stat	
STS.34.42.2200	STS_Install: Train Control - ATSC Transformer - Union Square Station Control Room	2	03-Nov-20	04-Nov-20	-428				STS_Install: Train Control - ATSC Transformer - Union Square S	
STS.34.22.2960	STS_Install: Tunnel Electrical - Pull/Terminate Traction Power Cable - PFCB SB10 To PS-03 - UMS	2	03-Nov-20	04-Nov-20	-453				STS_Install: Tunnel Electrical - Pull/Terminate Traction Power C	
STS.34.42.2250	STS_Install: Train Control - Train Control Conduit - & JB's NB Chinatown to North Limits	5	29-Oct-20	04-Nov-20	-415				STS_Install: Train Control - Train Control Conduit - & JB's NB C	
STS.26.05.3830	STS_Install: Tunnel Electrical - Pull & Terminate Emerg Tel/SFFD Tel/Blue Lights - SB Union Square	3	02-Nov-20	04-Nov-20	-413				STS_Install: Tunnel Electrical - Pull & Terminate Emerg Tel/SFF	
STS 28 20 05 c	STS_Fab\Deliver: Security: CCTV System (28 20 05)	180	03-Sep-14 A	05-Nov-20	-611				STS_Fab\Deliver: Security: CCTV System (28 20 05)	
STS.34.42.1880	STS_Install: Surface Signaling - Interlocking Signals & Poles 21/23 - 4th/King	8	06-Jul-20 A	05-Nov-20	-414				STS_Install: Surface Signaling - Interlocking Signals & Poles 2	
STS.34.23.1850	STS_Install: Tunnel Electrical - OCS Wires. Spacers, Insulators - NB Moscone to Union Square	14	19-Oct-20	05-Nov-20	-474				STS_Install: Tunnel Electrical - OCS Wires. Spacers, Insulator	
STS.26.05.1310	STS_Install: Tunnel Electrical - Telephone Conduit - & JB's SB Chinatown to North Limits	7	27-May-20 A	05-Nov-20	-415				STS_Install: Tunnel Electrical - Telephone Conduit - & JB's SB	
STS.34.42.2030	STS_Install: Train Control - ATSC Transformer - Moscone Station Control Room	2	04-Nov-20	05-Nov-20	-429				STS_Install: Train Control - ATSC Transformer - Moscone Stat	
STS.26.05.2210	STS_Install: Traction Power -Terminate FODP Panel @ Moscone Folsom SubStation	3	03-Nov-20	05-Nov-20	-424				STS_Install: Traction Power -Terminate FODP Panel @ Mosco	
STS.27.32.1750	STS_Install: Tunnel Electrical - Radiax Cable NB Portal To Moscone	5	02-Nov-20	06-Nov-20	-391				STS_Install: Tunnel Electrical - Radiax Cable NB Portal To M	
STS.34.23.2000	STS_Install: Tunnel Electrical - OCS Steady Arm Assemblies - SB Chinatown to North Limits	5	27-Jul-20 A	06-Nov-20	-420				STS_Install: Tunnel Electrical - OCS Steady Arm Assemblies	
STS.26.05.3890	STS_Install: Tunnel Electrical - Pull/Terminate Power & Lighting - SB Chinatown to North Limits	3	04-Nov-20	06-Nov-20	166				STS_Install: Tunnel Electrical - Pull/Terminate Power & Lightir	

**SFMTA Central Subway Project  
Master Project Schedule  
One Month Back & Remaining Work - September 2020 Update**

Required Revenue Serive Date 26-Dec-18  
Data Date: 26-Sep-20

Activity ID	Activity Name	Original Duration	Start	Finish	Total Float	2020			2021
						Q3	Q4	Q1	
STS.34.23.1900	STS_Install: Tunnel Electrical - OCS Wires. Spacers, Insulators - SB Moscone to Union Square	14	20-Oct-20	06-Nov-20	-427				STS_Install: Tunnel Electrical - OCS Wires. Spacers, Insulators
STS.12.93.3530	STS_Install: Platform Backless Seating - 4th/Brannan Station	5	19-Mar-20 A	06-Nov-20	-387				STS_Install: Platform Backless Seating - 4th/Brannan Station
STS.26.05.2080	STS_Install: Traction Power - New Equipment Display Rack @ PCC	5	02-Nov-20	06-Nov-20	-430				STS_Install: Traction Power - New Equipment Display Rack @ PCC
STS.26.05.1380	STS_Install: Tunnel Electrical - Emerg Tel/SFFD Tel/Blue Lights - SB Chinatown to North Limits	2	06-Nov-20	09-Nov-20	-415				STS_Install: Tunnel Electrical - Emerg Tel/SFFD Tel/Blue Lights
STS.28.20.1720	STS_Install: Tunnel Electrical - CCTV Cameras - NB Portal To Moscone	2	06-Nov-20	09-Nov-20	-430				STS_Install: Tunnel Electrical - CCTV Cameras - NB Portal To Moscone
STS.34.41.2040	STS_Install; Traffic Signal Controllers 4th St	11	09-Oct-17 A	10-Nov-20	-440				STS_Install; Traffic Signal Controllers 4th St
STS.27.32.10 d1	STS_Prep\Submit: Comm: Radio System Calculations & Certifications	20	22-Oct-20	10-Nov-20	174				STS_Prep\Submit: Comm: Radio System Calculations & Certifications
STS.28.20.1760	STS_Install: Tunnel Electrical - CCTV Pull Wire & Terminate NB Portal To Moscone	2	10-Nov-20	11-Nov-20	-423				STS_Install: Tunnel Electrical - CCTV Pull Wire & Terminate NB Portal To Moscone
STS.26.05.3840	STS_Install: Tunnel Electrical - Pull & Terminate Emerg Tel/SFFD Tel/Blue Lights - SB Chinatown to North Limits	2	10-Nov-20	11-Nov-20	-415				STS_Install: Tunnel Electrical - Pull & Terminate Emerg Tel/SFFD Tel/Blue Lights
STS.26.05.2140	STS_Install: Traction Power - Make Fiber Node Connections From King SubStation @PCC (Fiber by	5	09-Nov-20	13-Nov-20	-430				STS_Install: Traction Power - Make Fiber Node Connections From King SubStation @PCC (Fiber by
STS.28.20.1970	STS_Install: - SCADA Terminations YBM Communications Rm	10	02-Nov-20	13-Nov-20	-420				STS_Install: - SCADA Terminations YBM Communications Rm
STS.26.05.2090	STS_Install: Traction Power - Video Displays & Cabling @ PCC	10	02-Nov-20	13-Nov-20	-430				STS_Install: Traction Power - Video Displays & Cabling @ PCC
STS.26.05.2100	STS_Install: Traction Power - PCI & TP SCADA Servers @ PCC	10	02-Nov-20	13-Nov-20	-430				STS_Install: Traction Power - PCI & TP SCADA Servers @ PCC
STS.26.05.2130	STS_Install: Traction Power - Make Fiber Node Connections From YBM Folsom SubStation @PCC	5	09-Nov-20	13-Nov-20	-430				STS_Install: Traction Power - Make Fiber Node Connections From YBM Folsom SubStation @PCC
STS.34.42.2300	STS_Install: Train Control - Train Control Conduit - & JB's SB Moscone to Union Square	13	12-Mar-18 A	16-Nov-20	-449				STS_Install: Train Control - Train Control Conduit - & JB's SB Moscone to Union Square
STS.34.22.2950	STS_Install: Tunnel Electrical - Pull/Terminate Traction Power Cable - PFCB SB16 To SB10 - CTS Tr	15	27-Jul-20 A	16-Nov-20	-453				STS_Install: Tunnel Electrical - Pull/Terminate Traction Power Cable - PFCB SB16 To SB10 - CTS Tr
STS.34.22.3140	STS_Install: Tunnel Electrical - Pull/Terminate OCS Riser Cable - PFCB SB16 To SB10 - CTS To U	3	12-Nov-20	16-Nov-20	-428				STS_Install: Tunnel Electrical - Pull/Terminate OCS Riser Cable - PFCB SB16 To SB10 - CTS To U
STS.28.20.1730	STS_Install: Tunnel Electrical - CCTV Cameras - NB Moscone to Union Square	5	10-Nov-20	16-Nov-20	-430				STS_Install: Tunnel Electrical - CCTV Cameras - NB Moscone to Union Square
STS.34.41.1990	STS_Demo/Salvage; Traffic Signals 4th St	15	17-Apr-17 A	17-Nov-20	-440				STS_Demo/Salvage; Traffic Signals 4th St
STS.20.71.190	STS_Prep\Submit: Systems Reliability Analysis - Radio Sub-System - Chinatown	5	11-Nov-20	17-Nov-20	139				STS_Prep\Submit: Systems Reliability Analysis - Radio Sub-System - Chinatown
STS.20.71.200	STS_Prep\Submit: Systems Reliability Analysis - Radio Sub-System - UMS	5	11-Nov-20	17-Nov-20	139				STS_Prep\Submit: Systems Reliability Analysis - Radio Sub-System - UMS
STS.27.32.1760	STS_Install: Tunnel Electrical - Radiax Cable NB Moscone to Union Square	7	09-Nov-20	17-Nov-20	-391				STS_Install: Tunnel Electrical - Radiax Cable NB Moscone to Union Square
STS.34.23.1920	STS_Install: Tunnel Electrical - OCS Wires. Spacers, Insulators - SB Union Square to Chinatown	12	02-Nov-20	17-Nov-20	-427				STS_Install: Tunnel Electrical - OCS Wires. Spacers, Insulators - SB Union Square to Chinatown
STS.28.20.1770	STS_Install: Tunnel Electrical - CCTV Pull Wire & Terminate NB Moscone to Union Square	2	17-Nov-20	18-Nov-20	-426				STS_Install: Tunnel Electrical - CCTV Pull Wire & Terminate NB Moscone to Union Square
STS.27.42.100	STS_Install: Comm: Platform Display System (27 42 16)	15	12-Aug-19 A	18-Nov-20	-423				STS_Install: Comm: Platform Display System (27 42 16)
\	CTS_Fab\Deliver: Transportation: Traction Power SCADA System (34 23 10)	180	14-May-14 A	19-Nov-20	-595				CTS_Fab\Deliver: Transportation: Traction Power SCADA System (34 23 10)
STS.34.22.2940	STS_Install: Tunnel Electrical - Pull/Terminate Traction Power Cable - PS-8 To PFCB SB16 - CTS So	3	17-Nov-20	19-Nov-20	-428				STS_Install: Tunnel Electrical - Pull/Terminate Traction Power Cable - PS-8 To PFCB SB16 - CTS So
STS.34.42.390	STS_Install: Transportation: ATCS Central Equipment - Lennox OCC	15	02-Nov-20	20-Nov-20	-425				STS_Install: Transportation: ATCS Central Equipment - Lennox OCC
STS.34.42.400	STS_Install: Transportation: ATCS Central Equipment - Transportation Mgmt Center (TMC)	15	02-Nov-20	20-Nov-20	-425				STS_Install: Transportation: ATCS Central Equipment - Transportation Mgmt Center (TMC)
STS.34.42.0580	STS_Install: Train Control - Train Control Cable Loop System SB Portal To Moscone	4	13-May-19 A	20-Nov-20	-453				STS_Install: Train Control - Train Control Cable Loop System SB Portal To Moscone
STS.34.22.3130	STS_Install: Tunnel Electrical - Pull/Terminate OCS Riser Cable - PS-8 To PFCB SB16 - CTS South	1	20-Nov-20	20-Nov-20	-428				STS_Install: Tunnel Electrical - Pull/Terminate OCS Riser Cable - PS-8 To PFCB SB16 - CTS South
STS.34.23.2620	STS_Install: OCS System - Install OCS Trolley Wire & Special Work In 4th St/Townsend Street - Inte	17	29-Oct-20	20-Nov-20	-445				STS_Install: OCS System - Install OCS Trolley Wire & Special Work In 4th St/Townsend Street - Inte
STS.26.05.2120	STS_Install: Traction Power - Make Fiber Node Connections From UMS Gap Breaker Station @PCC	5	16-Nov-20	20-Nov-20	-430				STS_Install: Traction Power - Make Fiber Node Connections From UMS Gap Breaker Station @PCC
STS.34.42.2390	STS_Install: Train Control - Train Control Pull ATSC Wire & Cable NB Union Square to Chinatown	14	03-Nov-20	20-Nov-20	-427				STS_Install: Train Control - Train Control Pull ATSC Wire & Cable NB Union Square to Chinatown
STS.34.23.1870	STS_Install: Tunnel Electrical - OCS Wires. Spacers, Insulators - NB Union Square to Chinatown	12	06-Nov-20	23-Nov-20	-474				STS_Install: Tunnel Electrical - OCS Wires. Spacers, Insulators - NB Union Square to Chinatown
STS.34.42.2400	STS_Install: Train Control - Train Control Pull ATSC Wire & Cable NB Chinatown to North Limits	2	23-Nov-20	24-Nov-20	-427				STS_Install: Train Control - Train Control Pull ATSC Wire & Cable NB Chinatown to North Limits
STS.34.41.2000	STS_Install; Traffic Signals 4th St	15	24-Apr-17 A	24-Nov-20	-440				STS_Install; Traffic Signals 4th St
STS.34.23.2590	STS_Install: OCS System - Install OCS Trolley Wire In 4th St - Bluxome To Townsend	2	23-Nov-20	24-Nov-20	-434				STS_Install: OCS System - Install OCS Trolley Wire In 4th St - Bluxome To Townsend
STS.34.22.2930	STS_Install: Tunnel Electrical - Pull/Terminate Traction Power Cable - PFCB SB17 To PS-5 - Chinat	2	23-Nov-20	24-Nov-20	-428				STS_Install: Tunnel Electrical - Pull/Terminate Traction Power Cable - PFCB SB17 To PS-5 - Chinat
STS.34.23.1890	STS_Install: Tunnel Electrical - OCS Wires. Spacers, Insulators - SB Chinatown to North Limits	5	18-Nov-20	24-Nov-20	-427				STS_Install: Tunnel Electrical - OCS Wires. Spacers, Insulators - SB Chinatown to North Limits
STS.28.20.1740	STS_Install: Tunnel Electrical - CCTV Cameras - NB Union Square to Chinatown	6	17-Nov-20	24-Nov-20	-430				STS_Install: Tunnel Electrical - CCTV Cameras - NB Union Square to Chinatown
STS.28.20.1320	STS_Install: Tunnel Electrical - CCTV Conduit - & JB's SB Chinatown to North Limits	16	27-May-20 A	24-Nov-20	-428				STS_Install: Tunnel Electrical - CCTV Conduit - & JB's SB Chinatown to North Limits
STS.28.20.1850	STS_Install: Tunnel Electrical - CCTV Pull Wire & Terminate SB Chinatown to North Limits	1	25-Nov-20	25-Nov-20	-428				STS_Install: Tunnel Electrical - CCTV Pull Wire & Terminate SB Chinatown to North Limits
STS.34.22.3120	STS_Install: Tunnel Electrical - Pull/Terminate OCS Riser Cable - PFCB SB17 To PS-5 - Chinatown	1	25-Nov-20	25-Nov-20	-428				STS_Install: Tunnel Electrical - Pull/Terminate OCS Riser Cable - PFCB SB17 To PS-5 - Chinatown
STS.34.22.2900	STS_Install: Tunnel Electrical - Pull/Terminate Traction Power Cable - PFCB NB03 To NB01 - MOS Tr	8	04-May-20 A	25-Nov-20	-474				STS_Install: Tunnel Electrical - Pull/Terminate Traction Power Cable - PFCB NB03 To NB01 - MOS Tr
STS.34.42.2530	STS_Install: Train Control - ATSC Wire Pulls & Terminations - Union Square Station Control Room	15	05-Nov-20	25-Nov-20	-428				STS_Install: Train Control - ATSC Wire Pulls & Terminations - Union Square Station Control Room
STS.28.20.1710	STS_Install: Tunnel Electrical - CCTV Cameras NB Chinatown to North Limits	2	25-Nov-20	26-Nov-20	-430				STS_Install: Tunnel Electrical - CCTV Cameras NB Chinatown to North Limits
STS.28.20.1780	STS_Install: Tunnel Electrical - CCTV Pull Wire & Terminate NB Union Square to Chinatown	2	25-Nov-20	26-Nov-20	-430				STS_Install: Tunnel Electrical - CCTV Pull Wire & Terminate NB Union Square to Chinatown
STS.34.42.2540	STS_Install: Train Control - ATSC Wire Pulls & Terminations - Moscone Station Control Room	15	06-Nov-20	26-Nov-20	-429				STS_Install: Train Control - ATSC Wire Pulls & Terminations - Moscone Station Control Room
STS.09.00.00 c12	STS_Paint Crossover Passage Doors	10	31-Aug-20 A	27-Nov-20	-402				STS_Paint Crossover Passage Doors

Activity ID	Activity Name	Original Duration	Start	Finish	Total Float	2020		2021
						Q3	Q4	Q1
STS.34.22.3090	STS_Install: Tunnel Electrical - Pull/Terminate OCS Riser Cable - PFCB NB03 To NB01 - MOS To Por	2	26-Nov-20	27-Nov-20	-474			STS_Install: Tunnel Electrical - Pull/Terminate
STS.26.05.2110	STS_Install: Traction Power - Make Fiber Node Connections From CTS Washington Substation @ P	5	23-Nov-20	27-Nov-20	-430			STS_Install: Traction Power - Make Fiber Node
STS.34.41.2130	STS_Install; Traffic Signal Displays 5th St/Brannan	3	25-Nov-20	27-Nov-20	-440			STS_Install; Traffic Signal Displays 5th St/Brannan
STS.28.20.1750	STS_Install: Tunnel Electrical - CCTV Pull Wire & Terminate NB Chinatown to North Limits	1	27-Nov-20	27-Nov-20	-430			STS_Install: Tunnel Electrical - CCTV Pull Wire
STS.34.42.2320	STS_Install: Train Control - Train Control Conduit - & JB's SB Union Square to Chinatown	14	21-Apr-16 A	30-Nov-20	-446			STS_Install: Train Control - Train Control Conduit
STS.34.23.2640	STS_Install: OCS System - Install OCS Trolley Wire In 5th Street To Brannan	6	23-Nov-20	30-Nov-20	-445			STS_Install: OCS System - Install OCS Trolley
STS.34.23.1840	STS_Install: Tunnel Electrical - OCS Wires, Spacers, Insulators - NB Chinatown to North Limits	5	24-Nov-20	30-Nov-20	-431			STS_Install: Tunnel Electrical - OCS Wires, S
STS.34.41.2110	STS_Install; Traffic Signal Displays 4th St/Brannan	5	19-Jun-17 A	01-Dec-20	-440			STS_Install; Traffic Signal Displays 4th St/Br
STS.34.01.24.150	STS_: PA/PDS: Operation control Center (34 01 24)	30	30-Jul-18 A	01-Dec-20	-615			STS_: PA/PDS: Operation control Center (3
STS.34.01.24.110	STS_: Testing Cutover: Operation control Center (34 01 24)	30	02-Nov-20	01-Dec-20	-615			STS_: Testing Cutover: Operation control Ce
STS.34.01.24.120	STS_: System Integration: Operation control Center (34 01 24)	30	02-Nov-20	01-Dec-20	-615			STS_: System Integration: Operation contro
STS.34.01.24.160	STS_: FSS: Operation control Center (34 01 24)	30	06-May-19 A	01-Dec-20	-615			STS_: FSS: Operation control Center (34 0
STS.34.01.24.170	STS_: CCTV & Access Control: Operation control Center (34 01 24)	30	25-May-20 A	01-Dec-20	-615			STS_: CCTV & Access Control: Operation c
STS.34.01.24.180	STS_: Network Communication: Operation control Center (34 01 24)	30	02-Nov-20	01-Dec-20	-615			STS_: Network Communication: Operation c
STS.34.01.24.200	STS_: AV Management: Operation control Center (34 01 24)	30	25-May-20 A	01-Dec-20	-615			STS_: AV Management: Operation control C
STS.34.01.24.210	STS_: Integrated Human Machine Interface (IHMI) System: Operation control Center (34 01 24)	30	25-May-20 A	01-Dec-20	-615			STS_: Integrated Human Machine Interface
STS.34.01.24.220	STS_: Elevator/ Escalator Remote Monitoring System: Operation control Center (34 01 24)	30	25-May-20 A	01-Dec-20	-615			STS_: Elevator/ Escalator Remote Monitorin
STS.34.22.2880	STS_Install: Tunnel Electrical - Pull/Terminate Traction Power Cable - PS-04 To PFCB NB11 - UMS :	2	03-Aug-20 A	01-Dec-20	-473			STS_Install: Tunnel Electrical - Pull/Termina
STS.34.22.2890	STS_Install: Tunnel Electrical - Pull/Terminate Traction Power Cable - PFCB NB11To NB04 - UMS To	8	11-May-20 A	03-Dec-20	-473			STS_Install: Tunnel Electrical - Pull/Termin
STS.34.42.2340	STS_Install: Train Control - Train Control Pull ATSC Wire & Cable SB Moscone to Union Square	13	17-Nov-20	03-Dec-20	-449			STS_Install: Train Control - Train Control P
STS.34.41.2010	STS_Install; Traffic Signal Displays 4th S/Bryant	6	07-Jan-19 A	04-Dec-20	-440			STS_Install; Traffic Signal Displays 4th S/B
STS.27.32.1180	STS_Install: Tunnel Electrical - Radiax Cable - & JB's NB Union Square to Chinatown	25	02-Nov-20	04-Dec-20	-422			STS_Install: Tunnel Electrical - Radiax Ca
STS.34.22.3280	STS_Install: Tunnel Electrical - Pull/Terminate Traction Power Cable - NB Portal Pull Box To MH1890	5	30-Nov-20	04-Dec-20	-474			STS_Install: Tunnel Electrical - Pull/Termin
STS 33 71 73 a12	STS_Manufacture: Utilities: Electrical Service Panel	30	27-Oct-20	07-Dec-20	-436			STS_Manufacture: Utilities: Electrical S
STS.34.23.2580	STS_Install: OCS System - Install OCS Trolley Wire In 4th St - Brannan To Bluxome	9	25-Nov-20	07-Dec-20	-401			STS_Install: OCS System - Install OCS
STS.34.23.2630	STS_Install: OCS System - Install OCS Trolley Wire In Townsend Street To 5th Street	11	09-Mar-20 A	07-Dec-20	-445			STS_Install: OCS System - Install OCS
STS.34.22.2910	STS_Install: Tunnel Electrical - Pull/Terminate Traction Power Cable - PS-05 To PFCB NB10 - UMS	1	01-Jun-20 A	07-Dec-20	-474			STS_Install: Tunnel Electrical - Pull/Ter
STS.34.42.2290	STS_Install: Train Control - Train Control Conduit - & JB's SB Chinatown to North Limits	5	01-Dec-20	07-Dec-20	-438			STS_Install: Train Control - Train Contr
STS.20.71.210	STS_Prep\Submit: Systems Reliability Analysis - Radio Sub-System - Moscone	20	11-Nov-20	08-Dec-20	124			STS_Prep\Submit: Systems Reliab
STS.34.42.0960	STS_Install: Train Control - Train Control Cable Loop System SB Moscone to Union Square	12	23-Nov-20	08-Dec-20	-453			STS_Install: Train Control - Train Contr
STS.34.23.2570	STS_Install: OCS System - Install OCS Trolley Wire In 4th St - Freelon To Brannan	2	08-Dec-20	09-Dec-20	-401			STS_Install: OCS System - Install OC
STS.34.23.2650	STS_Install: OCS System - Install OCS Trolley Wire In Brannan To 4th Street	2	08-Dec-20	09-Dec-20	-445			STS_Install: OCS System - Install OC
STS.34.22.2920	STS_Install: Tunnel Electrical - Pull/Terminate Traction Power Cable - PFCB NB10 To NB06 - UMS To	7	04-May-20 A	09-Dec-20	-474			STS_Install: Tunnel Electrical - Pull/Te
STS.34.22.3070	STS_Install: Tunnel Electrical - Pull/Terminate OCS Riser Cable - PS-04 To PFCB NB11 - UMS Sout	1	10-Dec-20	10-Dec-20	-474			STS_Install: Tunnel Electrical - Pull/Te
STS.34.41.2030	STS_Pull & Terminate Traffic Signal Wiring 4th St	16	24-Apr-17 A	11-Dec-20	-440			STS_Pull & Terminate Traffic Signal V
STS.34.23.2560	STS_Install: OCS System - Install OCS Trolley Wire In 4th St - Welsh To Freelon	2	10-Dec-20	11-Dec-20	-401			STS_Install: OCS System - Install OC
STS 10 41 00 d1	STS_Prep\Submit: Display Case Mockup	30	14-Nov-20	13-Dec-20	-594			STS_Prep\Submit: Display Case
STS 06 10 53 c	STS_Fab\Deliver: Wood Trough (06 10 53)	30	14-Nov-20	13-Dec-20	-565			STS_Fab\Deliver: Wood Trough (0
STS 10 14 00 c	STS_Fab\Deliver: Signage (10 14 00)	30	12-Apr-19 A	13-Dec-20	-615			STS_Fab\Deliver: Signage (10 14
STS.27.32.1770	STS_Install: Tunnel Electrical - Radiax Cable NB Union Square to Chinatown	7	07-Dec-20	15-Dec-20	-404			STS_Install: Tunnel Electrical - Ra
STS.27.32.1790	STS_Install: Tunnel Electrical - Radiax Cable SB Portal To Moscone	5	09-Dec-20	15-Dec-20	-418			STS_Install: Tunnel Electrical - Ra
STS.34.22.3080	STS_Install: Tunnel Electrical - Pull/Terminate OCS Riser Cable - PFCB NB05 To NB04 - UMS To MC	3	11-Dec-20	15-Dec-20	-474			STS_Install: Tunnel Electrical - Pu
STS.34.23.3700	STS_Install: OCS System - Remove/Install Cross Spans in Brannan	4	30-Dec-19 A	15-Dec-20	-445			STS_Install: OCS System - Remo
STS.34.22.3100	STS_Install: Tunnel Electrical - Pull/Terminate OCS Riser Cable - PS-05 To PFCB NB10 - UMS Sour	1	16-Dec-20	16-Dec-20	-474			STS_Install: Tunnel Electrical - P
STS.34.22.3110	STS_Install: Tunnel Electrical - Pull/Terminate OCS Riser Cable - PFCB NB10 To NB06 - UMS To MC	1	17-Dec-20	17-Dec-20	-474			STS_Install: Tunnel Electrical - P
STS.34.23.2550	STS_Install: OCS System - Install OCS Trolley Wire In 4th St - Bryant to Welsh	4	14-Dec-20	17-Dec-20	-401			STS_Install: OCS System - Insta
STS.10.41.100	STS_Install: Display Cases Between Windscreens	5	14-Dec-20	18-Dec-20	-417			STS_Install: Display Cases Betw
STS.10.14.3510	STS_Install: Roof Canopy Signage - 4th/Brannan Station	5	14-Dec-20	18-Dec-20	-432			STS_Install: Roof Canopy Signa
STS.34.23.3710	STS_Install: OCS System - Remove/Install Cross Spans in Townsend	3	30-Dec-19 A	18-Dec-20	-445			STS_Install: OCS System - Ren
STS.34.22.2860	STS_Install: Tunnel Electrical - Pull/Terminate Traction Power Cable - PFCB NB18 To NB12 - CTS T	15	08-Jun-20 A	21-Dec-20	-474			STS_Install: Tunnel Electrical

Activity ID	Activity Name	Original Duration	Start	Finish	Total Float	2020		2021
						Q3	Q4	Q1
STS.26.05.0785	STS_Install: Tunnel Electrical - Traction Power Connection Boxes/OCS Risers NB12 To NB18 - NB Ur	7	06-May-19 A	22-Dec-20	-473			STS_Install: Tunnel Electrica
STS.34.42.2360	STS_Install: Train Control - Train Control Pull ATSC Wire & Cable SB Union Square to Chinatown	13	04-Dec-20	22-Dec-20	-449			STS_Install: Train Control - T
STS.34.22.2870	STS_Install: Tunnel Electrical - Pull/Terminate Traction Power Cable - PFCB NB12 To PS-01 - UMS	2	22-Dec-20	23-Dec-20	-474			STS_Install: Tunnel Electrica
STS 34 01 24 a30	STS_Prep\Submit: Operation control Center- Systems Diagrams (34 01 24)	90	26-May-19 A	24-Dec-20	165			STS_Prep\Submit: Ope
STS.27.32.1800	STS_Install: Tunnel Electrical - Radiax Cable SB Moscone to Union Square	7	16-Dec-20	24-Dec-20	-418			STS_Install: Tunnel Electric
STS.34.42.2350	STS_Install: Train Control - Train Control Pull ATSC Wire & Cable SB Chinatown to North Limits	2	23-Dec-20	24-Dec-20	-449			STS_Install: Train Control -
STS 01 79 00 c2	STS_Submit:O&M Manuals 60 Days Prior to Training	60	11-Nov-19 A	25-Dec-20	-613			STS_Submit:O&M Manual
STS.34.22.2850	STS_Install: Tunnel Electrical - Pull/Terminate Traction Power Cable - PS-10 To PFCB NB18 - CTS S	2	29-May-20 A	25-Dec-20	-474			STS_Install: Tunnel Electr
STS.34.22.3040	STS_Install: Tunnel Electrical - Pull/Terminate OCS Riser Cable - PS-10 To PFCB NB18 - CTS Sout	1	28-Dec-20	28-Dec-20	-474			STS_Install: Tunnel Elec
STS.34.42.1700	STS_Install: Train Control - Train Control Cable Loop System SB Union Square to Chinatown	14	09-Dec-20	28-Dec-20	-453			STS_Install: Train Contro
STS.20.71.515	STS_Prep\Submit: Sub-Systems Maintainability Demonstration - PCC SCADA Equipment	40	21-Nov-20	30-Dec-20	180			STS_Prep\Submit:
STS.20.71.525	STS_Prep\Submit: Sub-Systems Maintainability Demonstration - Surface Signalling Systems	40	21-Nov-20	30-Dec-20	-632			STS_Prep\Submit:
STS.20.71.535	STS_Prep\Submit: Sub-Systems Maintainability Demonstration -Facility SCADA Systems (FSS)	40	21-Nov-20	30-Dec-20	-632			STS_Prep\Submit:
STS.20.71.575	STS_Prep\Submit: Sub-Systems Maintainability Demonstration - Radio System	40	21-Nov-20	30-Dec-20	-632			STS_Prep\Submit: S
STS.34.42.1330	STS_Install: Train Control - Train Control Cable Loop System SB Chinatown to North Limits	2	29-Dec-20	30-Dec-20	-453			STS_Install: Train Cont
STS.34.22.3050	STS_Install: Tunnel Electrical - Pull/Terminate OCS Riser Cable - PFCB NB18 To NB12 - CTS To U	3	29-Dec-20	31-Dec-20	-474			STS_Install: Tunnel El
STS.34.22.3060	STS_Install: Tunnel Electrical - Pull/Terminate OCS Riser Cable - PFCB NB12 To PS-01 - UMS Nort	1	01-Jan-21	01-Jan-21	-474			STS_Install: Tunnel E
STS.10.14.3520	STS_Install: Platform Signage - 4th/Brannan Station	10	21-Dec-20	01-Jan-21	-432			STS_Install: Platform
STS.27.32.1780	STS_Install: Tunnel Electrical - Radiax Cable SB Union Square to Chinatown	7	25-Dec-20	04-Jan-21	-418			STS_Install: Tunnel
STS.34.22.2840	STS_Install: Tunnel Electrical - Pull/Terminate Traction Power Cable - PFCB NB19 To PS-06 - China	2	04-Jan-21	05-Jan-21	-474			STS_Install: Tunne
STS.34.22.3030	STS_Install: Tunnel Electrical - Pull/Terminate OCS Riser Cable - PFCB NB19 To PS-06 - Chinatowr	1	06-Jan-21	06-Jan-21	-474			STS_Install: Tunne
STS.01.64.100	STS_Install:Owner Next Bus Signs @ 4th/Brannon Station	5	04-Jan-21	08-Jan-21	-432			STS_Install:Owne
STS.27.32.1810	STS_Install: Tunnel Electrical - Radiax Cable SB Chinatown to North Limits	5	05-Jan-21	11-Jan-21	-418			STS_Install: T
STS.34.42.0390	STS_Install: Train Control - Train Control Cable Loop System NB Portal To Moscone	4	13-May-19 A	12-Jan-21	-474			STS_Install: T
STS.27.32.1740	STS_Install: Tunnel Electrical - Radiax Cable NB Chinatown to North Limits	5	11-Jan-21	15-Jan-21	-422			STS_Install:
STS.34.42.0770	STS_Install: Train Control - Train Control Cable Loop System NB Moscone to Union Square	13	07-Jan-21	25-Jan-21	-474			STS
STS.34.42.2520	STS_Install: Train Control - ATSC Wire Pulls & Terminations - Chinatown Station Control Room	15	05-Jan-21	25-Jan-21	-471			STS
STS.34.42.1150	STS_Install: Train Control - Train Control Cable Loop System NB Union Square to Chinatown	14	07-Jan-21	26-Jan-21	-474			STS
STS.34.42.1520	STS_Install: Train Control - Train Control Cable Loop System NB Chinatown to North Limits	2	27-Jan-21	28-Jan-21	-474			ST
<b>Electrical - Transportation</b>		10	28-Sep-20	09-Oct-20	-364			
<b>No 13-Disp</b>		1815	13-Jan-14 A	30-Mar-21	64			
<b>Unallocated Contingency</b>		378	28-Sep-20	30-Mar-22	-461			



## *Appendix C*

### **PROJECT SCOPE AND FUNDING OVERVIEW**

## Project Overview

The Central Subway Project will construct a modern, efficient light-rail line that will improve public transit in San Francisco. This new 1.7-mile extension of Muni's T Third Line will provide direct connections to major retail, sporting and cultural venues while efficiently transporting people to jobs, educational opportunities and other amenities throughout the city.

The Central Subway Project is Phase 2 of the San Francisco Municipal Transportation Agency's (SFMTA) Third Street Light Rail Transit Project. Phase 1 of the project constructed a 5.1-mile light-rail line along the densely populated 3rd Street corridor. It began revenue service in April 2007, restoring light-rail service to a high transit-ridership area of San Francisco for the first time in 50 years.

The Central Subway Project will extend the T Third Line from the 4th Street Caltrain Station to Chinatown, providing a direct, rapid transit link from the Bayshore and Mission Bay areas to SoMa, Union Square and downtown.

Four new stations will be built along the 1.7-mile project alignment—an above-ground station at 4<sup>th</sup> and Brannan streets and three underground stations at Moscone Center, Union Square and Chinatown.

The Central Subway will run through the burgeoning technology and digital-media hub in SoMa, where dozens of companies have taken up residence along the 4th Street corridor. Increased



## Project Overview - continued

transit options will attract new employers – the Central Subway makes travel more convenient throughout the corridor and improves connections to downtown, local and regional rail and the Muni bus system.

The Central Subway Project will contribute to San Francisco’s economic competitiveness and help secure the city’s status of a regional, national and global hub. It will provide a pollution-free transit option that will reduce the environmental impact of transportation in the city, save natural resources, reduce traffic congestion and improve public transit for thousands of San Franciscans.

## Funding Overview

The Central Subway Project is funded by the federal government, the State of California, the Metropolitan Transportation Commission, the San Francisco County Transportation Authority (SFCTA) and the City and County of San Francisco.

The majority of funding for the Central Subway Project is expected to be provided by the Federal Transit Administration’s (FTA) New Starts program, with a total commitment over the life of the project of \$942.2 million. To date, \$41 million in Department of Transportation Congestion Mitigation and Air Quality Improvement Program funds have been committed and expended.

With the addition in the December 2013 MPR of work to relocate the retrieval site for two tunnel boring machines (TBMs), the SFMTA’s baseline budget for the Central Subway Project is \$1.588 billion. In total, about half of the Third Street Light Rail Transit Project’s funding is from federal sources, with the remaining half from state and local sources. This is in line with the expectations of the FTA for New Starts-financed programs.

The table below summarizes the local, state and federal fund sources for both phases of the T Third Line including with the addition of the retrieval shaft to the Phase 2 totals.

	T Third (Phase 1)	Central Subway (Phase 2 + Retrieval Shaft Relocation)	Total (Phase 1 + Phase 2 + Retrieval Shaft Relocation)	Percentage of Total
Federal	\$123.380	\$983.225	\$1,106.605	49.5%
State	\$160.700	\$471.100	\$631.800	28.2%
Local	\$364.380	\$133.675	\$498.055	22.3%
<b>Total</b>	<b>\$648.460</b>	<b>\$1,588.000</b>	<b>\$2,236.460</b>	<b>100.0%</b>

*All amounts in millions of dollars*

The six charts that follow summarize use of fund sources by phase and with the addition of the retrieval shaft relocation additional budget and funding:

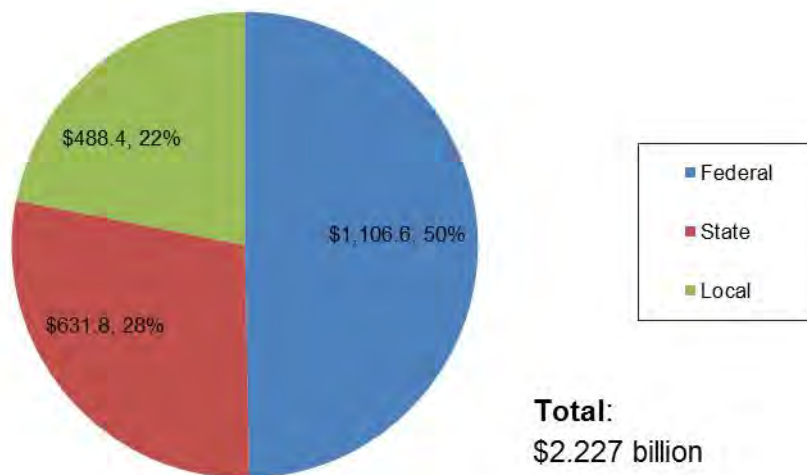
- Phase 1 + Phase 2 of the T Third Line federal, state and local funding percentages previous to the addition of the retrieval shaft relocation budget and funding in December 2013.

## Funding Overview - continued

- Phase 2 Central Subway Project only total funding source percentages previous to the addition of the retrieval shaft relocation budget and funding.
- Phase 2 Central Subway Project only detail of the six State and Local funding sources previous to the addition of the retrieval shaft relocation.
- The next three charts that follow are the above three data sets above with the retrieval shaft relocation budget and funding added to the overall presentation.

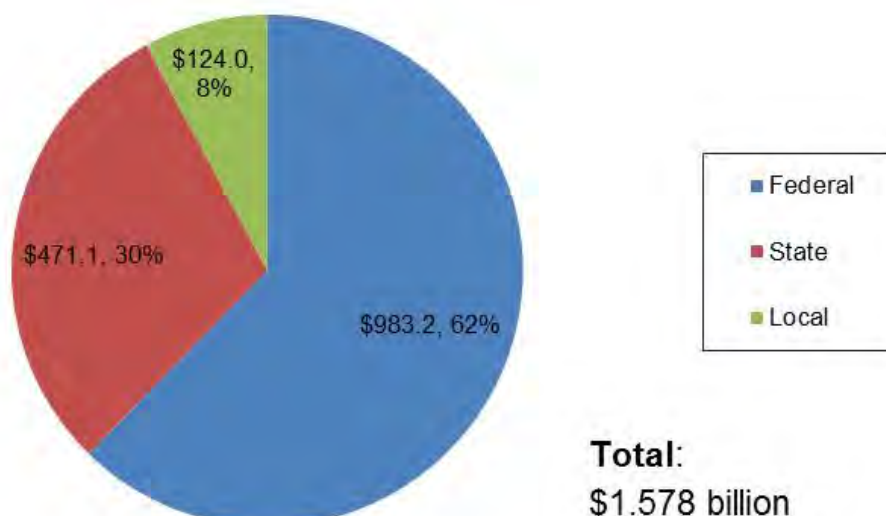
### Third Street Light Rail Transit Project Funding

Phase 1 + Phase 2  
(\$ in millions)



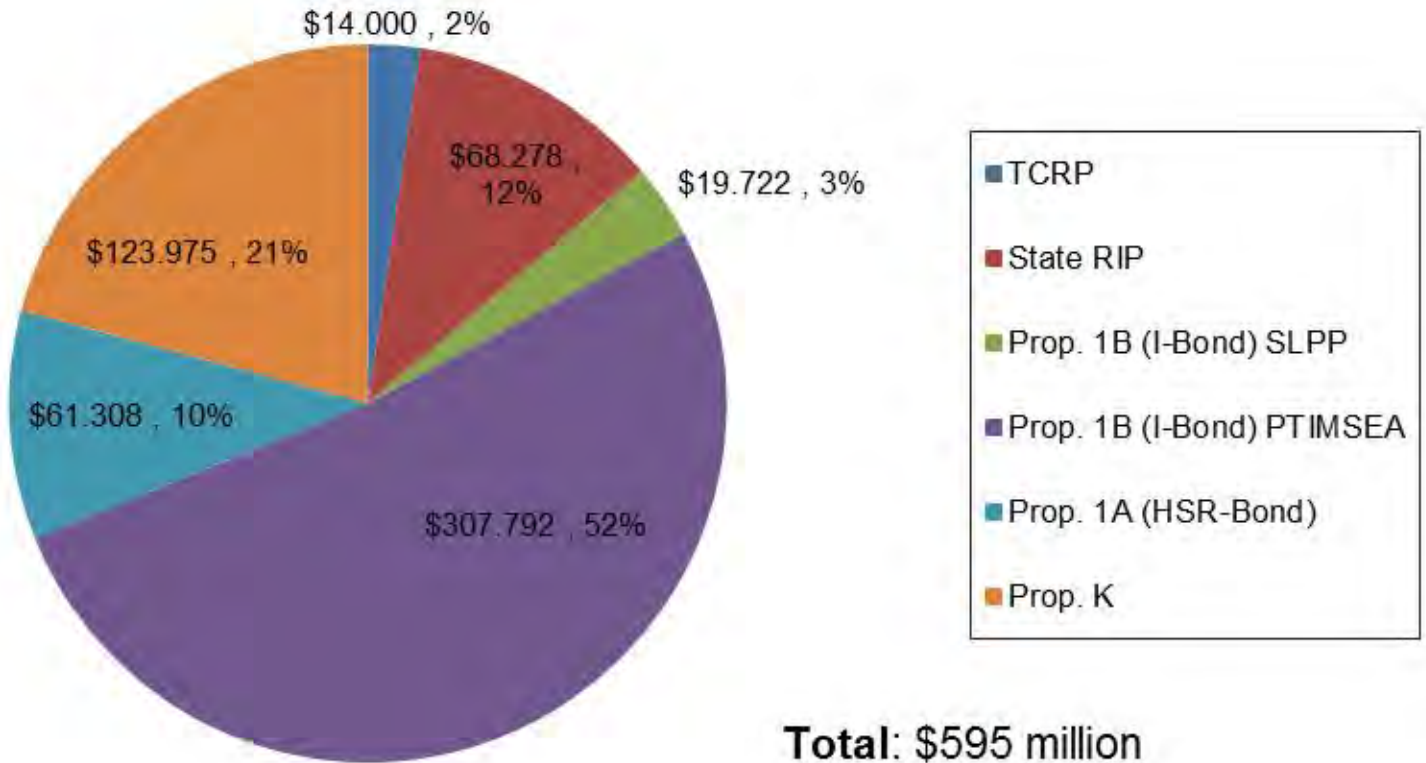
### Central Subway Project Funding

Phase 2  
(\$ in millions)



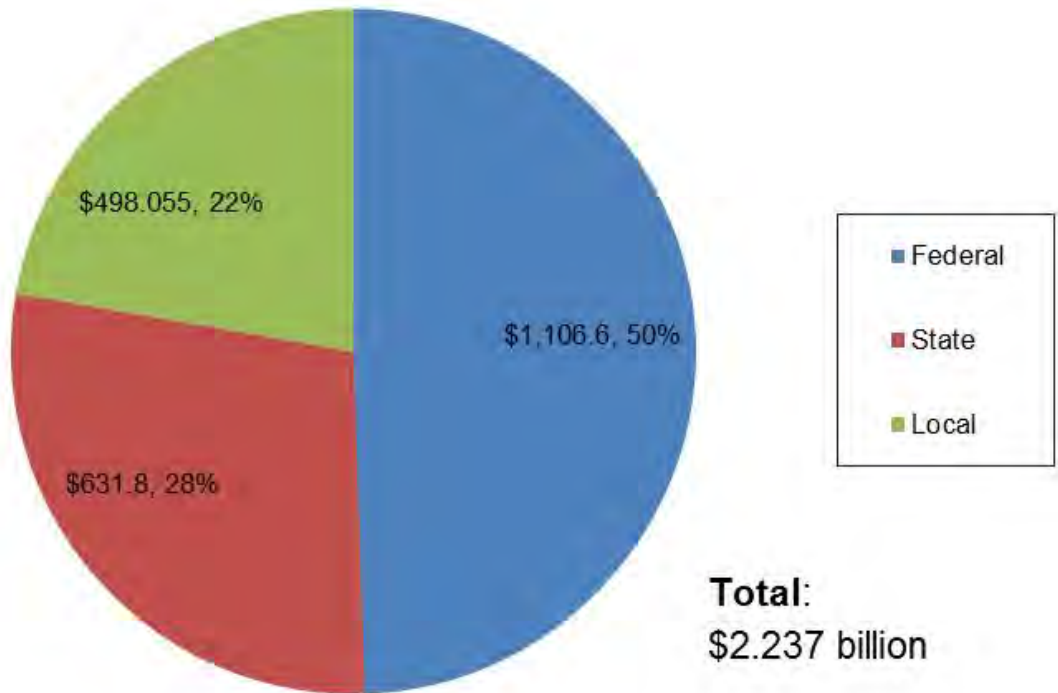
# State and Local Funding

Phase 2  
(\$ in millions)



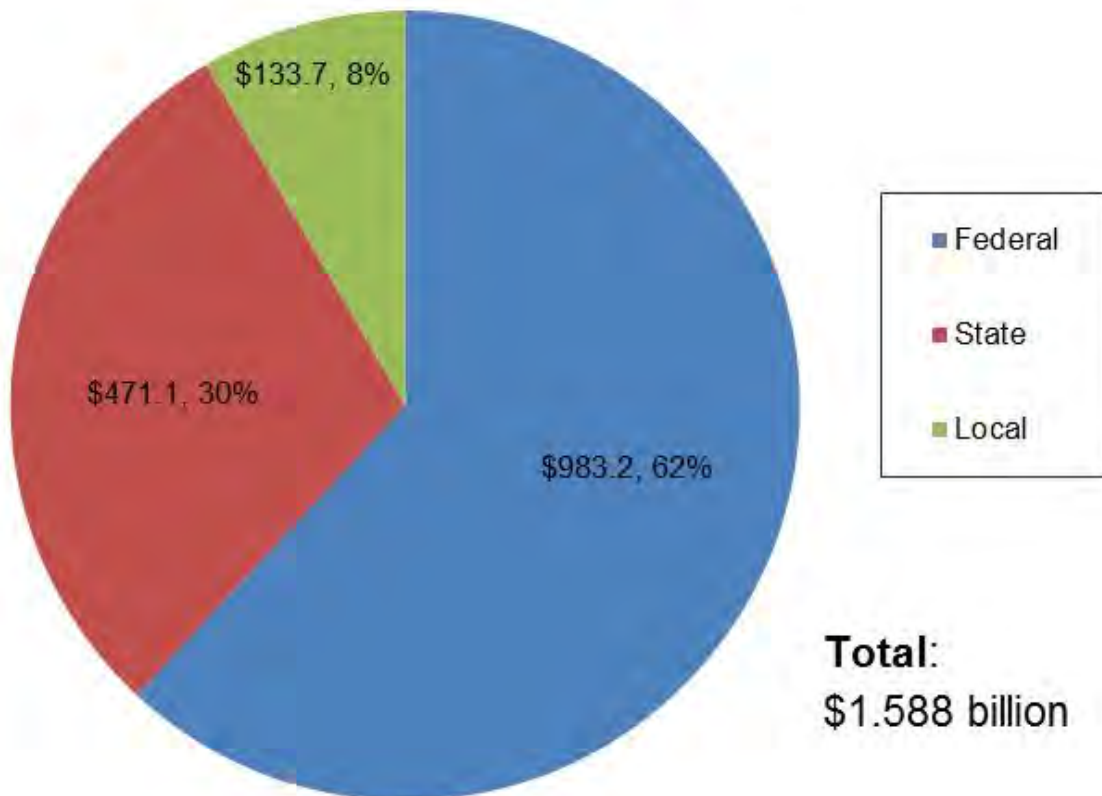
## Third Street Light Rail Transit Project Funding

Phase 1 + Phase 2 + Retrieval Shaft Relocation  
(\$ in millions)

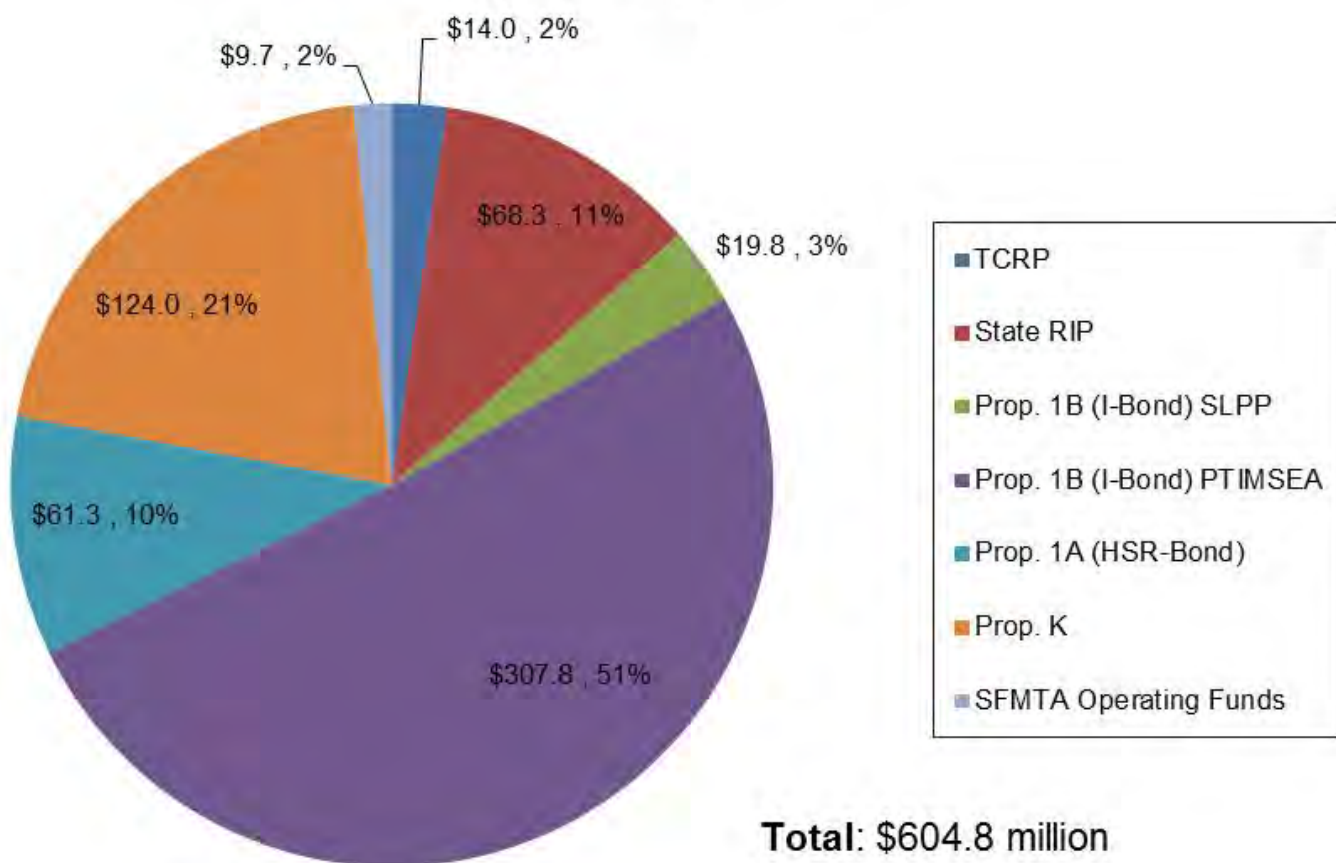


## Central Subway Project Funding

Phase 2 + Retrieval Shaft Relocation  
(\$ in millions)



## State and Local Funding Phase 2 + Retrieval Shaft Relocation (\$ in millions)



*Appendix D*

**COMPLETED CONTRACTS**



# Moscone Station and Portal Utility Relocation

**Contract 1250**

Contractor: Synergy Project Management, Inc.

## Budget/Expenditures

Category	Amount
Original Budget	\$11,227,316
Expenditures Final	\$11,968,150
Utility Reimbursements	(\$2,275,419)
Final Program Cost	\$9,692,731
<b>Budget Impact (Underrun)</b>	<b>(\$1,534,585)</b>

## Contract Details

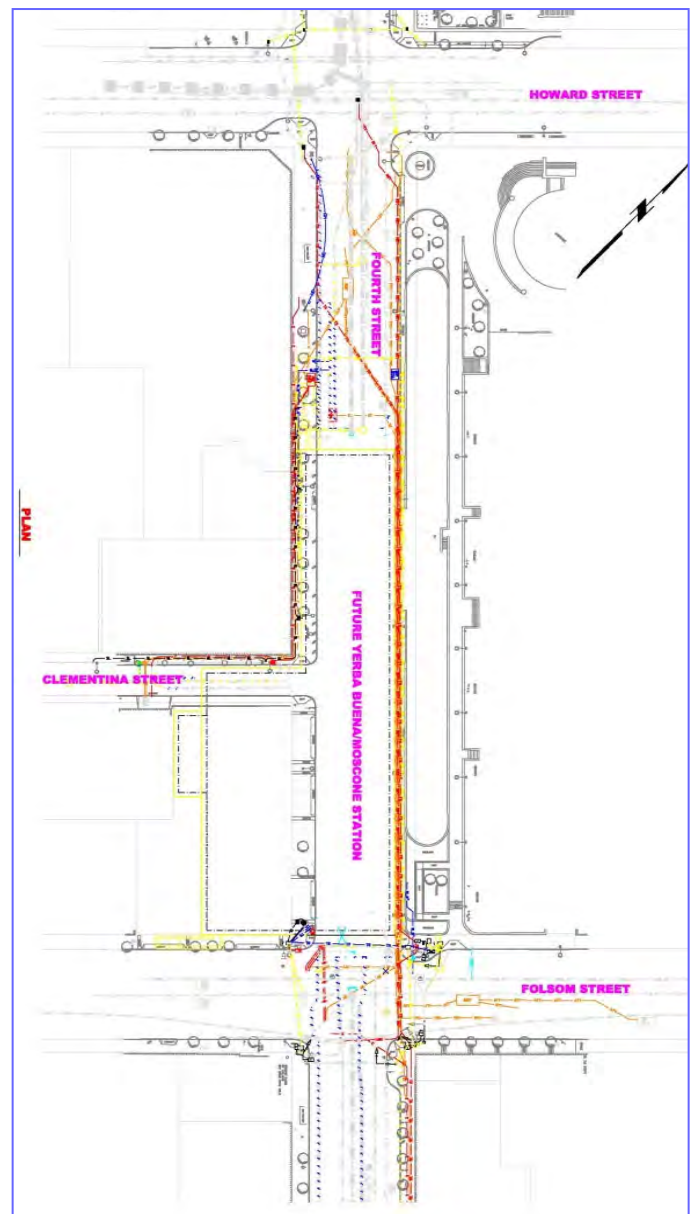
<b>Contract Awarded:</b>	November 17, 2009
<b>Notice to Proceed:</b>	January 4, 2010
<b>Substantial Completion:</b>	June 23, 2011
<b>Contract Award Value:</b>	\$ 9,273,939
<b>Modifications Final :</b>	\$ 2,694,211
<b>Final Contract Value:</b>	\$11,968,150

## Status

- Work complete
- Project closeout administration and documentation
- Final Completion Date: June 23, 2011

## Description

This project relocates utilities within the footprint of the proposed Yerba Buena/Moscone Station and the 4th Street Portal where the tunnel boring machines will descend underground. Also included is installation of building protections and monitoring of buildings adjacent to utility trenches.



# Union Square/Market Street Station Utility Relocation

**Contract 1251**

Contractor: Synergy Project Management, Inc.

Budget/Expenditures	
Category	Amount
Original Budget	\$22,199,847
Expenditures Final	\$20,669,081
Utility Reimbursements	(7,413,510)
Final Program Costs	\$13,176,169
<b>Budget Impact (Underrun)</b>	<b>(9,023,678)</b>


Contract Details	
Contract Awarded:	December 7, 2010
Notice to Proceed:	January 12, 2011
Substantial Completion:	August 16, 2012
Contract Award Value:	\$16,832,550
Modifications Final:	\$3,836,531
Final Contract Value:	\$20,669,081

## Status

- Final completion on October 15, 2012
- Completed punch list work
- Project Final Acceptance on November 15, 2013
- Completed final construction contract administrative closeout in June 2017

## Description

This project relocates utilities for the Union Square/Market Street Station and temporarily reroutes existing trolley coach lines around the construction.



# Central Subway Pagoda Palace Demolition

Contract 1277 Contractor: MH Construction

## Work Description

Demolish and clear the former Pagoda Theater for use the site to recover the tunnel boring machines when tunnels are completed in 2015. Locate and supply contractor facilities and installations. Obtain permits and approvals and coordinate work with City agencies and utility companies. Furnish and install signs and distribute notices to the local community prior to commencing with construction, cleanup and remove of debris from the site.

- Contract funded by SFMTA Operating funds
- Work was substantially completed September 24, 2013
- Completed administrative closeout in June 2016

Budget/Expenditures	
Category	Amount
Current Budget	\$648,976
Expenditures to Date	\$648,976

Contract Details	
<b>Contract Awarded:</b>	June 12, 2013
<b>Notice to Proceed:</b>	July 15, 2013
<b>Substantial Completion:</b>	Sept. 24, 2013
<b>Contract Award Value:</b>	\$498,995
<b>Modifications to Date:</b>	\$149,981
<b>Current Contract Value:</b>	\$648,976



# Central Subway Tunneling

Contract 1252 Contractor: Barnard Impregilo Healy Joint Venture

## Description of Work

1.5-mile twin bore tunnels from Hwy I-80 to North Beach using two tunnel boring machines (TBMs). Contractor procurement and installation of the TBMs; construction of the TBM launch box and retrieval shaft excavation support; Yerba Buena/Moscone Station and Union Square/Market Street Station end walls; tunnel excavation and installation of precast segmental lining, the 4th Street portal transition to the surface and cross passages. Throughout, settlement monitoring and protection of existing utilities, buildings and BART tunnels.

## Status

- Final Completion Date: May 15, 2015
- Completed administrative closeout in November 2018

Budget/Expenditures	
Category	Amount
Current Budget	\$239,973,354
Other Project Budget	\$5,150,000
Other Offset Credits	\$1,312,101
<b>Expenditures Final</b>	<b>\$233,511,253</b>

Contract Details	
<b>Contract Awarded:</b>	<b>June 28, 2011</b>
<b>Notice to Proceed 1:</b>	<b>January 27, 2012</b>
<b>Notice to Proceed 2:</b>	<b>March 14, 2012</b>
<b>Partial NTP 3:</b>	<b>April 12, 2012</b>
<b>Notice to Proceed 3:</b>	<b>October 15, 2012</b>
<b>Substantial Completion:</b>	<b>April 15, 2015</b>
<b>Contract Award Value:</b>	<b>\$233,584,015</b>
<b>Modifications to Date:</b>	<b>\$6,389,339</b>
<b>Final Contract Value:</b>	<b>\$239,973,354</b>



## *Appendix E*

### **SBE PARTICIPATION**

Quarterly Report

Current Report: March 2020 to June 2020

**PROGRAM SUPPORT CONTRACTS – SBE PARTICIPATION**

Appendix E presents the Central Subway Program Small Business Enterprise or SBE goals and the actual SBE participation achieved to date – as of June 30, 2020.<sup>1</sup>

**CS Program SBE Summary Table for Professional Services and Construction Contracts**

The summary compares the dollar value of the Base Contracts, the SBE Contract Goals, the percent and dollar value expended to date and the SBE actual participation to date.

**Appendix E - Monthly Progress Report - Reported Quarterly in 2020**

**CS Program SBE Summary Table for Professional Services and Construction Contracts**

Contract No.	Contractor	Services/Segment	A	B	C	D	E	F	G	
			Contract Amount	SFMTA SBE Contract Goal	Contract Expenditure to Date (Est)	SBE Actual to Date	SBE Contract \$s = A * B	SBE Amount to Date = C * D	Contractor's SBE Goal (in Bid)	
<b>A Project Professional Services Contracts</b>			millions		millions		millions	millions		
1	149	CS Partnership	Project Management	\$97.72	30%	\$94.39	32.1%	\$29.31	\$30.28	31.4%
2	156	Hill International	Project Controls Task 1	\$17.11	26%	\$10.12	29.3%	\$4.45	\$2.96	26.0%
3	155-1	PB Telemon	Tunnels Design	\$7.94	30%	\$7.90	30.2%	\$2.38	\$2.39	31.6%
4	155-2	CS Design Group	Stations Design	\$54.78	30%	\$47.78	30.0%	\$16.43	\$14.33	36.4%
5	155-3	HNTB, Inc.- B&C	Systems, Track & Surface Station Design	\$17.74	30%	\$17.74	25.7%	\$5.32	\$4.56	30.0%
<b>Subtotal Professional Services</b>				<b>\$195.29</b>		<b>\$177.93</b>		<b>\$57.90</b>	<b>\$54.53</b>	
<b>B Project Construction Contracts</b>			millions		millions		millions	millions		
1	1250	Synergy Inc	Utility Relocation 1	\$11.97	20%	\$11.97	97.2%	\$2.39	\$11.63	96.4%
2	1251	Synergy Inc	Utility Relocation 2	\$20.70	20%	\$20.70	87.4%	\$4.14	\$18.10	94.9%
3	1252	BIH	Tunnels and Portal - in Construction	\$239.97	6%	\$239.97	5.8%	\$14.40	\$13.88	6.1%
4	1277	MH Construction	Pagoda Demolition	\$0.65	100%	\$0.65	100.0%	\$0.65	\$0.65	100.0%
5	1300	Tutor-Perini	Stations/Track/Systems - in Construction	\$905.89	20%	\$865.40	20.1%	\$181.18	\$173.65	25.5%
<b>Subtotal Construction Contracts</b>				<b>\$1,179.18</b>		<b>\$1,138.69</b>		<b>\$202.76</b>	<b>\$217.90</b>	
Contract	Contractor	Services/Segment	Base Contract	SFMTA Goal	Expenditures	SBE Actual	= A * B	= C * D	Bid Goal	
			A	B	C	D	E	F	G	

**SBE Summary Table Notes and Sources:**

- a) Column A is the base contract amount awarded. Column B is the Agency SBE goal percent for each contract awarded.

The SFMTA SBE Contract Goals are also on the Central Subway web site under the listing of on-going contracts – see **“Closed and Awarded Contracts”** at this link: <http://centralsubwaysf.com/content/closed-and-awarded-contracts>

- b) Column C shows each contract's current amount expended to date (estimated) including accruals. Column D is the actual SBE percent level of each contract based on payments to date. Column E is the expected SBE dollar amount when the contract amount is completed and the SFMTA SBE goal achieved using this calculation: Columns A \* B = Column E, the SBE Expected

<sup>1</sup> An SBE is a for-profit, small business concern with a three (3) year average gross revenue not exceeding \$14 million or \$12 million, depending on the scope of work to be performed, that is certified under any of the following programs: the State of California's Small Business Program with the Department of General Services ("State Program"), the City and County of San Francisco's LBE Program ("City Program"), or the California Unified Certification Program ("Federal DBE program").

\$ Amount.

Column F is the actual SBE dollar amount out of the total contract expenditure to date:

Columns C \* D = Column F, the SBE Expended \$ Amount.

The source of the SBE Actual percent to date and dollar amounts are Progress Payment Applications and Contractor's monthly submittals that may include the current estimated accruals.

The BIH SBE percent is from the contractor's progress payment #40, Form 6.

- c) Column G, the Contractor's SBE Goal in the submitted bid, is background information that is not calculated in the table. The table source of the Contractor's SBE Goals is from the SFMTA Contract Compliance Office. A Contractor's SBE goal in the bid is one source used by SFMTA Contract Compliance to assess and propose the Agency's SBE goal for a contract.
- d) The three constructions contracts shown in **bold type, 1250, 1251 and 1277**, with gray background, are completed contracts. Little to no changes will be shown in future reports.
- e) The SBE Hill International Actual to Date SBE participation is 29.3% for the overall SFMTA contract. The Hill International data is for the Central Subway Task 1 portion of the Hill International contract to provide SFMTA Project Controls services and systems.
- f) The SBE SFMTA goal for Contract 1300 Tutor-Perini is 20% SBE with a provision of 50% for trucking.  

The 1300 Tutor-Perini SBE percent Actual is based on the SBE data provided in Progress Payment #79 June 2020, SFMTA SBE FORM No. 6.
- g) The SBE SFMTA goal for Contract 1277 MH Construction was based on an SBE set-aside.

### **SBE Participation Details**

The two tables that follow present the Central Subway's professional services and construction contract amounts, expenditures and SBE levels with additional details.

## Active Professional Services Contracts - SBE Participation Details

As of: 6/30/2020

Contract:	<b>Project Management and Construction management</b>	
Contract No.	<b>CS-149 Central Subway Partnership*</b>	
Status:	On-going	
	Base Contract Value	\$97,715,988
	Approved Change Orders	-0-
	Current Contract Value	\$97,715,988
	Expended to Date (est.)	94,389,263
	% Expended	96.6%
	SBE SFMTA Goal	30.0%
	SBE Participation	32.1%

Contract:	<b>Project Controls Cost and Schedule Support</b>	
Contract No.	<b>CS 156 Hill International Task 1*</b>	
Status:	On-going	
	Base Contract Value	\$17,112,873
	Approved Change Orders	-0-
	Current Contract Value	\$17,112,873
	Expended to Date (est.)	\$10,115,598
	% Expended	59.1%
	SBE SFMTA Goal	26.0%
	SBE Participation	29.3%

Contract:	<b>Design Package 1 for CNs 1250, 1251 and 1252 Tunnels</b>	
Contract No.	<b>CS-155-1 PB / Telemon*</b>	
Status:	Design is completed. Construction support ongoing	
	Base Contract Value	\$5,795,000
	Approved Change Orders (7)	\$2,145,159
	Current Contract Value	\$7,940,159
	Expended to Date (est.)	\$7,904,713
	% Expended	99.6%
	SBE SFMTA Goal	30.0%
	SBE Participation	30.2%

Contract:	<b>Design Package 2 for 1253 UMS, 1254 CTS, 1255 YBM Stations.</b>	
Contract No.	<b>CS-155-2 Central Subway Design Group*</b>	
Status:	Design is completed. Construction support ongoing	
	Base Contract Value	\$39,949,948
	Approved Change Orders (6)	\$14,829,744
	Current Contract Value	\$54,779,692
	Expended to Date (est.)	\$47,782,352
	% Expended	87.2%
	SBE SFMTA Goal	30.0%
	SBE Participation	30.0%

Contract:	<b>DP 3 Systems, Track work, Surface station.</b>	
Contract No.	<b>CS-155-3 HNTB-B&amp;C*</b>	
Status:	Design is completed. Construction support ongoing	
	Base Contract Value	17,549,417.00
	Approved Change Orders (9)	\$368,002
	Current Contract Value	\$17,917,419
	Expended to Date (est.)	17,740,907
	% Expended	99.0%
	SBE SFMTA Goal	30.0%
	SBE Participation	25.7%

\* denotes accrual



### Active and Completed Construction Contracts - SBE Participation Details

<i>Data as of:</i>		6/30/2020
Contract:	<b>Synergy Inc Utility Relocation 1 YBM &amp; Launch Box</b>	
Contract No.	<b>1250</b>	
Status:	<b>Contract is completed and closed out</b>	
	Base Contract Value	\$9,273,939
	Approved Change Orders	\$2,694,211
	Final Contract Value	\$11,968,150
	% Expended	100%
	SBE SFMTA Goal	20%
	SBE Participation To Date	97.2%
Contract:	<b>Synergy Inc Utility Relocation 2 UMS</b>	
Contract No.	<b>1251</b>	
Status:	<b>Contract is completed and closed out</b>	
	Base Contract Value	\$16,832,550
	Approved Change Orders	3,836,531
	Final Contract Value	\$20,699,081
	% Expended	100%
	SBE SFMTA Goal	20.0%
	SBE Participation To Date	87.4%
Contract:	<b>Pagoda Palace Demolition / MH Construction</b>	
Contract No.	<b>1277</b>	
Status:	<b>Contract is completed and closed out</b>	
	Base Contract Value	\$498,995
	Approved Change Orders	\$149,981
	Final Contract Value	\$648,976
	% Expended	100%
	SBE SFMTA Goal	100%
	SBE Participation To Date	100%
Contract:	<b>Tunnels Barnard/Impregilo/Haley</b>	
Contract No.	<b>1252</b>	
Status:	<b>Contract is completed and closed out</b>	
	Base Contract Value	\$233,584,015
	Approved Change Orders	\$6,389,339
	Current Contract Value	\$239,973,354
	Expended to Date (est.)	\$239,973,354
	% Expended	100%
	SBE SFMTA Goal	6.0%
	SBE Participation To Date	5.8%
Contract:	<b>Stations and Systems / Tutor Perini</b>	
Contract No.	<b>1300</b>	
Status:	On-going	
	Base Contract Value	\$839,676,400
	Approved Change Orders	\$66,216,706
	Current Contract Value	\$905,893,106
	Expended to Date (est.)	\$865,398,938
	% Expended	95.5%
	SBE SFMTA Goal	20.0%
	SBE Participation To Date	20.1%

*Photos on the next page:*

(top to bottom) August 2020:  
 At Chinatown Station, installing escalator cabs at train platform level.  
 Installation of crystallized glass at north escalator opening for Union Square Market Street Station. At Yerba Buena/Moscone Station, next train sign boards are displayed at platform level. Blast door at cross passage 5 at Surface, Track, and Systems station.

# central subway

Central Subway Project Office  
530 Bush Street, Suite 400  
San Francisco, CA 94108  
Email: [central.subway@sfmta.com](mailto:central.subway@sfmta.com)



[www.centralsubwaysf.com](http://www.centralsubwaysf.com)



[www.twitter.com/central\\_subway](https://www.twitter.com/central_subway)



[www.facebook.com/centralsubway](https://www.facebook.com/centralsubway)



[www.centralsubwayblog.com](http://www.centralsubwayblog.com)




[www.youtube.com/municentralsubwaysf](https://www.youtube.com/municentralsubwaysf)



[www.flickr.com/municentralsubway](https://www.flickr.com/municentralsubway)

This document is published by the SFMTA and the City and County of San Francisco as a service to individuals and agencies interested in the Central Subway Project. Funding for the Central Subway is made possible through funds provided by the Federal Transit Administration, the State of California, the Metropolitan Transportation Commission and the San Francisco County Transportation Authority.



08/28/2020 08:48