


# Looking back on another year of biking in San Francisco!

Biking in San Francisco continues to grow. The SFMTA uses a variety of bicycle infrastructure and data metrics as indicators of a healthy and growing bicycle network. In 2019, the Agency continued to focus on prioritizing development of a robust data management system, improving high-quality bikeway infrastructure, and expanding access to bikeshare services across the city. This year's data, as in past years, is pulled from the SFMTA's automated bike counters, annual manual count data, operator-provided bikeshare data, and the US Census.

## 1 STREETS MADE FOR BIKING

9 miles of new bikeways were added to the citywide network and 57 intersections were upgraded or added to the citywide bike network.



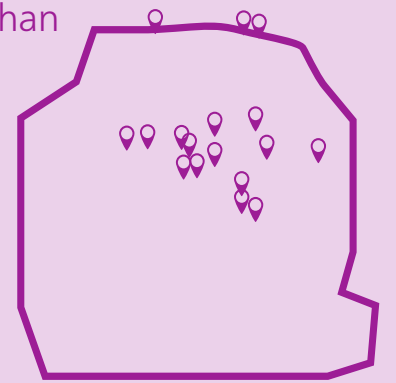
## 2 PIECE OF THE PIE

Approximately 22,000, or 4.2% of commute trips by city residents, were bike trips in 2018.




## 3 AUTOMATED COUNTS

In 2019 our 39 automated counters clocked over 10.8 million bikes - 3.1% more bikes than 2018.



## 4 MANUAL BIKE COUNTS

In 2019, about 52,000 cyclists were observed at 37 locations during AM and PM peak periods, a 14% increase from 2018.



## 5 LEARNING TO SHARE

Over 1.8 million trips were made on bikeshare in 2019, with the fleet expanding to 3,000 bikes by the end of the year.




## 6 BIKE PARKING

670 bike racks were installed in 2019.



## 7 MEGA MONTH

August was the busiest month with 1,146,365 bikes counted at 39 counters— 27% greater than the 2019 monthly average.



## 8 MOST POPULAR BI-DIRECTIONAL COUNTER

Marina Bike Path kept its spot as the most popular bi-directional counter in 2019 with over 1 million cyclists counted at Baker.



## 9 MOST POPULAR SINGLE-DIRECTION COUNTER

Market St Eastbound Totem between 9th and 10th is the most popular single direction counter. Over 680,000 cyclists counted passed it in 2019.



Please note the following:

- Automated counter network is pulled from a set of 39 locations that were consistently reporting in 2019.
- The automated counter network is best at registering traditional pedal bikes.
- Manual count data is collected from 37 locations on a single day in October.
- US Census data uses 1-year estimates.