



**SFMTA**

San Francisco Municipal Transportation Agency

**Fiscal Year 2019-20**

# **Budget Status Report**

SFMTA Board of Directors  
December 3, 2019

# SFMTA – Financial Overview

**\$1.3 Billion**

Annual Operating Budget

**\$3.0 Billion**

5-Year Capital Improvement Program

720,000 Muni rides  
daily

200 million Muni  
rides each year

3.1 million hours of  
transit service  
annually

448 lane miles of  
bicycle paths, lanes  
and routes

441,950 publicly  
available parking  
spaces

1,575 taxi medallions

1,246 signalized  
intersections

281,700 street signs

~6,000 employees

## Fiscal Year 2019-20 Budget Update

# FY 2018-19 Year End Results, \$M (Revenue)

Revenue Category	FY 18-19 Rev. Op. Budget	FY 18-19 Actual*	Surplus/ Shortfall
Transit Fares	\$203.9	\$197.1	(\$6.8)
Operating Grants	\$161.9	\$182.0	\$20.1
Parking Fees, Citations & Tax in-lieu	\$357.2	\$352.2	(\$5.0)
Taxi Services	\$2.4	\$1.4	(\$1.0)
Advertising	\$23.5	\$25.4	\$1.8
Rental	\$2.6	\$3.6	\$1.0
Interest	\$4.4	\$15.0	\$10.6
City Baseline and Other Support	\$408.7	\$408.7	\$0.0
Transfers from Non-Operating Funds	\$18.1	\$18.1	\$0.0
Miscellaneous	\$8.0	\$7.9	(\$0.1)
Use of (Addition to) Fund Balance	\$68.4	\$25.2	
<b>Total</b>	<b>\$1,259.3</b>	<b>\$1,236.7</b>	<b>\$20.6</b>

\*Includes budget carryforward to the FY 2019-20 operating budget

## Fiscal Year 2019-20 Budget Update

# FY 2018-19 Year End Results, \$M (Expense)

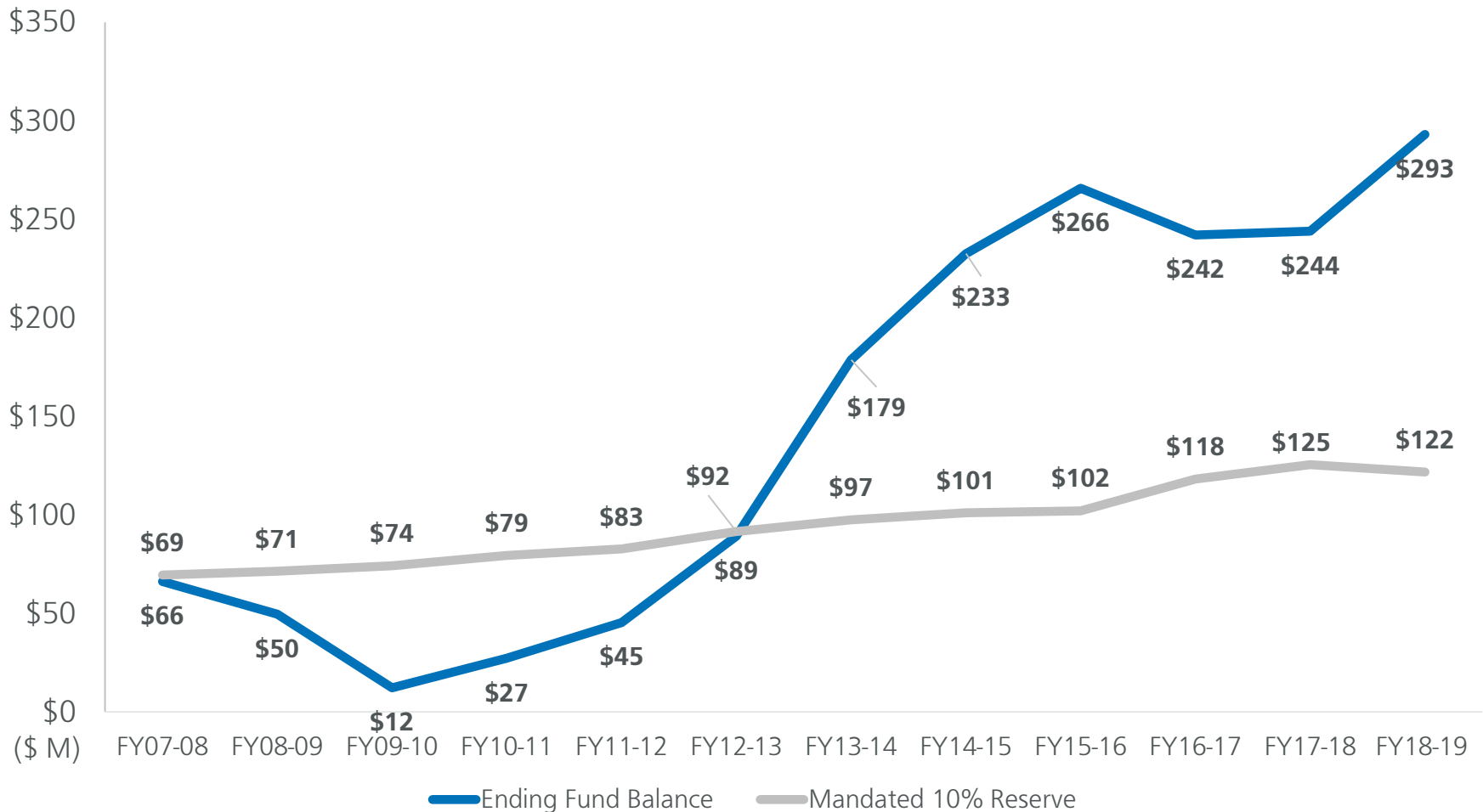
Expenditure Category	FY 18-19 Op. Budget	FY 18-19 Expenditures*	Savings/ Overage
Salaries & Benefits	\$712.3	\$696.9	\$15.4
Contracts & Other Services	\$185.4	\$179.8	\$5.6
Materials & Supplies	\$84.5	\$83.5	\$1.0
Equipment & Maintenance	\$29.1	\$31.6	(\$2.5)
Rent & Building	\$13.5	\$10.0	\$3.5
Judgments, Claims, Workers Comp & Insurance	\$36.6	\$37.9	(\$1.2)
Taxes, Licenses & Permits	\$29.6	\$35.3	(\$5.7)
Services of Other Departments	\$93.0	\$86.4	\$6.6
Transfers to Capital/Multi-year Projects	\$75.2	\$75.2	\$0.0
<b>Total</b>	<b>\$1,259.3</b>	<b>\$1,236.7</b>	<b>\$22.6</b>

\*Includes budget carryforward to the FY 2019-20 operating budget

# Budgetary Reserves: Fiscal Year-end Available Fund Balance: 10-Year View

Growth from FY 09-10 reflects economic expansion

Decline in FY 15-16 represents use of funds to balance budget



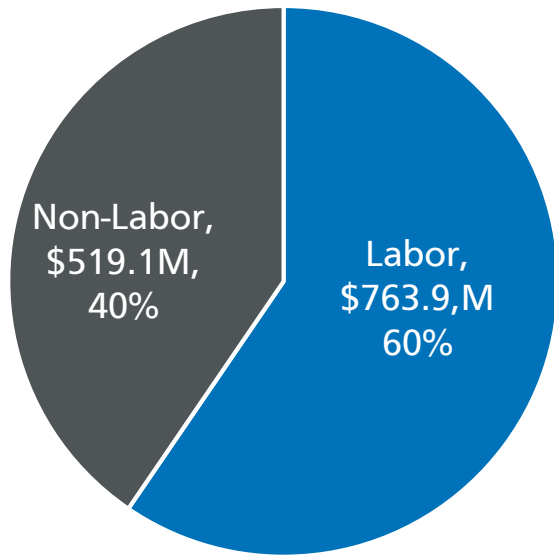
## Fiscal Year 2019-20 Budget Update

# Baseline Operating Budget for FY 2019-20, \$M

Division	FY 19-20 Op. Budget	FY 19-20 FTE
Transit	\$690.4	4,310
Sustainable Streets	\$176.1	692
Agency Wide	\$141.8	N/A
Finance and Information Technology	\$118.0	502
Capital Programs and Construction	\$70.4	209
Human Resources	\$37.6	167
Taxi and Accessible Services	\$33.9	30
Communications	\$7.3	41
System Safety	\$4.4	20
Government Affairs	\$1.4	5
Executive Director	\$0.9	2
Board of Directors	\$0.8	4
<b>Total</b>	<b>\$1,283.1</b>	<b>5,981</b>

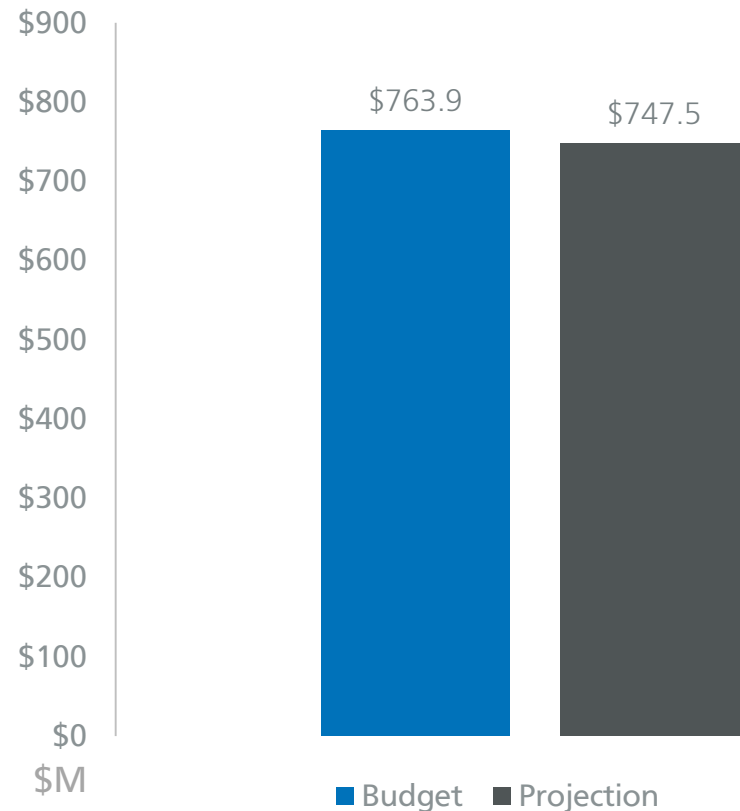
# Baseline Operating Budget for FY 2019-20, \$M

### FY19-20 Budget by Category



Expenditure Category	Projected Amount	Percentage
Labor (Salaries & Benefits)	\$763.9M	60%
Non-Labor	\$519.1M	40%

### FY19-20 Labor Budget Vs. Current Projection



## Fiscal Year 2019-20 Budget Update

# FY 2019 - 2023 Adopted Capital Improvement Program, \$M

Program	Capital Budget					5-Year CIP
	FY19	FY20	FY21	FY22	FY23	Total
Fleet	\$329.14	\$198.20	\$230.46	\$234.47	\$132.08	<b>\$1124.35</b>
Transit Optimization	\$204.24	\$222.48	\$315.57	\$65.15	\$27.97	<b>\$835.41</b>
Fixed Guideway	\$42.10	\$74.83	\$69.37	\$79.96	\$89.31	<b>\$355.57</b>
Streets	\$56.61	\$55.52	\$76.41	\$44.05	\$38.49	<b>\$271.09</b>
Facilities	\$37.11	\$45.53	\$44.74	\$43.71	\$52.73	<b>\$223.82</b>
Central Subway	\$84.77	\$0	\$0	\$0	\$0	<b>\$84.77</b>
Signals	\$11.70	\$21.10	\$08.70	\$03.57	\$06.60	<b>\$51.68</b>
Other	\$5.09	\$11.45	\$05.72	\$07.52	\$05.36	<b>\$35.15</b>
Communications/IT	\$4.40	\$0	\$0	\$0	\$0	<b>\$4.40</b>
Taxi	\$0.46	\$0.20	\$0.20	\$0.20	\$0.20	<b>\$1.26</b>
Parking	\$0.20	\$0	\$0	\$0	\$0	<b>\$0.20</b>
<b>Total</b>	<b>\$775.82</b>	<b>\$629.31</b>	\$751.18	\$478.63	\$352.75	<b>\$2,987.70</b>



## **FY 2021 & FY 2022 Budget Development Draft Calendar**

<b>Preliminary Budget Options:</b>	December 2019
<b>Board Workshop:</b>	Tuesday, January 28, 2019
<b>1<sup>st</sup> CAC Meeting:</b>	Thursday, February 6, 2020
<b>1<sup>st</sup> Board Public Hearing:</b>	Tuesday, February 18, 2020
<b>1<sup>st</sup> FAC Meeting:</b>	Wednesday, February 19, 2020
<b>2<sup>nd</sup> Board Presentation:</b>	Tuesday, March 3, 2020
<b>2<sup>nd</sup> CAC Meeting:</b>	Thursday, March 5, 2020
<b>3<sup>rd</sup> Board Presentation:</b>	Tuesday, March 17, 2020 (If needed)
<b>2<sup>nd</sup> FAC Meeting:</b>	Wednesday, March 18, 2020
<b>MTA Board Adoption:</b>	<b>April 7, 2020 (first opportunity)</b> <b>April 21, 2020 (second opportunity)</b>
<b>Submit to Mayor:</b>	<b>no later than May 1, 2020</b>