

central subway

Building out YBM

From constructing concrete forms for the station platform, to building walls and columns, YBM is beginning to take shape.



Progress Report

July 2017



SFMTA
Municipal
Transportation
Agency

This page intentionally left blank

Table of Contents


Executive Summary	5
Key Milestones	6
Costs and Schedule	7
Costs	7
Earned Value Analysis	7
Schedule Highlights.....	8
Master Project Schedule	11
Contracts & Construction	12
Contract 1300 Stations, Surface, Track and Systems.....	13
Work Package1254 Chinatown Station	14
Work Package1253 Union Square / Market Street Station	19
Work Package1255 Yerba Buena / Moscone Station	22
Work Package1256 Systems, Trackwork & Stations	25
Program Components	27
Community Outreach	27
Quality Assurance	29
Risk Management	31
Program Safety & Security	32
Technical Capacity	34
Staffing	35
Third-Party Agreements and Licenses	36
LRV Procurement.....	36
Current Construction Activity and Progress Photos	37

See Table of Content page that follows for Cover Photo captions.

Table of Contents - continued

Appendices

Appendix A: Cost Report.....	A1
Appendix B: Schedule Report.....	B1
Appendix C: Program Overview of Scope and Funding.....	C1
Appendix D: Completed Contracts	D1
Appendix E: SBE Participation by Contract (Reported Quarterly).....	E1
Central Subway Project Contact Information.....	E5



Cover photo: Looking south from the north headwall at the platform level of the Yerba Buena/Moscone Station box, crews install steel reinforcing and spray shotcrete against exterior walls, while building the initial portions of the platform structure's concrete forms. **More photos can be found starting on page 38.**

Above photos: Sections of rail are welded together using a track welding machine, to be used along the project alignment. When completely welded together, each length of rail will be 480 feet in length, and will be welded to the next section once installed. This welding machine is lowered into place using a crane arm, and allows for workers to clean up the new joint using grinders afterward.

See the Appendix E final page for CS websites hyperlinks and public outreach on line resources. The Project main web site is at: <http://www.centralsubwaysf.com/>



A section of rail is pushed north under the 4th and Brannan intersection using rollers and a trench as it is completed.

Executive Summary

Chinatown Station - Headhouse excavated to 16' below Temp Level 5.0 walers and struts. Platform Cavern South (PCS) Center Drift (top heading, bench, invert) is 65% completed. Platform Cavern North (PCN) Center Drift (top heading, bench, invert) is 3% completed. Cross Over Cavern Left and Right Side Drifts (top heading and invert) is 45% completed. Incidental street work (minor), ongoing monitoring and surveying. Completed barrel vault installation for Reach 4 of PCS.

Union Square/Market Street Station - Platform Station: Completed excavation of station box. Poured northern half of invert slabs. Poured mud mat to south half of station box. Emergency exit stairs 3 and 4: Completed pile repairs and commenced installation of waterproofing. North Concourse: Poured first sections of HVAC duct at fan level and completed fan trench invert. North Entrance: Continued concourse level steel erection and rough-in HVAC and Mechanical/Electrical/Plumbing MEP. South Concourse: Installed waterproofing for escalator ramp. Ellis Street: Commenced pavement restoration work on South side of Ellis Street.

Yerba Buena/Moscone Station - Continued to replace the force main and AWSS at 4th & Howard. Continued to investigate utility conflicts for 36" force main at Howard. Completed sheet-pile drive for Stair 4 excavation. 80% complete on electrical rough-in on Mezzanine—Station box. 60% complete on electrical rough-in Headhouse walls. Formed and poured columns at H Line 40% complete. Poured Stair 5 walls. Completed rebar installation at Elevator 3 and 4 walls. Completed rebar installation at Stair 6. Completed Metal Stair Installation: Stair 1 and Stair 4 to Platform. Pyrok plaster installation complete on Mezzanine and Concourse Level; Continued fire sprinkler piping rough-in on Concourse Level; Installed CMU wall at A Line on Concourse Level in progress; Continued to form Platform walls.

Surface, Track and Systems— Completed 12" AWSS lateral installation on 4th/Brannan intersection. Continued 8" water line installation at 4th/Brannan. Continued 36" sewer force main at 4th/Bryant and 4th/Brannan. Continued OCS pole installation. Continued track plinth construction and track installation inside tunnels. Continued pavement renovation along 4th Street.

Tunnel - Contract administrative closeout is ongoing.

Total project costs to date are \$1,094.84 million, an increase of \$13.31 million over last month. The total cost to date equals 69.37% of the total project budget of \$1.578 billion. The Master Project Schedule forecasts a Revenue Service Date of December 2019.

The Stations Contractors' Safety Reports shows no recordable accident took place this month. The rates of work site accident incidents by the man hours worked continue to be below industry standards - see tables on page 33.

Key Milestones

Building out the Yerba Buena/Moscone Station interior




1 Steel reinforcing and shotcrete are applied to build exterior walls

MILESTONE	DATE EXPECTED
General	
Revenue Service	December 2019
Contract 1300 Stations, Surface, Track, Systems	
Notice to Proceed (NTP 1)	June 17, 2013 (A)
Notice to Proceed (NTP 2)	January 12, 2014 (A)
Substantial Completion	February 28, 2018



2 A material called Pyrok is sprayed for to lower noise inside the station



3 Workers begin to construct concrete forms for the future station platform

Costs and Schedule

Costs (See Appendix A for Details)

The Current Cost Estimate (CCE) for the Central Subway Project is **\$1.578 billion** in year of expenditure dollars (\$YOE). This total project cost is shown at the top of Report 7.1, Program Project Budget. This capital cost projection incorporates allocated and unallocated contingencies to cover the risks associated with the project completion.

Total net incurred costs for the project are \$1,094.84 million, a \$13.31 million increase over last month. The cost to date figure reflects expenditures through FAMIS 786 Report (\$1,057.79 million) plus the utilities joint trench Form B Reimbursement payment (\$11.24 million), invoices currently being processed (\$23.80 million) and estimates of outstanding pay requests (\$2.04 million). This incurred amount equals 69.31% of the total project budget of \$1.578 billion.

The current funding level to date is \$1,329.79 million. This represents 84% of the total project budget.

Earned Value Analysis

In July 2017 Report, the Preliminary Earned Value Analysis reports is based on the SFMTA July Schedule Update. The Planned Value, Earned Value, Actual Cost, Percent Complete and resulting indexes as follows:

Preliminary July Earned Value

Overall Budgeted Cost:	\$1,578,300,000
Planned Value:	\$1,434,613,519
Earned Value:	\$1,114,900,424
Actual Cost:	\$1,094,840,191
Schedule Performance Index (SPI):	0.78
Cost Performance Index (CPI):	1.02
Percent Complete:	70.6%

Schedule Highlights

The Master Project Schedule (MPS) below includes progress through July 2017. The July 2017 Schedule Update submittal from Contract 1300 Contractor was not submitted due previous update corrections that needed to be completed before TPC provide the July update. The Contract 1300 schedule represented in this report is based on the SFMTA July 2017 Schedule Update.

The MPS shows a forecast Revenue Service Date of December 2019.

The controlling critical (longest) path of the MPS runs through CTS Excavation succeeded by STS Startup & Testing, Commissioning and Pre-Revenue Activities to the Baseline Finish and Revenue Service Date. See Appendix B – Longest Path. The latest schedule shows the longest path running through the Chinatown Station (CTS). Contractor is required to implement a Recovery Schedule to put the Project back on schedule.

Schedule Contingency is fully utilized on the critical path of the MPS, which is below the Minimum Schedule Contingency level of 6 months. A schedule re-evaluation will be performed, utilizing the updated Contract 1300 Schedule. Recovery options are being implemented in key areas as work proceeds. SFMTA continues to meet with Contractor to discuss all schedule concerns and comments. Excavation and Support of the Top Center Drift, Center Bench and Invert Steps of the South Platform Cavern continues. Despite expected ground conditions as described in the GBR, TPC's mining productivity has not been as planned. In an effort to recover some lost time, the Engineer of Record authorized a change of working sequence allowing TPC to perform South Drift excavation of the Crossover prior to complete the South Platform Cavern excavation. These changes allowed Contract 1300 Schedule to maintain the current forecasted Revenue Service Date of 10 December 2019 for the third month without additional delay.

Contract 1300 Contractor submitted thirty (30) Schedule Updates from December 2014 to May 2017. SFMTA rejected sixteen (16) Schedule Updates from January 2016 to April 2016 and June 2016 to June 2017 due to multiple and repetitive issues that vary from incorrect working sequence to unrealistic forecasted completion dates to artificially steering the schedule longest path through certain portions of the project. SFMTA approved as noted December 2014 through December 2015 2015, and May 2016 Schedule Updates. Contractor has been directed to develop a Recovery Schedule as required by Contract to mitigate the current forecasted project delay. The 18 month "gap" of missing Schedule Updates at the beginning of the job has interfered with efficient resolution of Contractor's assertions of Unavoidable Delay to the project-wide Substantial Completion date, which is additionally impacting the Contractors review of options for schedule recovery.

Contract 1300 - WP1253 UMS / WP1254R CTS / WP1255 YBM / WP1256 STS:

The Contractor, Tutor Perini Corporation's (TPC) baseline schedule is incorporated into the master program schedule. The preliminary SFMTA Contract 1300 July 2017 schedule is used within the July Report. The SFMTA Contract 1300 July 2017 schedule is based on the approved baseline schedule logic with adjustments made for fixing retained logic and lags. The SFMTA will continue to use the SFMTA Contract 1300 schedule update as a forecasting tool going forward until the Contract 1300 Contractor submits an acceptable schedule that addresses all of SFMTA scheduling concerns.



Clamped track spacers help keep rail segments properly aligned during invert construction.

Schedule Highlights - Continued

Work Package P-1254R (CTS) has performed the following work this month:

- Head house– excavated to 16' below Temp Level 5.0 walers and struts
- Platform Cavern South (PCS) Center Drift (top heading, bench, invert) is 65% completed
- Platform Cavern North (PCN) Center Drift (top heading, bench, invert) is 3% completed
- Cross Over Cavern Left and Right Side Drifts (top heading and invert) is 45% completed
- Incidental street work (minor), ongoing monitoring and surveying
- Completed barrel vault installation for Reach 4 of PCS

Work Package P-1253 (UMS) has performed the following work this month:

- Platform Station: Completed excavation of station box. Poured northern half of invert slabs. Poured mud mat to south half of station box
- Emergency exit stairs 3 and 4: Completed pile repairs and commenced installation of waterproofing
- North Concourse: Poured first sections of HVAC duct at fan level and completed fan trench invert
- North Entrance: Continued concourse level steel erection and rough-in HVAC and Mechanical/Electrical/Plumbing MEP
- South Concourse: Installed waterproofing for escalator ramp
- Ellis Street: Commenced pavement restoration work on South side of Ellis Street

Work Package P-1255 (YBM) has performed the following work this month:

- Continued to replace the force main and AWSS at 4th & Howard
- Continued to investigate utility conflicts for 36" force main at Howard ongoing
- Completed sheet-pile drive for Stair 4 excavation
- 80% complete on electrical rough-in on Mezzanine – Station box
- 60% complete on electrical rough-in Headhouse walls
- Formed columns and poured at H Line 40% complete
- Poured Stair 5 walls
- Completed rebar installation at Elevator 3 and 4 walls
- Installed rebar at Stair 6
- Completed Metal Stair Installation: Stair 1 and Stair 4 to Platform
- Station Box: Pyrok plaster completed on Mezzanine and Concourse Level; Continued fire sprinkler piping rough-in on Concourse Level; Installed CMU wall at A Line on Concourse Level in progress; Continued to form Platform walls

Schedule Highlights - Continued

Work Package P-1256 (STS) has performed the following work this month:

- Completed 12" AWSS lateral installation on 4th/Brannan intersection
- Continued 8" water line installation at 4th/Brannan
- Continued 36" sewer force main at 4th/Bryant and 4th/Brannan
- Continued OCS pole installation
- Continued track plinth construction and track installation inside tunnels
- Continued pavement renovation along 4th Street



A web of utility conduits are installed among rebar and plumbing inside the future Union Square/Market Street Station's invert slab.

Master Project Schedule

Activity ID	Activity Name	Original Start	Finish	2017			2018			2019			2020				
				Q2	Q3	Q4	Q1	Q2	Q3	Q4	Q1	Q2	Q3	Q4	Q1	Q2	Q3
CENTRAL SUBWAY PROJECT																	
Program Level Milestones																	
PJ01000	Central Subway Project Start	03-Jun-03 A	10-Feb-20	[Gantt bar from Q2 2017 to Q4 2019]												Q3	
		4351	03-Jun-03 A	10-Dec-19	[Gantt bar from Q2 2017 to Q4 2019]												Q3
		0	03-Jun-03 A		[Gantt bar from Q2 2017 to Q4 2019]												Q3
MS0004A	Tunnel Excavation Complete - Project Milestone #4A		05-Sep-14 A	[Gantt bar from Q2 2017 to Q4 2019]												Q3	
MS0019	Baseline Finish Date: 12-26-2018	0	10-Dec-19*	[Gantt bar from Q2 2017 to Q4 2019]												Q3	
MS0009	CSP Revenue Service Date	0	10-Dec-19*	[Gantt bar from Q2 2017 to Q4 2019]												Q3	
Preliminary Engineering Phase																	
		2651	03-Jun-03 A	07-Jan-10 A	[Gantt bar from Q2 2017 to Q4 2019]												Q3
Final Design																	
		1811	08-Jan-10 A	17-Jun-13 A	[Gantt bar from Q2 2017 to Q4 2019]												Q3
Light Rail Vehicles																	
		2319	15-Apr-13 A	20-Aug-19	[Gantt bar from Q2 2017 to Q4 2019]												Q3
Real Estate																	
		3130	01-Aug-08 A	26-Jul-17	[Gantt bar from Q2 2017 to Q4 2019]												Q3
Construction Phase																	
		2634	04-Jan-10 A	10-Feb-20	[Gantt bar from Q2 2017 to Q4 2019]												Q3
Construction Support and Costs																	
		2955	04-Jan-10 A	10-Feb-20	[Gantt bar from Q2 2017 to Q4 2019]												Q3
	Construction Utility Contract #1 - MOS & Portal CN-1250	505	04-Jan-10 A	23-May-11 A	[Gantt bar from Q2 2017 to Q4 2019]												Q3
	Construction Utility Contract #2 - UMS CN-1251	643	12-Jan-11 A	15-Oct-12 A	[Gantt bar from Q2 2017 to Q4 2019]												Q3
	Construction Tunnels CN-1252	1518	08-Jun-11 A	26-Jul-17	[Gantt bar from Q2 2017 to Q4 2019]												Q3
	Construction CN-1300	1704	03-Jun-13 A	24-Sep-19	[Gantt bar from Q2 2017 to Q4 2019]												Q3
	CN-1300 Milestone	1635	17-Jun-13 A	24-Sep-19	[Gantt bar from Q2 2017 to Q4 2019]												Q3
	Construction UMS Station P-1253	1704	17-Jun-13 A	27-Jun-19	[Gantt bar from Q2 2017 to Q4 2019]												Q3
	Construction CTS Station P-1254R	1572	17-Jun-13 A	27-Jun-19	[Gantt bar from Q2 2017 to Q4 2019]												Q3
	Construction YBM Station P-1255	1651	10-Jun-13 A	27-Jun-19	[Gantt bar from Q2 2017 to Q4 2019]												Q3
	Construction STS P-1256	1626	03-Jun-13 A	11-Sep-19	[Gantt bar from Q2 2017 to Q4 2019]												Q3
	Project Start Up	167	26-Jun-19	10-Dec-19	[Gantt bar from Q2 2017 to Q4 2019]												Q3
Unallocated Contingency																	
		115	26-Jun-19	10-Dec-19	[Gantt bar from Q2 2017 to Q4 2019]												Q3
C01700	Cost Activity Unallocated Contingency (LOE) - 17,500,99,090.00 - Contingency	115	26-Jun-19	10-Dec-19	[Gantt bar from Q2 2017 to Q4 2019]												Q3



Workers in a hi-lift carefully maneuver out of the platform cavern and into the headhouse, following inspection of drill casings in the arched roof of the cavern.

Contracts & Construction

Construction Contracts In Progress

Contract 1300: Combined Work Packages 1253, 1254, 1255, 1256

- Contractor: Tutor - Perini Corporation
- Amount: \$847.40 million
- Contract Status: 60.44% complete construction

Contracts Completed

[See Appendix D](#)

Contract 1250: Moscone Station and Portal Utilities Relocation

Contract 1251: Union Square/Market Street Station Utility Relocation

Contract 1277: Pagoda Theater Site Demolition (Funded separately from the CS Project budget)

Contract 1252: Central Subway Tunneling

Contract SBE Participation (Updated Quarterly) [See Appendix E](#)

Stations, Surface, Track and Systems

Contract 1300 Contractor: Tutor-Perini Corporation

Description of Work

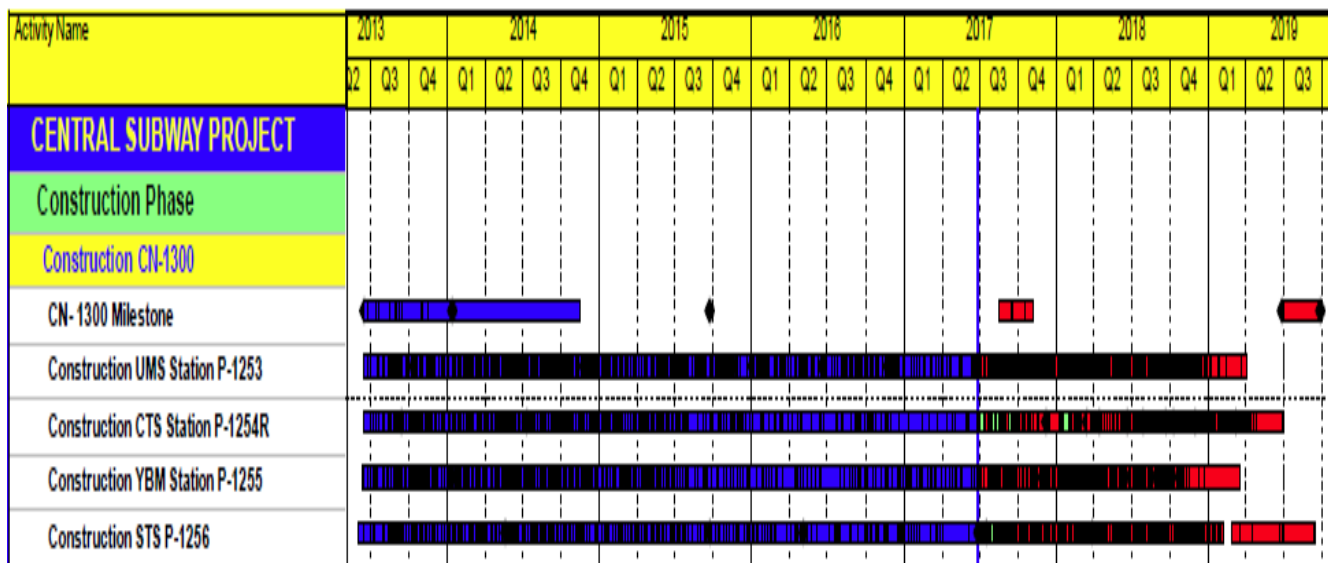
The Contract 1300 scope is to construct the Central Subway's three subway stations, one surface station, construct the 2,000 feet of surface track, and install track and operating systems throughout the new alignment. The separate station and systems work packages are presented in the following pages.

Work includes station finishes, AC and DC substations, elevators, escalators, lighting, emergency ventilation fans, HVAC fire alarm/ suppression/ protection, Cutter Soil Mixing, secant pile bottom up and Sequential Excavation Method construction, settlement monitoring, building protection, connecting to and modifying the BART Powell Street Station, PA, CCTV, signage, installation of fare collection equipment and station start-up and commissioning.

Contract Details	
Contract Awarded:	May 21, 2013
Notice to Proceed:	June 17, 2013
Substantial Completion:	February 28, 2018
Contract Award Value:	\$839,676,400
Modifications to Date (\$):	\$7,726,806
Modifications to Date (Days):	18
Current Contract Value:	\$847,403,206

Budget/Expenditures▲	
Current Budget	\$879,676,400
Other Project Offset Credits	\$3,123,097
Expenditures to Date	\$513,077,107

1300 Summary Schedule



Chinatown Station

Contract 1300 - Work Package 1254R



Current Work Status

- Head house excavated to 16' below Temp Level 5.0 walers and struts
- Platform Cavern South (PCS) Center Drift (top heading, bench, invert) is 65% completed
- Platform Cavern North (PCN) Center Drift (top heading, bench, invert) is 3% completed
- Cross Over Cavern Left and Right Side Drifts (top heading and invert) is 45% completed
- Incidental street work (minor), ongoing monitoring and surveying
- Completed barrel vault installation for Reach 4 of PCS

Work Expected Next Month

- Platform Cavern South – continue with Center Drift Top Heading, Bench and Invert
- Platform Cavern South – complete Barrel Vault for Reach 5
- Platform Cavern North – continue center drift top heading, bench, and invert
- Cross Over Cavern – continue Left and Right Side Drift Top Heading and Invert

Description of Work

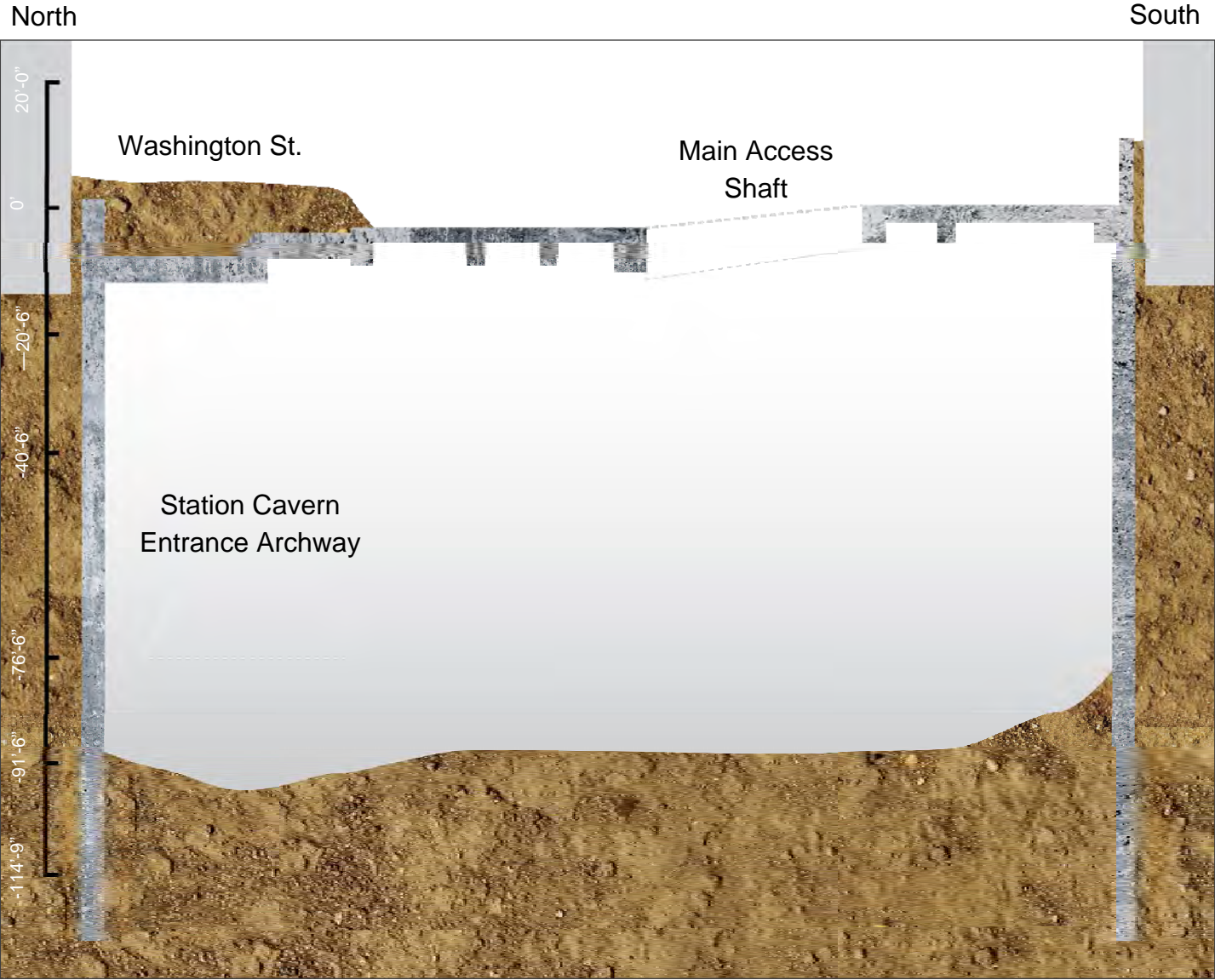
This Work Package is to construct one subway station. Includes station finishes, AC and DC Traction Power substations elevators, escalators, lighting, emergency ventilation fans, HVAC fire alarm/ suppression/ protection, slurry wall top-down construction, settlement monitoring, building protection, PA, CCTV, signage, installation of fare collection equipment and station start-up and commissioning.



Three Month Look Ahead

- Head house: Provide logistic support area for tunnel excavation
- Complete Platform Cavern North Center Drift
- Complete Platform Cavern South Center Drift
- Continue with Cross Over Cavern excavation of Left and Right Side Drifts and begin Center Drift

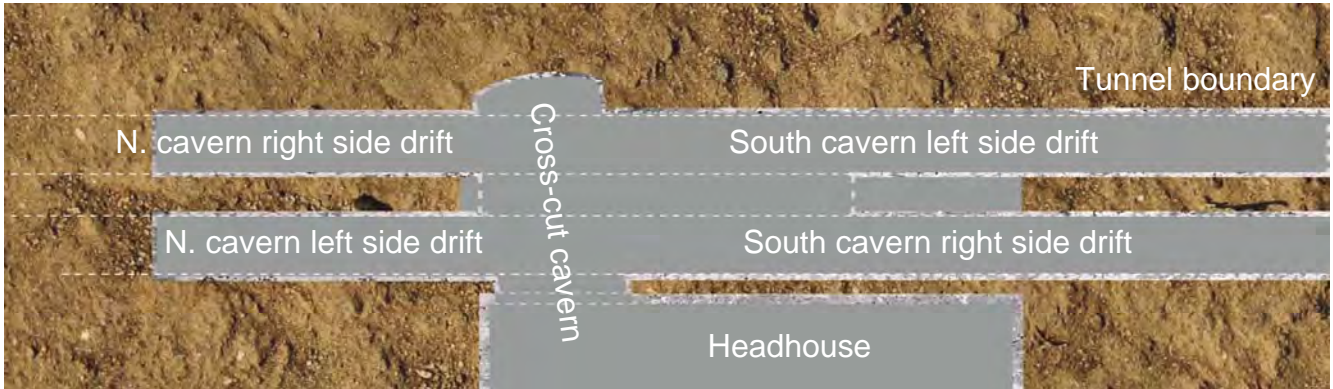
Station Excavation and Construction Progress Section



Station Cavern Excavation Progress Plan and Section

North


South



Continued below



Continued from above



Continued below



Continued from above

PLATFORM CAVERN TUNNEL PRODUCTION THROUGH 7/31/2017

SFMTA - Chinatown Station Construction

central **T** subway



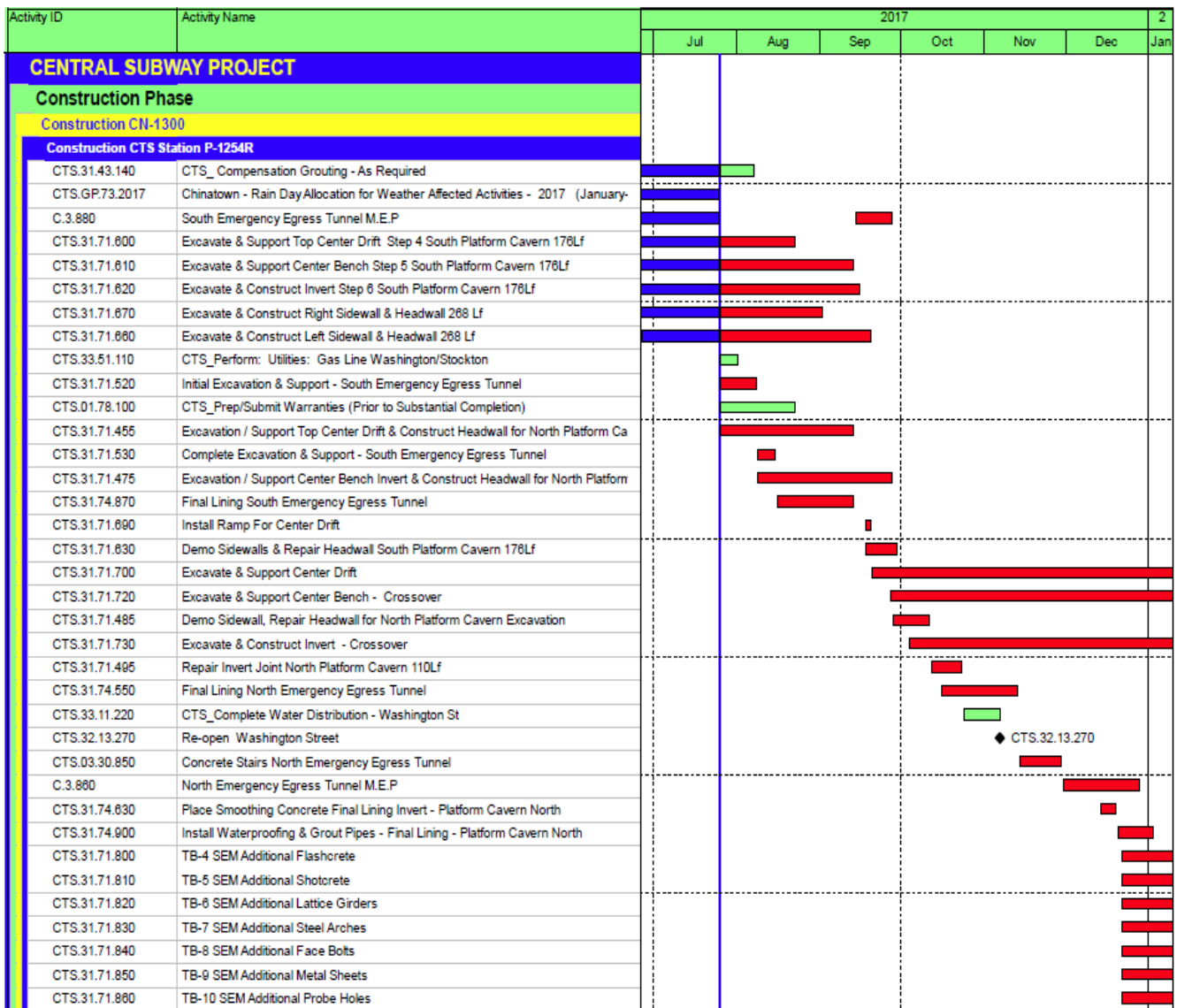
Primary Lining 100% Completed

Chinatown Station Construction Status - Continued

Contract Details	
Contract Awarded:	May 21, 2013
Notice to Proceed:	June 17, 2013
Substantial Completion:	February 28, 2018
Contract Award Value:	\$247,567,810
Modifications to Date (\$):	\$2,964,460
Modifications to Date (Days):	18
Current Contract Value:	\$250,532,270

Budget/Expenditures	
Current Budget	\$257,567,810
Other Project Offset Credits	\$75,000
Expenditures to Date	\$144,870,862

CTS Three Month Schedule



Union Square/Market Street Station

Contract 1300 Work Package 1253

Description of Work

This Work Package is to construct one subway station. Includes station finishes, AC and DC Traction Power substations elevators, escalators, lighting, emergency ventilation fans, HVAC fire alarm/ suppression/ protection, slurry wall top-down construction, settlement monitoring, building protection, PA, CCTV, signage, installation of fare collection equipment and station start-up and commissioning.

Current Status This Month

- Platform Station: Temporary Strut Level 3 to invert: Completed removal of tunnel segments, continued excavation, chipping piles, installation of wales, struts, nelson studs, benches and starpacks. Installed mesh/drain pipe and placed shotcrete to walls. Emergency exit stairs 3 and 4: Repaired piles
- North Concourse: Commenced placing rebar for fan level HVAC duct invert and walls
- North Entrance: Continued concourse level steel erection and rough-in HVAC and Mechanical/Electrical/Plumbing MEP. At street level, backfilled PG&E conduits on north side of Geary Street
- South Concourse: Placed base and mud mat for Escalator Ramp. Placed initial shotcrete to East and West Wall of escalator ramp
- Ellis Street: Completed Market/Ellis tie into 8" water main

Work Expected Next Month

- Platform Station: Complete UMS invert slabs
- North Concourse: Complete fan trench (fan level) shotcrete walls between GL 16.3 – GL 17
- South Concourse: Complete south concourse invert slabs
- Ellis Street: Complete pavement restora-



tion of Ellis Street including Market/Stockton sidewalks



Three Month Look Ahead

- Platform Station: Complete upper level deck installation
- North Concourse: Complete fan trench structure and north concourse prestressing. Remove north concourse 'soil plug'
- North Entrance: Continue construction of planters at street level, complete secondary steel to north entrance structure. Commence CMU walls at concourse level
- South Concourse: Commence CMU walls

Station Excavation and Construction Progress Section

North

South

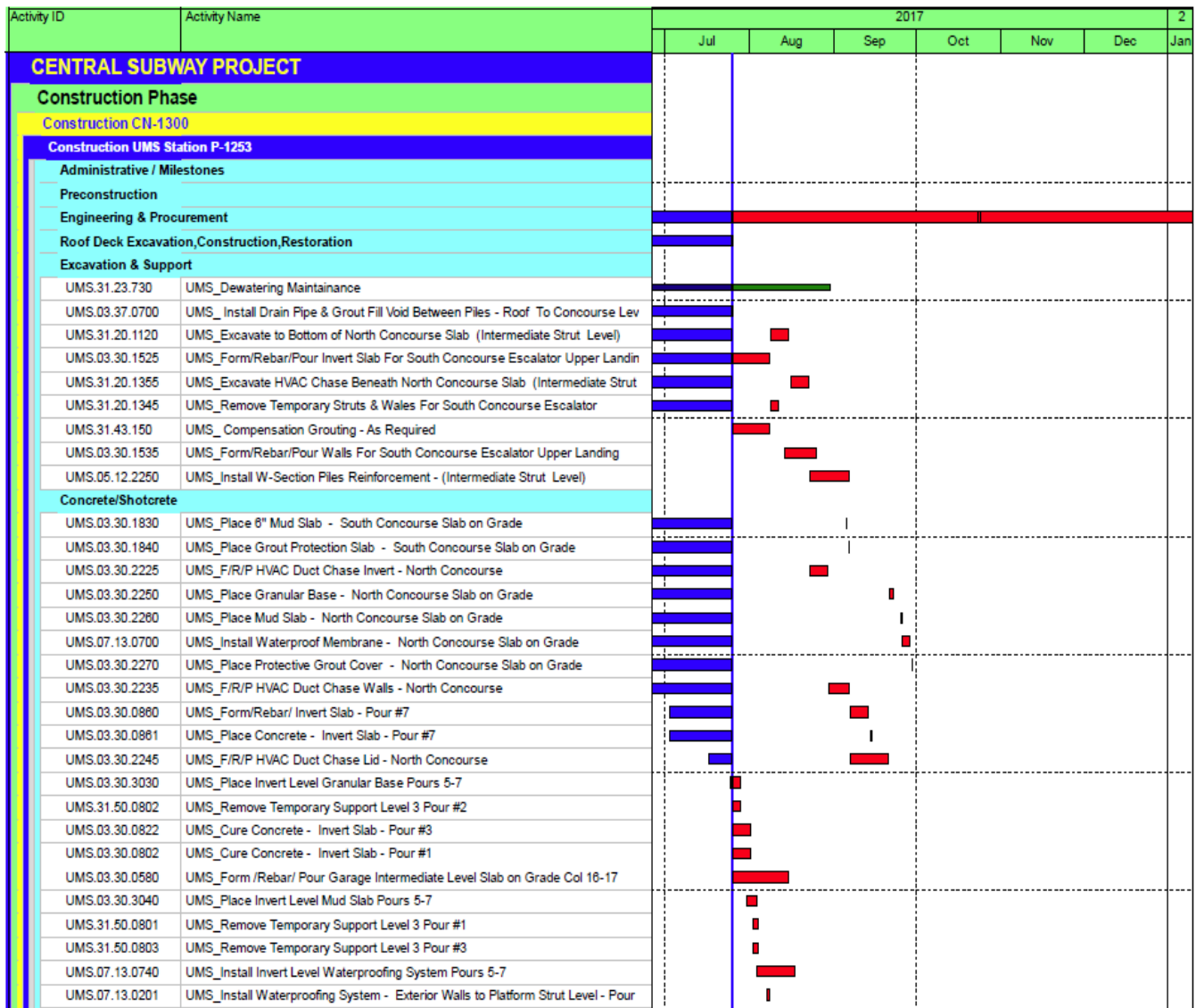


Union Square Market Street Station Construction - Continued

Contract Details	
Contract Awarded:	May 21, 2013
Notice to Proceed:	June 17, 2013
Substantial Completion:	February 28, 2018
Contract Award Value:	\$294,030,590
Modifications to Date (\$):	\$2,353,534
Modifications to Date (Days):	18
Current Contract Value:	\$296,384,124

Budget/Expenditures ▲	
Current Budget	\$314,030,590
Expenditures to Date	\$202,860,560

UMS Three Month Schedule



Yerba Buena/Moscone Station

Contract 1300 - Work Package 1255



Current Status

- Continued to replace the force main and AWSS at 4th & Howard
- Continued to investigate utility conflicts for 36" force main at Howard ongoing
- Completed sheet-pile drive for Stair 4 excavation
- 80% complete on electrical rough-in on Mezzanine – Station box
- 60% complete on electrical rough-in Headhouse walls
- Formed columns and poured at H Line 40% complete
- Poured Stair 5 walls
- Completed rebar installation at Elevator 3 and 4 walls
- Installed rebar at Stair 6
- Completed Metal Stair Installation: Stair 1 and Stair 4 to Platform
- Station Box: Pyrok plaster completed on Mezzanine and Concourse Level; Continued fire sprinkler piping rough-in on Concourse Level; Installed CMU wall at A Line on Concourse Level in progress; Continued to form Platform walls

Work Expected Next Month

- Station Box: Start pyrok plaster on Invert Level; Finish electrical on Mezzanine; Continue fire sprinkler piping rough-in on Concourse Level; Continue rebar and shotcrete 12" and 18" walls in Invert; FRP Platform Walls
- Start sidewalk and pavement replacement work on Clementina
- Pour topping slab Mezzanine and Concourse – Station box

Description of Work

This Work Package is to construct one subway station. Includes station finishes, AC and DC Traction Power substations elevators, escalators, lighting, emergency ventilation fans, HVAC fire alarm/ suppression/ protection, slurry wall top-down construction, settlement monitoring, building protection, PA, CCTV, signage, installation of fare collection equipment and station start-up and commissioning.

- Pour Stair 1 and Stair 4 pans with nosings
- Start electrical rough-in on Concourse
- Bring rail into the station
- Continue columns in headhouse
- Continue electrical rough-in Headhouse walls
- Continue Elevator 3 and 4 walls
- Continue Stair 6 walls
- Continue utility work at intersection of 4th & Folsom
- Continue utility work at intersection of 4th & Howard
- Start Stair 4 shoring and excavation
- Setup headhouse shoring, build beams and install rebar for concourse deck
- Continue to install fire sprinkler main above ceiling – Invert Level Station Box
- Headhouse: Continue to shotcrete 12" walls; Pour 6 walls; Pour Elevator 3 and 4 walls


Three Month Look Ahead

- Construct Concourse and Mezzanine slabs from bottom up within Headhouse
- Start AT&T and PG&E contract work on Folsom
- Continue interior finishes on Mezzanine & Concourse Levels within Station Box
- Continue placement of stairs within Station and Headhouse
- Begin installation of station power electrical vaults on Folsom Street

Station Excavation and Construction Progress Section

North

South



West

4th St.

East



Yerba Buena Moscone Station Construction - Continued

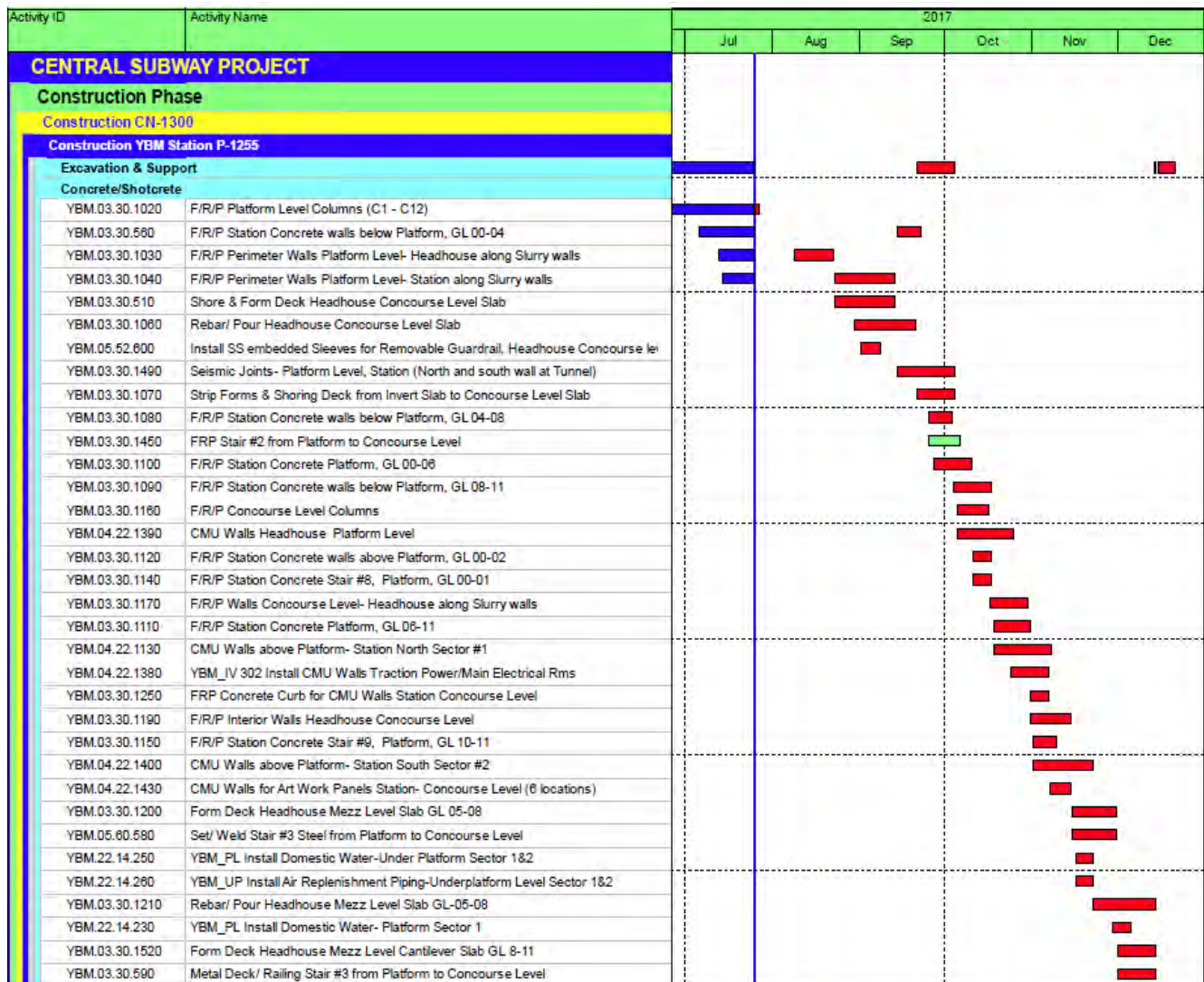
Contract Details

Contract Awarded:	May 21, 2013
Notice to Proceed:	June 17, 2013
Substantial Completion:	February 28, 2018
Contract Award Value:	\$158,089,000
Modifications to Date (\$):	\$309,825
Modifications to Date (Days):	18
Current Contract Value:	\$158,398,825

Budget/Expenditures ▲

Current Budget	\$163,089,000
Other Project Offset Credits	\$415,331
Expenditures to Date	\$106,637,521

YBM Three Month Schedule



Systems, Trackwork, & Surface Station


Contract 1300 - Work Package 1256

Description of Work

This Work Package is to construct one Surface Station. Includes light rail track and systems, track invert, track safety walkways; light rail track and systems constructed on the 2,000 foot surface for the alignment from the tunnel portal, south to the tie-in to the existing Muni T-Line at Fourth and King Streets; and the surface Fourth and Brannan Street (FBS) Station.

Current Status

- Completed 12" AWSS lateral installation on 4th/Brannan intersection
- Continued 8" water line installation at 4th/Brannan
- Continued 36" sewer force main at 4th/Bryant and 4th/Brannan
- Continued OCS pole installation
- Continued track plinth construction and track installation inside tunnels
- Continued pavement renovation along 4th Street



Work Expected Next Month

- Continue 36" sewer force main installation
- Continue 18" AWSS installation
- Continue MRY ductbank installation
- Continue OCS pole installation
- Continue domestic water relocation
- Continue pavement renovation
- Continue Rail installation in Tunnel

Three Month Look Ahead

- Continue waterline installation
- Continue AWSS installation
- Continue MRY ductbank installation
- Continue 36" sewer force main installation
- Continue OCS pole installation
- Continue permanent pavement renovation
- Start surface track installation
- Continue plinth construction and track installation inside tunnels

Systems, Trackwork, & Surface Station Construction - Continued

Contract Details	
Contract Awarded:	May 21, 2013
Notice to Proceed:	June 17, 2013
Substantial Completion:	February 28, 2018
Contract Award Value:	\$139,989,000
Modifications to Date (\$):	\$2,098,986
Modifications to Date (Days):	18
Current Contract Value:	\$142,087,986

Budget/Expenditures	
Current Budget	\$144,989,000
Other Project Offset Credits	\$2,632,766
Expenditures to Date	\$55,660,067

Systems, Track and Surface Station Three Month Schedule

Activity ID	Activity Name	2017					
		Jul	Aug	Sep	Oct	Nov	Dec
CENTRAL SUBWAY PROJECT							
Construction Phase							
Construction CN-1300							
Construction STS P-1256							
STS.34.41.2080	STS_Install; Traffic Signal Conduit & Boxes 4th St/Townsend						
STS.34.42.2280	STS_Install; Train Control - Train Control Conduit - & JB's NB Union Square to C						
STS.34.42.2320	STS_Install; Train Control - Train Control Conduit - & JB's SB Union Square to C						
STS.33.31.525	Install New 36" Force Main Sewer 4th St - Through Brannan St Intersection						
STS.32.13.680	STS_Prep Phase 2 4th Street Subgrade - At Townsend St Intersection						
STS.32.13.840	STS_R/F/P Phase 2 4th Street 12" Base Slab - At Townsend St Intersection						
STS.34.42.2310	STS_Install; Train Control - Train Control Conduit - & JB's SB Portal To Moscone						
STS.26.05.2460	STS_Install; OCS System - Install Street Light/OCS Poles In 4th St - Freelon To E						
STS.26.05.2450	STS_Install; OCS System - Install Street Light/OCS Poles In 4th St - Welsh To Fr						
STS.26.05.2440	STS_Install; OCS System - Install Street Light/OCS Poles In 4th St - Bryant to W						
STS.34.41.1990	STS_Demo/Salvage; Traffic Signals 4th St						
STS.33.11.170	STS_Install; Utilities: Auxiliary Water Supply 12" Main 4th St (Through Brannan St						
STS.34.41.2000	STS_Install; Traffic Signals 4th St						
STS.33.31.120	Install New 36" Force Main Sewer @ 4th/Bryant						
STS.32.13.690	STS_Prep Phase 2 4th Street Subgrade - At Brannan St Intersection						
STS.32.13.780	STS_R/F/P Phase 2 4th Street Curbs & Gutters - At Brannan St Intersection						
STS.26.05.2320	STS_Demo; Street Lighting - Demo Street Lighting In 4th St - Brannan To Bluxom						
STS.26.05.2330	STS_Demo; Street Lighting - Demo Street Lighting In 4th St - Bluxome To Towns						
STS.26.05.2300	STS_Demo; Street Lighting - Demo Street Lighting In 4th St - Welsh To Freelon						
STS.26.05.2310	STS_Demo; Street Lighting - Demo Street Lighting In 4th St - Freelon To Brannan						
STS.34.41.2060	STS_Install; Traffic Signal Interconnect Conduit & Boxes 4th St Brannan To Towns						
STS.34.41.2050	STS_Install; Traffic Signal Interconnect Conduit & Boxes 4th St Bryant to Brannan						
STS.32.13.870	STS_R/F/P Phase 2 4th Street 12" Base Slab - At Brannan St Intersection						
STS.26.05.2720	STS_Install; OCS System - Install OCS Poles In Portal						
STS.34.21.2740	STS_Install; Traction Power - Sectionalized Breakers SB20 & SB21 - 4th/Bryant						
STS.34.42.1080	STS_Install; Security - SB Portal Intrusion Devices						
STS.26.05.0290	STS_Install; Tunnel Electrical - Unistrut For Conduit & Signal Supports - NB Porta						
STS.26.05.0530	STS_Install; Tunnel Electrical - Unistrut For Conduit & Signal Supports - SB Porta						
STS.26.05.120	STS_Install; Utilities: 230Kv Electrical Transmission Casing - Assist PG&E - 4th						
STS.33.11.340	STS_Install; Utilities: Track Drainage- 4th St (Brannan St To Bluxome St)						
STS.33.51.150	STS_Pothole; Utilities: Pothole for Gas Distribution						
STS.28.20.1790	STS_Install; Tunnel Electrical - CCTV Cameras - SB Portal To Moscone						
STS.34.42.0800	STS_Install; Train Control - Train Control Signals - SB Portal to Moscone						
STS.26.05.0560	STS_Install; Tunnel Electrical - Telephone Conduit - & JB's SB Portal To Moscon						
STS.26.05.0720	STS_Install; Tunnel Electrical - Unistrut For Conduit & Signal Supports - NB Mosc						
STS.26.05.0910	STS_Install; Tunnel Electrical - Unistrut For Conduit & Signal Supports - SB Mosc						

Program Components

Community Outreach

Outreach public information, events and presentations for July 2017 include:

- Released quarterly Construction Update video
- Continued noise mitigation meetings with Tutor Perini and community stakeholders
- Ongoing outreach to merchants and residents
- Conducted meetings and face-to-face visits with various merchant stakeholders along the alignment
- Conducted Central Subway tours for San Francisco County Transportation Authority Board and Citizens Advisory Committee
- Preparation and dissemination of construction notices
- Produced quarterly construction update video and other multimedia content
- Responded to constituent complaints

Outreach in Support of Mitigation and Monitoring

Team members participated in weekly progress to address neighborhood concerns

Outreach and communication efforts continue in Chinatown, Union Square, and SOMA

Weekly photo documentation of project work and editing

Weekly construction update emails sent to list of approximately 700 residents and stakeholders

Media Coverage

Central Subway Media Coverage			
Date	Title (with link to story)	Source	Reporter/Writer
7/10/2017	Central Subway project faces up to 10-month delay	San Francisco Examiner	Joe Fitzgerald Rodriguez
7/10/2017	San Francisco's Central Subway Gets Delayed In Chinatown	CBS KPIX 5 San Francisco	Wilson Walker
7/10/2017	Central Subway Is Almost A Year Behind Schedule	SFfirst	Beth Spotswood
7/12/2017	Blame Swirls Over Central Subway Delays	SF Bay	Jerold Chinn

Community Outreach - Continued

Media Coverage cont'd

Central Subway Media Coverage			
Date	Title (with link to story)	Source	Reporter/Writer
7/13/2017	SF Central Subway Project Reaches Milestone as Concrete Poured	ABC 7 News San Francisco	Cornell Barnard
7/13/2017	City Leaders Move to Aid Merchants Hurt by Central Subway Delays	San Francisco Examiner	Joe Fitzgerald Rodriguez
7/13/2017	Despite Central Subway Delays, Muni Studies Plan to Extend T-Third Line	hoodline	Carrie Sisto
7/14/2017	Chinatown Frustration Rises with Delay in SF Subway Construction	SFGate	Michael Cabanatuan
7/16/2017	Crews reach milestone in construction of Central Subway	San Francisco Examiner	Joe Fitzgerald Rodriguez
7/18/2017	SFMTA Must Get Back on Track—Too Many Project Delays	San Francisco Chronicle	Rachel Hyden
7/24/2017	Central Subway Probably a No-Show when Warriors Tip Off in SF	San Francisco Chronicle	Matier & Ross
7/25/2017	Central Subway Completion Date Delayed Again	San Francisco Examiner	Joe Fitzgerald Rodriguez

Quality Assurance

Quality Assurance monthly activity of oversight, surveillance, audits, proactive feedback and QA records actively involves the Project construction management staff, the resident engineers, the prime construction contractor and their subcontractors.

Stations and Systems Contract CN1300 Quality Assurance Monitoring – On Going/As Reported Previously

- UMS structural steel installation – Continued Inspection/acceptance/documentation by Smith Emery CWI's of all welds associated with the ongoing Installation of structural and excavation support steel
- STS invert and plinth concrete placements for track installation
- TPC QC Daily Inspection Reports posted to CM13 which includes TPC's Specialty Subcontractor's QC checklists and associated documentation and Smith Emery Inspection Reports; TPC's Subcontractor that provides laboratory and Inspection Services – including Special Inspections required for the City of San Francisco's Department of Building Inspection (DBI) for all permitted Work
- Preparatory and Initial Phase Meetings continue as the scheduled activities dictate
- Sequential Excavation Method (SEM) and Instrumentation/Monitoring and Construction Management Task Force (CMTF) Meetings
- Bi-Weekly Quality Task Force (QTF) Meetings – ongoing dialog regarding; planning for upcoming Work, identification and mitigation of in-process potentially unsatisfactory work, generation of CNCRs, welding inspection documentation, HOLD points and other items related to TPC's QC efforts in implementing TPC's approved Quality Control Program (QCP)
- Weekly Work Package Progress Meetings for STS, YBM, UMS and CTS
- Monthly Project Risk Mitigation, Safety and Security, MEP Progress and weekly CMB Meetings as scheduling constraints allow

Document comment and review:

- Contractor's submittals, e.g., review of welding, concrete (including shotcrete) and other Quality related submittals/comments as requested to support the RE's and CM, and RFIs related to quality and welding. Determination of availability of an existing concrete mix that meets concrete Class F permeability requirements for slurry walls
- QA Staff continues random/spot checks of the 1300 Contractor's Field Testing lab results
- TPC QC provided a detailed "walk through" of how all welds are inspected and accepted by Smith Emery American welding Society Certified Weld Inspectors (CWIs) at UMS
- Contractor Non Conformance Reports (CNCR) Status as indicated in the TPC QC CNCR Log:
 - ◊ 10 (-1 from last month) CNCRs are currently posted to the CNCR Log as INITIAL entries (C1300 is required to generate a CNCR within 24 hours of becoming aware of

Quality Assurance - Continued

what appears to be non-conforming work)

- ◇ 21 (+1 from last month) CNCRs are currently posted to the CNCR Log as DISPOSITIONED and are being reviewed by associated SFMTA RE to verify that the Contractor's proposed disposition is appropriate.)
- ◇ 11 (Same as last month) CNCRs are currently posted to the CNCR Log as DISPOSITIONED (NOT ACCEPTABLE) and have been returned to the Contractor because the RE's review of the Contractor's proposed disposition determined that the proposed disposition is not appropriate and must be revised)
- ◇ 21 (same as last 2 months) CNCRs are currently posted to the CNCR Log as APPROVED because the suggested REPAIR dispositions have been approved and the CNCRs will remain open until the approved REPAIR procedure is performed
- ◇ 200 (+3 from last month) CNCRs are currently posted to the CNCR Log as CLOSED
- ◇ 38 (-1 from last month – per NCN UMS 015) CNCRs are currently posted to the CNCR Log as VOIDED (subsequent evaluation of the INITIAL CNCRs determined that a CNCR is not warranted)
- ◇ 301 (+2 from last month) CNCRs are currently posted to the CNCR Log

QA Issues:

- None to report for July 2017

QA Concerns:

- As is typical to similar Projects, work performed prior to receipt of approval status of required submittals/RIFs with/without knowledge of QC or responsible production supervision, remains a potential item(s) of concern.
- As is also typical to similar Projects, the untimely identification and mitigation (SFMTA approval) of items such as too little clear cover for reinforcement due to unanticipated proximity of adjacent objects in a concrete lift, is a challenge to all involved

Other Program QA Practices Implemented

- Close-out of Corrective Action Requests: Close outs continued from Quality Assurance staff's Audits, Surveillances and PMOC Quarterly Reviews. The status is tracked in the Corrective Action Log that is provided to the project team and the FTA PMOC
- TPC's response to Quality Assurance Audit Report QAA 026, Implementation of TPC's Quality Control Program (QCP) was received and as resources allow, is currently under review with some additional documentation/information required prior to audit closeout; specifically associated with documentation related to mechanical couplers. This audit will be closed-out as resources allow

Risk Management

Risk Mitigation Management Meeting No. 96 was held on July 6, 2017. The members of the Risk Assessment Committee in attendance, reviewed the top eight risk in accordance with the risk summary sheet, which have been given a rating by The Committee of six and above.

Currently the Program is tracking thirty two (32) construction risks and one (1) remaining requirement risk on the Project's Risk Register. These risks will continue to be monitored and statuses updated with the use of the risk mitigation status sheets, providing monthly updates by the Risk owner to demonstrate the assigned mitigation strategy is being implemented.

Top Ten Risk

Risk #	Risk Description	Risk Owner	Risk Rating	Contract
232	Behind Schedule – Inability to recover or arrest the further schedule deterioration from the 1300 Contract	ES	20	STA
240	Unresolved Assignment of Schedule Delay Responsibility (may lead to increase cost for the Program)	ES	8	STA
234	Sequential Excavation Method at CTS - Contractor's propose method will induce subsidence	DJ	7	CTS
52	Unacceptable settlement and impact on major utilities at CTS. (OLD SEWERS AND OTHERS WITHIN 20FT SPACE BETWEEN TOP OF CAVERN AND STREET LEVEL)	DJ	6	CTS
238	Quality Program is ineffective in processing the nonconformance items causing schedule impacts	ML	6	STA
205	Prolong period of CMod's creates additional cost/causes bad blood between Resident Engineer and Contractor	ES	6	STA
229	CN1300 System Acceptance Testing	AH	6	GEN
230	SFMTA Commissioning Coordination (Inaccurate time for coordination or participation from Muni Ops)	AH	6	GEN
99	Breakdown in relationships between SFMTA and Contractors during construction results in increased claims and delays to the overall construction schedule.	ES	5	STA
104	CPUC approval at Grade Crossing for G0164d takes longer to negotiate / obtain than schedule allows	SP	5	STS

Program Safety & Security

The San Francisco Municipal Transportation Agency is committed to the highest practical level of safety and security standards and practices in the public transit industry. The Safety and Security Management Plan (SSMP) components are reported on below as appropriate including, Safety and Security Committee, the Fire Life Safety and Security Committee the Construction Conformance Verification and Documentation and Contractor Safety and Security.

Project Management/Construction Management (PMCM) Team

Safety bulletin boards have subjects covering the complacency and daily job briefings.

Safety Summary for the 1300 Stations Systems Track Construction Package

During the month of July, TPC and their subcontractors did not have any worker incidents for the month.

Table 1300 Stations Construction Safety Record

Table 1300 below summarizes the Month to Date and Project to Date for the Stations, Systems and Track Construction contractor and subcontractors.

Next Month Look Ahead

1300 Contract

1. The CTS station is excavating the top center drift. On both the north and south ends.
2. At the UMS station, excavation has been completed. An elevator has been installed. TPC is pouring concrete.
3. At the YBM station, invert pours have been completed inside of the station. Struts and walers are starting to be removed. Construction of the interior of station continues.
4. At the STS station, welding of the rails is complete. Street paving is taking place. We will be watching traffic controls closely.

Program Safety & Security - continued

Project Safety Record - Contract 1300

SAFETY GOALS

Through Month End -July 2017

OSHA Recordable Accidents, <3.4 Lost Time Cases, <1.6
--

JOB TO DATE	Tutor	Subs	Total Project	Rate*
OSHA Recordable Accidents	5	1	6	0.49
Job Transfer or Restricted Duty Cases	0	0	0	0.00
Lost Time Cases	1	0	1	0.08
Total Project Incidents	6	1	7	0.58
Man Hours Worked Through M/E July 2017	1,143,329	1,285,567	2,428,896	

YEAR TO DATE (Month ,Day, Year to Month, Day, Year)	Tutor	Subs	Total Project	Rate*
OSHA Recordable Accidents	0	0	0	0.00
Job Transfer or Restricted Duty Cases	0	0	0	0.00
Lost Time Cases	0	0	0	0.00
Total Project Incidents	0	0	0	0.00
Man Hours Worked Through M/E July 2017	205,117	192,948	398,065	

* Rate is calculated based on number of incidents divided by total number of man hours worked multiplied by 200,000 man hours.

OSHA Recordable Accidents - 2008 Construction Industry Rate for Highway, Street, and Bridge Construction = 3.9

*Classifications change at a later date due to additional information becoming available, thereby, changing the numbers on the chart.

For example, what was once classified as an accident can become a first aid which leads it to no longer being recordable.

Technical Capacity

Following staff departures from Central Subway Program at UMS and YBM, the Program has recruited and placed new staff in the positions of Assistant Resident Engineer and Construction Inspector. The Program is considering candidates for Contracts Claims Administrator and is interested in identifying additional candidates for supplementation of the team in the areas of Construction Inspector and Office Engineer, and persons with expertise in MEP Coordination and Systems implementation.



An excavator and concrete boom pump wait at the surface site for the Union Square/Market Street Station just north of Ellis on Stockton.

Staffing

The Central Subway Staffing Table shows Planned and Actual full-time equivalent staff (FTEs) working on the Program by organizational function and responsibility.

	May-2017		Jun-2017		Jul-2017	
	Planned	Actual	Planned	Actual	Planned	Actual
Project Management						
Program Management	6.60	5.00	6.60	5.00	6.60	5.00
Quality Assurance	1.80	1.30	1.80	1.30	1.80	1.30
Contract Administration	1.40	7.40	1.40	9.40	1.40	9.40
Community Outreach	5.50	5.50	5.50	3.50	5.50	2.50
Finance	2.00	0.00	2.00	0.00	2.00	0.00
Project Controls	4.80	2.80	4.80	2.80	4.80	2.40
Subtotal	22.10	22.00	22.10	22.00	22.10	20.60
Construction Management						
CM - CN 1252	0.00	0.00	0.00	0.00	0.00	0.00
CM - CN 1300	29.98	25.50	29.98	25.50	29.98	24.60
Design Support - CN 1252	0.00	0.00	0.00	0.00	0.00	0.00
Design Support - CN 1300	12.40	10.70	12.40	11.70	12.40	11.70
Subtotal	42.38	36.20	42.38	37.20	42.38	36.30
Start Up						
Start Up / Safety & Security	2.00	1.20	5.95	1.20	5.95	1.20
Subtotal	2.00	1.20	5.95	1.20	5.95	1.20
Total	66.48	59.40	70.43	60.40	70.43	58.10


Third-Party Agreements

No activity in this reporting month.

LRV Procurement

SFMTA has initiated a new light rail vehicle procurement to acquire up to 260 vehicles over the next 15 years. The scope includes the design, manufacture, delivery and testing of up to 260 light rail vehicles together with associated services, spare parts, special tools, training and documentation. This includes an initial delivery of 24 cars, scheduled for delivery from 2017 - 2018 to supplement the fleet when the SFMTA's Third Street Phase 2 - Central Subway Project extension opens.

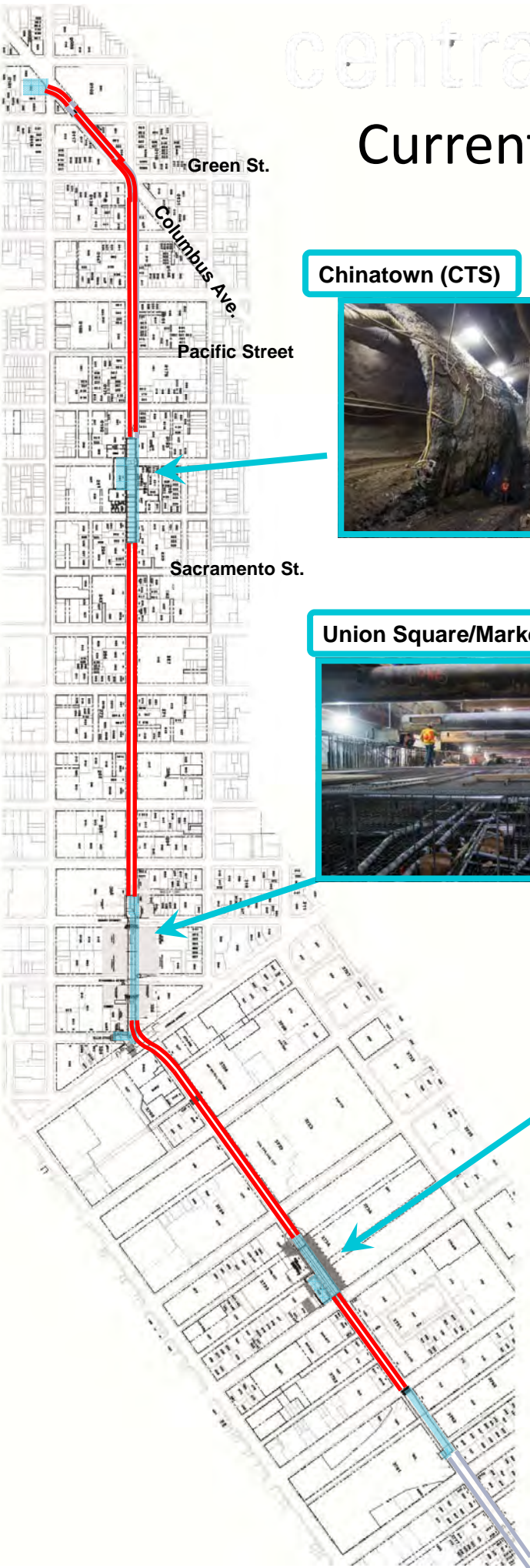
Production of the first 20 cars continues. The fifth car 2006 was delivered to SFMTA July 11th, 2017, ahead of schedule. Vehicle, train control, and communications system testing are underway, including early weekday shutdown and subway shutdown at weekend to allow more extensive integration testing to be conducted. Preliminary maintenance training was completed. Final assembly and testing of Cars 2007 is in progress and scheduled for delivery in July together with Contract spares.



Workers construct concrete forms at the southwest corner of 4th and Townsend to rebuild the sidewalk, curb, and gutter.

central **T** subway

Current Construction Activity



Chinatown (CTS)



Union Square/Market Street (UMS)



Yerba Buena/Moscone (YBM)



4th St. Surface Track, Systems (STS)





The massive separating walls of the right and left side drifts from the center drift and invert can be seen prior to removal in the CTS south platform cavern.



A bulldozer sifts materials removed from inside the south platform cavern, at the collection area inside the station headhouse.




Excavation of the top heading for the north platform cavern has begun. Here, workers are spraying shotcrete on exposed rock, following a push of excavation.



Steel mesh and other steel reinforcing is installed against the ceiling arch of the south platform cavern, prior to spraying shotcrete.

UMS




One worker above and one below. A man walks atop the massive rebar cage of the UMS invert slab, while another installs conduits and rebar inside the cage below.



Two welders work on huge steel I-beam brackets along the east wall of the station box, prior to pouring the initial “rat slab” of the station box in this section.




Steel reinforcing is installed against the tunnel walls where they emerge into the south end of the UMS platform level.




Rebar shoots from concrete forms inside the north concourse, where invert slab construction has begun.



Carpenters mark on sheets of MDF where cuts will need to be made, during concrete form construction inside the platform level of the station box.



Initial portions of the concrete forms for the base of the station platform are put together inside the station box.



Carpenters inside the headhouse work to assemble concrete forms and put up steel mesh against the already-installed vinyl waterproofing membrane.



Large concrete forms for vertical columns are being built inside the station headhouse, as structural work will continue to push upward.



Two men using a rail welding machine inspect their work at 4th and Bluxome.



Fresh asphalt marks the entrance to Welsh alley, which has recently been reopened for vehicular traffic to 4th Street.



Curved concrete forms used in curb construction are installed at the southeast corner of 4th and Townsend where curb and sidewalk restoration work is underway.



A trench for new sewer lines leads from 4th Street down Freelon Alley along the surface portion of the alignment in SoMa.

Appendix A

DETAIL COST REPORTS

1. PROJECT COST

The Current Cost Estimate (CCE) for the Central Subway Project is **\$1.578 billion** in year of expenditure dollars (\$YOE). This total project cost is shown at the top of Report 7.1, Program Project Budget. This capital cost projection incorporates allocated and unallocated contingencies to cover the risks associated with the project completion.

Total net incurred costs for the project are \$1,094.84 million, a \$13.31 million increase over last month. The cost to date figure reflects expenditures through FAMIS 786 Report (\$1,057.79 million) plus the utilities joint trench Form B Reimbursement payment (\$11.24 million), invoices currently being processed (\$23.80 million) and estimates of outstanding pay requests (\$2.04 million). This incurred amount equals 69.37% of the total project budget of \$1.578 billion.

The current funding level to date is \$1,329.79 million. This represents 84% of the total project budget.

CONTRACT	PP NO	PP PERIOD TO	PROG PYMT AMOUNT
CS155.1	68	12/31/2015	\$ 11,915.91
CS155.1*	69	3/31/2016	\$ 13,280.00
CS155.1*	70	6/30/2016	\$ 24,327.00
CS155.1*	71	9/30/2016	\$ 65,000.00
CS155.1*	72	12/30/2016	\$ 50,000.00
CS155.1*	73	3/31/2017	\$ 35,282.00
CS155.2	83	1/31/2017	\$ 370,766.70
CS155.2	84	2/28/2017	\$ 417,473.07
CS155.2	85	3/31/2017	\$ 521,835.71
CS155.2	86	4/30/2017	\$ 193,859.03
CS155.2	87	5/31/2017	\$ 220,097.14
CS155.2	88	6/30/2017	\$ 216,700.74
CS155.2*	89	7/31/2017	\$ 216,700.74
CS155.3	81	12/31/2016	\$ 102,053.91
CS155.3	82	1/31/2017	\$ 70,096.88

CONTRACT	PP NO	PP PERIOD TO	PROG PYMT AMOUNT
CS155.3	83	2/28/2017	\$ 61,878.88
CS155.3	84	3/31/2017	\$ 77,875.07
CS155.3	85	4/30/2017	\$ 33,071.54
CS155.3	86	5/31/2017	\$ 63,969.88
CS155.3	87	6/30/2017	\$ 63,013.99
CS155.3*	88	7/31/2017	\$ 64,076.87
CN 1300	42	6/30/2017	\$ 9,123,907.00
CN 1300	43	7/31/2017	\$ 11,687,180.00
CS149	101	5/31/2017	\$ 496,562.94
CS149*	102	6/30/2017	\$ 500,000.00
CS149*	103	7/31/2017	\$ 500,000.00
CS156	77	4/30/2017	\$ 39,687.22
CS156	78	5/31/2017	\$ 32,059.60
CS156*	79	6/30/2017	\$ 14,543.53
CS156*	80	7/31/2017	\$ 14,695.51
other accruals*		7/31/2017	\$ 537,613.89

* Estimated Amount \$ 25,839,524.75

2. CONTINGENCY ALLOCATIONS AND USAGE

The current Total Project Contingency is **\$74.45 million**, which is a \$14.45 million favorable balance against the current Minimum Contingency level of \$60 million. The Contingency Drawdown Curve is shown in Report 7.3. Follows by Report 7.4 Contingency Management Trend Report with the Remaining Contingency after Approved Changes Deducted contingency items in column "i".

Both Contract 1252 Tunnel and Contract 1300 Station did not process any contract modifications in this reporting period. Refer to Report 7.5 for approved contract modifications and potential changes.

3. BUDGET TRANSFERS

Contract 1251 has completed final administrative closeout. The previous budget in SCC 40 category of \$20,794,582.00 was revised to reflect the true final cost of \$20,669,081.00, a decrease of \$125,501.00. The \$125,501.00 was released to the program's unallocated contingency in SCC 90 category. There is a net budget transfer of \$0 in this reporting period due to the transfer of money from SCC 40 category to SCC 90 category.

4. FORM B

The Utilities Joint Trench Form B Details is listed in the Table A2 below. Total utilities joint trench Form B Reimbursement payment to three construction contracts is \$11.24 million.

TABLE A2: UTILITIES JOINT TRENCH FORM B DETAILS	[A] Mar 2015 BUDGET	[B] EXPENDED TO DATE	Associated Cost Account
1.3.491.07.040.02 - FORM B - CN1250 UTILITY REIMBURSEMENT	(2,275,419)	2,463,325	1.3.081.07.040.02 - 1UTL:SITWORK: UTILITIES & RELOC
1.3.491.08.040.02 - FORM B - CN1251 UTILITY REIMBURSEMENT	(7,618,412)	3,608,217	1.3.082.08.040.02 - 2UTL:SITWORK:UTILITIES&RELOCATE
1.3.491.02.040.02 - FORM B - CN1252 UTILITY REIMBURSEMENT		3,975,656	1.3.083.02.040.02 - TUNN:Sitework:Utilities & Relocate
1.3.491.04.040.02 - FORM B - CTS: CN1300 UTILITY REIMBURSEMENT	(451,703)	441,304	1.3.085.04.040.02 - CTS.1254: SITE UTILITIES, UTILITY RELOCA
1.3.491.09.040.02 - FORM B - STS: CN1300 UTILITY REIMBURSEMENT	(1,000,000)	-	
1.3.491.03.040.02 - FORM B - UMS: CN1300 UTILITY REIMBURSEMENT	(528,370)	466,189	1.3.084.03.040.02 - UMS.1253: SITE UTILITIES, UTILITY RELOCA
1.3.491.05.040.02 - FORM B - YBM: CN1300 UTILITY REIMBURSEMENT	(100,000)	288,970	1.3.086.05.040.02 - YBM.1255: SITE UTILITIES, UTILITY RELOCA
TOTAL	(11,973,904)	11,243,661	

5. EARNED VALUE (EV) ANALYSIS

In July 2017 Report, the Preliminary Earned Value Analysis reports is based on the SFMTA July Schedule Update. The Planned Value, Earned Value, Actual Cost, Percent Complete and resulting indexes as follows:

Preliminary July Earned Value

Overall Budgeted Cost:	\$1,578,300,000
Planned Value:	\$1,434,613,519
Earned Value:	\$1,114,900,424
Actual Cost:	\$1,094,840,191
Schedule Performance Index (SPI):	0.78
Cost Performance Index (CPI):	1.02
Percent Complete:	70.6%

SFMTA, EV Chart
 July 31, 2017 Update

Activity ID	Activity Name	Start	Finish	Performance % Complete	Budgeted Total Cost	Planned Value Cost (PV)	Earned Value Cost (EV)	Actual Total Cost (AC)	CPI	SPI
CENTRAL SUBWAY PROJECT										
		03-Jun-03 A	14-Dec-21	70.58%	\$1,578,300,003.07	\$1,434,613,518.99	\$1,114,300,424.39	\$1,094,840,180.76	1.02	0.78
	Preliminary Engineering Phase	03-Jun-03 A	07-Jan-10 A	100%	\$46,542,061.34	\$46,542,061.02	\$46,542,061.02	\$46,542,060.53	1.00	1.00
	Final Design	08-Jan-10 A	17-Jun-13 A	100%	\$115,075,987.10	\$115,075,987.06	\$115,075,987.06	\$113,950,952.17	1.01	1.00
	Light Rail Vehicles	15-Apr-13 A	20-Aug-19	8.25%	\$26,385,653.00	\$26,385,653.00	\$2,177,131.58	\$2,979,594.58	0.73	0.08
	Real Estate	01-Aug-08 A	26-Jul-17	82.4%	\$32,140,417.71	\$37,405,895.00	\$30,822,332.40	\$30,626,115.53	1.01	0.82
	Construction Phase	03-Jan-10 A	19-Aug-20	68.43%	\$1,349,149,981.09	\$1,209,203,922.91	\$920,282,912.33	\$900,741,467.95	1.02	0.76
	Construction Support and Costs	03-Jan-10 A	19-Aug-20	58.74%	\$200,691,639.09	\$123,084,579.82	\$117,409,071.92	\$124,039,623.09	0.95	0.95
	Construction Utility Contract #1- MOS & Portal CH-1250	04-Jan-10 A	23-May-11 A	100%	\$11,968,150.00	\$11,968,150.00	\$11,968,150.00	\$11,968,150.00	1.00	1.00
	Construction Utility Contract #2 - UMS CH-1251	12-Jan-11 A	15-Oct-12 A	100%	\$20,794,582.00	\$20,794,582.00	\$20,794,582.00	\$20,669,081.47	1.01	1.00
	Construction Tunnels CH-1252	08-Jun-11 A	28-Jul-17	99.44%	\$235,719,210.00	\$251,068,967.23	\$249,672,040.28	\$233,589,321.81	1.07	0.99
	Construction CH-1300	03-Jun-13 A	24-Sep-19	60.44%	\$879,676,400.00	\$602,277,643.86	\$520,439,068.12	\$510,475,291.59	1.02	0.65
	Unallocated Contingency	26-Jun-19	10-Dec-19	0%	\$9,005,902.83	\$0.00	\$0.00	\$0.00	0.00	0.00
	Project Management	10-Dec-19	14-Dec-21	0%	\$0.00	\$0.00	\$0.00	\$0.00	0.00	0.00

Earned Value Analysis and Definitions

SPI is a measure of schedule efficiency on a project. It is the ratio of earned value (EV) to planned value (PV). A SPI equal to or greater than one indicates more work was completed than planned and a value of less than one indicates less work was completed than planned. A value of less than 0.9 is unfavorable.

CPI is a measure of cost efficiency on a project. It is the ratio of earned value (EV) to actual cost value (AC). A CPI equal to or greater than one indicates a cost under run and a value of less than one indicates a cost overrun. A value of less than 0.9 is unfavorable.

The following earning rules are established for each of the phase:

Cost Element Group	Planned Value (Primavera)	Earned Value (Primavera)	Actual Cost (SFMTA Cost Accounting (SAP))
Prelim. Engineering	Expenditure Plan Level of Effort (LOE)	Equals to Planned Value (LOE)	Time Keeping; Vendor Accruals and Invoices
Final Design	Expenditure Plan Level of Effort (LOE)	Equals to Planned Value (LOE)	Time Keeping; Vendor Accruals and Invoices
Procurement	Planned Delivery Date	Actual Delivery Date	Time Keeping; Vendor Accruals and Invoices
Real Estate	Expenditure Plan Level of Effort (LOE)	Equals to Planned Value (LOE)	Time Keeping; Vendor/ Material Accruals and Invoices
Construction	Schedule of Work	% Complete* x Budget at Completion (BAC)	Vendor Accruals and Invoices
Sub-Total	Performance Measurement Baseline (PMB)	Total Earned Value	Total Actual Cost
Below the Line	+ Contingency		
Total	Approved Budget		

6. FUNDING SUMMARY

The Funding Available Table below shows the total awarded funds to date vs. the total committed funds from the Project's seven funding sources.

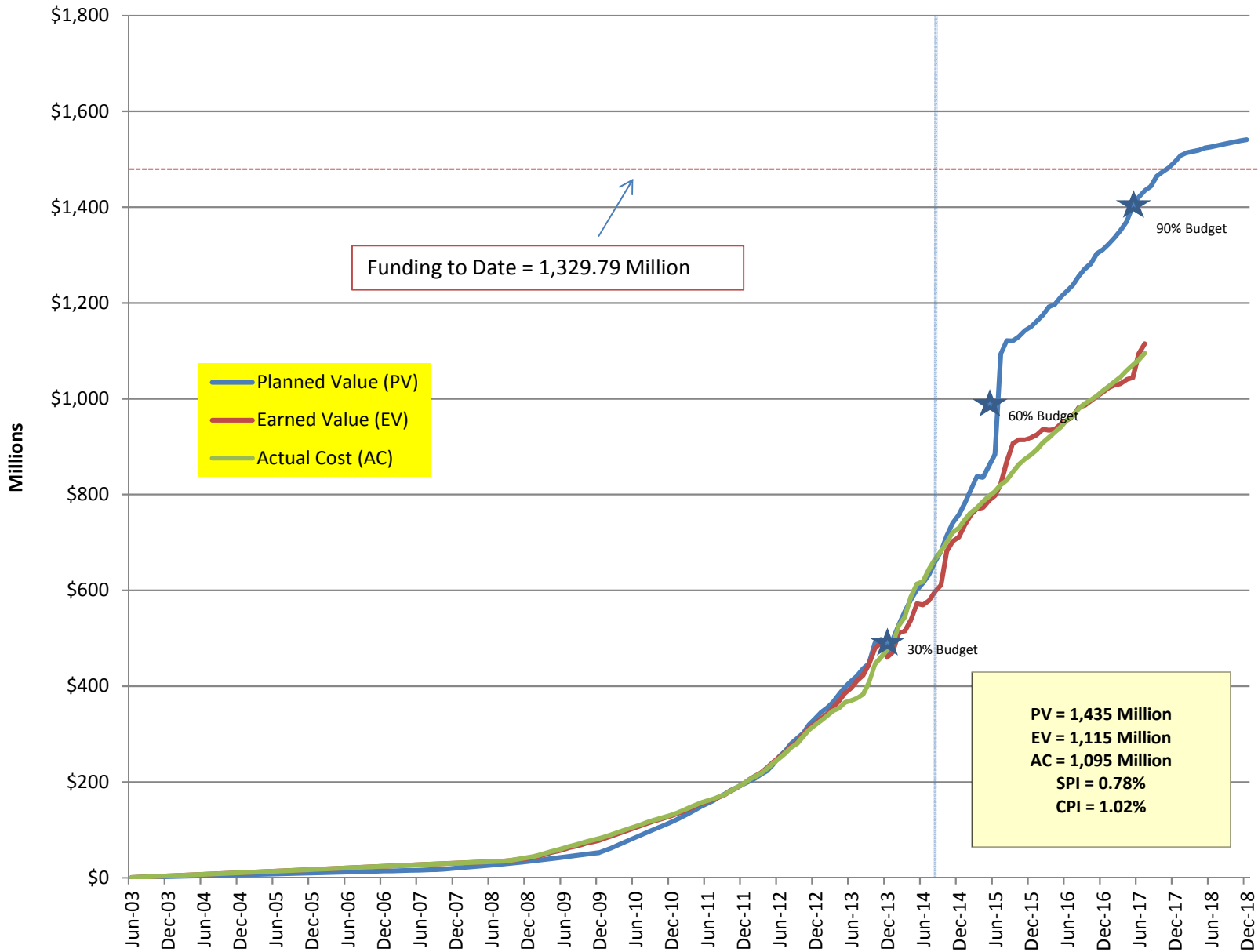
Funding Available Table		
	Funding	
	Committed Funding Sources	Total Awarded Funds to Date
Federal		
Sect. 5309-NS	\$942,200	\$769,196
CMAQ	\$41,025	\$41,025
Federal Subtotal	\$983,225	\$810,221
State		
TCRP	\$14,000	\$14,000
State RIP	\$88,000	\$12,498
Prop. 1B (I-Bond) PTIMSE	\$307,792	\$307,792
Prop. 1A (HSR-Bond)	\$61,308	\$61,308
State Subtotal	\$471,100	\$395,598
Local		
Prop. K	\$123,975	\$123,975
Local Subtotal	\$123,975	\$123,975
CPT 544 Total	\$1,578,300	\$1,329,794

7. LIST OF COST REPORTS

- 7.1 Program Project Budget
- 7.2 Earned Value Cash Flow
- 7.3 Contingency Drawdown Curve
- 7.4 Summary Contingency Management Trend Report
- 7.5 Detail Contingency Usage Report
- 7.6 Budget Revisions: Report sorted by Construction Packages & Soft Costs
- 7.7 Project Budget & Expenditure Report: Sorted by SCC Summary
- 7.8 Budget & Expenditure Report: Sorted by SCC Details
- 7.9 Detail Monthly Expenditure Report: grouped by Project Phase
- 7.10 Cost Report Notes

A. Central Subway Project						
Project	Name	Amount	PM	Funding Source	Reporting	Cost Report Notes
1	CPT544 Central Subway Project	\$1,578,300,000	J. Funghi	62% Fed, 30% State, 8% Local	yes	1
Total:		\$1,578,300,000				
B. Related SFMTA Capital Improvement Projects						
Project	Name	Amount	PM	Funding Source	Reporting	
2	CPT690 TBM Retrieval Shaft Relocation	\$9,700,000	Funghi/Magyar	MTA Operating Funds	no	2
3	CPT718 Chinatown Metro Plaza	\$6,980,000	J. Funghi	Transbay Redevelopment	no	3
4	CPT665 Central Subway Project - Goodwill	\$2,367,750	K. Magyar	I-Bond Interest	no	4
5	CPT705 MOH - Broadway/Sansome	\$8,000,000	K. Magyar	MTA Operating Funds	no	5
Total:		\$27,047,750				
C. Central Subway Project - Project Offset Credits						
	From	Amount	Index	Notes	Reporting	
1	2009-2016 Utility Co. - Form B Reimbursement	\$12,227,954	--	Construction contracts	yes	6
2	2017-2019 PG&E - Power Feed Reimbursement	\$7,624,540	--	Not yet bill PG&E	yes	7
3	6/26/2013 BART Elevator	\$90,000	68CPT544135B	Not yet rec'd BART Funds	yes	8
4	11/6/2013 Tutor Perini - CAD Files	\$2,500	68CPT5441236	Deposit to Design Index	yes	9
5	1/27/2014 SFPUC - Sewer Main	\$2,925,296	68W251	Certified in Contract 1300	yes	10
6	8/27/2014 SFMTA Traffic Effectiveness Project funded	\$694,651	68W324/686D42	Contract 1252 CMod #40	yes	11
7	9/27/2014 SFPUC - 24" Water Main	\$328,857	68CPT544135A	Contract 1252 CMod #41	yes	12
8	2/15/2015 Chinatown Plaza Construction Estimate	\$75,000	68CPT7181341	Contract 1300 CMod #6	yes	13
9	3/27/2015 SFPUC - 24" Water Main Additional Work	\$112,102	68W409	Contract 1252 CMod #48	yes	14
10	3/15/2016 Support for North Beach Restoration, OCS and Streetlighting	\$155,468	68T7373342D2/D3	Contract 1252 CMod #51	yes	15
11	6/27/2016 DPW - MOU for Water Line above YBM Station	\$438,218	68W592	Contract 1300 CMod #20	yes	16
Total:		\$24,674,586				

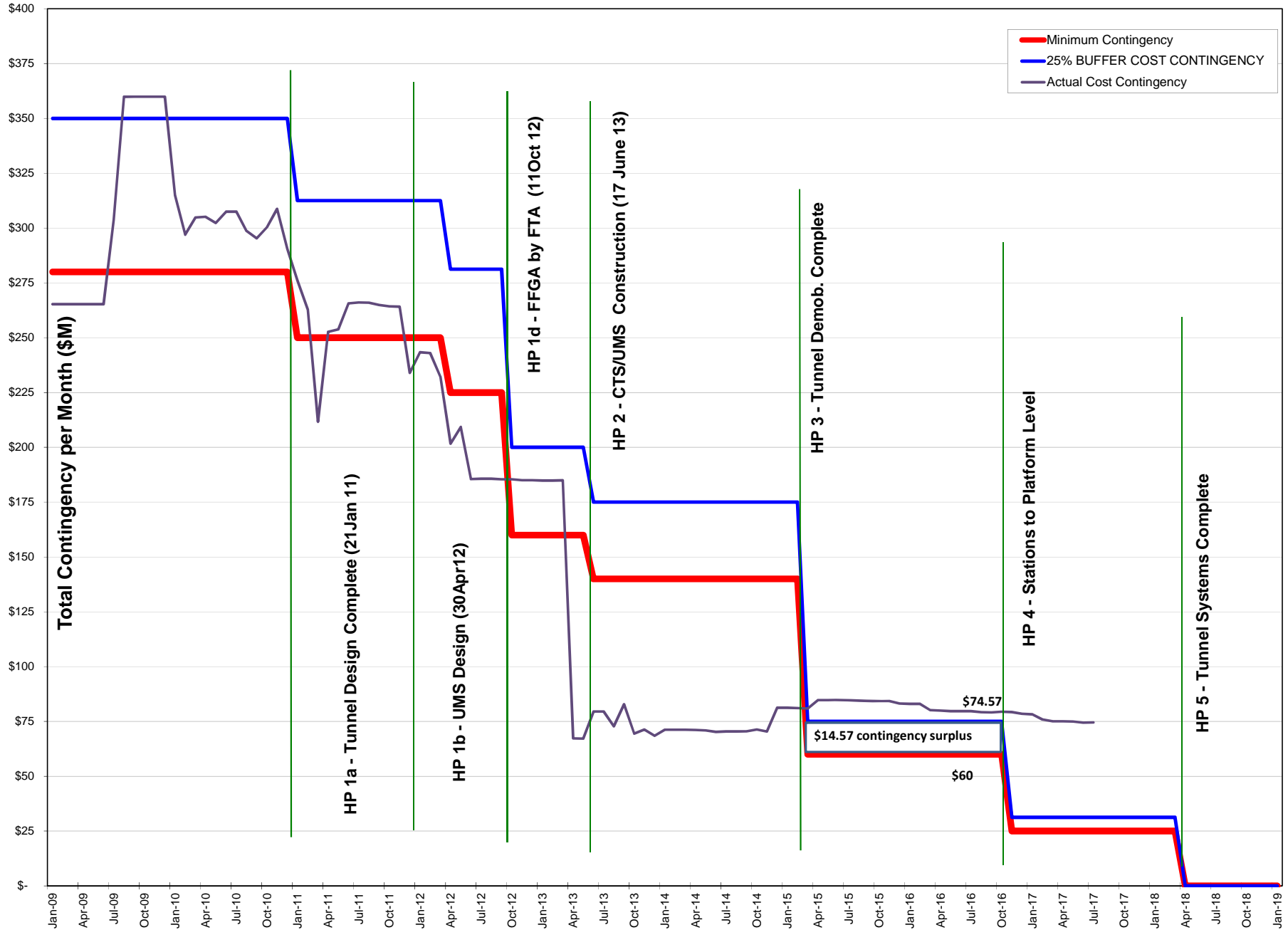
Earned Value Cash Flow Curve



Funding to Date = 1,329.79 Million

PV = 1,435 Million
EV = 1,115 Million
AC = 1,095 Million
SPI = 0.78%
CPI = 1.02%

Cost Contingency Drawdown



COST ELEMENT	CONTRACT COST					CONTINGENCY					BUDGET	VARIANCE	Cost Report Notes	
	ORIGINAL CONTRACT VALUE / September 2013 SUPPLEMENTAL BUDGET	APPROVED CHANGES	CURRENT CONTRACT VALUE	POTENTIAL CHANGES	ESTIMATE AT COMPLETION (EAC)	ORIGINAL CONTINGENCY / Sep 2013 SUPPLEMENTAL CONTINGENCY (Exclude CN 1250 & CN1251)	CONTINGENCY ADJUSTMENT TRANSFERS	REVISED AUTHORIZED CONTINGENCY (Exclude CN1250 & CN1251)	REMAINING CONTINGENCY AFTER APPROVED CHANGES DEDUCTED [h - b]	REMAINING CONTINGENCY AFTER POTENTIAL CHANGES DEDUCTED [i - d]	ORIGINAL CONTRACT VALUE + REVISED AUTHORIZED CONTINGENCY [a + h]	BUDGET - ESTIMATE AT COMPLETE [j - e]		
	a	b	[a + b]	d	[c + d]	f	g	h	i	j	j	k		
SCC 10-50 CONSTRUCTION CONTRACT PACKAGES														
1250	UTILITY RELOCATION PACKAGE #1 <i>Contract 1250 Department of Technology</i>	9,273,939	2,694,211	11,968,150		11,968,150	1,953,377	740,834	2,694,211		11,968,150		17	
		166,756		166,756		166,756					166,756			
1251	UTILITY RELOCATION PACKAGE #2 <i>Contract 1251 Department of Technology</i>	16,832,550	3,836,531	20,669,081		20,669,081	5,367,297	(1,530,766)	3,836,531		20,669,081		18	
		75,615		75,615		75,615					75,615			
1252	GUIDEWAY TUNNEL	233,584,015	1,494,770	235,078,785	20,000	235,098,785	23,658,464	(21,328,979)	2,329,485	834,715	814,715	235,913,500	814,715	19
1300	STATIONS	839,676,400	7,726,806	847,403,206	19,915,878	867,319,084	20,000,000	20,000,000	40,000,000	32,273,194	12,357,316	879,676,400	12,357,316	20
	1253 UNION SQUARE/MARKET ST STATION [JMS]	294,030,590	2,353,534	296,384,124	10,889,901	307,274,025	5,000,000	15,000,000	20,000,000	17,646,466	6,756,565	314,030,590	6,756,565	
	1254 CHINA TOWN STATION [CTS]	247,567,810	2,964,460	250,532,270	5,545,269	256,077,539	5,000,000	5,000,000	10,000,000	7,035,540	1,490,271	257,567,810	1,490,271	21
	1255 YERBA BUENA/ MOSCONE STATION [YBM]	158,089,000	309,825	158,398,825	2,670,957	161,069,782	5,000,000		5,000,000	4,690,175	2,019,218	163,089,000	2,019,218	
	1256 SURFACE TRACKWORK & SYSTEMS [STS]	139,989,000	2,098,986	142,087,986	809,752	142,897,738	5,000,000		5,000,000	2,901,014	2,091,262	144,989,000	2,091,262	
OTHER		31,233,501		31,233,501	0	31,233,501	1,160,000	1,060,000	2,220,000	1,160,000	1,160,000	33,453,501	1,160,000	XX
SCC 10 - 50 Construction Sub-total		1,130,842,776	15,752,318	1,146,595,094	19,935,878	1,166,530,972	44,818,464	(1,328,979)	44,549,485	34,267,909	14,332,031	1,181,923,002	14,332,031	
SCC 60-80 SOFT COSTS PACKAGES														
60	ROW, LAND, EXISTING IMPROVEMENTS	36,511,799	(4,265,478)	32,246,321		32,246,321	1,000,000	(1,000,000)	0	0	0	32,246,321	0	22
70	VEHICLES	24,108,712	(10,799,712)	13,309,000		13,309,000	2,276,941	10,799,712	13,076,653	13,076,653	13,076,653	26,385,653	13,076,653	23
80	PROFESSIONAL SERVICES	310,518,041		310,518,041		310,518,041	18,221,079		18,221,079	18,221,079	18,221,079	328,739,120	18,221,079	
SCC 60 - 80 Construction Sub-total		371,138,552	(15,065,190)	356,073,362		356,073,362	21,498,020	9,799,712	31,297,732	31,297,732	31,297,732	387,371,094	31,297,732	
SCC 90	UNALLOCATED CONTINGENCY						3,845,945	5,034,457	8,880,402	9,005,903	9,005,903	9,005,903	9,005,903	24
TOTAL		1,501,981,328	687,128	1,502,668,456	19,935,878	1,522,604,334	70,162,429	13,505,190	84,727,619	74,571,544	54,635,666	1,578,299,999	54,635,666	
											Total Project Budget	1,578,300,000	25	
											Estimate At Completion	1,522,604,334	26	
											Variance	54,635,666	27	

Note #17 - Adjusted Contract 1252 Guideway Tunnel contingency "column g" to reflect construction contract modifications #20, #40, #41, #48 and #51 were funded by other funding sources.

Contract Modification/Trend Log - Contract 1252 Tunnel

Awarded NTE Amount: \$233,584,015.00
Substantial Completion: 4/15/2015

Revised NTE Amount \$235,078,784.60
Revised Substantial Completion 4/15/2015

Contract Modifications				Amount	
No.	Description	SCC Code	COR/PCC No.	CMod	Contract NTE
1	Amendment of Insurance Requirements		n/a	\$0.00	\$233,584,015.00
2	Amendment of General Liability Insurance Requirements		n/a	(\$3,040,713.00)	\$230,543,302.00
3	Relocation of PG&E Ductbank & Removal/Reinstall TODCO Scaffolding		CORs 10 & 29	\$6,633.37	\$230,549,935.37
4	Investigate 48" Pipe at UMS S. Headwall		PCC 9	\$75,000.00	\$230,624,935.37
5	LB/MOS Oil Filled Pipe Abatement and MOS Asbestos Pipe Abatement		CORs 7, 22 & 27	\$23,912.54	\$230,648,847.91
6	Arch. Support at MOS Station N. Headwall		COR 12	\$16,892.96	\$230,665,740.87
7	Revisions to MOS N. Headwall Elevation		PCC 1	\$20,358.23	\$230,686,099.10
8	UMS Reduced Duration		COR 21	\$0.00	\$230,686,099.10
9	48" Pipe Investigation and Removal at the UMS Headwalls		PCC 11	\$150,000.00	\$230,836,099.10
10	PG&E Impacts to Launch Box and Flagger		CORs 6 & 41	\$8,618.96	\$230,844,718.06
11	Bart Annex Wall		PCC 7	\$15,500.00	\$230,860,218.06
12	LB - Concrete Manhole and Slurry Pipe Removal		COR 38	\$3,820.84	\$230,864,038.90
13	Retrieval Shaft - Pipe/Duct Bank Removal		CORs 31, 47, 50, 58, 66	\$9,908.04	\$230,873,946.94
14	MOS - 16"Pipe Removal @ N/S Headwalls		CORs 39, 44	\$4,551.99	\$230,878,498.93
15	MOS - S. Headwall Asbestos Pipe Abatement		COR 26	\$27,629.64	\$230,906,128.57
16	UMS Utility Removal/Construct Wall		CORs 46, 48, 68	\$21,150.28	\$230,927,278.85
17	MOS – 16" Steel Pipe Removal at N/S Headwalls/Enlarge Tie-In Hole		CORs 73, 76, 81	\$5,056.63	\$230,932,335.48
18	SFWD Support Work		PCC 13	\$20,000.00	\$230,952,335.48
19	Additional BART Instrumentation		PCC 6	\$307,860.75	\$231,260,196.23
20	Relocation of Retrieval Shaft		PCC 10	\$5,150,000	funded by CPT690
21	Columbus Ave. Restoration		NA	\$261,057.00	\$231,521,253.23
22	LB - Jet Grout Quantity Overrun		COR 070	\$599,900.00	\$232,121,153.23
23	Old Navy - Comp. Grout DSCs		COR 079	\$259,373.00	\$232,380,526.23
24	SFWD Excavation, Support and Backfilling		PCC 13	\$13,982.00	\$232,394,508.23
25	Cross Passage 5 - VECP		COR 087	(\$2,674.00)	\$232,391,834.23
26	Various CORs		CORs 9, 24, 37, 45, 51, 61, 71, 77, 83, 99	\$73,700.00	\$232,465,534.23
27	MOS – Reroute traffic signal lines / Equipment Standby		CORs 11, 17	\$80,719.00	\$232,546,253.23
28	PCC 12 - Comp.Grout Mtls., Accel. at R. Shaft, Haz. Mtls @ R.Shaft, Obst. at CSM panel W6 (NTE Amount CMod)		FA CoS 006, 007, 008, 009	\$81,937.00	\$232,628,190.23
29	AWSS Conflict with Water Line, AWSS Restraining at Launch Box, AT&T Vault Conflict with Sewer Main		COR 1, 2, 3	\$73,045.00	\$232,701,235.23
30	MOS Headwall End-stops		COR 018	\$144,000.00	\$232,845,235.23

Connecting people. Connecting communities.

31	Launch Box - Slurry Wall Obstructions		COR 32, 34, 42, 43, 62, 65, 67	\$234,438.00	\$233,079,673.23
32	COR 8 + Markup - Associated w/ COR 001, COR 002, and COR 003		COR 1, 2, 3, 8	\$168,000.00	\$233,247,673.23
33	LB - Pre-Excavation for Slurry Walls		COR 015	\$125,000.00	\$233,372,673.23
34	Modifications to Tunnel Alignment at Market Street - Initial Design Costs		PCC 012 Part 1	\$39,930.00	\$233,412,603.23
35	Deleted AWSS Work at Union St. and Columbus Ave.		PCC 015	(\$187,181.00)	\$233,225,422.23
36	Curb Ramp Work at NE Corner of 4th and Harrison Streets (Force Account)		FA CO 011	\$5,023.00	\$233,230,445.23
37	Staging Yard Hazardous Material		COR 30, 54, 75	\$401,933.00	\$233,632,378.23
38	Modifications to AWSS Facilities at 4th and Bryant Streets		PCC 014	\$35,925.00	\$233,668,303.23
39	MOS N. Headwall Impacts, LB – Jet Grout Overrun		COR 85, 70	\$240,333.00	\$233,908,636.23
40	Culvert, Street & Sidewalk Restoration in N.Beach (includes QC testing)		PCC 20	\$694,651.00	funded by TEP
41	Install Water Main in North Beach		PCC 20	\$328,860.00	funded by SFPUC
42	UMS - Shoring Impacts due to 48" ATT Pipe at SW Headwall		COR 069	\$29,463.00	\$233,938,099.23
43	UMS Tangent Pile SRB-H DSC, UMS Jet Grout Column No. 18 DSC		COR 096, COR 102	\$60,870.00	\$233,998,969.23
44	Subcontractor Substitution		NA	\$0.00	\$233,998,969.23
45	Modifications to Tunnel Alignment - Construction Costs		PCC 12	\$883,693.00	\$234,882,662.23
46	MOS 20" Conflict with 16" AWSS @ South Headwall		COR 082	\$28,160.00	\$234,910,822.23
47	CDF Encasement on 42" RCP		COR 005	\$95,000.00	\$235,005,822.23
48	North Beach Water Main Additional Work		PCC 20	\$112,102.20	funded by SFPUC
49	Various CORS and FACOS; FACO 13-15, 17-19; COR 116, 118-121		FACO 13-15, 17-19; COR 116, 118-121	\$180,010.41	\$235,185,832.64
50	Contract Milestone Changes			\$0.00	\$235,185,832.64
51	PCC 020 - Supp 1 - North Beach Restoration, OCS and Streetlighting			\$155,468.17	funded by TEP
52	PCC 19 - Piping, Conduit and Casing at 4th Street Portal			\$11,678.00	\$235,197,510.64
53	COR 117 - Retrieval Shaft Impacts			\$30,278.08	\$235,227,788.72
54	Material Hardness at the Retrieval Shaft			\$166,182.81	\$235,393,971.53
55	PCC 020 - Supp 2 - North Beach Sewer Work			\$19,730.14	\$235,413,701.67
56	Deleted Water Utility Replacement/Water, Sewer, MRY and AWSS Design Changes		PCC 24, 28	(\$15,259.00)	\$235,398,442.67
57	YBM Concrete Overpour and Jet Grout at Headwalls		COR 072	(\$84,509.00)	\$235,313,933.67
58	Credit - Delete AWSS Material Supply			(\$201,288.32)	\$235,112,645.35
59	Credit - 1 No. AMTS Unit			(\$33,860.75)	\$235,078,784.60
Sub Total:				\$1,494,769.60	

Pending Contract Modifications		SCC Code	COR/PCC No.	Estimated	
Description				Amount	Time
I	Other Pending Contract Modifications		Cmod # TBD	\$20,000.00	
Sub Total:				\$20,000.00	

Contract Modification/Trend Log - Contract 1300 Stations

Awarded NTE Amount	\$839,676,400	\$847,403,206
Substantial Completion	2/10/2018	2/10/2018

Potential Changes	UMS	CTS	YBM	STS	COST REPORT NOTES
Change Order - Pending	10,889,901	5,545,269	2,670,957	809,752	28
CTS COR 372 DSC Potholing @ N Acces		9,846			
CTS COR 824 Multiple Setups, Standb		1,384			
CTS COR 994 FACO#01,10,11 & Alw 13		26,319			
CTS PCC 43 Removal of Bus Bulb		15,180			
CTS-Plaza Surface Level Struct Mods		(10,337)			
STS COR #229 Multi E Util Conf w N				7,656	
STS COR #296 Mult E Util Confl AWSS				44,450	
STS COR #89 Extra Sewer Work				15,561	
STS COR 074 AWSS Offset/Sewer Demo				93,763	
STS COR 100 DSC Zayo PVC Conf w SW				4,070	
STS COR 254 DSC 4" Confl w 36" FM				22,667	
STS COR 258 WD/PVC Conflict				76,194	
STS COR 476 Conc DB Conf w/ FH				20,197	
STS COR 484 New WD & AWSS Alignment				11,410	
STS COR 520 Lat Conf AWSS				3,835	
STS COR 523 AV & GV on 8" WD Main				1,236	
STS COR 558 CB in conf w AWSS				862	
STS COR 639 Util conf w/ 12" AWSS				27,197	
STS COR 641 SW delay due to conf ut				9,114	
STS COR 665 Ov prd Lit Pl fdn in				899	
STS COR 688 Ukn Piers /conct N 12"				715	
STS COR 823 Unkn Brck Ctch Basin				1,718	
STS COR 969 Mv Stl Plts L Frm Twnsd				389	
UMS COR 389 4" Steel line asbestos	951				
UMS PCC 039 12inch Waterline Confl	336,236				
UMS-FACO #32 8" Waterline Conf NDSC	58,672				
YBM COR 1106 Impediment at Pnl P-88			1,897		
YBM COR 711 Conduit for AC Swichgea			7,004		
YBM COR 806 Stair 1 embed submittal			(9,611)		
YBM COR 86 AT&T Side Sewer Conflict			156,831		
YBM PCC 131 Add Rec Room CN316			1,036		
YBM PCC 138 Add Rec Room SU310			842		
YBM-AT&T Changes Conduit Radius			5,126		

Contract Modification/Trend Log - Contract 1300 Stations

Awarded NTE Amount	\$839,676,400	\$847,403,206
Substantial Completion	2/10/2018	2/10/2018

	UMS	CTS	YBM	STS	COST REPORT NOTES
Change Order Request (COR)					
CTS COR 1013 CTS Setlmt Mitigation		20,001			
CTS COR 1016 Locate Water Leak		4,538			
CTS COR 1031 Add Fire Hose Valves		14,896			
CTS COR 1051 Oroville Dam Emergency		0			
CTS COR 1061 S Pltfrm Unstable Grnd		150,000			
CTS COR 1079 Defective Specs		3,021,262			
CTS COR 1084 Raceways to Mach Rms		0			
CTS COR 1086 FP Deluge Valve		0			
CTS COR 1107 Compensation Grout		0			
CTS COR 1111 Rev to Platform Cavern		10,001			
CTS COR 1137 DSC Obstruction at Pan		119,158			
CTS COR 1157 Stringer Support Embed		10,001			
CTS COR 1159 Change Escalator 1 & 2		3,144			
CTS COR 1175 Compensation Grout Set		10,001			
CTS COR 1177 NDSC Unknown Utilities		25,000			
CTS COR 1186 Unknown 1" Water Serv		5,000			
CTS COR 200 Dr & Dr Hrdwre for GFRC		7,797			
CTS COR 255 Additional Instruments		429,777			
CTS COR 299 Removal of Interim SW		18,253			
CTS COR 324 Strt to Beam Con@ G/L7		5,374			
CTS COR 350 Obnoxious Hydrocar Odor		120,889			
CTS COR 408 MSX Termination		191,291			
CTS COR 437 Unanticipated Elec @ Sh		50,001			
CTS COR 445 3x5 w/ HDPE/PVC Inside		10,001			
CTS COR 526 Connection b/t Wall & D		25,001			
CTS COR 527 Connection b/t Wall/Dec		40,939			
CTS COR 529 Rock Mass at Elev 37'		25,001			
CTS COR 568 CMOD 019 Reservations		35,001			
CTS COR 583 Elev 1-4 SFFD monitor		53,619			
CTS COR 659 Add Grts at Sta Ag glas		1,537			
CTS COR 679 GI Cutos & Add Sp hds		23,450			
CTS COR 681 Crss Cut Cvrn SEM Excvn		60,001			
CTS COR 686 Es & Gls Enc Slf Clning		6,716			
CTS COR 722 Elv 1-4 OH Str Host Bms		23,823			

Contract Modification/Trend Log - Contract 1300 Stations

Awarded NTE Amount	\$839,676,400	\$847,403,206
Substantial Completion	2/10/2018	2/10/2018

	UMS	CTS	YBM	STS	COST REPORT NOTES
CTS COR 723 Strc Gls Asse Add Desig		0			
CTS COR 780 Aded Frit on Roof Panls		19,229			
STS COR 014 Addtl MNHS for 78" SW				27,500	
STS COR 1022 2" Traffic Sgnl Condui				1,428	
STS COR 1030 1" Water line in Confl				2,500	
STS COR 1032 Lenox-TMC Design Cnflc				0	
STS COR 1045 78" Conc Cap Repair				19,050	
STS COR 1085 AWSS Conflct w/ 36" Swr				16,233	
STS COR 1091 Conc Footing & PVC				1,550	
STS COR 1097 21" Sewer Bulkhead				13,338	
STS COR 1099 Cnflct with 24" casing				20,000	
STS COR 1100 E Swr Cnflct w/ 18" HDP				5,000	
STS COR 1104 Unkwn Aluminum Pipe				5,000	
STS COR 1115 Unkwn Conc Impdng AWSS				5,000	
STS COR 1116 Live Ductbank in Cnft				15,000	
STS COR 1119 48" Corrg Pipe Cnflc				19,306	
STS COR 1140 Pothole 12" AWSS				4,481	
STS COR 1141 Unkn Conc Subgrade				584	
STS COR 1142 Remove Catch Basin				1,722	
STS COR 1147 Utility Conflict				10,000	
STS COR 1150 Unkwn 18" Stl Line				25,000	
STS COR 1173 Existing DB Conflict				1,156	
STS COR 1179 Exst Pipes FM				5,000	
STS COR 1180 Unkwn Conc 10" FM				5,000	
STS COR 1189 Unkwn 12" AWSS Offset				10,000	
STS COR 1194 Unkwn MH Incor MH				10,000	
STS COR 1196 Delay Pavement SFWD				10,001	
STS COR 1201 Unkwn Stl Conduits				25,000	
STS COR 1212 Reloc Exst 10" SSFM				10,771	
STS COR 1225 Two Unkn Stl Lines				2,500	
STS COR 1231 Shallow PG&E DB				25,000	
STS COR 1233 Ext RR Ties Confl Sewer				2,500	
STS COR 1234 Lvl 3 DB Confl w Pavmt				25,000	
STS COR 1236 Multi Ext Utilites Pav				50,000	
STS COR 220 DSC Relocate MRY DB&Vlt				0	

Contract Modification/Trend Log - Contract 1300 Stations

Awarded NTE Amount	\$839,676,400	\$847,403,206
Substantial Completion	2/10/2018	2/10/2018

	UMS	CTS	YBM	STS	COST REPORT NOTES
STS COR 297 TC for Track Work at 4t				150,001	
STS COR 402 3x5 SW Confl w/ VCP SW				10,001	
STS COR 404 Contam Soil in MRY DB				18,893	
STS COR 406 Addtl TC at 4th/King				675,001	
STS COR 455 Conflicts w/ 8" WD Line				10,001	
STS COR 456 Conflicts w/ MRY Poles				20,001	
STS COR 475 Removal of Fiber Optic				1,101	
STS COR 488 Tunnel Track Alignment				50,001	
STS COR 500 Tunnel Monuments				5,001	
STS COR 609 Damaged MRY Conduit				14,626	
STS COR 675 Dct bnk & 3" Gas Line				10,001	
STS COR 682 Shtdown #1 Rail Mods				9,432	
STS COR 683 Gas Ln & unkn Duct Bank				5,001	
STS COR 694 Tr Rts in con/car pipes				5,001	
STS COR 699 Dct Bnk in Cnf w 36"FM				25,895	
STS COR 700 RFI-00795.1				142,836	
STS COR 702 Brk Cs Bsn cnct w N Cuv				5,001	
STS COR 737 Dct Bnk infc w AT&T Rem				5,001	
STS COR 788 Add Basin & Culvert				28,843	
STS COR 796 Woodn Piers Woodn Beams				10,001	
STS COR 826 DSC Swr Cap & I Beams				10,001	
STS COR 844 4th & King Trcwrk Shtdn				705	
STS COR 846 Util Conf w/ 78" SW Crw				11,225	
STS COR 849 brk Pen incof w 78" Swr				2,501	
STS COR 855 Flooded Subgrade				20,001	
STS COR 865 Sd Swr Mnhl & 15" Sw Ln				15,001	
STS COR 873 Ex L3 DcBnk Incn Pv Ren				12,096	
STS COR 874 Inter Loc of MRY Dc Bk				20,001	
STS COR 890 Ex Pll Box Incon Crb Rm				3,001	
STS COR 894 Ins I Bm for 3648 Shor				1,246	
STS COR 909 PGE Gas Interruption				50,001	
STS COR 919 Add Feather to Hg Csts				10,001	
STS COR 920 Hoist Beam Supports CP5				(1,932)	
STS COR 921 Exi Cond Clu incon/ Swr				6,001	
STS COR 924 Ovpod Con inconf Catbsn				2,540	

Contract Modification/Trend Log - Contract 1300 Stations

Awarded NTE Amount	\$839,676,400	\$847,403,206
Substantial Completion	2/10/2018	2/10/2018

	UMS	CTS	YBM	STS	COST REPORT NOTES
STS COR 926 E TS conduits conf w pa				10,001	
STS COR 927 E Gas Conf w N CB				3,001	
STS COR 930 SW Cracks Conf w Grout				5,001	
STS COR 954 Culvert Field Investiga				20,106	
STS COR 962 4th/King Incomp Hrdwr				34,448	
STS COR 967 Lwr Lvl Can Per SFMTA				270	
STS COR 983 Ex Rbr in Cnflt w/ WL				2,500	
STS COR 995 E 3" Asbs Conduit Cnflt				979	
UMS COR 1025 Mezz Headwall Wale	57,494				
UMS COR 1041 Culvert Removal	585				
UMS COR 1044 Platform Lvl Headwall	75,271				
UMS COR 1047 Column Reinforcing	8,857				
UMS COR 1050 Pile Cap Reinforcing	3,627				
UMS COR 1052 Ellis Sewer Line	3,951				
UMS COR 1076 Unkwn Conduits & Conc	50,000				
UMS COR 110 DSC Obst. at JG Columns	2,062,420				
UMS COR 1112 8in WD Fire Service	7,500				
UMS COR 1123 Fiber Optic Cable	0				
UMS COR 1131 Missing Rebar 17 Line	5,322				
UMS COR 1199 Redesigned 12" WD Conn	47,745				
UMS COR 336 Vault on Grid Line 9	1,312				
UMS COR 339 Grout Return at Col 378	599,421				
UMS COR 403 Waterproofing at BART	63,285				
UMS COR 747 NDSC Unidnfied Con Pile	50,001				
UMS COR 798 Comp Grout Damage	50,001				
UMS COR 817 Odor at N. Concourse	100,000				
UMS COR 883 Ventilation System FCP	0				
UMS COR 892 Escalator Raceways	492,065				
UMS COR 897 Light Pole Clar.	15,011				
UMS COR 913 Machine Room Size	0				
UMS COR 914 Glass Floor Connection	0				
UMS E Vault Conflicting Pile Line	18,713				
UMS-FACO #30 NDSC Inadequate CDF	157,462				
USG COR 1037 Lead Based Paint	144,890				
USG COR 1071 Excvtion Wrk Stoppage	50,000				

Contract Modification/Trend Log - Contract 1300 Stations

Awarded NTE Amount	\$839,676,400	\$847,403,206
Substantial Completion	2/10/2018	2/10/2018

	UMS	CTS	YBM	STS	COST REPORT NOTES
USG COR 1117 Steel Bracing	0				
USG COR 1152 Fill and Metal Deck	0				
USG COR 293 Water on N.Concourse	1,832				
USG COR 779 E WI Bm Reinf Chng	6,651				
USG COR 808 Dimensions at Escalator	0				
USG COR 998 Class 1 Hazardous Soil	200,000				
YBM COR 1105 Unk UST in sidewalk			54,396		
YBM COR 1146 Traction Power Neg.			48,935		
YBM COR 1153 Escalator Equip. Mach			0		
YBM COR 1155 Live AT&T Cable Found			20,000		
YBM COR 1156 FP Deluge Panel Con.			0		
YBM COR 1195 Stair #4 Sheet Pile In			0		
YBM COR 1205 DSC Ductbank & 12" WD			50,000		
YBM COR 1208 DSC Obstructions drivi			50,000		
YBM COR 1220 Proposed Drains Mezz.			0		
YBM COR 1223 Maintenance shaft rmvb			0		
YBM COR 1226 Relocate Utility Boxes			0		
YBM COR 1228 Stair #5 Doorways at I			0		
YBM COR 1235 Painted sht metal encl			0		
YBM COR 825 Tunnel Segm Steel Fibers			172,892		
YBM COR 953 Added Condensate Drain			63,070		
YBM COR 960 N & S Head WI Rbr Chng			64,027		
YBM COR 989 Emrg Phn-Light Fixtures			15,570		
Negotiation					
Change of date range to receive art	(10,001)				
CTS - PCC #036 (CMU Wall Bracing)		19,552			
CTS COR 1014 Invt Slb Crb or Trough		5,000			
CTS COR 1035 FHC & Phns Dsgn Cnflct		10,001			
CTS COR 1053 Elv 1&2 Mach Rm Dim		10,001			
CTS COR 1070 Pltfrm Lvl Info Kiosk		10,001			
CTS COR 1128 Dir to Comp S Side		5,001			
CTS COR 582 Monitor at Agent Booth		95,958			
CTS COR 625 Added Cane Detc Rail		1,889			
CTS COR 626 Ad HSS & Plt @ H Beam		5,130			
CTS COR 627 Add HSS Col @ Tickt Mac		3,404			

Contract Modification/Trend Log - Contract 1300 Stations

Awarded NTE Amount	\$839,676,400	\$847,403,206
Substantial Completion	2/10/2018	2/10/2018

	UMS	CTS	YBM	STS	COST REPORT NOTES
CTS COR 628 Add Beams and Embeds		8,214			
CTS COR 643 Cncrt at S Pltfm Excvtm		583,623			
CTS COR 695 Mod to Grondng System		10,001			
CTS COR 706 Glas Canpy Trench Drain		10,001			
CTS COR 866 ATCS/Thals Sngl Pwr Sor		10,001			
CTS COR 899 Add Soil Samp & Testing		10,001			
CTS COR 917 Spriklr Hnging Method		50,001			
CTS COR 923 Esc Equip Room Size		10,001			
CTS COR 925 Cont Metal Ring		10,001			
CTS COR 947 Shtcrt Filr Line @ slry		10,001			
CTS COR 957 Egress Shft Opening		10,001			
CTS Delete PGE Work at Vault 732		(35,036)			
CTS PCC 001 Delete DB on Stockton		(84,018)			
CTS PCC 169 JT Config Change		48,068			
CTS PCC 207 SEM Sequencing Changes		0			
CTS PCC 98 Slurry Wall Wr Proofing		0			
CTS PCC#25 Stairs 5, 6, 7 Mods		30,387			
CTS-COR#201 Swr Line & Station Roof		46,046			
CTS-Delete Tree Planting		(3,967)			
CTS-FACO#39- Soil Testing cmPLY OAB		5,478			
CTS-PCC40 Plaza Surface Slab Pntrtn		5,525			
GEN PCC 183 Electric Power Elevator			49,186		
GEN PCC 189 Anti-Graffiti Film			103,727		
STS - Deletion of ARS (Revision 1)				(4,689,000)	
STS - OCS Pole Changes				12,706	
STS - PCC#28 Portal Dowels				(1,753)	
STS Comm and Elec Cabinets Relocati				67,221	
STS COR #88 Modify CBs and Culverts				4,395	
STS COR #92 PG&E Vault Conf 12 AWSS				55,931	
STS COR 067 FACO #41 GW Lead Filter				22,695	
STS COR 090 Subsurface Obstrc				20,452	
STS COR 091 PG&E Vault Conf 16" Wtr				40,001	
STS COR 093 12" Water Conf 12" Tee				5,001	
STS COR 094 Unknown DB Conf 12" Wtr				20,001	
STS COR 1001 Deficient Comcast Cond				5,000	

Contract Modification/Trend Log - Contract 1300 Stations

Awarded NTE Amount	\$839,676,400	\$847,403,206
Substantial Completion	2/10/2018	2/10/2018

	UMS	CTS	YBM	STS	COST REPORT NOTES
STS COR 1009 AWSS Lat Conflict				195,768	
STS COR 101 Cleaning for non-78" SW				58,906	
STS COR 1012 ATCS Work at SFMTA				10,001	
STS COR 1017 Increase Neopr Pad le				5,000	
STS COR 1032 Lenox-TMC Design Cnflc				10,001	
STS COR 1034 E live DT/MRY Ductbank				38,540	
STS COR 1038 E Unkn 18" Steel Pipe				5,000	
STS COR 1057 Rej of Traff Lght PI S				5,001	
STS COR 1072 Raised Prtl Walkway				10,001	
STS COR 1165 DSC - Unknown void				15,000	
STS COR 1172 DSC Utilities Conflict				20,000	
STS COR 164 DSC 8" AWSS Lat Conf 78				4,077	
STS COR 211 SW conf AWSS 4th/Freelo				4,561	
STS COR 367 DSC Conf w/ CP and FM				36,256	
STS COR 371 Conflicts w/ 12" AWSS				8,402	
STS COR 392 Util at 4th-Town SW MH				13,246	
STS COR 401 AWSS Layout 4th/King				31,866	
STS COR 416 Conc DB/wall/lines conf				81,783	
STS COR 447 Added Exc for SFWD POC				29,423	
STS COR 454 Addtl Conflicts w/ 8" W				90,797	
STS COR 522 Thickened Str. Stan				7,046	
STS COR 530 Tunnel Track Machine				20,064	
STS COR 533 Conc wall confl util				37,543	
STS COR 536 Util in Conf w 36" FM				66,287	
STS COR 559 Temporary Trolley Pole				5,890	
STS COR 567 Loct of Plinth Breaks				10,000	
STS COR 584 Debris confl w/ culvert				6,275	
STS COR 615 Sump Pump Pit Cover				1,064	
STS COR 621 Additional WD Exc. per				26,293	
STS COR 623 Unkn Con Structure				2,966	
STS COR 632 Omit Unist & add Anr Bt				2,180	
STS COR 633 Ligting Arrrests Signal				10,001	
STS COR 644 Wod Pier Cnf w AWSS				13,258	
STS COR 650 Asbestos conf w/ ATT DB				4,518	
STS COR 657 Tunnel Ca Bsn Dsn Chang				20,001	

Contract Modification/Trend Log - Contract 1300 Stations

Awarded NTE Amount	\$839,676,400	\$847,403,206
Substantial Completion	2/10/2018	2/10/2018

	UMS	CTS	YBM	STS	COST REPORT NOTES
STS COR 664 Threaded Dowels				10,001	
STS COR 666 Ukn Con Vlt/con N36"				10,118	
STS COR 677 Fir Supsion stnpip Mat				3,895	
STS COR 703 Tunl Wakway Expn jnts				386	
STS COR 736 Addition Rein Handholes				6,340	
STS COR 751 Db in coflct 36" FM& MH				2,311	
STS COR 755 AWSS Material Delay				8,772	
STS COR 787 AT&T Dct Bnk InCw N 36"				35,001	
STS COR 803 SFMTA External IT Feeds				10,001	
STS COR 807 Tunnel Invret Slab				13,198	
STS COR 813 Permissive Signal				10,001	
STS COR 834 Thales ATCS TC Pwr Dist				10,001	
STS COR 852 Caltrans Encrocmnt Prmt				10,001	
STS COR 880 Ex Dbk in con Ins SC				10,001	
STS COR 891 Phase 2 Pavment Renvtin				10,001	
STS COR 893 Abnd Wtr Ser @St 175+21				682	
STS COR 911 E SW Conf w 48" SW				9,636	
STS COR 929 MH Conf w SW Grout				6,033	
STS COR 931 Tree Removal				1,942	
STS COR 934 Revised Curb/Gutter				10,001	
STS COR 942 Radio Sys Prelim Design				50,001	
STS COR 948 Sidewalk Elev Change				10,001	
STS COR 958 Trk Pave Change				50,001	
STS COR 965 DB conf w 8" WL and Sle				7,470	
STS COR 970 16" WL Installation				50,001	
STS COR 974 Fldng frm Brkn Wtr Mn				10,001	
STS COR 976 Ex Unkwn Mnhl & Dct Bnk				10,001	
STS COR 979 (N) CB in Conf w/ (E) V				3,773	
STS COR 98 DSC MRY MH Conf w N CB				20,000	
STS COR 981 Ex 12" WM incorr				50,000	
STS COR 987 Unkn Utl conflt w/ (N)				40,000	
STS COR 996 Prtl WI Cnflct w/ slab				4,106	
STS COR 999 E 18" Steel Pipe Confli				10,000	
STS Existing Fuel & Transite in MRY				14,101	
STS PCC 052 Deletion of ARS Pt II				(177,246)	

Contract Modification/Trend Log - Contract 1300 Stations

Awarded NTE Amount	\$839,676,400	\$847,403,206
Substantial Completion	2/10/2018	2/10/2018

	UMS	CTS	YBM	STS	COST REPORT NOTES
STS PCC 063 Del ATT/TSIC/PGE on 4th				(36,495)	
STS PCC 084 Removal of ATT DB & Vau				142,915	
STS PCC 096 4th Street SW Slip Lini				150,001	
STS PCC 117 PDS Signs Moun Brack				50,034	
STS PCC 151 LED Street Lamps				104,516	
STS Track Switch Machine Change				391,909	
STS-FACO #48 Work Related St Lght				2,051	
UMS - DCW and Hose Bibbs	29,159				
UMS - N. Entrance Art Glass and Gla	0				
UMS - PCC #29 (Concrete Wale Suppt)	41,424				
UMS - PCC 027 (Escalator Barricade)	(9,227)				
UMS COR 1010 Emerg Phn Dsgn Conflic	5,000				
UMS COR 1023 CIP Wall Reinforcing	110,248				
UMS COR 1039 Info Kiosk Design Conf	10,001				
UMS COR 1063 UPS 2 Feeder Conductor	5,001				
UMS COR 1064 UPS Feeder Conductors	5,001				
UMS COR 1074 Traffic Signal Footing	10,001				
UMS COR 1102 New 8" WD Tie-In	61,979				
UMS COR 1135 Glass Panel Curb Reinf	5,001				
UMS COR 1139 Added Slab Dowels	5,001				
UMS COR 1149 Remove 3 Wtr Lines	1,073				
UMS COR 1161 HVAC Duct Chase	5,001				
UMS COR 1176 Deluge Panel Conflicts	10,001				
UMS COR 1183 (8) 2" Interconn Cndui	10,001				
UMS COR 1190 Mtr Pedestal at Mrkt S	10,001				
UMS COR 12 Fire Hydrant @ OFarrell	18,932				
UMS COR 1200 K Pile Waterproofing	10,001				
UMS COR 1204 Esc 8 Mec Layout SD	10,001				
UMS COR 1209 Dim Clarif ST-771	10,001				
UMS COR 1211 Wrapping Drain Pipe	10,001				
UMS COR 1227 Invert Concrete Plan	10,001				
UMS COR 1229 Granite Base Footing	10,001				
UMS COR 1230 SFWD Meter Location	10,001				
UMS COR 391 AT&T Duct Bank Conflict	25,001				
UMS COR 493 Steel Shape Inside Pile	25,001				

Contract Modification/Trend Log - Contract 1300 Stations

Awarded NTE Amount	\$839,676,400	\$847,403,206
Substantial Completion	2/10/2018	2/10/2018

	UMS	CTS	YBM	STS	COST REPORT NOTES
UMS COR 579 Elevators 1-4 SFFD	41,648				
UMS COR 636 Bi-Fold Door Tube Steel	24,911				
UMS COR 660 Added Grommets at Booth	3,253				
UMS COR 687 Trant Pipe at St 134+00	352				
UMS COR 726 Beam 213 Stair Opening	48,524				
UMS COR 770 Fiil Void Sp with CDF	1,943				
UMS COR 781 Utilty Trench Supp Slab	53,673				
UMS COR 790 Duct Bank Conflict	45,651				
UMS COR 845 Unidntfid Conc Obstrctn	6,841				
UMS COR 885 Light Pole Foundation	10,001				
UMS FACO #31 NDSC Incomplete PGE DB	165,944				
UMS FACO #38 Pile H3 & H4 Piles	15,438				
UMS Geoprobe Credit	(15,600)				
UMS MRY Duct Bank-East Conflict	41,038				
UMS PCC 078 Jet Grout at O'Farrell	11,611				
UMS PCC 103 PG&E S.light at Maiden	6,831				
UMS PCC 136 Transformer in Vault 31	9,001				
UMS PCC 150 S. HW Wale Connection	26,640				
UMS PCC 153 Geary Catch Basin	(5,370)				
UMS PCC 195 Reinf. of Wall to Slab	3,947				
UMS PCC 198 Ellis Deck Vertical Joi	22,196				
UMS PCC 213 Electrical at Ellis St.	(5,994)				
UMS PCC 222 Delete PG&E Conduits	(12,359)				
UMS PCC 246 Fiber Optic Cable	8,613				
UMS PCC 86 Headwall Pile Conflict	8,982				
UMS PCC 93 Ellis Deck Seismic Joint	82,603				
UMS Powell St. Elevator Site Hazmat	16,028				
UMS Sewer Line Conflict	744,465				
UMS Transfer Instru BART Facilities	45,280				
UMS-Relocation of Traffic Signal Co	32,275				
USG COR 1028 CMU Wall Concrete Slab	5,000				
USG COR 1109 Plaza Conc Strs Rein	10,001				
USG COR 1129 Waterproof Surface Pre	5,001				
USG COR 1171 N Cncrs Wall Connec	10,001				
USG COR 1198 Wtr Prfng Soil Nail Wa	10,001				

Contract Modification/Trend Log - Contract 1300 Stations

Awarded NTE Amount	\$839,676,400	\$847,403,206
Substantial Completion	2/10/2018	2/10/2018

	UMS	CTS	YBM	STS	COST REPORT NOTES
USG COR 259 Lead Paint on Columns	87,455				
USG COR 261 8" Wall at Grid 11B	5,632				
USG COR 274 Shear Wall at Grid 10	68,945				
USG COR 365 Elevator Hoist Beam	19,692				
USG COR 415 Glass Roof Steel Elev.	10,001				
USG COR 509 Soil Nail Shotcrete Wal	1,337,776				
USG COR 652 Elev. 1 & 2 Cond. Shaft	19,895				
USG COR 805 Fotngs 16A As Built Dim	10,001				
USG COR 882 HSS Beam Termination	10,001				
USG COR 975 N Cncrs Invert Slab Slp	5,001				
USG Door Openings in Shear Walls	41,774				
USG Hydrant Relocation on Geary St.	22,034				
USG PCC 102 Fire Horn-Strobe	44,126				
USG PCC 105 Adj to Row X and Row Y	31,108				
USG PCC 106 Edge of Slab for 8" Con	39,891				
USG PCC 107 Light Pole Footings	7,595				
USG PCC 110 Term of Built Up Colus	79,811				
USG PCC 124 Irrigation Main	20,124				
USG PCC 127 Footing Elev Suvey Diff	13,771				
USG PCC 128 Dowls of Rbar Conn Dtls	170,189				
USG PCC 133 Sheet Metal HVAC Duct	47,102				
USG PCC 134 Temp South Wall Support	90,268				
USG PCC 141 Wtrproof & Drn at P	292,754				
USG PCC 142 Storage Light & Elect.	26,085				
USG PCC 164 GL 14 Waterproofing	68,074				
USG PCC 165 Arch. Precast Support	90,705				
USG PCC 174 Fan Trench Strut Clar.	2,430				
USG PCC 186 Bollard on Ramps	28,992				
USG PCC 190 Plaza Level Slab Detail	10,409				
USG PCC 191 Column 14 A Changes	4,387				
USG PCC 31 HVAC Trench Mod.	235,133				
USG PCC 68 Ramp Barriers Handrail	35,931				
USG PCC 73 Acceleration of Work	102,203				
USG PCC 87 Tiebacks, L2, GL 14-15	219,335				
USG Removal of Existing Column	4,116				

Contract Modification/Trend Log - Contract 1300 Stations

Awarded NTE Amount	\$839,676,400	\$847,403,206
Substantial Completion	2/10/2018	2/10/2018

	UMS	CTS	YBM	STS	COST REPORT NOTES
YBM COR 1000 Added Raceway Instal			10,000		
YBM COR 1062 Elevator #3 Pit Change			10,000		
YBM COR 1151 Steel Pipe & Steel Bea			25,000		
YBM COR 1197 Unknown Slurry Encasem			10,000		
YBM COR 248 Transite pipe Folsom			10,000		
YBM COR 390 Chip Mezzanine Headwall			64,107		
YBM COR 485 Chip Concourse Headwall			39,436		
YBM COR 564 Concrete Encased PG&E			140,346		
YBM COR 705 Del bems & Embds/Ven sh			(17,893)		
YBM COR 838 Abrasive Stair Nosing			47,942		
YBM COR 841 Design Chng Stair 1 run			9,397		
YBM COR 848 Chip Invert Headwall			10,663		
YBM COR 939 Broken Water Dept. Line			47,689		
YBM COR 949 Escalator Raceways			2,500		
YBM COR 982 Fir Alarm Submtl Rej			5,000		
YBM PCC 061 Escalator Pit Provision			46,809		
YBM PCC 132 Raise Pit Floor Elev 4			88,910		
YBM PCC 159 PG&E Ductbank Changes			(3,560)		
YBM PCC 168 Swing Gates Attachment			178,172		
YBM PCC 171 Additional PTZ CCTV			5,063		
YBM PCC 182 Primers & Vents for FDs			21,843		
YBM PCC 202 YBM Mezz Light Fixtures			65,000		
YBM PCC 208 Added Conduits Invert			10,704		
YBM PCC 209 Tract Power GRS Downsiz			(15,824)		
YBM PCC 21 Delete Instrument & Monit			(50,195)		
YBM PCC 214 FHC and AR Phones			12,288		
YBM PCC 41 Install #7 Box Clementin			(12,171)		
YBM PCC 69 SW Bulb-out at Stair#1			101,733		
YBM PCC 76 AWSS, SSFM, WM Design			207,216		
YBM PCC 79 Install 12in WM to Howar			243,022		
YBM PCC 82 Delete Scope Due to Hote			(39,025)		
YBM PCC 85 Ticketing Hall Changes			57,586		
YBM PCC 97 Change Concourse Opening			33,963		
YBM PCC 99 Art Glass Changes			34,040		
Proposed Contract Change (PCC)					

Contract Modification/Trend Log - Contract 1300 Stations

Awarded NTE Amount	\$839,676,400	\$847,403,206
Substantial Completion	2/10/2018	2/10/2018

	UMS	CTS	YBM	STS	COST REPORT NOTES
CTS PCC 067 Wall Shift North Access		(1,097)			
CTS PCC 083 Switchgear Breakers		30,001			
CTS PCC 104 Water Leak NE HH		20,001			
CTS PCC 119 Pltform Lvl Wall Art In		(10,001)			
CTS PCC 120 Prov Cond-Lft-net System		0			
CTS PCC 135 Esc 5/6 Addl Supp Locs		10,001			
CTS PCC 167 Drn for GlS Canopy on E		5,001			
CTS PCC 178 Add Beams and Embeds		1			
CTS PCC 179 Added Gromets		1			
CTS PCC 180 Extra WD Work for 12" L		1			
CTS PCC 204 Shrnk Ft Prnt Emer Shft		0			
CTS PCC 231Door Hardware		8,000			
CTS PCC 233 r1 Reinf for Headhouse		0			
CTS PCC258 Start PCN before Com PCS		0			
GEN PCC 33R End Platform Gate Revisi			57,403		
STS PCC 095 Frame/Grate Change				(50,001)	
STS PCC 114 Rev1 Stdpipe & Cond				30,001	
STS PCC 121 PG&E Pnts Streetlightig				242,370	
STS PCC 160 ATCS Change Reverse Run				400,001	
STS PCC 161 Delete Plat ESPBs				0	
STS PCC 188 ATCS Pwr Src at CTS				1	
STS PCC 206 Replace CCTV equipment				(1,600,000)	
STS PCC 223 4th and King Advnc Wrk				2,000	
STS PCC 224 Addn'l Water Line Work				50,000	
STS PCC 226 Axle Counter Boxes				41,602	
STS PCC 227 Paving for Temp Roadway				20,000	
STS PCC 232 r1 WL at Welsh St				25,000	
STS PCC 236 Pavement Survey				2,000	
STS PCC 237 Bulbouts Harrison Bryant				1,500,000	
STS PCC 239 Excavate Duct Bank				15,000	
STS PCC 240 Conduit SFDT Reroute				4,000	
STS PCC 244 PDS Signs				(5,001)	
STS PCC 248 Restab Trac Pwr Ductban				20,000	
STS PCC 249 Add Water Line on 4th				25,000	
STS PCC 250 Add 2" TP Riser Conduits				20,000	

Contract Modification/Trend Log - Contract 1300 Stations

Awarded NTE Amount	\$839,676,400	\$847,403,206
Substantial Completion	2/10/2018	2/10/2018

	UMS	CTS	YBM	STS	COST REPORT NOTES
UMS Locate PG&E Conduits	20,001				
UMS MRY Duct Bank-West	54,981				
UMS PCC 118 Elevator Hoist Beams	0				
UMS PCC 122 Drain Piping Details	332,252				
UMS PCC 181 Plaza ADA Enhancements	7,500				
UMS PCC 193 Lightbox & Glazed Door	21,000				
UMS PCC 201 Door Alarm Points	10,000				
UMS PCC 212 Trouble Lights	(10,000)				
UMS PCC 215 Rmv Conduits in Casing	0				
UMS PCC 216 Waterproofing Drainage	50,000				
UMS PCC 217 POC for Drain Line	5,001				
UMS PCC 221 Slab Interaction	8,000				
UMS PCC 225 Add Two S.S. Enclosures	5,000				
UMS PCC 228 Added 2"x4" conduits	5,000				
UMS PCC 230 Ellis AT&T Work	15,000				
UMS PCC 247 Changes to RP-304	2,000				
UMS PCC 71 Rerouting of Slab Drains	(12,866)				
UMS PCC 94 Clean out MRY Ductbank	18,060				
UMS Preload Rqmt for Concourse Level	10,001				
UMS_CTS_YBM PCC 166 Escalator Req's	0				
USG PCC 101 Elev. Machine Rooms	10,000				
USG PCC 108 Con Wok chges du to DSC	10,001				
USG PCC 109 Rein Dtls for Struc Con	10,001				
USG PCC 111 Conc Cemo & Rev Con Dtl	10,001				
USG PCC 112 Glass Walk Roof System	10,001				
USG PCC 113 Elv/Esc Pit Floor Slope	10,001				
USG PCC 116 Demo Column, Const Beam	14,644				
USG PCC 123 South Wall Ground Beams	4,001				
USG PCC 125 Foot,SOG & Str St Chang	50,001				
USG PCC 129 Escalator Work Point	75,000				
USG PCC 143 Wall Conn, at GL 10/B	0				
USG PCC 144 Conc. Finishing/Repairs	150,000				
USG PCC 147 Geary Streetlight	10,000				
USG PCC 154 Trench Drain at 17 Line	1,000				
USG PCC 155 16-D Footing Demolition	18,000				

Contract Modification/Trend Log - Contract 1300 Stations

Awarded NTE Amount	\$839,676,400	\$847,403,206
Substantial Completion	2/10/2018	2/10/2018

	UMS	CTS	YBM	STS	COST REPORT NOTES
USG PCC 156 CMU Footings	25,000				
USG PCC 157 Plaza Level Vent Shaft	0				
USG PCC 158 Elev. Pit CDF Backfill	1,500				
USG PCC 175 Drainage Under Slab	0				
USG PCC 185 Wall at Line 10 and Hyd	0				
USG PCC 197 Precast Planter Pots	8,650				
USG PCC 199R-1 Delete Bm and Plntrs	5,000				
USG PCC 89 E. Light Pole Foundation	2,501				
YBM PCC 126R Changes to Kiosks			50,000		
YBM PCC 140 Stair 3, Escalators 1&2			20,000		
YBM PCC 145 Stair 7/Escalators 3, 4			20,000		
YBM PCC 148 Elev.3, 4 Hoist Beam MP			40,000		
YBM PCC 152R1 Elevator 1 & 2 changes			100,000		
YBM PCC 162 Deluge Valve Door			25,000		
YBM PCC 187R Escal. 1-4 HVAC changes			20,000		
YBM PCC 210 Elev 1&2 MRL to Hydraul			(5,000)		
YBM PCC 235 Granite Art Panel			0		
YBM PCC 252 Protect In-Slab Pipes			15,001		
YBM PCC 37 SFAC Node Sculpture			50,797		
YBM PCC 56 OCS Pole Foundations			551		
YBM PCC 59 Pavers Basis of Design			7,516		
YBM PCC 91 Concourse Beam Revision			15,000		
Approved	2,353,534	2,964,460	309,825	2,098,986	
Contract Modification					
CMod # 14 YBM COR 036, 078			58,526		
CMod #017 CTS CORs 001 053 & 069		54,322			
CMod #018 CTS PCC 012		60,248			
CMod #021 STS CORs 48/52/114/233/252				18,221	
CMod #025 - Various CORs			59,113		
CMod #026 YBM COR 072			84,509		
CMod #027 UMS PCC 092	0				
CMod #028 CTS PCC 017.1		97,743			
CMod #029 STS PCC 009.1				(143,668)	
CMod #033 CTS Various CORs		56,422			
CMod #034 CTS Various CORs		19,334			

Contract Modification/Trend Log - Contract 1300 Stations

Awarded NTE Amount	\$839,676,400	\$847,403,206
Substantial Completion	2/10/2018	2/10/2018

	UMS	CTS	YBM	STS	COST REPORT NOTES
CMod #035 STS PCC 077				11,147	
CMod #037 CTS Various CORs		8,886			
CMod #038 STS Various CORs				52,553	
CMod #039 UMS Various CORs	23,271				
CMod #040 YBM Analytical Soil Test			3,655		
CMod #049 STS DSC CORs				136,728	
CMod #050 STS DSC CORs				67,036	
CMod #053 STS DSC CORs				17,035	
CMod #1 BART Elevator Option 1 @ Pow	90,000				
CMod #10 YBM PCC 042			64,287		
CMod #11 UMS PCC 002	12,997				
CMod #12 STS Traffic Control				1,032,302	
CMod #13 CTS COR 006		57,707			
CMod #15 YBM COR 196			3,178		
CMod #16 UMS COR 184	8,261				
CMod #19 CTS COR 007, 026		2,274,225			
CMod #20 YBM PCC 047 and 45			364,562		
CMod #22 UMS PCC 045, 046	16,198				
CMod #23 UMS PCC 058	63,838				
CMod #3 CTS Work Safely Ard Power Po		25,956			
CMod #30 YBM Various CORs			334,165		
CMod #31 UMS COR 595	53,701				
CMod #32 YBM Various PCCs			92,934		
CMod #36 YBM Conflict with Waterline			14,484		
CMod #4 CTS-Force Account Change Or		130,000			
CMod #41 YBM Class 2 Conta. Material			40,250		
CMod #42 UMS Addl. Service Conduits	36,873				
CMod #43 UMS D85 Structural Pile	65,188				
CMod #44 UMS Grade 50 Steel	572,884				
CMod #46 YBM/CTS/UMS S.walk Hatches			35,489		
CMod #47 UMS Roof Deck Schedule	76,124				
CMod #48 UMS Undgrnd. Storage Tanks	97,817				
CMod #5 YBM Deletion of Comp Groutin			(1,833,869)		
CMod #51 YBM Various CORs and PCCs			24,875		
CMod #52 YBM Undgrnd. Storage Tanks			167,393		

Contract Modification/Trend Log - Contract 1300 Stations

Awarded NTE Amount	\$839,676,400	\$847,403,206
Substantial Completion	2/10/2018	2/10/2018

	UMS	CTS	YBM	STS	COST REPORT NOTES
CMod #54 UMS USG Underpinning	732,157				
CMod #55 YBM Archeological Discovery			102,734		
CMod #56 YBM Contaminated Material			106,923		
CMod #57 STS Crossover Materials				21,245	
CMod #58 STS DSC CORs				90,081	
CMod #59 CTS DSC CORs		66,592			
CMod #6 CTS Plaza Constr Supt Servi		75,000			
CMod #60 UMS USG Two Fuel Tanks	61,312				
CMod #61 YBM Various CORs			207,181		
CMod #62 UMS Wales and Waterproofing	277,714				
CMod #63 CTS DSC CORs		38,025			
CMod #64 STS DSC CORs and SFWD				52,570	
CMod #65 UMS Various CORs and PCCs	10,320				
CMod #66 STS Sewer Notching				66,949	
CMod #67 UMS Solar/Low-e Coating	23,290				
CMod #68 STS Various CORs				59,555	
CMod #69 UMS Various CORs	49,682				
CMod #70 YBM Various CORs			178,079		
CMod #71 UMS Haz and Asbestos Abate	81,907				
CMod #72 YBM COR 249. 566			74,694		
CMod #9 YBM COR 10,15,16,18,20,25			126,663		
CMod 073 - PCC 066 PB				96,516	
CMOD 24 STS PCC 23				108,053	
CMod#7 STS FACOs 016, 017 &COR 009				80,170	
CMod#8 STS PCC 006 ATT MH, PB&Trench				225,208	
STS CMod 045 PCC 008 Tunnel Lowering				107,285	
Grand Total	13,243,435	8,509,729	2,980,782	2,908,738	

7.6 BUDGET REVISIONS: REPORT SORTED BY CONSTRUCTION PACKAGES & SOFT COSTS

Report Period: July 2017

		June 2017			July 2017				
Group by Contract & SCC	CATEGORY ITEM	June 2017 Base	June 2017 Allocated Contingency	June 2017 Base + Allocated Contingency (YOE)	July 2017 Base	July 2017 Allocated Contingency	July 2017 Base + Allocated Contingency (YOE)	BUDGET TRANSFERS [June 2017] vs. [July 2017]	Cost Report Notes
10-50	CONSTRUCTION CONTRACT PACKAGES	1,147,780,594	34,267,909	1,182,048,503	1,147,655,094	34,267,909	1,181,923,003	(125,501)	
1250	UTILITY RELOCATION PACKAGE #1	12,134,906		12,134,906	12,134,906		12,134,906	0	
	Contract 1250 Form B Credit	(2,275,419)		(2,275,419)	(2,275,419)		(2,275,419)	0	
1251	UTILITY RELOCATION PACKAGE #2	20,870,197		20,870,197	20,744,696		20,744,696	(125,501)	
	Contract 1251 Form B Credit	(7,618,412)		(7,618,412)	(7,618,412)		(7,618,412)	0	
1252	GUIDEWAY TUNNEL	235,078,785	834,715	235,913,500	235,078,785	834,715	235,913,500	0	29
	Contract 1252 Form B Credit	(254,050)		(254,050)	(254,050)		(254,050)	0	
1300	CN1300 STATIONS TOTAL	847,403,206	32,273,194	879,676,400	847,403,206	32,273,194	879,676,400	0	30
1253: UMS	UNION SQUARE/MARKET STREET STATION [UMS]	296,384,124	17,646,466	314,030,590	296,384,124	17,646,466	314,030,590	0	
	UMS 1253 Form B Credit	(528,370)		(528,370)	(528,370)		(528,370)	0	
1254: CTS	CHINA TOWN STATION [CTS]	250,532,270	7,035,540	257,567,810	250,532,270	7,035,540	257,567,810	0	
	CTS 1254 Form B Credit	(451,703)		(451,703)	(451,703)		(451,703)	0	
1255: YBM	YERBA BUENA/ MOSCONE STATION [YBM]	158,398,825	4,690,176	163,089,001	158,398,825	4,690,176	163,089,001	0	
	YBM 1255 Form B Credit	(100,000)		(100,000)	(100,000)		(100,000)	0	
1256: STS	SURFACE TRACKWORK & SYSTEMS [STS]	142,087,986	2,901,013	144,988,999	142,087,986	2,901,013	144,988,999	0	
	STS 1256 SFPUC SEWER MAIN CREDIT	(2,925,296)		(2,925,296)	(2,925,296)		(2,925,296)	0	
	STS 1256 Form B Credit	(1,000,000)		(1,000,000)	(1,000,000)		(1,000,000)	0	
OTHER	OTHER CONSTRUCTION TOTAL	47,446,751	1,160,000	48,606,751	47,446,751	1,160,000	48,606,751	0	
40.06	PUBLIC ART PROGRAM	8,175,555	1,160,000	9,335,555	8,175,555	1,160,000	9,335,555	0	
40.08	CN1300 JOB READINESS PROGRAM - OUTREACH	1,060,000		1,060,000	1,060,000		1,060,000	0	30
40.02	MISC. CONSTR CONTRCT WK (TRACTION POWER FOR 1251)	258,202		258,202	258,202		258,202	0	
40.01	CONTRACT 1300 SOIL PROCESS	500,000		500,000	500,000		500,000	0	31
50.01	TEMPORARY LICENSE AGREEMENT (ATCS CENTRAL CONTROL)	487,972		487,972	487,972		487,972	0	
50.06	MTA FARE COLLECTION EQUIPMENT	5,400,000		5,400,000	5,400,000		5,400,000	0	
50.06	BART FARE COLLECTION EQUIPMENT	700,000		700,000	700,000		700,000	0	

7.6 BUDGET REVISIONS: REPORT SORTED BY CONSTRUCTION PACKAGES & SOFT COSTS

Report Period: July 2017

		June 2017			July 2017				
Group by Contract & SCC	CATEGORY ITEM	June 2017 Base	June 2017 Allocated Contingency	June 2017 Base + Allocated Contingency (YOE)	July 2017 Base	July 2017 Allocated Contingency	July 2017 Base + Allocated Contingency (YOE)	BUDGET TRANSFERS [June 2017] vs. [July 2017]	Cost Report Notes
40.02	JOB ORDER CONTRACTS (JOCS) - CONSTRUCTION	117,255		117,255	117,255		117,255	0	
40.08	AON RISK INSURANCE	18,088,750		18,088,750	18,088,750		18,088,750	0	
40.02	PUBLIC AGENCIES UTILITY COORDINATION	3,713,215		3,713,215	3,713,215		3,713,215	0	
40.02	DEPARTMENT OF PARKING AND TRAFFIC (DPT)	1,200,000		1,200,000	1,200,000		1,200,000	0	
50.03	UNION SQUARE/ MARKET STREET STATION POWER FEED	2,959,826		2,959,826	2,959,826		2,959,826	0	
50.03	UNION SQUARE/ MARKET STREET STATIONS PERMANENT POWER	(2,350,000)		(2,350,000)	(2,350,000)		(2,350,000)	0	
50.03	CHINATOWN STATION POWER FEED	2,959,826		2,959,826	2,959,826		2,959,826	0	
50.03	CHINATOWN STATION PERMANENT POWER	(2,350,000)		(2,350,000)	(2,350,000)		(2,350,000)	0	
50.03	YERBA BUENA/ MOSCONE STATION [YBM] POWER FEED	3,125,222		3,125,222	3,125,222		3,125,222	0	
50.03	YERBA BUENA/ MOSCONE STATION [YBM] PERMANENT POWER	(2,368,540)		(2,368,540)	(2,368,540)		(2,368,540)	0	
50.03	SURFACE STATION POWER FEED	11,839		11,839	11,839		11,839	0	
50.04	COMMUNICATION CONNECTION COSTS	5,757,629		5,757,629	5,757,629		5,757,629	0	
60	ROW, LAND, EXISTING IMPROVEMENTS	32,246,321	0	32,246,321	32,246,321	0	32,246,321	0	
60.01	PURCHASE OR LEASE OF REAL ESTATE	30,065,810	0	30,065,810	30,065,810	0	30,065,810	0	32
60.02	RELOCATION OF EXISTING HOUSEHOLDS	2,180,511		2,180,511	2,180,511		2,180,511	0	
70	VEHICLES	13,309,000	13,076,653	26,385,653	13,309,000	13,076,653	26,385,653	0	
70.01	LIGHT RAIL	13,309,000	13,076,653	26,385,653	13,309,000	13,076,653	26,385,653	0	33
70.07	SPARE PARTS								
80	PROFESSIONAL SERVICES	310,518,041	18,221,079	328,739,120	310,518,041	18,221,079	328,739,120	0	
80.01	PRELIMINARY ENGINEERING	46,202,674		46,202,674	46,202,674		46,202,674	0	
80.02	FINAL DESIGN	61,318,331		61,318,331	61,318,331		61,318,331	0	
80.03	PROJECT MANAGEMENT FOR DESIGN & CONSTRUCTION	89,012,545	13,905,845	102,918,390	89,012,545	13,905,845	102,918,390	0	

7.6 BUDGET REVISIONS: REPORT SORTED BY CONSTRUCTION PACKAGES & SOFT COSTS

Report Period: July 2017

		June 2017			July 2017				
Group by Contract & SCC	CATEGORY ITEM	June 2017 Base	June 2017 Allocated Contingency	June 2017 Base + Allocated Contingency (YOE)	July 2017 Base	July 2017 Allocated Contingency	July 2017 Base + Allocated Contingency (YOE)	BUDGET TRANSFERS [June 2017] vs. [July 2017]	Cost Report Notes
80.04	CONSTRUCTION ADMINISTRATION & MANAGEMENT	91,096,881	2,956,812	94,053,693	91,096,881	2,956,812	94,053,693	0	
80.05	INSURANCES	6,800,000		6,800,000	6,800,000		6,800,000	0	
80.06	LEGAL: PERMITS. REVIEW FEES BY OTHER AGENCIES	8,212,604		8,212,604	8,212,604		8,212,604	0	
80.07	SURVEYS, TESTING, INVESTIGATION. INSPECTION	933,100		933,100	933,100		933,100	0	
80.08	START-UP	6,941,907	1,358,422	8,300,329	6,941,907	1,358,422	8,300,329	0	
	ALL SCC CATEGORIES 10 TO 80	1,503,853,957	65,565,641	1,569,419,598	1,503,728,456	65,565,641	1,569,294,097	(125,501)	34
90	UNALLOCATED CONTINGENCIES			8,880,405			9,005,906	125,501	35
	TOTAL PROJECT COST 10 TO 100			1,578,300,002			1,578,300,003		
	TOTAL CONTINGENCY			74,446,046			74,571,547		
	CONTINGENCY MINIMUM			60,000,000			60,000,000		
	BELOW OR ABOVE MINIMUM			14,446,046			14,571,547		

COST STATUS BY CATEGORY	SCC CODES	Supplemental 2013 Budget/Original Budget	BUDGET May 2017	BUDGET TRANSFERS	BUDGET June 2017	June 2017 CTD	Remaining Budget (Column D - Column E)	June 2017 EAC	June 2017 Contingency	Cost Report Notes
		A	B	C	D	E	F	G	H	
GUIDEWAY & TRACK ELEMENTS	SCC 010	282,227,872	285,227,879	0	285,227,879	235,030,176	50,197,703	285,073,048	834,715	36
STATIONS, STOPS, TERMINALS, INTERMODAL	SCC 020	573,099,645	587,057,267	0	587,057,267	344,860,083	242,197,184	564,320,511	32,273,194	36
SITework & SPECIAL CONDITIONS	SCC 040	235,514,097	214,421,531	(125,501)	214,296,030	198,795,455	15,500,576	221,860,548	1,160,000	36
SYSTEMS	SCC 050	90,774,397	95,341,827	0	95,341,827	27,587,210	67,754,616	95,276,866		36
ROW, LAND, EXISTING IMPROVEMENTS	SCC 060	37,511,799	32,246,321	0	32,246,321	30,732,020	1,514,301	32,246,321		
VEHICLES	SCC 070	26,385,653	26,385,653	0	26,385,653	2,979,595	23,406,058	13,309,000	13,076,653	
PRELIM ENGINEERING	SCC 080.01	46,202,673	46,202,674	0	46,202,674	46,202,675	(1)	46,202,674		
FINAL DESIGN	SCC 080.02	61,137,604	61,318,331	0	61,318,331	61,199,308	119,023	61,318,331		
PM FOR DESIGN & CONSTRUCTION	SCC 080.03 - 080.04	197,146,664	196,972,082	0	196,972,082	135,757,931	61,214,151	180,109,425	16,862,657	
OTHER PROF SRVCS	SCC 080.05 - 080.08	24,416,118	24,246,033	0	24,246,033	11,695,738	12,550,295	22,887,611	1,358,422	
UNALLOC CONTINGENCY	SCC 090	3,883,480	8,880,402	125,501	9,005,903		9,005,903		9,005,906	
Grand Total		1,578,300,000	1,578,300,000	0	1,578,300,001	1,094,840,190	483,459,810	1,522,604,334	74,571,547	

SCC DESCRIPTION	July 2017 BUDGET	July 2017 CTD
010 - GUIDEWAY & TRACK ELEMENTS	285,227,879	235,030,176
020 - STATIONS, STOPS, TERMINALS, INTERMODAL	587,057,267	344,860,083
040 - SITEWORK & SPECIAL CONDITIONS	214,296,030	198,795,455
050 - SYSTEMS	95,341,827	27,587,210
060 - ROW, LAND, EXISTING IMPROVEMENTS	32,246,321	30,732,020
070 - VEHICLES (number)	26,385,653	2,979,595
080 - PROFESSIONAL SERVICES (applies to Cats. 10-50)	328,739,120	254,855,652
090 - UNALLOCATED CONTINGENCY	9,005,903	
Grand Total	1,578,300,001	1,094,840,190

SCC DESCRIPTION	July 2017 BUDGET	July 2017 CTD
010.02-Guideway: At grade semi-exclusive (allows cross-traffic)	2,860,000	707,500
010.06-Guideway: Underground cut & cover	69,816,407	62,308,677
010.07-Guideway: Underground tunnel	201,340,746	165,822,484
010.09-Track: Direct fixation	6,761,089	3,572,916
010.12-Track: Special (switches, turnouts)	4,449,637	2,618,600
020.01-At-grade station, stop, shelter, mall, terminal, platform	7,602,857	1,578,488
020.02-Aerial station, stop, shelter, mall, terminal, platform	2,901,013	0
020.03-Underground station, stop, shelter, mall, terminal, platform	554,851,560	339,351,451
020.07-Elevators, escalators	21,701,837	3,930,144
040.01-Demolition, Clearing, Earthwork	12,355,615	11,938,516
040.02-Site Utilities, Utility Relocation	60,425,326	64,963,331
040.03-Haz. mat'l, contam'd soil removal/mitigation, ground water treatments	7,534,128	4,725,709
040.04-Environmental mitigation, e.g. wetlands, historic/archeologic, parks	1,122,899	619,100
040.05-Site structures including retaining walls, sound walls	2,706,431	2,706,431
040.06-Pedestrian / bike access and accommodation, landscaping	9,790,995	2,894,608
040.07-Automobile, bus, van accessways including roads, parking lots	6,579,099	3,899,264
040.08-Temporary Facilities and other indirect costs during construction	113,781,537	107,048,495
050.01-Train control and signals	28,127,939	7,391,039
050.02-Traffic signals and crossing protection	12,562,529	10,427,978
050.03-Traction power supply: substations	21,465,073	8,072,750
050.04-Traction power distribution: catenary and third rail	12,441,113	1,502,939
050.05-Communications	12,030,586	192,503
050.06-Fare collection system and equipment	6,100,000	0
050.07-Central Control	2,614,586	1
060.01-Purchase or lease of real estate	30,065,810	28,322,590
060.02-Relocation of existing households and businesses	2,180,511	2,409,430
070.01-Light Rail	26,385,653	2,979,595
080.01-Preliminary Engineering	46,202,674	46,202,675
080.02-Final Design	61,318,331	61,199,308
080.03-Project Management for Design and Construction	102,918,390	68,539,599
080.04-Construction Administration & Management	94,053,693	67,218,332
080.05-Professional Liability and other Non-Construction Insurance	6,800,000	6,340,196
080.06-Legal; Permits; Review Fees by other agencies, cities, etc.	8,212,604	4,497,714
080.07-Surveys, Testing, Investigation, Inspection	933,100	857,829
080.08-Start up	8,300,329	0
090.00-Unallocated Contingency	9,005,903	
Grand Total	1,578,300,001	1,094,840,190

[A] Cost Account Description	BUDGET	ACTUAL COSTS				[G] VARIANCE (B - F)	COST REPORT NOTES
	[B] July 2017 Budget (YOE)	[C] PRIOR MONTH Total	[D] PRIOR MONTH Monthly	[E] CURRENT Monthly	[F] CURRENT Total		
TOTAL PRELIMINARY ENGINEERING	46,542,061	46,542,061	0	0	46,542,061	0	37
11 - SFMTA PROJECT MANAGEMENT	8,800,164	8,253,957	0	0	8,253,957	546,208	38
12 - SFMTA ENGINEERING SERVICES	11,425,594	11,425,594	0	0	11,425,594	0	39
16 - DEPARTMENT OF PARKING AND TRAFFIC (DPT)	921,906	802,883	0	0	802,883	119,023	
21 - ARTS COMMISSION	1,500,570	1,500,570	0	0	1,500,570	0	40
22 - FIRE DEPARTMENT	33,825	33,825	0	0	33,825	0	
23 - CITY ATTORNEY'S OFFICE	1,234,754	1,234,754	0	0	1,234,754	0	
24 - RISK MANAGEMENT	0	0	0	0	0	0	
26 - PLANNING	99,604	99,604	0	0	99,604	0	
27 - DEPARTMENT OF PUBLIC HEALTH (DPH)	4,420	4,420	0	0	4,420	0	
29 - CITY AUDITOR	336,735	336,735	0	0	336,735	0	41
32 - DPW - IDC ENGINEERING (HYDRAULIC)	3,336,432	3,336,432	0	0	3,336,432	0	
34 - DPW - IDC CONSTRUCTION (CAPTITAL)	17,462	17,462	0	0	17,462	0	
36 - DPW - BSM INFRASTRUCTURE (MAPPING)	76,549	76,549	0	0	76,549	0	
39 - DPW - PCS SITE ASSESSMENT & REMEDIATION (SAR)	13,993	13,993	0	0	13,993	0	
51 - 821 HOWARD STREET	1,005,653	1,005,653	0	0	1,005,653	0	
55 - 651 BRANNAN	2,294,910	2,294,910	0	0	2,294,910	0	42
63 - CENTRAL SUBWAY PARTNERSHIP - AECOM-EPC JV CONTRACT 149	26,793,234	26,793,234	0	0	26,793,234	0	43
66 - ANIL VERMA	395,204	395,204	0	0	395,204	0	44
67 - HILL INTERNATIONAL CONTRACT 156	6,716,294	6,716,294	0	0	6,716,294	0	45
68 - ARTHUR GALLAGER & CO. CS 164	6,800,000	6,340,196	0	0	6,340,196	459,804	
71 - TUNNEL/UTILITIES - CONTRACT # CONTRACT 155-1	5,469,336	5,469,336	0	0	5,469,336	0	46
72 - STATIONS - CONTRACT # CONTRACT 155-2	26,220,609	26,220,609	0	0	26,220,609	0	47
73 - SYSTEMS/INTEGRATION - CONTRACT 155-3	11,432,312	11,432,312	0	0	11,432,312	0	48
331 - BAY AREA RAPID TRANSIT (BART)	146,427	146,427	0	0	146,427	0	
332 - SAN FRANCISCO COUNTY TRANSPORTATION AUTHORITY (SFCTA)	0	0	0	0	0	0	
TOTAL FINAL DESIGN	115,075,988	113,950,952	0	0	113,950,952	1,125,035	
11 - SFMTA PROJECT MANAGEMENT	15,589,933	9,779,210	212,025	315,014	10,094,224	5,495,709	
1.3.011.01.080.03 - CM:SFMTA LABOR-PROJECT MANAGEMENT	15,589,933	9,779,210	212,025	315,014	10,094,224	5,495,709	
12 - SFMTA ENGINEERING SERVICES	2,923,582	2,471,231	608	2,541	2,473,772	449,810	
1.3.012.02.080.04 - CM: SFMTA LABOR-ENGINEERING CONTRACT 1252	123,582	57,648	0	0	57,648	65,934	
1.3.012.06.080.04 - CM: SFMTA LABOR-ENGINEERING CONTRACT 1300	2,800,000	2,413,583	608	2,541	2,416,124	383,876	
13 - SFMTA CONSTRUCTION MANAGEMENT	37,118,350	13,548,162	215,677	298,176	13,846,338	23,272,012	
1.3.013.01.080.04 - CM:SFMTA LABOR-CONSTR. MANAGEM	37,118,350	13,548,162	215,677	298,176	13,846,338	23,272,012	
16 - DEPARTMENT OF PARKING AND TRAFFIC (DPT)	3,659,313	2,037,952	7,406	10,399	2,048,351	2,017,517	
1.3.016.01.080.04 - DPT CONTRACT 1300 SUPPORT UMS	299,600	87,531	0	288	87,819	211,781	
1.3.016.01.080.04 - DPT CONTRACT 1300 SUPPORT CTS	274,900	81,750	441	884	82,634	192,266	

[A] Cost Account Description	BUDGET	ACTUAL COSTS					[G] VARIANCE (B - F)	COST REPORT NOTES
	[B] July 2017 Budget (YOE)	[C] PRIOR MONTH Total	[D] PRIOR MONTH Monthly	[E] CURRENT Monthly	[F] CURRENT Total			
1.3.016.01.080.04 - DPT CONTRACT 1300 SUPPORT YBM	238,400	130,247	2,212	3,579	133,826	104,574		
1.3.016.01.080.04 - DPT CONTRACT 1300 SUPPORT STS	876,876	254,113	4,753	122	254,235	622,641		
1.3.016.02.040.08 - DPT: FIELD OPS TUNNEL [B84]	0	1,464	0	0	1,464	(1,464)		
1.3.016.02.040.08 - DPT: FIELD OPS TUNNEL [B86]	0	204,261	0	0	204,261	(204,261)		
1.3.016.06.040.02 - DPT:DPT TRAFFIC SHOP CONTRACT 1300	1,200,000	0	0	0	0	1,200,000		
1.3.016.08.040.08 - DPT:PCOS:2UTL [68A]	400,728	400,728	0	0	400,728	0		
1.3.016.08.040.08 - DPT:SSD CN:2UTL	0	108,020	0	0	108,020	(108,020)		
1.3.016.08.080.04 - DPT:SSD [1326]	252,536	252,536	0	0	252,536	0		
1.3.016.08.080.04 - DPT:SSD [13BN]	23,302	23,302	0	0	23,302	0		
1.3.016.08.080.04 - DPT:SSD [13CN]	963	963	0	0	963	0		
1.3.016.08.080.04 - DPT:SSD [B85]	92,008	92,008	0	0	92,008	0		
1.3.016.03.040.08 - PCOS:1300/UMS [68CPT544132W.CPT544132W]	0	161,753	0	0	161,753	(161,753)		
1.3.016.05.040.08 - PCOS:1300/YBM [68CPT544132Y.CPT544132Y]	0	4,052	0	0	4,052	(4,052)		
1.3.016.09.040.08 - PCOS:1300/STS [68CPT544132Z.CPT544132Z]	0	235,224	0	5,525	240,750	(240,750)		
17 - MOTIVE POWER	2,195	0	0	0	0	2,195		
1.3.017.07.040.02 - PWR:SFMTA-MOTIVE POWER-UTL.REL	2,195	0	0	0	0	2,195		
18 - SFMTA OPERATIONS	400,000	41,150	1,655	0	65,618	235,063		
1.3.018.04.040.02 - OPS:SUPPORT TO CONTRACT 1300/CTS	100,000	26,469	0	0	26,469	73,531		
1.3.018.06.080.07 - OPS:SUPPORT TO CONTRACT 1300 - UMS O/L	50,255	0	0	24,468	24,468	25,788		
1.3.018.06.080.07 - OPS:SUPPORT TO CONTRACT 1300/UMS	249,745	14,681	1,655	0	14,681	235,063		
19 - OTHER SFMTA	700,000	944,829	0	0	944,829	(244,829)		
1.3.019.07.080.07 - OTH.MTA SFMTA-SURVEY; TSTG [6840]	1,800	714	0	0	714	1,086		
1.3.019.08.040.08 - OTH.MTA 1251 MATERIALS	150,000	126,149	0	0	126,149	23,851		
1.3.019.08.080.07 - OTH.MTA OPERATION SUPPORT DUR	548,200	817,966	0	0	817,966	(269,766)		
21 - ARTS COMMISSION	12,010,886	3,231,360	135,109	351,995	3,583,356	8,427,530		
1.3.021.01.040.06 - ARTS:CTYCO-ARTS COMMISSION CONSTRUCTION COSTS	4,772,555	0	0	0	0	4,772,555		
1.3.021.01.080.03 - ARTS:CTYCO-ARTS COMMISSION [1227]	1,951,501	388,167	0	0	388,167	1,563,334	49	
1.3.021.01.080.04 - ARTS:CTYCO-ARTS COMMISSION [PWE335MPFUNA.CPT5441227]	21,000	12,465	0	0	12,465	8,535		
1.3.021.06.080.03 - ARTS:CTYCO-ARTS COMMISSION PM [285MC.132J]	606,881	606,881	26,818	7,728	614,609	(7,728)		
1.3.021.01.080.03 - ARTS:CTYCO-ARTS COMMISSION [PWA335MPFUNA.CPT5441327]	5,418	5,418	0	0	5,418	0		
1.3.021.01.080.03 - ARTS:CTYCO-ARTS COMMISSION [PWE335MPFUNA.CPT5441327]	4,439	4,439	0	0	4,439	0		
1.3.021.06.040.06 - ARTS:CTYCO-ARTS COMMISSION [68CPT5441327.CPT5441327]	1,500,000	1,393,660	0	0	1,393,660	106,340		
1.3.021.06.040.06 - ARTS:CTYCO-ARTS COMMISSION [285MCPFUNA.CPT5441327]	1,903,000	820,330	108,291	344,268	1,164,598	738,402		
1.3.021.01.080.03 - ARTS:CTYCO-ARTS COMMISSION [132J]	86,091	0	0	0	0	86,091		
1.3.021.97.040.06 - ARTS:ARTS COMMISSION ALLOC CO	1,160,000	0	0	0	0	1,160,000		
23 - CITY ATTORNEY'S OFFICE	2,171,781	1,361,280	0	113,690	1,474,969	696,812		
1.3.023.01.080.06 - ATTY:CN LEGAL-CITY ATTORNEY OF	2,171,781	1,361,280	0	113,690	1,474,969	696,812		
25 - PUBLIC UTILITIES COMMISSION SEWER	(2,925,296)	0	0	0	0	(2,925,296)		
1.3.025.09.040.02 - STS.1256: SITE UTILITIES SFPUC SEWER MAIN	(2,925,296)	0	0	0	0	(2,925,296)		
26 - PLANNING	137,062	26,697	779	0	26,697	110,365		
1.3.026.01.080.06 - CM:CTYCO-PLANNING DEPARTMENT	137,062	26,697	779	0	26,697	110,365		
28 - PUBLIC UTILITIES COMMISSION WATER	4,242,012	3,433,449	70,337	84,378	3,517,826	724,186		

[A] Cost Account Description	BUDGET	ACTUAL COSTS					[G] VARIANCE (B - F)	COST REPORT NOTES
	[B] July 2017 Budget (YOE)	[C] PRIOR MONTH Total	[D] PRIOR MONTH Monthly	[E] CURRENT Monthly	[F] CURRENT Total			
1.3.028.02.040.02 - CM:CTYCO-PUBLIC UTIL COMM. (PUC)	0	4,745	0	0	4,745	(4,745)		
1.3.028.02.040.08 - PUC: FIELD OPERATIONS TUNNEL	398,400	508,800	0	0	508,800	(110,400)		
1.3.028.02.080.04 - PUC:MTA CSP CN1252 [470465]	105,000	91,587	0	0	91,587	13,413		
1.3.028.03.040.02 - PUC:CDD CONTRACT 1300/UMS SUPPORT	606,354	195,360	8,180	19,756	215,116	391,238		
1.3.028.03.080.04 - PUC:CMB CONTRACT 1300/UMS INSPECTION	230,000	34,508	972	0	34,508	195,492		
1.3.028.04.040.02 - PUC:CDD CONTRACT 1300/CTS SUPPORT	271,755	192,369	9,199	7,874	200,243	71,512		
1.3.028.04.080.04 - PUC:CMB CONTRACT 1300/CTS INSPECTION	115,000	33,529	9,282	2,937	36,467	78,533		
1.3.028.05.040.02 - PUC:CDD CONTRACT 1300/YBM SUPPORT	450,282	343,035	132	313	343,348	106,934		
1.3.028.05.080.04 - PUC:CMB CONTRACT 1300/YBM INSPECTION	184,000	56,177	0	505	56,682	127,318		
1.3.028.06.040.02 - PUC:CMB CONTRACT 1300/SFWD AWSS MATERIAL	225,079	225,079	0	0	225,079	0		
1.3.028.07.040.02 - PUC:PUC CDD WATER CONNECTION CONTRACT 1250	248,035	291,501	0	0	291,501	(43,466)		
1.3.028.07.080.04 - PUC:PUC CMB INSPECTION CONTRACT 1250	74,468	113,844	0	0	113,844	(39,376)		
1.3.028.08.040.02 - PUC:PUC CDD WATER CONNECTION CONTRACT 1251 [445]	340,310	318,130	0	0	318,130	22,180		
1.3.028.08.080.04 - PUC:PUC CMB INSPECTION CONTRACT 1251	266,252	289,424	0	0	289,424	(23,172)		
1.3.028.09.040.02 - PUC:CMB CONTRACT 1300/STS SUPPORT	520,077	513,542	31,856	37,617	551,159	(31,082)		
1.3.028.09.080.04 - PUC:CMB CONTRACT 1300/STS INSPECTION	207,000	221,820	10,717	15,376	237,196	(30,196)		
32 - DPW - IDC ENGINEERING (HYDRAULIC)	1,150,459	242,085	6,833	22,161	264,246	785,169		
1.3.032.01.080.04 - CM:DPW:1424J-BUREAU OF ENGINEERING (BOE) [AB12]	(285,405)	(285,405)	0	0	(285,405)	0.00		
1.3.032.03.080.04 - DPW IDC HYDRAULIC CN1300 UMS SUPPORT	297,938	31,341	3,345	6,756	38,097	259,841		
1.3.032.04.080.04 - DPW IDC HYDRAULIC CN1300 CTS SUPPORT	295,639	22,125	0	0	22,125	273,514		
1.3.032.05.080.04 - DPW IDC HYDRAULIC CN1300 YBM SUPPORT	301,882	32,469	0	373	32,841	269,041		
1.3.032.06.080.04 -1424J-BOE LABOR [PWE1X5MPFUNA.CPT544112B112]	85,275	85,275	0	0	85,275	0.00	50	
1.3.032.06.080.04 -1424J-BOE LABOR [PWE1X5MPFUNA.CPT544112C112]	109,658	109,658	0	0	109,658	0.00	51	
1.3.032.06.080.04 -1424J-BOE LABOR [PWE1X5MPFUNA.CPT544112D112]	15,791	15,791	0	0	15,791	0.00	52	
1.3.032.06.080.04 -1424J-BOE LABOR [PWE1X5MPFUNA.CPT544112E112]	11,193	11,193	0	0	11,193	0	53	
1.3.032.06.080.04 -1424J-BOE LABOR [PWE1X5MPFUNA.CPT544112F112]	107,798	107,798	0	0	107,798	0	54	
1.3.032.06.080.04 -1424J-BOE LABOR [PWE1X5MPFUNA.CPT544112G112]	21,690	47,917	0	0	47,917	(26,227)	55	
1.3.032.08.080.04 - DPW.HYRDDPW-BOE IDC ENG SVC DC	9,000	0	0	0	0	9,000		
1.3.032.09.080.04 - DPW IDC HYDRAULIC CN1300 STS SUPPOR	180,000	63,924	3,488	15,032	78,955	101,045		
34 - DPW - IDC CONSTRUCTION (CAPITAL)	6,703,969	6,234,653	69,554	110,418	6,345,071	358,898		
1.3.034.01.080.04 - DPW:BCM LABOR [2113]	2,140,142	2,140,142	0	0	2,140,142	0		
1.3.034.02.080.04 - DPW:CONSTR:1252 CM [CD12]	1,207,603	1,207,603	0	0	1,207,603	0		
1.3.034.02.080.04 - DPW:CONSTR:1252 CM [13AC12]	138,397	138,397	0	0	138,397	0		
1.3.034.06.080.04 - DPW:SITE ASSESSMENT & REMEDIATION (SAR) [132112]	506,858	506,858	0	0	506,858	0		
1.3.034.06.080.04 - DPW:CONSTR:1300 CM [13CP12]	2,710,969	2,241,653	69,554	110,418	2,352,071	358,898		
36 - DPW - BSM INFRASTRUCTURE (MAPPING)	465,562	111,741	0	0	111,741	353,821		
1.3.036.01.080.04 - DPW:MPPG:DPW-BUREAU OF ST USE	367,129	32,680	0	0	32,680	334,449		
1.3.036.02.080.04 - DPW:MPPG:1300-DPW-BUREAU OF ST USE [13CG12]	50,000	33,084	0	0	33,084	16,916		
1.3.036.02.080.06 - DPW:MPPG:DPW-BUREAU OF ST USE [13CF]	48,433	45,977	0	0	45,977	2,456		
37 - DPW - PCS MATERIAL TESTING LABORATORY	83,100	0	0	0	0	83,100		
1.3.037.01.080.07 - DPW.MTL.LABDPW-MATERIAL TESTIN	83,100	0	0	0	0	83,100		
39 - DPW - PCS SITE ASSESSMENT & REMEDIATION (SAR)	613,853	438,455	0	0	438,455	175,398		

[A] Cost Account Description	BUDGET	ACTUAL COSTS					[G] VARIANCE (B - F)	COST REPORT NOTES
	[B] July 2017 Budget (YOE)	[C] PRIOR MONTH Total	[D] PRIOR MONTH Monthly	[E] CURRENT Monthly	[F] CURRENT Total			
1.3.039.01.080.04 - DPW:SITE ASSESSMENT & REMEDIATION (SAR) [2213]	92,459	92,459	0	0	92,459	0		
1.3.039.01.080.04 - DPW:SITE ASSESSMENT & REMEDIATION (SAR) [2250]	78,400	78,400	0	0	78,400	0		
1.3.039.01.080.04 - DPW:SITE ASSESSMENT & REMEDIATION (SAR) [2257]	151,515	151,515	0	0	151,515	0		
1.3.039.01.080.04 - DPW:SITE ASSESSMENT & REMEDIATION (SAR) [2313]	24,343	24,343	0	0	24,343	0		
1.3.039.01.080.04 - DPW:SITE ASSESSMENT & REMEDIATION	58,757	10,109	0	0	10,109	48,648		
1.3.039.01.080.04 - DPW:SITE ASSESSMENT & REMEDIATION (SAR) [CE13]	31,367	31,367	0	0	31,367	0		
1.3.039.01.080.04 - DPW:SITE ASSESSMENT & REMEDIATION (SAR) [CH13]	100,000	8,621	0	0	8,621	91,379		
1.3.039.01.080.04 - DPW:SITE ASSESSMENT & REMEDIATION (SAR)	17,000	0	0	0	0	17,000		
1.3.039.02.080.04 - DPW: SITE ASSESSMENT & REMEDIATION (SAR) - CN1252 [13CE11]	18,632	16,880	0	0	16,880	1,753		
1.3.039.02.080.04 - DPW: SITE ASSESSMENT & REMEDIATION (SAR) - CN1300 [13CH11]	41,379	24,761	0	0	24,761	16,618		
46 - MACY'S WEST - SFPUC SEWER WORK	258,202	258,202	0	0	258,202	0		
1.3.046.08.040.02 - MCY.SWRC. CONTRACT: MACY'S-SEW	258,202	258,202	0	0	258,202	0		
51 - 821 HOWARD STREET	770,843	626,280	0	440	626,721	144,122		
1.3.051.01.080.03 - ODC.HWRD:ODCs - 821 HOWARD STR	696,753	599,726	0	440	600,167	96,586		
1.3.051.02.080.04 - ODC.HWRD:ODCs - TUNNEL CONTRACT 1252	10,000	1,056	0	0	1,056	8,944		
1.3.051.06.080.04 - ODC.HWRD:ODCs - STATION CONTRACT 1300	55,000	15,829	0	0	15,829	39,171		
1.3.051.06.080.04 - ODC.HWRD:W/MTA INST WTR SVC @ STS&YBM TRAILER	9,090	9,669	0	0	9,669	(579)		
55 - 651 BRANNAN	10,348	10,348	0	0	10,348	0		
1.3.055.01.080.03 - CM:ODCs - 651 BRANNAN STREET	10,348	10,348	0	0	10,348	0	56	
63 - CENTRAL SUBWAY PARTNERSHIP - AECOM-EPC JV CONTRACT 149	49,490,087	34,885,502	460,000	576,563	35,462,065	14,028,022		
1.3.063.01.080.03 - CM:PM:AECOM.CS149 OM-EPC JV CS149-PM	9,296,248	5,017,804	0	0	5,017,804	4,278,444	57	
1.3.063.01.080.04 - CM:AECOM.CS149OM-EPC JV CS-149 [3B]	5,150,342	1,969,213	0	0	1,969,213	3,181,129		
1.3.063.01.080.04 - CM:AECOM.CS149OM-EPC JV CS-149 [3E]	7,000,000	6,386,250	0	0	6,386,250	613,750		
1.3.063.01.080.03 - CM:AECOM.CS149OM-EPC JV CS-149 [3E][PM]	1,596,563	1,596,563	0	0	1,596,563	0		
1.3.063.01.080.04 - CM:AECOM.CS149OM-EPC JV CS-149 [3F]	1,025,366	4,101,466	0	0	4,101,466	(3,076,099)		
1.3.063.01.080.03 - CM:AECOM.CS149OM-EPC JV CS-149 [3F][PM]	1,025,366	1,025,366	0	0	1,025,366	0		
1.3.063.01.080.04 - CM:AECOM.CS149OM-EPC JV CS-149 [3G]	1,587,361	5,996,208	368,000	221,129	6,217,337	(4,629,976)		
1.3.063.01.080.03 - CM:AECOM.CS149OM-EPC JV CS-149 [3G][PM]	1,499,052	1,499,052	92,000	55,282	1,554,334	(55,282)		
1.3.063.01.080.04 - CM:AECOM.CS149OM-EPC JV CS-149 [9B]	11,042	11,042	0	0	11,042	0		
1.3.063.01.080.04 - CM:AECOM.CS149OM-EPC JV CS-149 [9D]	550,000	515,694	0	0	515,694	34,306		
1.3.063.01.080.04 - CM:AECOM.CS149OM-EPC JV CS-149 [9E]	600,000	523,943	0	0	523,943	76,057		
1.3.063.01.080.04 - CM:AECOM.CS149OM-EPC JV CS-149 [9F]	461,196	461,196	0	0	461,196	0		
1.3.063.01.080.04 - CM:AECOM.CS149OM-EPC JV CS-149 [9G]	201,760	201,760	0	300,152	501,912	(300,152)		
1.3.063.01.080.04 - FD:CM:EPC JV CS49-PM [123A]	5,579,945	5,579,945	0	0	5,579,945	0		
1.3.063.97.080.03 - AECOM.CS149 ALLOCAT CONTING	13,905,845					13,905,845		
64 - CN1300 JOB READINESS PROGRAM	1,060,000	71,344	71,344	0	71,344	988,656	58	
1.3.064.06.040.08 - CN1300 JOB READINESS PROGRAM	1,060,000	71,344	71,344	0	71,344	988,656		
67 - HILL INTERNATIONAL CONTRACT 156	11,000,000	2,759,910	11,747	(145,105)	2,614,805	8,385,195		
1.3.067.01.080.03 - HILL.CS156:HILL INTL. CS-156 [1336]	920,426	920,426	0	0	920,426	0		
1.3.067.01.080.03 - HILL.CS156:HILL INTL. CS-156 [1337]	533,148	533,148	0	0	533,148	0		
1.3.067.01.080.03 - HILL.CS156:HILL INTL. [1330]	127,261	127,261	0	0	127,261	0		
1.3.067.01.080.03 - HILL INTERNATIONAL CS156 AWP 2016 [68CPT5441340.CPT5441340]	8,852,240	1,179,076	11,747	(295,445)	883,631	7,968,609		

[A] Cost Account Description	BUDGET	ACTUAL COSTS					[G] VARIANCE (B - F)	COST REPORT NOTES
	[B] July 2017 Budget (YOE)	[C] PRIOR MONTH Total	[D] PRIOR MONTH Monthly	[E] CURRENT Monthly	[F] CURRENT Total			
1.3.067.01.080.03 - HILL INTERNATIONAL CS156 AWP 2017 [68CPT5441346.CPT5441346]	566,925	0	0	150,340	150,340	416,585		
69 - BAYLAND SOIL PROCESS CONTRACT 175	500,000	255,144	0	0	255,144	244,856	59	
1.3.069.06.040.01 - BAYLAND.CS175:BAYLAND SOIL PROCESS [133K]	500,000	255,144	0	0	255,144	244,856		
71 - TUNNEL/UTILITIES - CONTRACT # CONTRACT 155-1	2,158,846	2,110,164	3,020	(11,917)	2,098,247	60,599		
1.3.071.01.080.04 - CM: CS155.1 DESIGN SUPPORT DURING CM [1232]	0	(87,201)	0	0	(87,201)	87,201	60	
1.3.071.02.080.04 - CM: CS155.1 DESIGN SUPPORT DURING CM [1332]	2,158,846	2,197,365	3,020	(11,917)	2,185,449	(26,603)		
72 - STATIONS - CONTRACT # CONTRACT 155-2	9,612,416	11,345,556	550,000	(780,067)	10,565,489	(953,072)		
1.3.072.01.080.04 - CM: CS155.2 DESIGN SUPPORT DURING CM [1233]	51,351	51,351	0	0	51,351	0	61	
1.3.072.01.080.04 - CM: CS155.2 DESIGN SUPPORT DURING CM [1333]	9,561,065	11,294,205	550,000	(780,067)	10,514,138	(953,073)		
73 - SYSTEMS/INTEGRATION - CONTRACT 155-3	4,828,269	3,030,734	179,889	(54,582)	2,976,151	1,852,118		
1.3.073.01.080.04 - CM: CS155.3 DESIGN SUPPORT DURING CM [1236]	90,000	89,791	0	0	89,791	209		
1.3.073.01.080.04 - CM: CS155.3 DESIGN SUPPORT DURING CM [1334]	4,738,269	2,940,943	179,889	(54,582)	2,886,360	1,851,909		
81 - UTILITIES RELOCATION #1 (PORTAL & MOS) - CONTRACT 1250	11,968,150	11,968,150	0	0	11,968,150	0		
1.3.081.07.040.01 - UR1.CONTRACT 1250:SITWORK: DEMOLIT	167,458	167,458	0	0	167,458	0		
1.3.081.07.040.02 - UR1.CONTRACT 1250:SITWORK: UTILITI	10,099,341	10,099,341	0	0	10,099,341	0		
1.3.081.07.040.03 - UR1.CONTRACT 1250:SITWORK:HAZMAT	453,321	453,321	0	0	453,321	0		
1.3.081.07.040.08 - UR1.CONTRACT 1250:SITWORK:TEMPORAR	1,248,030	1,248,030	0	0	1,248,030	0		
82 - UTILITIES RELOCATION #2 (UMS) - CONTRACT 1251	20,669,081	20,794,582	0	(125,501)	20,669,081	(0)	62	
1.3.082.08.040.01 - UR2.CONTRACT 1251:SITWORK: DEMOLIT	752,240	752,240	0	0	752,240	0		
1.3.082.08.040.02 - UR2.CONTRACT 1251:SITWORK:UTILITI	10,202,543	10,328,044	0	(125,501)	10,202,543	(0)		
1.3.082.08.040.03 - UR2.CONTRACT 1251:SITWORK:HAZMAT	172,712	172,712	0	0	172,712	0		
1.3.082.08.040.05 - UR2.CONTRACT 1251:SITWORK: STRUCTU	2,706,431	2,706,431	0	0	2,706,431	0		
1.3.082.08.040.06 - UR2.CONTRACT 1251:SITWORK:PEDESTRA	319,317	319,317	0	0	319,317	0		
1.3.082.08.040.07 - UR2.CONTRACT 1251:SITWORK:AUTO/BUS	190,362	190,362	0	0	190,362	0		
1.3.082.08.040.08 - UR2.CONTRACT 1251:SITWORK:TEMP FAC	6,325,476	6,325,476	0	0	6,325,476	0		
GUIDEWAY TUNNELS TOTAL	235,913,500	233,589,322	0	0	233,589,322	2,324,178		
83 - GUIDEWAY TUNNELS - CONTRACT # 1252 BASE	233,584,015	231,914,862	0	0	231,914,862	1,669,153	63	
1.3.083.02.010.06 - CONTRACT 1252:GUIDEWAY:UNDERGRN'D CUT	60,446,425	60,446,425	0	0	60,446,425	0		
1.3.083.02.010.07 - CONTRACT 1252:GUIDEWAY:UNDERGROUND	105,423,090	105,181,925	0	0	105,181,925	241,165		
1.3.083.02.020.03 - CONTRACT 1252: STATIONS: UNDERGROUND	21,685,000	21,685,000	0	0	21,685,000	0		
1.3.083.02.040.01 - CONTRACT 1252:SITWORK:DEMO CLEARING	2,440,000	2,440,000	0	0	2,440,000	0		
1.3.083.02.040.02 - CONTRACT 1252:SITWORK:UTILITIES & RE	10,895,000	10,487,676	0	0	10,487,676	407,324		
1.3.083.02.040.03 - CONTRACT 1252:SITWORK:HAZMAT&MITIGAT	200,000	0	0	0	0	200,000		
1.3.083.02.040.04 - CONTRACT 1252:SITWORK:ENVIRON. MITIG	300,000	54,292	0	0	54,292	245,708		
1.3.083.02.040.06 - CONTRACT 1252:SITWORK:PED/BIKE ACCES	50,000	4,532	0	0	4,532	45,468		
1.3.083.02.040.07 - CONTRACT 1252:SITWORK:AUTO/BUS ACCES	1,345,000	1,345,000	0	0	1,345,000	0		
1.3.083.02.040.08 - CONTRACT 1252:SITWORK:TEMP FACILITIE	30,799,500	30,270,012	0	0	30,270,012	529,488		
83 - GUIDEWAY TUNNELS - CONTRACT # 1252 CMODs	1,494,770	1,674,459	0	0	1,674,459	(179,690)	64	
1.3.083.83.010.06 - CONTRACT 1252: CONTRACT MOD	112,251	112,251	0	0	112,251	0		
1.3.083.83.010.07 - CONTRACT 1252: CONTRACT MOD	1,941,810	1,670,233	0	0	1,670,233	271,576		
1.3.083.83.020.03 - CONTRACT 1252: CONTRACT MOD	1,004,156	1,004,156	0	0	1,004,156	0		
1.3.083.83.040.02 - CONTRACT 1252: CONTRACT MOD	1,035,588	935,588	0	0	935,588	100,000		

[A] Cost Account Description	BUDGET	ACTUAL COSTS					[G] VARIANCE (B - F)	COST REPORT NOTES
	[B] July 2017 Budget (YOE)	[C] PRIOR MONTH Total	[D] PRIOR MONTH Monthly	[E] CURRENT Monthly	[F] CURRENT Total			
1.3.083.83.040.03 - CONTRACT 1252: CONTRACT MOD	453,475	453,475	0	0	453,475	0		
1.3.083.83.040.08 - CONTRACT 1252: CONTRACT MOD	(3,052,510)	(2,501,244)	0	0	(2,501,244)	(551,266)		
1.3.083.93.010.07 - CONTRACT 1252: TUNNEL ALLOC CONTING	834,715	0	0	0	0	834,715	65	
CONTRACT 1300 - STATIONS, TRACKWORK AND SYSTEMS TOTAL	879,676,400	498,266,830	9,123,907	11,687,180	509,954,010	369,722,390	66	
84 - UNION SQUARE/MARKET STREET STATION (UMS) - WORK PACKAGE 1253	294,030,590	197,190,691	2,706,900	3,578,093	200,768,784	93,261,806	20	
1.3.084.03.020.03 - UMS.1253: UNDERGROUD STATION	253,081,452	171,822,823	2,534,650	3,042,809	174,865,632	78,215,820		
1.3.084.03.020.07 - UMS.1253: ELEVATORS ESCALATOR	9,465,694	1,545,736	0	0	1,545,736	7,919,958		
1.3.084.03.040.01 - UMS.1253: DEMOLITION CLEARING	6,071,588	5,914,089	0	0	5,914,089	157,499		
1.3.084.03.040.02 - UMS.1253: SITE UTILITIES UTIL	4,360,395	3,093,359	71,250	0	3,093,359	1,267,036		
1.3.084.03.040.03 - UMS.1253: HAZARDOUS MATERIALS	550,000	347,862	0	23,675	371,537	178,463		
1.3.084.03.040.04 - UMS.1253: ENVIRONMENTAL MITIGA	244,500	231,010	0	0	231,010	13,490		
1.3.084.03.040.06 - UMS.1253: PEDESTRIAN/BIKE	18,969	12,501	0	0	12,501	6,468		
1.3.084.03.040.07 - UMS.1253: AUTOMOBILE BUS ACCE	1,158,410	54,201	0	25,000	79,201	1,079,209		
1.3.084.03.040.08 - UMS.1253: TEMPORARY FACILITIES	11,139,701	9,786,651	1,000	32,109	9,818,760	1,320,941		
1.3.084.03.050.02 - UMS.1253: TRAFFIC SIGNALS AND	4,773,076	4,120,576	100,000	425,000	4,545,576	227,500		
1.3.084.03.050.03 - UMS.1253: TRACTION POWER SUPPL	1,815,534	173,204	0	25,500	198,704	1,616,830		
1.3.084.03.050.04 - UMS.1253: TRACTION POWER DISTR	216,957	67,178	0	0	67,178	149,779		
1.3.084.03.050.05 - UMS.1253: COMMUNICATIONS	1,134,314	21,501	0	4,000	25,501	1,108,813		
84 - UNION SQUARE/MARKET STREET STATION (UMS) CMODs	2,353,534	2,091,776	49,682	0	2,091,776	261,758		
1.3.084.84.020.03 - CMOD:UMS.1253: UNDERGROUD STATION	60,746	21,258	0	0	21,258	39,488		
1.3.084.84.020.07 - CMOD:UMS.1253: ELEVATORS, ESCALATORS	90,000	90,000	0	0	90,000	0		
1.3.084.84.040.01 - CMOD:UMS.1253: DEMOLITION CLEARING	944,987	944,987	0	0	944,987	0		
1.3.084.84.040.02 - CMOD:UMS.1253: SITE UTILITIES UTIL	1,099,770	959,407	49,682	0	959,407	140,363		
1.3.084.84.040.03 - CMOD:UMS.1253: HAZARDOUS MATERIALS	81,907	0	0	0	0	81,907		
1.3.084.84.040.08 - CMOD:UMS.1253: TEMPORARY FACILITIES	76,124	76,124	0	0	76,124	0		
1.3.084.94.020.03 - UMS.1253: AC: ALLOC CONTING	17,646,466	0	0	0	0	17,646,466	67	
85 - CHINATOWN STATION (CTS) - WORK PACKAGE 1254	247,567,810	138,416,626	4,524,723	4,787,315	143,203,941	104,363,869		
1.3.085.04.010.07 - CTS.1254: GUIDEWAY: UNDERGROUND TUNNEL	76,417,579	50,752,854	4,424,257	4,452,258	55,205,112	21,212,467		
1.3.085.04.020.03 - CTS.1254: UNDERGROUND STATION	133,001,053	62,636,696	11,000	151,098	62,787,794	70,213,259		
1.3.085.04.020.07 - CTS.1254: ELEVATORS ESCALATOR	6,812,856	1,225,001	0	0	1,225,001	5,587,855		
1.3.085.04.040.01 - CTS.1254: DEMOLITION CLEARING	400,000	400,000	0	0	400,000	0		
1.3.085.04.040.02 - CTS.1254: SITE UTILITIES UTIL	6,001,718	4,933,586	52,500	0	4,933,586	1,068,132		
1.3.085.04.040.03 - CTS.1254: HAZARDOUS MATERIALS	350,000	12,500	0	0	12,500	337,500		
1.3.085.04.040.04 - CTS.1254: ENVIRONMENTAL MITIGA	325,665	206,064	0	0	206,064	119,601		
1.3.085.04.040.06 - CTS.1254: PEDESTRIAN/BIKE	15,000	0	0	0	0	15,000		
1.3.085.04.040.07 - CTS.1254: AUTOMOBILE BUS ACCE	225,677	27,500	0	0	27,500	198,177		
1.3.085.04.040.08 - CTS.1254: TEMPORARY FACILITIES	16,571,322	15,945,512	10,000	159,760	16,105,272	466,050		
1.3.085.04.050.02 - CTS.1254: TRAFFIC SIGNALS AND	1,599,593	1,200,472	10,966	10,699	1,211,171	388,422		
1.3.085.04.050.03 - CTS.1254: TRACTION POWER SUPPL	4,063,927	994,500	0	1,000	995,500	3,068,427		
1.3.085.04.050.04 - CTS.1254: TRACTION POWER DISTRIBUTION	124,481	69,440	10,000	12,500	81,940	42,541		
1.3.085.04.050.05 - CTS.1254: COMMUNICATIONS	1,658,938	12,500	6,000	0	12,500	1,646,438		
85 - CHINATOWN STATION (CTS) CMODs	2,964,460	1,591,921	0	0	1,591,921	1,372,539	68	

[A] Cost Account Description	BUDGET	ACTUAL COSTS					[G] VARIANCE (B - F)	COST REPORT NOTES
	[B] July 2017 Budget (YOE)	[C] PRIOR MONTH Total	[D] PRIOR MONTH Monthly	[E] CURRENT Monthly	[F] CURRENT Total			
1.3.085.85.020.03 - CMOD:CTS.1254: UNDERGROUND STATION	75,000	0	0	0	0	75,000		
1.3.085.85.040.01 - CMOD:CTS.1254: POWER POLE	155,956	148,212	0	0	148,212	7,744		
1.3.085.85.040.02 - CMOD:CTS.1254: SITE UTILITIES UTIL	401,572	337,200	0	0	337,200	64,372		
1.3.085.85.040.03 - CMOD:CTS.1254: HAZARDOUS MATERIALS	2,274,225	1,048,802	0	0	1,048,802	1,225,423		
1.3.085.85.040.08 - CMOD:CTS.1254: TEMPORARY FACILITIES	57,707	57,707	0	0	57,707	0		
1.3.085.95.020.03 - CTS.1254: AC: ALLOC CONTING	7,035,540	0	0	0	0	7,035,540	69	
86 - YERBA BUENA MOSCONE STATION (YBM) - WORK PACKAGE 1255	158,089,000	104,986,482	662,287	1,833,098	106,819,580	51,269,420		
1.3.086.05.020.03 - YBM.1255: UNDERGROUND STATION	118,405,840	79,145,733	633,588	1,675,746	80,821,479	37,584,361		
1.3.086.05.020.07 - YBM.1255: ELEVATORS ESCALATOR	5,333,287	1,025,111	0	44,296	1,069,407	4,263,880		
1.3.086.05.040.01 - YBM.1255: DEMOLITION CLEARING	657,000	657,000	0	0	657,000	0		
1.3.086.05.040.02 - YBM.1255: SITE UTILITIES UTIL	7,163,278	6,287,600	44,500	30,000	6,317,600	845,678		
1.3.086.05.040.03 - YBM.1255: HAZARDOUS MATERIALS	2,629,439	1,865,355	(22,151)	0	1,865,355	764,084	70	
1.3.086.05.040.04 - YBM.1255: ENVIRONMENTAL MITIGA	100,000	0	0	0	0	100,000		
1.3.086.05.040.06 - YBM.1255: PEDESTRIAN/BIKE	16,665	1	0	0	1	16,664		
1.3.086.05.040.07 - YBM.1255: AUTOMOBILE BUS ACCE	1,542,725	1,007,901	22,350	0	1,007,901	534,824		
1.3.086.05.040.08 - YBM.1255: TEMPORARY FACILITIES	15,564,753	12,539,726	(40,000)	57,056	12,596,782	2,967,971		
1.3.086.05.050.02 - YBM.1255: TRAFFIC SIGNALS AND	1,726,492	1,616,754	24,000	24,000	1,640,754	85,738		
1.3.086.05.050.03 - YBM.1255: TRACTION POWER SUPPL	3,708,425	829,300	0	2,000	831,300	2,877,125		
1.3.086.05.050.05 - YBM.1255: COMMUNICATIONS	1,241,096	12,001	0	0	12,001	1,229,095		
86 - YERBA BUENA MOSCONE STATION (YBM) CMODs	309,825	(182,059)	252,773	0	(182,059)	491,884		
1.3.086.86.020.03 - CMOD:YBM.1255: UNDERGROUND STATION	(1,833,869)	(1,833,869)	0	0	(1,833,869)	0		
1.3.086.86.040.01 - CMOD:YBM.1255: DEMOLITION CLEARING	266,386	259,386	0	0	259,386	7,000	70	
1.3.086.86.040.02 - CMOD:YBM.1255: SITE UTILITIES UTIL	1,585,079	1,135,684	252,773	0	1,135,684	449,395		
1.3.086.86.040.03 - CMOD:YBM.1255: HAZARDOUS MATERIALS	150,828	150,828	0	0	150,828	0		
1.3.086.86.040.04 - CMOD:YBM.1255: ENVIRONMENTAL MITIGA	102,734	102,734	0	0	102,734	0		
1.3.086.86.040.06 - CMOD:YBM.1255: PEDESTRIAN/BIKE	35,489	0	0	0	0	35,489		
1.3.086.86.040.08 - CMOD:YBM.1255: TEMPORARY FACILITIES	3,178	3,178	0	0	3,178	0		
1.3.086.96.020.03 - YBM.1255: AC: ALLOC CONTING	4,690,176	0	0	0	0	4,690,176	71	
87 - SURFACE TRACKWORK AND SYSTEMS -WORK PACKAGE 1256	139,989,000	52,180,642	804,038	1,467,674	53,648,316	86,340,684		
1.3.087.09.010.02 - STS.1256: GUIDEWAY: AT-GRADE SEMI-EXCLUSIVE (ALLOWS CROSS TR	2,860,000	552,500	170,000	155,000	707,500	2,152,500		
1.3.087.09.010.06 - STS.1256: GUIDEWAY: UNDERGROUND CUT & CVR	9,257,731	1,750,001	40,000	0	1,750,001	7,507,730		
1.3.087.09.010.07 - STS.1256: GUIDEWAY: UNDERGROUN	16,723,552	3,765,213	113,750	0	3,765,213	12,958,339		
1.3.087.09.010.09 - STS.1256: TRACK DIRECT FIXATION	6,761,089	3,122,916	0	450,000	3,572,916	3,188,174		
1.3.087.09.010.12 - STS.1256: TRACK: SPECIAL	4,449,637	2,618,600	0	0	2,618,600	1,831,037		
1.3.087.09.020.01 - STS.1256: AT-GRADE STATION	7,602,857	1,508,488	2,000	70,000	1,578,488	6,024,369		
1.3.087.09.040.02 - STS.1256: SITE UTILITIES, UTILITY RELOCA	17,464,046	12,699,637	253,185	371,783	13,071,420	4,392,626		
1.3.087.09.040.03 - STS.1256: HAZARDOUS MATERIALS	200,000	128,960	0	50,000	178,960	21,040	70	
1.3.087.09.040.04 - STS.1256: ENVIRONMENTAL MITIGATION	50,000	25,000	0	0	25,000	25,000	70	
1.3.087.09.040.07 - STS.1256: AUTOMOBILE BUS ACCE	2,116,925	1,129,925	96,875	119,375	1,249,300	867,625		
1.3.087.09.040.08 - STS.1256: TEMPORARY FACILITIES	13,896,832	11,388,453	16,500	21,898	11,410,351	2,486,480		
1.3.087.09.050.01 - STS.1256: TRAIN CONTROL AND SIGNALS	27,543,451	7,251,619	0	89,420	7,341,039	20,202,412		
1.3.087.09.050.02 - STS.1256: TRAFFIC SIGNALS AND	4,463,368	2,936,499	90,478	93,978	3,030,477	1,432,891		
1.3.087.09.050.03 - STS.1256: TRACTION POWER SUPPL	9,889,014	2,063,793	0	26,470	2,090,263	7,798,751		

[A] Cost Account Description	BUDGET	ACTUAL COSTS					[G] VARIANCE (B - F)	COST REPORT NOTES
	[B] July 2017 Budget (YOE)	[C] PRIOR MONTH Total	[D] PRIOR MONTH Monthly	[E] CURRENT Monthly	[F] CURRENT Total			
1.3.087.09.050.04 - STS.1256: TRACTION POWER DISTRIBUTION	6,099,675	1,096,537	21,250	19,750	1,116,287	4,983,388		
1.3.087.09.050.05 - STS.1256: COMMUNICATIONS	7,996,237	142,500	0	0	142,500	7,853,737		
1.3.087.09.050.07 - STS.1256: CENTRAL CONTROL	2,614,586	1	0	0	1	2,614,585		
87 - SURFACE TRACKWORK AND SYSTEMS (STS) CMODs	2,098,986	1,990,751	123,504	21,000	2,011,751	87,235		
1.3.087.89.040.02 - CMOD:STS.1256: SITE UTILITIES, UTILITY RELOCA	930,702	955,938	126,504	0	955,938	(25,236)		
1.3.087.89.040.03 - CMOD:STS.1256: HAZARDOUS MATERIALS	18,221	18,219	0	0	18,219	2		
1.3.087.89.040.08 - CMOD:STS.1256: TEMPORARY FACILITIES	1,053,547	1,016,594	(3,000)	21,000	1,037,594	15,953		
1.3.087.89.050.01 - CMOD:STS.1256: TRAIN CONTROL	96,516	0	0	0	0	96,516		
1.3.087.99.020.01 - STS.1256: AC: ALLOC CONTING	2,901,013	0	0	0	0	2,901,013	72	
141 - CONSTRUCTION ADMINISTRATION	2,956,812	0	0	0	0	2,956,812		
1.3.141.97.080.04 - CONSTR.ADMIN:ALLOC CONTING	2,956,812	0	0	0	0	2,956,812		
142 - LEGAL/PERMITS	2,014,204	0	0	0	0	2,014,204		
1.3.142.01.080.06 - LGL.PRMTSF:LEGAL; PERMITS	2,014,204	0	0	0	0	2,014,204		
144 - STARTUP	8,300,329	0	0	0	0	8,300,329		
1.3.144.01.080.08 - STRT: STARTUP	6,941,907	0	0	0	0	6,941,907		
1.3.144.97.080.08 - STRTA: AC STARTUP ALLOC CONTIN	1,358,422	0	0	0	0	1,358,422		
151 - TEMPORARY LICENSE AGREEMENT	17,000	0	0	0	0	17,000		
1.3.151.01.080.06 - TEMP.LICPORARY LICENSE AGREEME	17,000	0	0	0	0	17,000		
170 - COMMUNICATIONS CONNECTIONS	5,757,629	0	0	0	0	5,757,629		
1.3.170.01.050.04 - COMM.CONNN:COMMUNICATION CONN	5,757,629	0	0	0	0	5,757,629		
181 - AON RISK INSURANCE CS 163	18,113,750	18,798,132	0	0	18,798,132	(684,382)		
1.3.181.01.040.08 - AON.CS163 AON RISK INS.	18,088,750	18,773,132	0	0	18,773,132	(684,382)		
1.3.181.01.080.03 - AON.CS171 AON RISK INS. STUDY	25,000	25,000	0	0	25,000	0		
191 - FARE COLLECTION CONTRACTOR	5,400,000	0	0	0	0	5,400,000		
1.3.191.01.050.06 - FARE.CONSUM:FARE COLLECTION	5,400,000	0	0	0	0	5,400,000		
192 - THALES T&S CENTRAL CONTROL	487,972	50,000	0	0	50,000	437,972		
1.3.192.01.050.01 - THALES T&S ATCS	487,972	50,000	0	0	50,000	437,972		
202 - JOC2-022.0	63,938	0	0	0	0	63,938		
1.3.202.01.040.02 - JOC2-022:15&22 POTHOLING UTIL1 LGHT FNDS	63,938	0	0	0	0	63,938		
203 - JOC2-029.0	53,317	0	0	0	0	53,317		
1.3.203.07.040.02 - JOC0292-029: RELOCATE VAULTS-S	53,317	0	0	0	0	53,317		
302 - PG&E	1,988,173	3,956,983	0	0	3,956,983	(1,968,810)		
1.3.302.03.050.03 - PGE PERMANENT POWER UMS	(2,350,000)	0	0	0	0	(2,350,000)		
1.3.302.03.050.03 - PGE POWER FEED UMS	2,959,826	1,387,761	0	0	1,387,761	1,572,065		
1.3.302.04.050.03 - PGE PERMANENT POWER CTS	(2,350,000)	0	0	0	0	(2,350,000)		
1.3.302.04.050.03 - PGE POWER FEED CTS	2,959,826	0	0	0	0	2,959,826		
1.3.302.05.050.03 - PGE PERMANENT POWER YBM	(2,368,540)	0	0	0	0	(2,368,540)		
1.3.302.05.050.03 - PGE POWER FEED YBM	3,125,222	2,569,222	0	0	2,569,222	556,000		
1.3.302.09.050.03 - PGE POWER FEED STS	11,839	0	0	0	0	11,839		
331 - BAY AREA RAPID TRANSIT (BART)	951,356	60,455	0	0	60,455	890,901		
1.3.331.01.080.04 - CM:SFMTA LABOR-ENG SVCS-IRP/BART/SF	50,000	33,152	0	0	33,152	16,848		
1.3.331.01.080.06 - CM: BAY AREA RAPID TRANSIT (BART) [122A]	901,356	27,304	0	0	27,304	874,052		

[A] Cost Account Description	BUDGET	ACTUAL COSTS					[G] VARIANCE (B - F)	COST REPORT NOTES
	[B] July 2017 Budget (YOE)	[C] PRIOR MONTH Total	[D] PRIOR MONTH Monthly	[E] CURRENT Monthly	[F] CURRENT Total			
333 - AMERICAN PUBLIC TRANSP. ASSOCIATION (APTA) CS-APTA	146,500	62,112	0	0	62,112	84,388		
1.3.333.01.080.03 - APTA:APTA - IRP [2G]	46,500	31,054	0	0	31,054	15,446		
1.3.333.01.080.03 - APTA:APTA - IRP [2C]	100,000	31,058	0	0	31,058	68,942		
334 - BART FARE COLLECTION SYSTEM	700,000	0	0	0	0	700,000		
1.3.334.01.050.06 - BART:BART FARE COLLECTION EQP	700,000	0	0	0	0	700,000		
401 - ECONOMIC AND WORKFORCE DEVELOPMENT (EWD)	17,600	17,600	0	0	17,600	0		
1.3.401.01.080.04 - EWD: MAYORS OFFICE ECON DEV	17,600	17,600	0	0	17,600	0		
1.3.401.01.080.04 - EWD: MAYORS OFFICE ECONOMIC &	0	0	0	0	0	0		
402 - DEPARTMENT OF TECHNOLOGY	242,371	237,534	0	0	237,534	4,837		
1.3.402.07.050.04 - DT:1UTL:COMM. CONNECTIONS	166,756	166,179	0	0	166,179	577		
1.3.402.08.050.04 - DT:2UTL:COMM.CONNECTIONS	75,615	71,354	0	0	71,354	4,261		
404 - DEPARTMENT OF BUILDING INSPECTION (DBI)	1,204,081	1,204,081	0	0	1,204,081	0		
1.3.404.01.080.06 - DPT OF BUILDING INSPECTION	1,204,081	1,204,081	0	0	1,204,081	0		
491 - FORM B - REIMBURSEMENT	(12,227,954)	0	0	0	0	(12,227,954)		
1.3.491.02.040.02 - FORMB - CONTRACT 1252 UTILITY REIMBUR	(254,050)	0			0	(254,050)	73	
1.3.491.03.040.02 - FORMB - UMS:CONTRACT 1300 UTILITY REIMBURSEMENT	(528,370)	0			0	(528,370)	74	
1.3.491.04.040.02 - FORMB - CTS:CONTRACT 1300 UTILITY REIMBURSEMENT	(451,703)	0			0	(451,703)	75	
1.3.491.05.040.02 - FORMB - YBM:CONTRACT 1300 UTILITY REIMBURSEMENT	(100,000)	0			0	(100,000)	76	
1.3.491.06.040.02 - FORMB - CONTRACT 1300 UTILITY REIMBUR	0	0			0	0	77	
1.3.491.07.040.02 - FORMB - CONTRACT 1250 UTILITY REIMBUR	(2,275,419)	0			0	(2,275,419)	78	
1.3.491.08.040.02 - FORMB - CONTRACT 1251 UTILITY REIMBUR	(7,618,412)	0			0	(7,618,412)	79	
1.3.491.09.040.02 - FORMB - STS:CONTRACT 1300 UTILITY REIMBURSEMENT	(1,000,000)	0			0	(1,000,000)	80	
TOTAL CONSTRUCTION PHASE	1,349,149,982	888,261,217	11,119,888	12,455,783	900,741,468	448,614,706		
1.4.091.01.070.01 - LRVs: LIGHT RAIL VEHICLES RFP [34B]	1,324,123	1,319,773	0	0	1,319,773	4,350		
1.4.091.01.070.01 - LRVs: LIGHT RAIL VEHICLES PROJECT MGT [68E]	828,009	828,009	0	0	828,009	0		
1.4.091.01.070.01 - LRVs: LRV PROCUREMENT ODC	25,000	0	0	0	0	25,000		
1.4.091.01.070.01 - LRVs: LRV PROCUREMENT	11,131,868	0	0	831,813	831,813	10,300,056		
1.4.091.97.070.01 - LRVA:AC: VEHICLES ALLOC CONTI	13,076,653					13,076,653	23	
TOTAL VEHICLES	26,385,654	2,147,782	0	831,813	2,979,595	23,406,059		
1.5.015.01.060.01 - RE: EASEMENT ACQUISIT	400,000	322,939	0	0	322,939	77,061		
1.5.015.01.060.01 - RE: REAL EST SITE ACQ	15,955,637	14,307,667	0	0	14,307,667	1,647,970		
1.5.015.01.060.01 - RE: REAL ESTATE	766,272	766,272	0	0	766,272	0		
1.5.015.01.060.01 - RE: REC & PARK MOU	6,987,624	6,987,624	0	0	6,987,624	0		
1.5.015.01.060.01 - RE:DEPT OF TRANSPOR	2,686,000	2,686,000	0	0	2,686,000	0		
1.5.015.01.060.01 - RE:-LICENSES FEES	400,000	381,311	0	0	381,311	18,689		
1.5.023.01.060.01 - ATTY:REAL ES	2,764,373	2,764,373	0	499	2,764,872	(499)		
1.5.101.01.060.02 - RES.RELO: RELOCATION COST	1,275,200	1,289,701	0	0	1,289,701	(14,501)		
1.5.102.01.060.02 - COMM.RELO-RELOC COMMERCIAL	905,311	1,119,729	0	0	1,119,729	(214,418)		
TOTAL ROW, LAND, EXISTING IMPROVEMENTS	32,140,418	30,625,617	0	499	30,626,116	1,514,302		
90 - CONTINGENCY	75,865,430	0	0	0	0	75,990,931		
1.7.500.91.090.00 - UNALLOCATED CONTINGENCY	9,005,903					9,005,903	81	

[A] Cost Account Description	BUDGET	ACTUAL COSTS					[G]	
	[B] July 2017 Budget (YOE)	[C] PRIOR MONTH Total	[D] PRIOR MONTH Monthly	[E] CURRENT Monthly	[F] CURRENT Total	[G] VARIANCE (B - F)	COST REPORT NOTES	
TOTAL ALLOCATED CONTINGENCY	66,985,028					66,985,028		
TOTAL PROJECT COST	1,578,300,004	1,081,527,629	11,119,888	13,288,094	1,094,840,190	483,666,005		

7.1 Program Project Budget	
1	The Central Subway Project (CSP) (SFMTA Capital Program CPT 544) is defined in the FTA-SFMTA October 2012 Full Funding Grant Agreement with a budget of \$1.578 billion.
2	The TBM Retrieval Shaft Relocation (SFMTA Capital Program CPT 690) is one of four capital projects that is related to CSP. These projects are reported for background information as needed outside of the main body of the Project Monthly Progress Report.
3	The Chinatown Plaza (CPT 718) is for Chinatown Station enhancement capital project. The project has funding outside of the Central Subway Project. The construction is carried out in Contract 1300 Contract Modifications.
4	CPT 665 is a Real Estate project to relocation in compliance with California regulations for business relocations but outside of the Central Subway Project as defined by the FTA FFGA.
5	CPT 705 is an SFMTA capital improvement between the Agency and community stakeholders outside of the Central Subway Project.
6	Utility company reimbursements (Form B) result in funds received for work carried out on behalf of utilities concurrent to CSP work to achieve efficiencies.
7	PG&E Power Feed reimbursement funds are the refunds from PG&E when completion of Stations construction and switch to permanent power.
8	BART Elevator funds are reimbursements for work carried out on behalf of BART to install BART Powell Street Station elevator.
9	The Tutor Perini - CAD Files funds are the result of payments by the contractor for project documentation not included in the contract.
10	SFPUC Sewer Main funds are reimbursements for work carried out on behalf of San Francisco PUC (includes 10% construction contingency).
11	Traffic Effectiveness Project funded Contract Modification #40 for Culvert, Street & Sidewalk Restoration in North Beach are reimbursements for work carried out in Contract 1252 on behalf of SFMTA SSD.
12	SFPUC 24" Water Main funds are reimbursements for work carried out in Contract 1252 Contract Modification #41 on behalf of San Francisco PUC (includes construction management cost).
13	SFPUC North Beach 24" Water Main Additional Work funds are reimbursements for work carried out in Contract 1252 Contract Modification #48 on behalf of San Francisco PUC (includes construction management cost).
14	CN1300 Contract Modification #6 is funded by Chinatown Plaza (CPT 718) project.
15	Traffic Effectiveness Project funded Contract Modification #51 for support for North Beach Restoration, OCS and Streetlighting which are reimbursements for work carried out in Contract 1252.
16	Public Works' funds are for reimbursements for work carried out on behalf of Public Works MOU for Water Line above YBM Station.

7.4 Contingency Management Trend Report	
17	In Oct 2014 Report, updated Contract 1250 contract cost to segregate contract amount and contract modification amount. Note that September 2013 Supplemental Authorized Contingency "column f" did not include completed contract.
18	In Oct 2014 Report, updated Contract 1251 contract cost to segregate contract amount and contract modification amount. Note that September 2013 Supplemental Authorized Contingency "column f" did not include completed contract.
19	Contract 1252 Original Contract Value "column a" and Original Contingency "column f" did not match September 2013 Supplemental due to Supplemental were used the revised value to reflect Contract Modifications #3-#18. Reduced Contract 1252 contingency to reflect CMod #20 for retrieval shaft relocation cost \$5.15M funded by CPT690, CMod #40 for Culvert, Street & Sidewalk Restoration cost \$694,651 funded by Traffic Effectiveness Project (TEP), and CMod #41 for install 24" Water Main in North Beach cost \$328,860 funded by SFPUC. In August 2015 report, release \$15M CN1252 Tunnel assigned contingency to program unallocated contingency. In March 2106 report, reduced Contract 1252 contingency by \$377,435 cost to reflect certification of five CMODS. CMod#49, #52 and #53 total \$221,967 are funded by CPS. CMod#51 Support for North Beach Restoration, OCS and Streetlighting cost of \$155,468 is being funded by TEP. Released \$155,468 CN1252 allocated contingency to program's unallocated contingency. In May 2016 report, reduced Contract 1252 contingency by \$185,913 cost to reflect certification of two CMODS. In July 2016 report, increased Contract 1252 contingency by \$15,259 cost to reflect certification of one CMOD. In October 2016 report, increased Contract 1252 contingency by \$319,658 to reflect certification of three credit CMODs.
20	BART Elevator scope and SFPUC Sewer Main scope is in Contract 1300; effort will be funded by BART. In January 2015 Report, corrected Station Contract value to match awarded amount.
21	In March 2016 Report, lowered Contract 1300 Stations CTS contingency by \$75,000 because Contract Modification #6 was funded by Project CPT718. In Nov 2016 report, reversed moving contingency.
22	In April 2015 report, real estate budget stated in RAMP Rev5 is \$36.7M, including \$1M contingency. The cost workbook ROW & contingency budget reflects this with \$36,511,799 and \$1,000,000 respectively. Revised cost book ROW budget & contingency to be \$37,511,799. The \$4,265,478 Caltrans lease savings is allocated to ROW allocated contingency. In February 2017, released \$5,265,478 from completed phase Real Estate assigned contingency to program unallocated contingency.
23	In Dec 2014 Report, redistributed LRV budget to reflect recent firm bid cost per vehicle (\$3,327,250/unit) from vehicle procurement contract award. (SFMTA Board meeting 15JUL14, calendar item #11). Vehicle line item total budget remains unchanged, redistributed fund by reducing base amount to \$13,309,000, column "c" and increased allocated contingency column "h", by same amount.

24	In Oct 2014 Report, made two corrections: i) revised Professional Services, Original Contract Value "column a" from \$310,518,041 to \$310,618,041, ii) revised Original Cogency. "column f" unallocated contingency from \$3,883,481 to \$3,845,945. In April 2015 report, used \$500K program contingency for CS-175 Bayland Soil Process contract. In August 2015 Report, added \$15M from Contract 1252. In March 2016 Report, the \$155,468 costs funded by other project offset credits added to program's unallocated contingency. In August 2016 Report, used \$15M to UMS contingency and \$5M to CTS contingency. In February 2017, increased \$5,265,478 from real estate contingency to program unallocated contingency and used \$1M for CN1300 Job Readiness Program contract.
25	The total Central Subway Project budget of \$1.578 billion, based on the October 2012 FFGA with the FTA, is the primary MPR report reference.
26	Estimate at Completion is shown at Column "e".
27	Estimate at Completion vs. Budget variance is shown at Column "k".

7.5 Contract Modification/Trend Log - Contract 1300 Stations

28	Reported all trend cost for Contractor Change Order Requests and Proposed Contract Change and applied probability to forecasted trends. In April 2016 Report, reviewed probability formula and adjusted cost. In May 2017, updated probability formula and adjusted cost.
----	---

7.6 Budget Revisions: Report Sorted by Construction Packages

29	In Dec 2014 Report, reduced CN1252 allocated contingency by \$28K to execute Contract Modification #46, see Report 7.5 Detail Contingency Usage Report. In August 2015 report, release \$15M CN1252 Tunnel assigned contingency to program unallocated contingency. In March 2016 report, five contract modifications certified totaling \$377,435 of which \$155,468 is using another source of funding. Released \$155,648 from CN1252 Tunnel assigned contingency to program unallocated contingency. In May 2016 Report, reduced CN1252 allocated contingency by \$186K to execute Contract Modification #54 and #55, see Report 7.5 Detail Contingency Usage Report. In October 2016 Report, increased CN1252 allocated contingency by \$319,658 to execute three contract modifications (#57, #58 and #59), see Report 7.5 Detail Contingency Usage Report.
30	In February 2017 report, initiated budget from program unallocated contingencies for CN1300 Job Readiness Program. CN1300 Job Readiness Program budget was part of CN1300 base value, a deduction contract modification will lower CN1300 contract value.
31	In April 2015, initiated budget from program unallocated contingencies for CS-175 Bayland Soil Process contract, refer to Note 20.
32	In February 2017, released completed phase real estate assigned contingency \$5,265,478 to program unallocated contingency.

33	In Dec 2014 Report, redistributed LRV budget to reflect recent firm bid cost per vehicle (\$3,327,250/unit) from vehicle procurement contract award. (SFMTA Board meeting 15JUL14, calendar item #11). Vehicle line item total budget remains unchanged, redistributed fund by reducing base amount to \$13,309,000 and increased allocated contingency by same amount.
34	In October 2016 report, 1252 program contingency increased by \$319,658 due to execution of three contract modifications as credit offsets. In November 2016 report, took away \$75,000 funding from program's unallocated contingency and moved to CTS allocated contingency. In February 2017 report, initiated budget from program unallocated contingencies for CN1300 Job Readiness Program. CN1300 Job Readiness Program budget was part of CN1300 base value, a deduction contract modification will lower CN1300 contract value. Also released \$5,265,478 assigned real estate contingency to program unallocated contingency. In June 2017, initiated budget from Contract 1251's contract value (true final administrative close out cost) to program unallocated contingency, a deduction contract modification that lowered CN1251's contract value by \$125,501.
35	In April 2015 report, program contingency decreased by \$500,000. In August 2015 report, release \$15M CN1252 Tunnel assigned contingency to program unallocated contingency. In March 2016 report, released \$155,468 from Contract 1252 Tunnel assigned contingency and \$75,000 from Contract 1300 Stations assigned contingency totaling \$230,956. In August 2016, released a total of \$20M unassigned contingency to assigned contingency; \$15M to CN1300 UMS station and \$5M to CTS station. In February 2017 report, initiated budget from program unallocated contingencies for CN1300 Job Readiness Program. CN1300 Job Readiness Program budget was part of CN1300 base value, a deduction contract modification will lower CN1300 contract value. Also released \$5,265,478 assigned real estate contingency to program unallocated contingency. In July 2017, increased program unallocated contingency by \$125,501 due to CN1251's revised contract value.

7.7 Budget Expenditures by SCC Codes

36	In March 2017, added new columns for "Supplemental 2013 Budget" and "Remaining Budget". In April, added new column for "Contingency". In May 2017, added new column for "Report Note". In May 2017, breakdown the combined SCC codes 10 to 50 into individual row for 10, 20, 40, 50 categories. Assigned SCC code to all CN1300 potential changes. Contract 1300 Station assigned contingency SCC are 20.01 and 20.03. The budget transfer is using assigned contingency to process contract modifications. In June 2017, adjusted and realigned SCC codes.
----	--

7.9 Detail Monthly Expenditure Report

Phase 1 Preliminary Engineering

37	In February 2017, line item budget was adjusted to line-up expenditures. Famis cost for Preliminary Engineering (PE) is \$48,210,903.71. Cost Report for Preliminary Engineering (PE) is \$46,542,060. Some Design cost reported in Famis were moved to Design Phase.
----	---

Phase 2 Design Phase

38	Famis cost adjustment to transfer Project Management cost from July 2013 to Phase 3 Construction Phase.
----	---

39	Famis Phase 1 PE Index Code: 357906.CPT5441112 cost is \$10,222,939 \$8,949,300 is reported in Cost Report Phase 1 PE and the balance of \$1,273,639 is reported in Phase 2 Design.
40	1.2.021.01.080.03 - FD:CTYCO-ARTS COMMISSION [357909ART001.CPT5441227]: FAMIS: \$1,425,167 Cost Report: \$1,425,167 cost is reported in Phase 2 Design, 1.2.021.01.080.03 Cost Transfer: Remaining cost is reported in Phase 3 Construction, 1.3.021.01.080.03 - ARTS:CTYCO-ARTS COMMISSION [357909ART001.CPT5441227]
41	In December 2016 Report, Central Subway Project has re-activated CSA Audit Work Order to perform overhead audit for three consultant forms.
42	1.2.055.01.080.02 - FD:ODCs - 651 BRANNAN STREET [35CPT5441241.CPT5441241]: FAMIS: \$2,294,910 Cost Report: \$2,294,910 1.2.055.01.080.02 Cost Transfer: Future costs to be allocated to 1.3.055.01.080.02 - FD:ODCs - 651 BRANNAN STREET [35CPT5441241.CPT5441241]
43	1.2.063.01.080.03 - AECOM.CS149 OM-EPC JV CS149-PM [68CPT544133D.CPT544133D]: FAMIS: \$4,698,167 Cost Report: \$4,698,167 on 1.2.063.01.080.03 Cost Transfer: Future costs to 1.3.063.01.080.03 - AECOM.CS149 OM-EPC JV CS149-PM [68CPT544133D.CPT544133D]
44	AVA Cost \$395,204 is reported in Phase 2 Final Design 1.2.066.01.080.03
45	In January 2017 Report, remove variance amount of (\$920,555) that was incorrectly reported in August 2016.
46	1.2.071.01.080.02 - FD:FINAL DESIGN-DP1 [35CPT5441232.CPT5441232]: FAMIS: \$5,608,147 Cost Report: \$5,469,336 Cost Transfer: \$138,811 to 1.3.071.01.080.04 - FD:FINAL DESIGN-DP1 [35CPT5441232.CPT5441232]
47	1.2.072.01.080.02 - FD:FINAL DESIGN-DP2 [35CPT5441233.CPT5441233]: FAMIS: \$26,268,511 COST REPORT: \$26,220,609 COST TRANSFER: \$47,902 to 1.3.072.01.080.04 - FD:FINAL DESIGN-DP2 [35CPT5441233.CPT5441233]
48	1.2.073.01.080.02 - FD:FINAL DESIGN-DP3 [35CPT5441236.CPT5441236]: FAMIS: \$11,502,372 COST REPORT: \$11,432,312 COST TRANSFER: \$70,060 to 1.3.073.01.080.04 - CM: DP3 [35CPT5441236.CPT5441236]

Phase 3 CONSTRUCTION PHASE

49	1.3.021.01.080.03 - ARTS:CTYCO-ARTS COMMISSION [357909ART001.CPT5441227]: FAMIS: \$1,525,982 Cost Report: \$1,425,167 1.2.021.01.080.03 Cost Transfer: any future costs to 1.3.021.01.080.03
50	In January 2017 Report, revised SCC Code from 1.2.032.02.080.02 -1424J-BOE LABOR [PWE1X5MPFUNA.CPT544112B112] to 1.3.032.06.080.04 to correct incorrect SCC assignment for DPW support to construction phase.
51	In January 2017 Report, revised SCC Code from 1.2.032.02.080.02 -1424J-BOE LABOR [PWE1X5MPFUNA.CPT544112C112] to 1.3.032.06.080.04 to correct incorrect SCC assignment for DPW support to construction phase.
52	In January 2017 Report, revised SCC Code from 1.2.032.02.080.02 -1424J-BOE LABOR [PWE1X5MPFUNA.CPT544112D112] to 1.3.032.06.080.04 to correct incorrect SCC assignment for DPW support to construction phase.
53	In January 2017 Report, revised SCC Code from 1.2.032.02.080.02 -1424J-BOE LABOR [PWE1X5MPFUNA.CPT544112E112] to 1.3.032.06.080.04 to correct incorrect SCC assignment for DPW support to construction phase.
54	In January 2017 Report, revised SCC Code from 1.2.032.02.080.02 -1424J-BOE LABOR [PWE1X5MPFUNA.CPT544112F112] to 1.3.032.06.080.04 to correct incorrect SCC assignment for DPW support to construction phase.
55	In January 2017 Report, revised SCC Code from 1.2.032.02.080.02 -1424J-BOE LABOR [PWE1X5MPFUNA.CPT544112G112] to 1.3.032.06.080.04 to correct incorrect SCC assignment for DPW support to construction phase.
56	1.3.055.01.080.02 - FD:ODCs - 651 BRANNAN STREET [35CPT5441241.CPT5441241]: FAMIS: \$2,294,910 Cost Report: \$2,294,910 1.2.055.01.080.02 - FD:ODCs - 651 BRANNAN STREET [35CPT5441241.CPT5441241] Cost Transfer: Future costs to be allocated to 1.3.055.01.080.02
57	1.3.063.01.080.03 - AECOM.CS149 OM-EPC JV CS149-PM [68CPT544133D.CPT544133D]: FAMIS: \$4,698,167 Cost Report: \$4,698,167 on 1.2.063.01.080.03 Cost Transfer: Future costs to 1.3.063.01.080.03 - AECOM.CS149 OM-EPC JV CS149-PM [68CPT544133D.CPT544133D]
58	In February 2017, transferred \$1,060,000 from programs unallocated contingency to initiate CN1300 JOB READINESS contracts, (cost account code 1.3.064.06.040.08). A deductive Construction Modification to CN1300 will process.
59	Used \$500K program contingency for CS-175 Bayland Soil Process contract. Refer to Report Notes #20.
60	1.3.071.01.080.04 - FD:FINAL DESIGN-DP1 [35CPT5441232.CPT5441232]: FAMIS: \$5,608,147 Cost Report: \$5,469,336 Cost Transfer: \$138,811 to 1.3.071.01.080.04 - FD:FINAL DESIGN-DP1 [35CPT5441232.CPT5441232]

61	1.3.072.01.080.04 - FD:FINAL DESIGN-DP2 [35CPT5441233.CPT5441233]: FAMIS: \$26,268,511 COST REPORT: \$26,220,609 COST TRANSFER: \$47,902 to 1.3.072.01.080.04 - FD:FINAL DESIGN-DP2 [35CPT5441233.CPT5441233]
62	Contract 1251 Final cost is \$20,794,582.
63	In March 2016, July 2016 and October 2016, contract 1252 modifications budget and actuals have been realigned and adjusted to reflect actuals costs.
64	In March 2016, July 2016 and October 2016, contract 1252 modifications budget and actuals have been realigned and adjusted to reflect actuals costs.
65	Revised Contract 1252 allocated contingency SCC code from 040.08 to 010.07.
66	In July 2015 Report, used Contract 1300 Contractor schedule to report budget and actual cost. The Standard Cost Categories (SCC) allocation changed from previous reports. In August 2015 Report, adjusted some of Contract 1300 Contractor SCC assignment to match most of previous SCC assignment. In March 2016, \$75,000 Cmod#6 subtracted from CN1300 Stations contingency (using CPT718 funding) and transferred to Program contingency; this lead to the total CN1300 Station budget being lowered.
67	Revised Contract 1300/UMS allocated contingency SCC code from 040.08 to 020.03.
68	In March 2016 Report, reduced Contract 1252 contingency by \$377,435 cost to reflect certification of five CMODS.
69	Revised Contract 1300/CTS allocated contingency SCC code from 040.08 to 020.03.
70	Negative Current or Prior Monthly expenditure is due to replenish allowance expenses by approved Contract Modifications.
71	Revised Contract 1300/YBM allocated contingency SCC code from 040.08 to 020.03.
72	Revised Contract 1300/STS allocated contingency SCC code from 040.08 to 020.01.
73	Revised Form B Reimbursements SCC code from 900.01 to 040.02
74	Revised Form B Reimbursements SCC code from 900.01 to 040.02
75	Revised Form B Reimbursements SCC code from 900.01 to 040.02
76	Revised Form B Reimbursements SCC code from 900.01 to 040.02
77	Revised Form B Reimbursements SCC code from 900.01 to 040.02
78	Revised Form B Reimbursements SCC code from 900.01 to 040.02
79	Revised Form B Reimbursements SCC code from 900.01 to 040.02
80	Revised Form B Reimbursements SCC code from 900.01 to 040.02

81	<p>Increase Program contingency \$1,023,508. Refer to Report Notes #11 and #12. In April 2015 report, program contingency decreased by \$500,000. Refer to Report Notes #20. In August 2015 report, release \$15M CN1252 Tunnel assigned contingency to program unallocated contingency. In March 2016 report, program unallocated contingency increased by \$230,468. In August 2016, released \$20M to CN1300 Construction assigned contingency from program unallocated contingency. In February 2017, used \$1,060,000 for CN1300 Job Readiness Program from unallocated contingency, refer to Note 31. Also, released \$5,265,478 assigned real estate contingency to program unallocated contingency, refer to Note 33. In June 2017, initiated budget from Contract 1251's contract value (true final administrative close out cost) to program unallocated contingency, a deduction contract modification that lowered CN1251's contract value by \$125,501, refer to Note 35.</p>
----	--

Appendix B

DETAIL SCHEDULE REPORTS

SCHEDULE HIGHLIGHTS

The Master Project Schedule (MPS) below includes progress through July 2017. The July 2017 Schedule Update submittal from Contract 1300 Contractor was not submitted due previous update corrections that needed to be completed before TPC provide the July update. The Contract 1300 schedule represented in this report is based on the SFMTA July 2017 Schedule Update.

The MPS shows a forecast Revenue Service Date of December 2019.

The controlling critical (longest) path of the MPS runs through CTS Excavation succeeded by STS Startup & Testing, Commissioning and Pre-Revenue Activities to the Baseline Finish and Revenue Service Date. See Appendix B – Longest Path. The latest schedule shows the longest path running through the Chinatown Station (CTS). Contractor is required to implement a Recovery Schedule to put the Project back on schedule.

Schedule Contingency is fully utilized on the critical path of the MPS, which is below the Minimum Schedule Contingency level of 6 months. A schedule re-evaluation will be performed, utilizing the updated Contract 1300 Schedule. Recovery options are being implemented in key areas as work proceeds. SFMTA continues to meet with Contractor to discuss all schedule concerns and comments. Excavation and Support of the Top Center Drift, Center Bench and Invert Steps of the South Platform Cavern continues. Despite expected ground conditions as described in the GBR, TPC's mining productivity has not been as planned. In an effort to recover some lost time, the Engineer of Record authorized a change of working sequence allowing TPC to perform South Drift excavation of the Crossover prior to complete the South Platform Cavern excavation. These changes allowed Contract 1300 Schedule to maintain the current forecasted Revenue Service Date of 10 December 2019 for the third month without additional delay.

Contract 1300 Contractor submitted thirty (30) Schedule Updates from December 2014 to May 2017. SFMTA rejected sixteen (16) Schedule Updates from January 2016 to April 2016 and June 2016 to June 2017 due to multiple and repetitive issues that vary from incorrect working sequence to unrealistic forecasted completion dates to artificially steering the schedule longest path through certain portions of the project. SFMTA approved as noted December 2014 through December 2015 2015, and May 2016 Schedule Updates. Contractor has been directed to develop a Recovery Schedule as required by Contract to mitigate the current forecasted project delay. The 18 month "gap" of missing Schedule Updates at the beginning of the job has interfered with efficient resolution of Contractor's assertions of Unavoidable Delay to the project-wide Substantial Completion date, which is additionally impacting the Contractors review of options for schedule recovery.

Contract 1300 - WP1253 UMS / WP1254R CTS / WP1255 YBM / WP1256 STS:

The Contractor, Tutor Perini Corporation's (TPC) baseline schedule is incorporated into the master program schedule. The preliminary SFMTA Contract 1300 July 2017 schedule is used within the July Report. The SFMTA Contract 1300 July 2017 schedule is based on the approved baseline schedule logic with adjustments made for fixing retained logic and lags. The SFMTA will continue to use the SFMTA Contract 1300 schedule update as a forecasting tool going

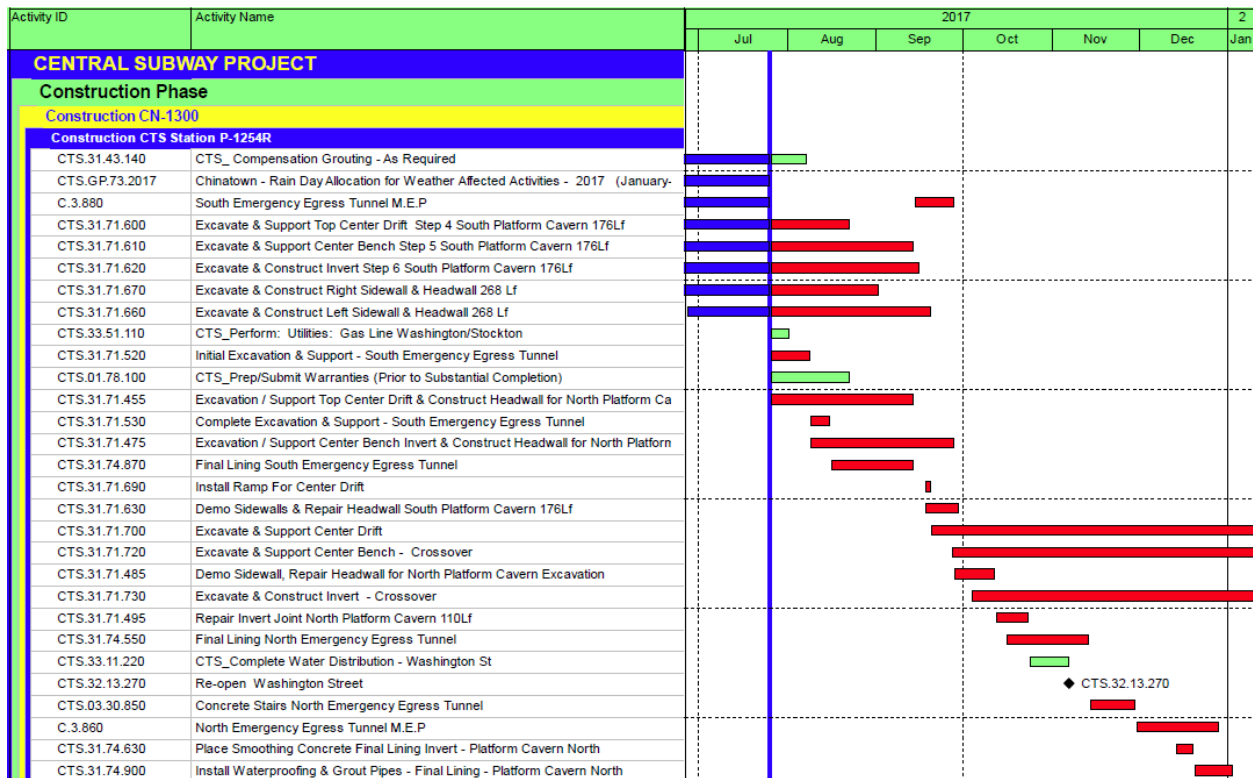
forward until the Contract 1300 Contractor submits an acceptable schedule that addresses all of SFMTA scheduling concerns.

Work Package P-1254R (CTS) has performed the following work this month:

- Head house- excavated to 16' below Temp Level 5.0 walers and struts
- Platform Cavern South (PCS) Center Drift (top heading, bench, invert) is 65% completed
- Platform Cavern North (PCN) Center Drift (top heading, bench, invert) is 3% completed
- Cross Over Cavern Left and Right Side Drifts (top heading and invert) is 45% completed
- Incidental street work (minor), ongoing monitoring and surveying
- Completed barrel vault installation for Reach 4 of PCS

Work Package P-1254R (CTS) will perform the following work next month

- Platform Cavern South – continue with Center Drift Top Heading, Bench and Invert
- Platform Cavern South – complete Barrel Vault for Reach 5
- Platform Cavern North – continue center drift top heading, bench, and invert
- Cross Over Cavern – continue Left and Right Side Drift Top Heading and Invert



Work Package P-1253 (UMS) has performed the following work this month:

- Platform Station: Completed excavation of station box. Poured northern half of invert slabs. Poured mud mat to south half of station box
- Emergency exit stairs 3 and 4: Completed pile repairs and commenced installation of waterproofing
- North Concourse: Poured first sections of HVAC duct at fan level and completed fan trench invert
- North Entrance: Continued concourse level steel erection and rough-in HVAC and Mechanical/Electrical/Plumbing MEP
- South Concourse: Installed waterproofing for escalator ramp
- Ellis Street: Commenced pavement restoration work on South side of Ellis Street

Work Package P-1253 (UMS) will perform the following work next month:

- Platform Station: Complete UMS invert slabs.
- North Concourse: Complete fan trench (fan level) shotcrete walls between GL 16.3 – GL 17.

- South Concourse: Complete south concourse invert slabs.
- Ellis Street: Complete pavement restoration of Ellis Street including Market/Stockton sidewalks.

Activity ID	Activity Name	2017											
		Jul	Aug	Sep	Oct	Nov	Dec	Jan					
CENTRAL SUBWAY PROJECT													
Construction Phase													
Construction CN-1300													
Construction UMS Station P-1253													
Administrative / Milestones													
Preconstruction													
Engineering & Procurement													
Roof Deck Excavation, Construction, Restoration													
Excavation & Support													
UMS.31.23.730	UMS_Dewatering Maintenance												
UMS.03.37.0700	UMS_Install Drain Pipe & Grout Fill \Void Between Piles - Roof To Concourse Lev												
UMS.31.20.1120	UMS_Excavate to Bottom of North Concourse Slab (Intermediate Strut Level)												
UMS.03.30.1525	UMS_Form/Rebar/Pour Invert Slab For South Concourse Escalator Upper Landin												
UMS.31.20.1355	UMS_Excavate HVAC Chase Beneath North Concourse Slab (Intermediate Strut												
UMS.31.20.1345	UMS_Remove Temporary Struts & Wales For South Concourse Escalator												
UMS.31.43.150	UMS_Compensation Grouting - As Required												
UMS.03.30.1535	UMS_Form/Rebar/Pour Walls For South Concourse Escalator Upper Landing												
UMS.05.12.2250	UMS_Install W-Section Piles Reinforcement - (Intermediate Strut Level)												
Concrete/Shotcrete													
UMS.03.30.1830	UMS_Place 6" Mud Slab - South Concourse Slab on Grade												
UMS.03.30.1840	UMS_Place Grout Protection Slab - South Concourse Slab on Grade												
UMS.03.30.2225	UMS_F/R/P HVAC Duct Chase Invert - North Concourse												
UMS.03.30.2250	UMS_Place Granular Base - North Concourse Slab on Grade												
UMS.03.30.2260	UMS_Place Mud Slab - North Concourse Slab on Grade												
UMS.07.13.0700	UMS_Install Waterproof Membrane - North Concourse Slab on Grade												
UMS.03.30.2270	UMS_Place Protective Grout Cover - North Concourse Slab on Grade												
UMS.03.30.2235	UMS_F/R/P HVAC Duct Chase Walls - North Concourse												
UMS.03.30.0860	UMS_Form/Rebar/ Invert Slab - Pour #7												
UMS.03.30.0861	UMS_Place Concrete - Invert Slab - Pour #7												
UMS.03.30.2245	UMS_F/R/P HVAC Duct Chase Lid - North Concourse												
UMS.03.30.3030	UMS_Place Invert Level Granular Base Pours 5-7												
UMS.31.50.0802	UMS_Remove Temporary Support Level 3 Pour #2												
UMS.03.30.0822	UMS_Cure Concrete - Invert Slab - Pour #3												
UMS.03.30.0802	UMS_Cure Concrete - Invert Slab - Pour #1												
UMS.03.30.0580	UMS_Form /Rebar/ Pour Garage Intermediate Level Slab on Grade Col 16-17												
UMS.03.30.3040	UMS_Place Invert Level Mud Slab Pours 5-7												
UMS.31.50.0801	UMS_Remove Temporary Support Level 3 Pour #1												
UMS.31.50.0803	UMS_Remove Temporary Support Level 3 Pour #3												
UMS.07.13.0740	UMS_Install Invert Level Waterproofing System Pours 5-7												
UMS.07.13.0201	UMS_Install Waterproofing System - Exterior Walls to Platform Strut Level - Pour												

Work Package P-1255 (YBM) has performed the following work this month:

- Continued to replace the force main and AWSS at 4th & Howard
- Continued to investigate utility conflicts for 36" force main at Howard ongoing
- Completed sheet-pile drive for Stair 4 excavation
- 80% complete on electrical rough-in on Mezzanine – Station box
- 60% complete on electrical rough-in Headhouse walls
- Formed columns and poured at H Line 40% complete
- Poured Stair 5 walls
- Completed rebar installation at Elevator 3 and 4 walls
- Installed rebar at Stair 6
- Completed Metal Stair Installation: Stair 1 and Stair 4 to Platform
- Station Box: Pyrok plaster completed on Mezzanine and Concourse Level; Continued fire sprinkler piping rough-in on Concourse Level; Installed CMU wall at A Line on Concourse Level in progress; Continued to form Platform walls

Work Package P-1255 (YBM) will perform the following work next month:

- Station Box: Start pyrok plaster on Invert Level; Finish electrical on Mezzanine; Continue fire sprinkler piping rough-in on Concourse Level; Continue rebar and shotcrete 12" and 18" walls in Invert; FRP Platform Walls
- Start sidewalk and pavement replacement work on Clementina
- Pour topping slab Mezzanine and Concourse – Station box
- Pour Stair 1 and Stair 4 pans with nosings
- Start electrical rough-in on Concourse
- Bring rail into the station
- Continue columns in headhouse
- Continue electrical rough-in Headhouse walls
- Continue Elevator 3 and 4 walls
- Continue Stair 6 walls
- Continue utility work at intersection of 4th & Folsom
- Continue utility work at intersection of 4th & Howard
- Start Stair 4 shoring and excavation
- Setup headhouse shoring, build beams and install rebar for concourse deck
- Continue to install fire sprinkler main above ceiling – Invert Level Station Box
- Headhouse: Continue to shotcrete 12" walls; Pour 6 walls; Pour Elevator 3 and 4 walls

Activity ID	Activity Name	2017							2
		Jul	Aug	Sep	Oct	Nov	Dec	Jan	
CENTRAL SUBWAY PROJECT									
Construction Phase									
Construction CN-1300									
Construction YBM Station P-1255									
Excavation & Support									
Concrete/Shotcrete									
YBM.03.30.1020	F/R/P Platform Level Columns (C1 - C12)								
YBM.03.30.560	F/R/P Station Concrete walls below Platform, GL 00-04								
YBM.03.30.1030	F/R/P Perimeter Walls Platform Level- Headhouse along Slurry walls								
YBM.03.30.1040	F/R/P Perimeter Walls Platform Level- Station along Slurry walls								
YBM.03.30.510	Shore & Form Deck Headhouse Concourse Level Slab								
YBM.03.30.1060	Rebar/ Pour Headhouse Concourse Level Slab								
YBM.05.52.600	Install SS embedded Sleeves for Removable Guardrail, Headhouse Concourse le								
YBM.03.30.1490	Seismic Joints- Platform Level, Station (North and south wall at Tunnel)								
YBM.03.30.1070	Strip Forms & Shoring Deck from Invert Slab to Concourse Level Slab								
YBM.03.30.1080	F/R/P Station Concrete walls below Platform, GL 04-08								
YBM.03.30.1450	FRP Stair #2 from Platform to Concourse Level								
YBM.03.30.1100	F/R/P Station Concrete Platform, GL 00-06								
YBM.03.30.1090	F/R/P Station Concrete walls below Platform, GL 08-11								
YBM.03.30.1160	F/R/P Concourse Level Columns								
YBM.04.22.1390	CMU Walls Headhouse Platform Level								
YBM.03.30.1120	F/R/P Station Concrete walls above Platform, GL 00-02								
YBM.03.30.1140	F/R/P Station Concrete Stair #8, Platform, GL 00-01								
YBM.03.30.1170	F/R/P Walls Concourse Level- Headhouse along Slurry walls								
YBM.03.30.1110	F/R/P Station Concrete Platform, GL 06-11								
YBM.04.22.1130	CMU Walls above Platform- Station North Sector #1								
YBM.04.22.1380	YBM_IV 302 Install CMU Walls Traction Power/Main Electrical Rms								
YBM.03.30.1250	FRP Concrete Curb for CMU Walls Station Concourse Level								
YBM.03.30.1190	F/R/P Interior Walls Headhouse Concourse Level								
YBM.03.30.1150	F/R/P Station Concrete Stair #9, Platform, GL 10-11								
YBM.04.22.1400	CMU Walls above Platform- Station South Sector #2								
YBM.04.22.1430	CMU Walls for Art Work Panels Station- Concourse Level (6 locations)								
YBM.03.30.1200	Form Deck Headhouse Mezz Level Slab GL 05-08								
YBM.05.60.580	Set/ Weld Stair #3 Steel from Platform to Concourse Level								
YBM.22.14.250	YBM_PL Install Domestic Water-Under Platform Sector 1&2								

Work Package P-1256 (STS) has performed the following work this month:

- Completed 12" AWSS lateral installation on 4th/Brannan intersection
- Continued 8" water line installation at 4th/Brannan
- Continued 36" sewer force main at 4th/Bryant and 4th/Brannan
- Continued OCS pole installation
- Continued track plinth construction and track installation inside tunnels
- Continued pavement renovation along 4th Street

Work Package P-1256 (STS) will perform the following work next month:

- Continue 36" sewer force main installation
- Continue 18" AWSS installation
- Continue MRY ductbank installation
- Continue OCS pole installation
- Continue domestic water installation
- Continue pavement renovation
- Continue Rail installation in Tunnel

Activity ID	Activity Name	2017							2
		Jul	Aug	Sep	Oct	Nov	Dec	Jan	
CENTRAL SUBWAY PROJECT									
Construction Phase									
Construction CN-1300									
Construction STS P-1256									
STS.34.41.2080	STS_Install: Traffic Signal Conduit & Boxes 4th St/Townsend								
STS.34.42.2280	STS_Install: Train Control - Train Control Conduit - & JB's NB Union Square to C								
STS.34.42.2320	STS_Install: Train Control - Train Control Conduit - & JB's SB Union Square to C								
STS.33.31.525	Install New 36" Force Main Sewer 4th St - Through Brannan St Intersection								
STS.32.13.660	STS_Prep Phase 2 4th Street Subgrade - At Townsend St Intersection								
STS.32.13.840	STS_R/F/P Phase 2 4th Street 12" Base Slab - At Townsend St Intersection								
STS.34.42.2310	STS_Install: Train Control - Train Control Conduit - & JB's SB Portal To Moscone								
STS.26.05.2460	STS_Install: OCS System - Install Street Light/OCS Poles In 4th St - Freelon To E								
STS.26.05.2450	STS_Install: OCS System - Install Street Light/OCS Poles In 4th St - Welsh To Fr								
STS.26.05.2440	STS_Install: OCS System - Install Street Light/OCS Poles In 4th St - Bryant to W								
STS.34.41.1990	STS_Demo/Salvage: Traffic Signals 4th St								
STS.33.11.170	STS_Install: Utilities: Auxiliary Water Supply 12" Main 4th St (Through Brannan St								
STS.34.41.2000	STS_Install: Traffic Signals 4th St								
STS.33.31.120	Install New 36" Force Main Sewer @ 4th/Bryant								
STS.32.13.690	STS_Prep Phase 2 4th Street Subgrade - At Brannan St Intersection								
STS.32.13.780	STS_R/F/P Phase 2 4th Street Curbs & Gutters - At Brannan St Intersection								
STS.26.05.2320	STS_Demo: Street Lighting - Demo Street Lighting In 4th St - Brannan To Bluxom								
STS.26.05.2330	STS_Demo: Street Lighting - Demo Street Lighting In 4th St - Bluxome To Towns								
STS.26.05.2300	STS_Demo: Street Lighting - Demo Street Lighting In 4th St - Welsh To Freelon								
STS.26.05.2310	STS_Demo: Street Lighting - Demo Street Lighting In 4th St - Freelon To Brannan								
STS.34.41.2060	STS_Install: Traffic Signal Interconnect Conduit & Boxes 4th St Brannan To Towns								
STS.34.41.2050	STS_Install: Traffic Signal Interconnect Conduit & Boxes 4th St Bryant to Brannan								
STS.32.13.870	STS_R/F/P Phase 2 4th Street 12" Base Slab - At Brannan St Intersection								
STS.26.05.2720	STS_Install: OCS System - Install OCS Poles In Portal								
STS.34.21.2740	STS_Install: Traction Power - Sectionalized Breakers SB20 & SB21 - 4th/Bryant								
STS.34.42.1080	STS_Install: Security - SB Portal Intrusion Devices								
STS.26.05.0290	STS_Install: Tunnel Electrical - Unistrut For Conduit & Signal Supports - NB Porta								
STS.26.05.0530	STS_Install: Tunnel Electrical - Unistrut For Conduit & Signal Supports - SB Porta								
STS.26.05.120	STS_Install: Utilities: 230Kv Electrical Transmission Casing - Assist PG&E - 4th								
STS.33.11.340	STS_Install: Utilities: Track Drainage- 4th St (Brannan St To Bluxome St)								
STS.33.51.150	STS_Pothole: Utilities: Pothole for Gas Distribution								
STS.28.20.1790	STS_Install: Tunnel Electrical - CCTV Cameras - SB Portal To Moscone								
STS.34.42.0600	STS_Install: Train Control - Train Control Signals - SB Portal to Moscone								
STS.26.05.0560	STS_Install: Tunnel Electrical - Telephone Conduit - & JB's SB Portal To Moscon								
STS.26.05.0720	STS_Install: Tunnel Electrical - Unistrut For Conduit & Signal Supports - NB Mosc								
STS.26.05.0910	STS_Install: Tunnel Electrical - Unistrut For Conduit & Signal Supports - SB Mosc								

SCHEDULE REVISIONS

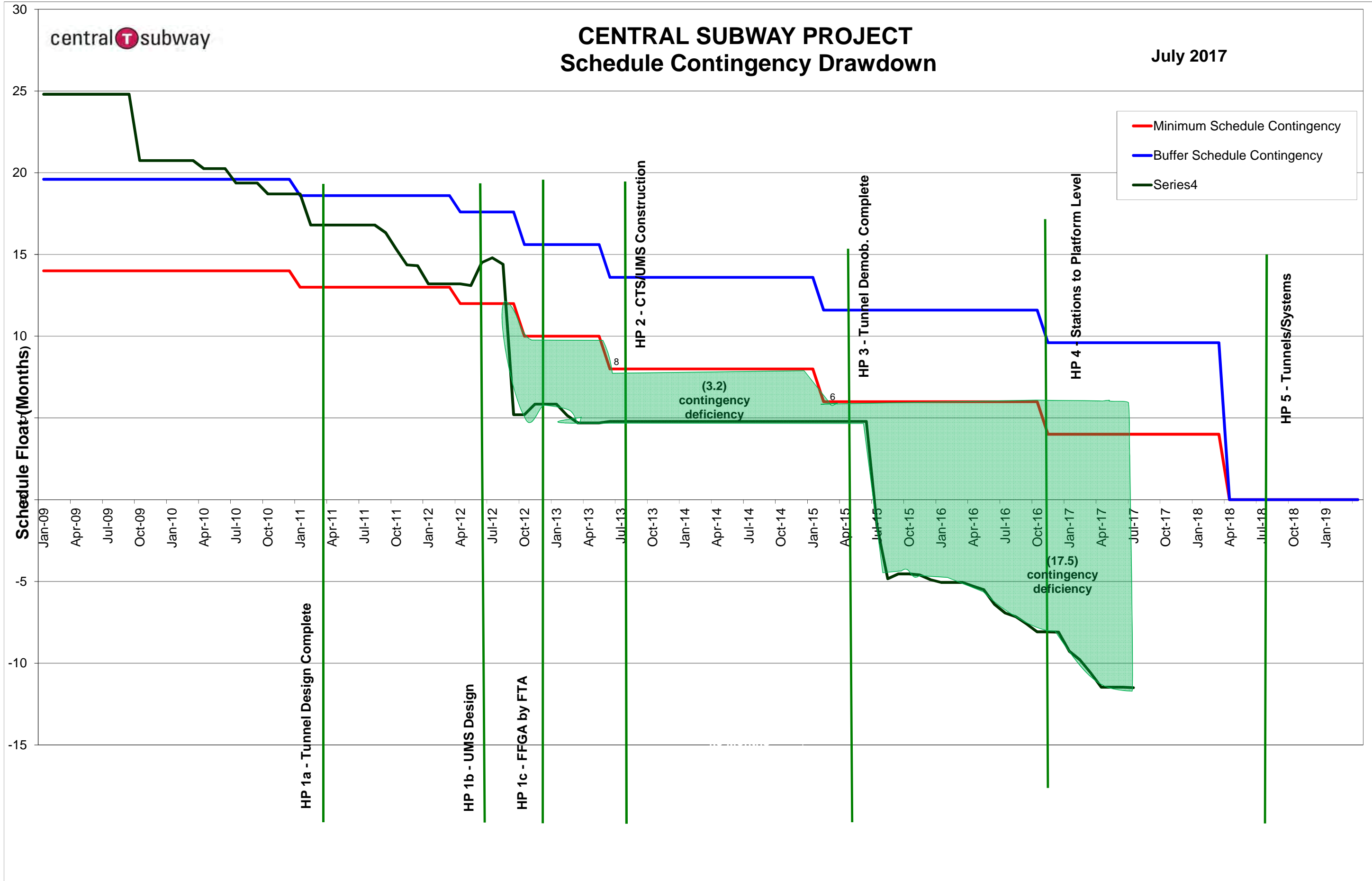
The SFMTA Contract 1300 July 2017 schedule update was added this period to the Central Subway Project Master Schedule.

LIST OF SCHEDULE REPORTS

- 1.1. Schedule Contingency Drawdown
- 1.2. Master Summary Schedule
- 1.3. Program Critical Path Schedule
- 1.4. Construction Contract Summary Schedule
- 1.5. Detail Schedule for Remaining Work

CENTRAL SUBWAY PROJECT Schedule Contingency Drawdown

July 2017



Activity ID	Activity Name	Original Duration	Start	Finish	2017			2018				2019				2020			
					Q2	Q3	Q4	Q1	Q2	Q3	Q4	Q1	Q2	Q3	Q4	Q1	Q2	Q3	
CENTRAL SUBWAY PROJECT					CENTRAL SUBWAY PROJECT														
Program Level Milestones					Program Level Milestones														
PJD1000	Central Subway Project Start	0	03-Jun-03 A																
MS0004A	Tunnel Excavation Complete - Project Milestone #4A	0		05-Sep-14 A															
MS0019	Baseline Finish Date: 12-26-2018	0		10-Dec-19*	◆ Baseline Finish Date: 12-26-2018														
MS0009	CSP Revenue Service Date	0		10-Dec-19*	◆ CSP Revenue Service Date														
Preliminary Engineering Phase					2661 03-Jun-03 A 07-Jan-10 A														
Final Design					1811 08-Jan-10 A 17-Jun-13 A														
Light Rail Vehicles					2319 15-Apr-13 A 20-Aug-19 Light Rail Vehicles														
Real Estate					3130 01-Aug-08 A 26-Jul-17 Real Estate														
Construction Phase					2634 04-Jan-10 A 10-Feb-20 Construction Phase														
Construction Support and Costs					2955 04-Jan-10 A 10-Feb-20 Construction Support and Costs														
Construction Utility Contract #1- MOS & Portal CN-1250					505 04-Jan-10 A 23-May-11 A														
Construction Utility Contract #2 - UMS CN-1251					643 12-Jan-11 A 15-Oct-12 A														
Construction Tunnels CN-1252					1518 08-Jun-11 A 26-Jul-17 Construction Tunnels CN-1252														
Construction CN-1300					1704 03-Jun-13 A 24-Sep-19 Construction CN-1300														
CN- 1300 Milestone					1635 17-Jun-13 A 24-Sep-19 CN- 1300 Milestone														
Construction UMS Station P-1253					1704 17-Jun-13 A 27-Jun-19 Construction UMS Station P-1253														
Construction CTS Station P-1254R					1572 17-Jun-13 A 27-Jun-19 Construction CTS Station P-1254R														
Construction YBM Station P-1255					1651 10-Jun-13 A 27-Jun-19 Construction YBM Station P-1255														
Construction STS P-1256					1626 03-Jun-13 A 11-Sep-19 Construction STS P-1256														
Project Start Up					167 26-Jun-19 10-Dec-19 Project Start Up														
Unallocated Contingency					115 26-Jun-19 10-Dec-19 Unallocated Contingency														
CO1.700	Cost Activity Unallocated Contingency (LOE) - 1.7.500.99.090.00 - Contingency	115	26-Jun-19	10-Dec-19	Cost Activity Unallocated Contingency														

Activity ID	Activity Name	Original Duration	Start	Finish	Total Float	2017		2018				2019				2020				2021				2022				2023
						Q2	Q3	Q4	Q1	Q2	Q3	Q4	Q1	Q2	Q3	Q4	Q1	Q2	Q3	Q4	Q1	Q2	Q3	Q4	Q1	Q2	Q3	Q4
CENTRAL SUBWAY PROJECT						658	02-May-17 A	10-Dec-19	-249																			
Program Level Milestones						0	10-Dec-19	10-Dec-19	-241																			
MS0019	Baseline Finish Date: 12-26-2018	0		10-Dec-19*	-241																							
MS0009	CSP Revenue Service Date	0		10-Dec-19*	-241																							
Construction Phase						658	02-May-17 A	10-Dec-19	-249																			
Construction CN-1300						539	02-May-17 A	26-Jun-19	-250																			
CN- 1300 Milestone						0	26-Jun-19	26-Jun-19	-250																			
MS-10	Substantial Completion - 1,700 Calendar Days (SP-4.B) { 10-Feb-18 }	0		26-Jun-19*	-502																							
BUF1017	STS Buffer Float- (0)	0	26-Jun-19	26-Jun-19	-241																							
STS1500	CN 1300 Substantial Completion	0		26-Jun-19	-350																							
Construction CTS Station P-1254R						541	02-May-17 A	26-Jun-19	-358																			
CTS.31.71.600	Excavate & Support Top Center Drift Step 4 South Platform Cavern 176Lf	71	02-May-17 A	22-Aug-17	-351																							
CTS.31.71.610	Excavate & Support Center Bench Step 5 South Platform Cavern 176Lf	71	31-May-17 A	13-Sep-17	-351																							
CTS.31.71.620	Excavate & Construct Invert Step 6 South Platform Cavern 176Lf	71	02-Jun-17 A	15-Sep-17	-351																							
CTS.31.71.690	Install Ramp For Center Drift	2	18-Sep-17	19-Sep-17	-351																							
CTS.31.71.630	Demo Sidewalls & Repair Headwall South Platform Cavern 176Lf	10	18-Sep-17	29-Sep-17	-351																							
CTS.31.71.700	Excavate & Support Center Drift	90	20-Sep-17	30-Jan-18	-351																							
CTS.31.71.720	Excavate & Support Center Bench - Crossover	90	27-Sep-17	06-Feb-18	-351																							
CTS.31.71.730	Excavate & Construct Invert - Crossover	90	04-Oct-17	13-Feb-18	-351																							
CTS.31.50.330	Install Temp Level 6 Struts & Wales & Preload	10	14-Feb-18	27-Feb-18	-350																							
CTS.31.71.740	Demo Sidewalls, Repair Headwall & Top Joint - Crossover	10	14-Feb-18	27-Feb-18	-351																							
CTS.31.20.335	Excavate to 3' Below Level 7 Struts EL -7.5 Col 4.0-11.0	15	16-Feb-18	08-Mar-18	-350																							
CTS.31.50.370	Install Temp Level 7 Struts & Wales & Preload	10	26-Feb-18	09-Mar-18	-350																							
CTS.31.20.380	Excavate Headhouse to Invert Slab EL -18.67	12	12-Mar-18	27-Mar-18	-350																							
CTS.31.74.700	Place Smoothing Concrete - Final Lining invert - Crossover Cavern	15	14-Mar-18	30-Mar-18	-424																							
CTS.31.20.010	Prep Invert Slab, Install Ground Mat, Gravel, Mud Slab	5	28-Mar-18	03-Apr-18	-350																							
CTS.31.74.705	Install Waterproofing - Final Lining invert - Crossover Cavern	15	31-Mar-18	17-Apr-18	-424																							
CTS.07.13.320	Install Waterproofing - Invert Slab	5	04-Apr-18	10-Apr-18	-350																							
CTS.03.53.028	CTS_UP - FRP Topping Concrete @ Base Slab - Head House	1	11-Apr-18	11-Apr-18	-350																							
CTS.03.30.030	Form/Rebar/Pour - Invert Slab (Head House)	14	12-Apr-18	01-May-18	-350																							
CTS.31.74.715	Install Rebar & Grout Piping - Final Lining invert - Crossover Cavern	20	18-Apr-18	10-May-18	-424																							
CTS.03.30.035	Form/Rebar/Pour/Strip - Columns & Walls Invert Slab to Platform Level	10	02-May-18	15-May-18	-350																							
CTS.31.74.710	Place Smoothing Concrete - Final Lining Invert -Cross Cut Cavern	6	11-May-18	17-May-18	-424																							
CTS.31.74.725	Place Concrete - Final Lining invert - Crossover Cavern	20	11-May-18	02-Jun-18	-424																							
CTS.03.30.050	Form/Rebar/Pour - Platform Level Slab - Headhouse	15	16-May-18	06-Jun-18	-350																							
CTS.31.74.960	Install Waterproofing & Grout Pipes - Final Lining Invert -Cross Cut Cavern	5	18-May-18	23-May-18	-424																							
CTS.31.74.970	Install Rebar - Final Lining Invert -Cross Cut Cavern	10	24-May-18	04-Jun-18	-424																							
CTS.31.74.980	Place Concrete - Final Lining Invert -Cross Cut Cavern	10	05-Jun-18	15-Jun-18	-424																							
CTS.03.30.060	Concrete Cure/Strip - Platform Level Slab	5	07-Jun-18	13-Jun-18	-350																							
CTS.31.50.110	CTS_CN Remove Level 5 Struts & Wales	5	14-Jun-18	20-Jun-18	-350																							
CTS.31.74.990	Install Waterproofing - Final Lining Arches - Crosscut Cavern	15	16-Jun-18	03-Jul-18	-424																							
CTS.03.30.065	Form/Rebar/Pour/Strip - Columns Platform Slab to Concourse Level (3 ea)	5	21-Jun-18	27-Jun-18	-350																							
CTS.31.74.1000	Install Rebar & Grout Piping - Final Lining Arches - Crosscut Cavern	15	22-Jun-18	09-Jul-18	-424																							
CTS.03.11.080	CTS_CN Install Falsework - For Headhouse Concourse Level Slab	10	28-Jun-18	12-Jul-18	-350																							
CTS.31.74.350	Shotcrete Final Lining Arches - Crosscut Cavern	20	03-Jul-18	25-Jul-18	-424																							
CTS.03.30.095	CTS_CN Form/Rebar/Pour - Headhouse Concourse Level Slab	15	06-Jul-18	26-Jul-18	-350																							
CTS.03.30.760	Shore/Rebar/Form Pour Track Slab - Crosscut Cavern	15	26-Jul-18	15-Aug-18	-350																							
CTS.03.30.075	CTS_CN Form/Rebar/Pour/Strip - Columns Concourse Slab to Intermediate Lev	5	27-Jul-18	02-Aug-18	-350																							
CTS.03.11.120	Install Falsework - For Intermediate Level Slab	10	03-Aug-18	16-Aug-18	-350																							
CTS.03.30.130	Form/Rebar/Pour - Intermediate Level Slab	10	08-Aug-18	21-Aug-18	-350																							
CTS.03.30.780	Rebar/Form/ Pour Platforms - Crosscut Cavern	20	09-Aug-18	06-Sep-18	-350																							
CTS.03.30.085	Form/Rebar/Pour/Strip - Columns Intermediate Slab to Lower Mezz Level	5	22-Aug-18	28-Aug-18	-350																							
CTS.03.30.770	Shore/Rebar/Form Pour Concourse Level Slab - Crosscut Cavern	15	23-Aug-18	13-Sep-18	-350																							

Activity Name	Original Duration	Start	Finish	2012				2013				2014				2015				2016				2017				2018				2019			
				Q1	Q2	Q3	Q4	Q1	Q2	Q3	Q4	Q1	Q2	Q3	Q4	Q1	Q2	Q3	Q4	Q1	Q2	Q3	Q4	Q1	Q2	Q3	Q4	Q1	Q2	Q3	Q4	Q1	Q2	Q3	Q4
CENTRAL SUBWAY PROJECT	2232	08-Jun-11 A	24-Sep-19																																
Construction Phase	2232	08-Jun-11 A	24-Sep-19																																
Construction Tunnels CN-1252	1518	08-Jun-11 A	15-May-15 A																																
1252 Tunnel Contract BIH	1518	08-Jun-11 A	15-May-15 A																																
Contract Milestones	1437	08-Jun-11 A	15-May-15 A																																
General Conditions	1480	01-Aug-11 A	15-May-15 A																																
4th & Bryant St TBM Launch Box Construction	686	30-Mar-12 A	02-Jun-14 A																																
Moscone Station Headwalls	430	14-May-12 A	20-Sep-13 A																																
UMS Station Headwalls	425	24-Jul-12 A	22-Nov-13 A																																
UMS - Remove Geary to Ellis OCS	5	24-Jul-12 A	26-Jul-12 A																																
UMS - Setup Traffic Control for Headwall Construction	1	30-Jul-12 A	30-Jul-12 A																																
North Headwall	237	27-Feb-13 A	22-Nov-13 A																																
South Headwall	404	31-Jul-12 A	22-Nov-13 A																																
4th St and Market Compensation Grouting	707	28-Jan-13 A	30-Apr-15 A																																
Southbound Tunneling	451	27-Apr-13 A	13-Oct-14 A																																
Ellis St Compensation Grouting	561	31-Jul-12 A	09-May-14 A																																
Green St Compensation Grouting	320	05-Aug-13 A	30-Jun-14 A																																
Retrieval Shaft	1070	31-Oct-11 A	20-Mar-15 A																																
Cross Passage 1-5	339	22-Mar-14 A	16-Apr-15 A																																
Cross Passage 1	79	14-Jun-14 A	13-Sep-14 A																																
Cross Passage 2	105	10-May-14 A	09-Sep-14 A																																
Cross Passage 3	127	31-Mar-14 A	28-Aug-14 A																																
Cross Passage 4	114	22-Mar-14 A	31-Jul-14 A																																
Cross Passage 5	277	31-May-14 A	16-Apr-15 A																																
Portal Structure	196	02-Sep-14 A	15-Apr-15 A																																
Contract Close Out	307	03-Mar-14 A	15-May-15 A																																
Construction CN-1300	1704	03-Jun-13 A	24-Sep-19																																
CN- 1300 Milestone	1635	17-Jun-13 A	24-Sep-19																																
Construction UMS Station P-1253	1704	17-Jun-13 A	27-Jun-19																																
Construction CTS Station P-1254R	1572	17-Jun-13 A	27-Jun-19																																
Construction YBM Station P-1255	1651	10-Jun-13 A	27-Jun-19																																
Construction STS P-1256	1626	03-Jun-13 A	11-Sep-19																																

Activity ID	Activity Name	Original Duration	Start	Finish	Total Float	2017		2018				2019				2020				2021					
						Q2	Q3	Q4	Q1	Q2	Q3	Q4	Q1	Q2	Q3	Q4	Q1	Q2	Q3	Q4	Q1	Q2			
CENTRAL SUBWAY PROJECT																									
Light Rail Vehicles						472	29-Aug-16 A	09-Aug-18	-164																
Real Estate						2154	01-Dec-08 A	26-Jul-17	242																
Construction Phase						3794	04-Jan-10 A	19-Aug-20	344																
Construction Support and Costs						5314	04-Jan-10 A	19-Aug-20	482																
Construction CN-1300						1704	23-Dec-13 A	24-Sep-19	0																
CN- 1300 Milestone						90	26-Jun-19	24-Sep-19	-272																
Construction UMS Station P-1253						1702	10-Feb-14 A	26-Jun-19	64																
Preconstruction						1373	25-Sep-14 A	26-Jun-19	-358																
Engineering & Procurement						1810	01-Oct-14 A	28-Oct-18	-318																
Site Work / Utility Relocation						58	07-Nov-18	31-Jan-19	-199																
Roof Deck Excavation,Construction,Restoration						15	16-Nov-15 A	26-Jul-17	-55																
Excavation & Support						318	20-Jun-16 A	06-Sep-17	-31																
UMS.03.37.0700	UMS_ Install Drain Pipe & Grout Fill Void Between Piles - Roof To Concourse Level Sta 132+50 t	10	08-Aug-16 A	26-Jul-17	-292		UMS_ Install Drain Pipe & Grout Fill Void Between Piles - Roof To Concourse Level Sta 132+50 to South Headwall																		
UMS.31.43.150	UMS_ Compensation Grouting - As Required	10	26-Jul-17	08-Aug-17	-207		UMS_ Compensation Grouting - As Required																		
UMS.03.30.1525	UMS_Form/Rebar/Pour Invert Slab For South Concourse Escalator Upper Landing	10	25-Oct-16 A	08-Aug-17	-161		UMS_Form/Rebar/Pour Invert Slab For South Concourse Escalator Upper Landing																		
UMS.31.20.1345	UMS_Remove Temporary Struts & Wales For South Concourse Escalator	3	23-Jun-17 A	11-Aug-17	-161		UMS_Remove Temporary Struts & Wales For South Concourse Escalator																		
UMS.31.20.1120	UMS_Excavate to Bottom of North Concourse Slab (Intermediate Strut Level)	5	06-Sep-16 A	15-Aug-17	-207		UMS_Excavate to Bottom of North Concourse Slab (Intermediate Strut Level)																		
UMS.31.20.1355	UMS_Excavate HVAC Chase Beneath North Concourse Slab (Intermediate Strut Level)	5	03-May-17 A	22-Aug-17	-207		UMS_Excavate HVAC Chase Beneath North Concourse Slab (Intermediate Strut Level)																		
UMS.03.30.1535	UMS_Form/Rebar/Pour Walls For South Concourse Escalator Upper Landing	10	14-Aug-17	25-Aug-17	-161		UMS_Form/Rebar/Pour Walls For South Concourse Escalator Upper Landing																		
UMS.31.23.730	UMS_Dewatering Maintainance	213	20-Jun-16 A	30-Aug-17	-26		UMS_Dewatering Maintainance																		
UMS.05.12.2250	UMS_Install W-Section Piles Reinforcement - (Intermediate Strut Level)	10	23-Aug-17	06-Sep-17	-194		UMS_Install W-Section Piles Reinforcement - (Intermediate Strut Level)																		
Concrete/Shotcrete						588	03-Feb-16 A	30-Jul-18	-131																
Structural Steel						20	11-Jun-18	09-Jul-18	-258																
Masonry						246	20-Feb-17 A	27-Aug-18	-231																
Mechanical						283	06-Mar-17 A	13-Dec-18	-239																
Electrical						432	24-Jul-17 A	04-Apr-19	-299																
Electrical - Transportation						282	16-Oct-17	27-Nov-18	-233																
Architectural Finishes						392	03-Jan-17 A	24-Jan-19	-263																
Conveyances						225	29-Jan-18	14-Dec-18	-215																
Stairs						318	18-Sep-17	19-Dec-18	-232																
Startup & Testing						61	26-Dec-18	21-Mar-19	-292																
No 13-Disp						1587	10-Feb-14 A	26-Jun-19	64																
Construction CTS Station P-1254R						1492	23-Dec-13 A	27-Jun-19	63																
Preconstruction						15	16-Jan-18	05-Feb-18	4																
Site Work / Utility Relocation						427	26-Jul-17	02-Apr-19	122																
Excavation & Support						620	12-Jun-16 A	06-Nov-18	-189																
Tunnel / Cavern Mining						195	14-Apr-16 A	27-Feb-18	-220																
CTS.31.71.520	Initial Excavation & Support - South Emergency Egress Tunnel	10	26-Jul-17	08-Aug-17	-78		Initial Excavation & Support - South Emergency Egress Tunnel																		
CTS.31.71.530	Complete Excavation & Support - South Emergency Egress Tunnel	5	09-Aug-17	15-Aug-17	-78		Complete Excavation & Support - South Emergency Egress Tunnel																		
CTS.31.71.600	Excavate & Support Top Center Drift Step 4 South Platform Cavern 176Lf	71	02-May-17 A	22-Aug-17	-351		Excavate & Support Top Center Drift Step 4 South Platform Cavern 176Lf																		
CTS.31.71.670	Excavate & Construct Right Sidewall & Headwall 268 Lf	55	05-Jun-17 A	01-Sep-17	-342		Excavate & Construct Right Sidewall & Headwall 268 Lf																		
CTS.31.71.455	Excavation / Support Top Center Drift & Construct Headwall for North Platform Cavern Excavation	35	26-Jul-17	13-Sep-17	-216		Excavation / Support Top Center Drift & Construct Headwall for North Platform Cavern Excavation																		
CTS.31.71.610	Excavate & Support Center Bench Step 5 South Platform Cavern 176Lf	71	31-May-17 A	13-Sep-17	-351		Excavate & Support Center Bench Step 5 South Platform Cavern 176Lf																		
CTS.31.71.620	Excavate & Construct Invert Step 6 South Platform Cavern 176Lf	71	02-Jun-17 A	15-Sep-17	-351		Excavate & Construct Invert Step 6 South Platform Cavern 176Lf																		
CTS.31.71.660	Excavate & Construct Left Sidewall & Headwall 268 Lf	55	27-Jun-17 A	19-Sep-17	-342		Excavate & Construct Left Sidewall & Headwall 268 Lf																		
CTS.31.71.690	Install Ramp For Center Drift	2	18-Sep-17	19-Sep-17	-351		Install Ramp For Center Drift																		
CTS.31.71.475	Excavation / Support Center Bench Invert & Construct Headwall for North Platform Cavern Excav	35	09-Aug-17	27-Sep-17	-216		Excavation / Support Center Bench Invert & Construct Headwall for North Platform Cavern Excavation																		
CTS.31.71.630	Demo Sidewalls & Repair Headwall South Platform Cavern 176Lf	10	18-Sep-17	29-Sep-17	-351		Demo Sidewalls & Repair Headwall South Platform Cavern 176Lf																		

Activity ID	Activity Name	Original Duration	Start	Finish	Total Float	2017				2018				2019				2020				2021	
						Q2	Q3	Q4	Q1	Q2	Q3	Q4	Q1	Q2	Q3	Q4	Q1	Q2	Q3	Q4	Q1	Q2	
CTS.31.71.485	Demo Sidewall, Repair Headwall for North Platform Cavern Excavation	10	28-Sep-17	11-Oct-17	-216																		
CTS.31.71.800	TB-4 SEM Additional Flashcrete	30	14-Apr-16 A	07-Dec-17	-244																		
CTS.31.71.810	TB-5 SEM Additional Shotcrete	30	14-Apr-16 A	07-Dec-17	-244																		
CTS.31.71.820	TB-6 SEM Additional Lattice Girders	30	14-Apr-16 A	07-Dec-17	-244																		
CTS.31.71.830	TB-7 SEM Additional Steel Arches	30	14-Apr-16 A	07-Dec-17	-244																		
CTS.31.71.840	TB-8 SEM Additional Face Bolts	30	14-Apr-16 A	07-Dec-17	-244																		
CTS.31.71.850	TB-9 SEM Additional Metal Sheets	30	14-Apr-16 A	07-Dec-17	-244																		
CTS.31.71.860	TB-10 SEM Additional Probe Holes	30	14-Apr-16 A	07-Dec-17	-244																		
CTS.31.71.870	TB-11 SEM Additional Grout Holes	30	14-Apr-16 A	07-Dec-17	-244																		
CTS.31.71.880	TB-12 SEM Additional Permeation Grouting	30	14-Apr-16 A	07-Dec-17	-244																		
CTS.31.71.890	TB-13 SEM Additional Pocket Excavation	30	14-Apr-16 A	07-Dec-17	-244																		
CTS.31.71.900	TB-14 SEM Additional Drilled Gravity Dewatering Pipes/ Gravity Well Points	30	14-Apr-16 A	07-Dec-17	-244																		
CTS.31.71.910	TB-15 SEM Additional Vacuum Well Points	30	14-Apr-16 A	07-Dec-17	-244																		
CTS.31.71.780	TB-2 SEM Additional Grouted Pipe Spiles	30	14-Apr-16 A	07-Dec-17	-244																		
CTS.31.71.790	TB-3 SEM Additional Barrel Vault Pipes	30	14-Apr-16 A	07-Dec-17	-244																		
CTS.31.71.770	TB-1 SEM Additional Rebar Spiles	30	14-Apr-16 A	07-Dec-17	-244																		
CTS.31.71.700	Excavate & Support Center Drift	90	20-Sep-17	30-Jan-18	-351																		
CTS.31.71.720	Excavate & Support Center Bench - Crossover	90	27-Sep-17	06-Feb-18	-351																		
CTS.31.71.730	Excavate & Construct Invert - Crossover	90	04-Oct-17	13-Feb-18	-351																		
CTS.31.71.740	Demo Sidewalls, Repair Headwall & Top Joint - Crossover	10	14-Feb-18	27-Feb-18	-351																		
Cavern Lining		284	16-Aug-17	17-Sep-18	-333																		
Concrete/Shotcrete		343	14-Nov-17	07-Mar-19	-325																		
Structural Steel		102	10-Oct-18	06-Mar-19	-327																		
Masonry		102	27-Jul-18	20-Dec-18	-315																		
Mechanical		221	21-May-18	25-Mar-19	-337																		
Misc Metal		218	21-May-18	29-Mar-19	-332																		
Electrical		228	31-May-18	15-Apr-19	-342																		
Electrical - Transportation		79	21-Sep-18	15-Jan-19	-322																		
Architectural Finishes		259	11-Apr-18	17-Apr-19	-301																		
Conveyances		95	14-Dec-18	25-Apr-19	-359																		
Startup & Testing		44	25-Apr-19	26-Jun-19	-350																		
No 13-Disp		1492	23-Dec-13 A	27-Jun-19	63																		
Construction YBM Station P-1255		1571	08-Jan-14 A	26-Jun-19	64																		
Preconstruction		15	16-Jan-18	05-Feb-18	4																		
Excavation & Support		502	25-Apr-16 A	12-Jul-18	-134																		
Concrete/Shotcrete		302	27-Mar-17 A	14-Aug-18	-147																		
YBM.03.30.1030	F/R/P Perimeter Walls Platform Level- Headhouse along Slurry walls	10	13-Jul-17 A	22-Aug-17	-221																		
YBM.05.52.600	Install SS embedded Sleeves for Removable Guardrail, Headhouse Concourse level	5	01-Sep-17	08-Sep-17	-185																		
YBM.03.30.510	Shore & Form Deck Headhouse Concourse Level Slab	15	23-Aug-17	13-Sep-17	-201																		
YBM.03.30.1040	F/R/P Perimeter Walls Platform Level- Station along Slurry walls	15	14-Jul-17 A	13-Sep-17	-221																		
YBM.03.30.1060	Rebar/ Pour Headhouse Concourse Level Slab	15	30-Aug-17	20-Sep-17	-201																		
YBM.03.30.560	F/R/P Station Concrete walls below Platform, GL 00-04	7	06-Jul-17 A	22-Sep-17	-221																		
YBM.03.30.1080	F/R/P Station Concrete walls below Platform, GL 04-08	7	25-Sep-17	03-Oct-17	-194																		
YBM.03.30.1490	Seismic Joints- Platform Level, Station (North and south wall at Tunnel)	15	14-Sep-17	04-Oct-17	-62																		
YBM.03.30.1070	Strip Forms & Shoring Deck from Invert Slab to Concourse Level Slab	10	21-Sep-17	04-Oct-17	-193																		
YBM.03.30.1450	FRP Stair #2 from Platform to Concourse Level	10	25-Sep-17	06-Oct-17	26																		
YBM.03.30.1100	F/R/P Station Concrete Platform, GL 00-06	10	27-Sep-17	10-Oct-17	-189																		
YBM.03.30.1160	F/R/P Concourse Level Columns	8	05-Oct-17	16-Oct-17	-201																		
YBM.03.30.1090	F/R/P Station Concrete walls below Platform, GL 08-11	10	04-Oct-17	17-Oct-17	-194																		
YBM.03.30.1120	F/R/P Station Concrete walls above Platform, GL 00-02	5	11-Oct-17	17-Oct-17	-98																		
YBM.03.30.1140	F/R/P Station Concrete Stair #8, Platform, GL 00-01	5	11-Oct-17	17-Oct-17	-91																		
YBM.04.22.1390	CMU Walls Headhouse Platform Level	15	05-Oct-17	25-Oct-17	-160																		

Activity ID	Activity Name	Original Duration	Start	Finish	Total Float	2017		2018				2019				2020				2021				
						Q2	Q3	Q4	Q1	Q2	Q3	Q4	Q1	Q2	Q3	Q4	Q1	Q2	Q3	Q4	Q1	Q2		
YBM.03.30.1170	F/R/P Walls Concourse Level- Headhouse along Slurry walls	10	17-Oct-17	30-Oct-17	-201																			
YBM.03.30.1110	F/R/P Station Concrete Platform, GL 06-11	10	18-Oct-17	31-Oct-17	-194																			
YBM.03.30.1250	FRP Concrete Curb for CMU Walls Station Concourse Level	5	31-Oct-17	06-Nov-17	-109																			
YBM.04.22.1380	YBM_IV 302 Install CMU Walls Traction Power/Main Electrical Rms	10	24-Oct-17	06-Nov-17	-197																			
YBM.04.22.1130	CMU Walls above Platform- Station North Sector #1	15	18-Oct-17	07-Nov-17	-91																			
YBM.03.30.1150	F/R/P Station Concrete Stair #9, Platform, GL 10-11	7	01-Nov-17	09-Nov-17	-194																			
YBM.03.30.1190	F/R/P Interior Walls Headhouse Concourse Level	10	31-Oct-17	14-Nov-17	-201																			
YBM.04.22.1430	CMU Walls for Art Work Panels Station- Concourse Level (6 locations)	5	07-Nov-17	14-Nov-17	-109																			
YBM.22.14.250	YBM_PL Install Domestic Water-Under Platform Sector 1&2	5	16-Nov-17	22-Nov-17	-41																			
YBM.22.14.260	YBM_UP Install Air Replenishment Piping-Underplatform Level Sector 1&2	5	16-Nov-17	22-Nov-17	-59																			
YBM.04.22.1400	CMU Walls above Platform- Station South Sector #2	15	01-Nov-17	22-Nov-17	-123																			
YBM.03.30.1200	Form Deck Headhouse Mezz Level Slab GL 05-08	10	15-Nov-17	30-Nov-17	-201																			
YBM.05.60.580	Set/ Weld Stair #3 Steel from Platform to Concourse Level	10	15-Nov-17	30-Nov-17	-124																			
YBM.22.14.230	YBM_PL Install Domestic Water- Platform Sector 1	5	29-Nov-17	05-Dec-17	-43																			
YBM.22.14.240	YBM_PL Install Domestic Water- Platform Sector 2	2	06-Dec-17	07-Dec-17	-43																			
YBM.03.30.1210	Rebar/ Pour Headhouse Mezz Level Slab GL-05-08	15	22-Nov-17	14-Dec-17	-201																			
YBM.03.30.1520	Form Deck Headhouse Mezz Level Cantilever Slab GL 8-11	10	01-Dec-17	14-Dec-17	-185																			
YBM.03.30.590	Metal Deck/ Railing Stair #3 from Platform to Concourse Level	10	01-Dec-17	14-Dec-17	-124																			
YBM.03.30.1220	Strip Form/ shore Deck from Concourse Slab to Mezz Level Slab	10	15-Dec-17	29-Dec-17	-191																			
YBM.05.60.600	FRP Stair #3 from Platform to Concourse Level	10	15-Dec-17	29-Dec-17	-124																			
YBM.03.30.1270	F/R/P Mezz Level Columns	8	22-Dec-17	04-Jan-18	-201																			
YBM.03.30.1240	FRP Concrete Curb for CMU Walls Headhouse Concourse Level	5	02-Jan-18	08-Jan-18	-191																			
YBM.03.30.1530	Rebar/ Pour Headhouse Mezz Level Cantilever Slab GL 08-11	15	15-Dec-17	08-Jan-18	-190																			
YBM.05.52.580	Install Stair #3 Rails from Platform to Concourse Level	10	02-Jan-18	15-Jan-18	-29																			
YBM.03.30.1540	Install Re-Bracing - Headhouse Mezz Level Cantilever Slab GL-05-08	6	09-Jan-18	16-Jan-18	-190																			
YBM.03.30.1280	F/R/P Walls Mezz Level- Headhouse along Slurry walls GL 05-08	9	05-Jan-18	17-Jan-18	-201																			
YBM.03.30.1550	F/R/P Walls Concourse Level- Station along Slurry wall Col H	5	17-Jan-18	23-Jan-18	-190																			
YBM.03.30.1300	F/R/P Interior Walls Headhouse Mezz Level	5	18-Jan-18	24-Jan-18	-201																			
YBM.04.22.1230	CMU Walls Headhouse Concourse Level	14	09-Jan-18	26-Jan-18	-191																			
YBM.03.30.1570	F/R/P In-Fill Walls at Mezzanine GL D	5	24-Jan-18	30-Jan-18	-190																			
YBM.05.52.460	Install Stair #2 Rails from Platform to Concourse Level	10	22-Jan-18	02-Feb-18	-44																			
YBM.22.14.160	YBM_CN Install Air Replenishment Piping-Concourse Level	5	29-Jan-18	02-Feb-18	-102																			
YBM.22.14.210	YBM_MZ Install Vents & Drains- Headhouse Concourse	5	05-Feb-18	09-Feb-18	-102																			
YBM.03.30.1560	F/R/P Walls Concourse Level To Surface Level along Slurry walls Col 11& D GL 08-11	15	24-Jan-18	13-Feb-18	-190																			
YBM.03.30.1310	Form Deck Headhouse Under Surface Level Slab GL 05-08	15	25-Jan-18	14-Feb-18	-201																			
YBM.22.14.220	YBM_CN Install Domestic Water- Headhouse Concourse	5	12-Feb-18	16-Feb-18	-102																			
YBM.03.30.1320	Rebar/ Pour Headhouse Under Surface Level Slab GL 05-08	15	01-Feb-18	21-Feb-18	-196																			
YBM.05.60.380	Install Metal Stair #5 from Platform to Mezz Level	10	22-Feb-18	07-Mar-18	-43																			
YBM.03.30.1400	FRP Headhouse Concrete Wall for Surface Level GL- E to G/ 8.6	10	22-Feb-18	07-Mar-18	-196																			
YBM.05.60.550	FRP Stair #6 from Under surface to Surface Level	10	22-Feb-18	07-Mar-18	-38																			
YBM.05.60.560	Install Metal Stair #6 from Platform to Mezz Level	10	22-Feb-18	07-Mar-18	-43																			
YBM.03.30.1580	Form Deck Headhouse Under Surface Level Slab GL 08-11	15	15-Feb-18	07-Mar-18	-201																			
YBM.03.30.520	Pour Stair #5 Steps from Platform to Mezz Level	5	08-Mar-18	14-Mar-18	-43																			
YBM.03.30.1460	Pour Stair #6 Steps from Platform to Mezz Level	5	08-Mar-18	14-Mar-18	-43																			
YBM.03.30.1590	Rebar/ Pour Headhouse Under Surface Level Slab GL 08-11	15	22-Feb-18	14-Mar-18	-201																			
YBM.05.52.530	Install Metal Stair #5 Rails from Platform to Mezz Level	5	15-Mar-18	21-Mar-18	-43																			
YBM.05.52.570	Install Metal Stair #6 Rails from Platform to Mezz Level	5	15-Mar-18	21-Mar-18	-43																			
YBM.03.30.1350	Strip Form/ shore Deck from Mezz Slab to Under Surface Level Slab	10	15-Mar-18	28-Mar-18	-183																			
YBM.22.14.200	YBM_CN Install Domestic Water- Concourse Sector 2	5	29-May-17 A	28-Mar-18	-120																			
YBM.03.30.500	Pour Stair #1 Steps from Platform to Landing @ EL -9.0"	1	29-Mar-18	29-Mar-18	-54																			

Activity ID	Activity Name	Original Duration	Start	Finish	Total Float	2017			2018			2019			2020			2021	
						Q2	Q3	Q4	Q1	Q2	Q3	Q4	Q1	Q2	Q3	Q4	Q1	Q2	
YBM.03.30.1360	FRP Concrete Curb for CMU Walls Headhouse Mezz Level	5	29-Mar-18	04-Apr-18	-183														
YBM.03.30.1390	FRP Headhouse Concrete Beam for Surface Level	15	15-Mar-18	04-Apr-18	-201														
YBM.05.52.510	Install Metal Stair #1 Rails from Platform to Underslab Level	5	17-Jul-17 A	05-Apr-18	-54														
YBM.31.23.555	Geo foam fill Headhouse Surface Level	5	05-Apr-18	11-Apr-18	-201														
YBM.05.52.590	Install SS Emergency Exit Gate- Platform Level	5	05-Apr-18	11-Apr-18	-162														
YBM.05.52.610	Install SS Emergency Exit Gate- Concourse Level	5	12-Apr-18	18-Apr-18	-159														
YBM.04.22.1370	CMU Walls Headhouse Mezz to Under Surface Level	15	05-Apr-18	25-Apr-18	-183														
YBM.03.30.1410	F/R/P Headhouse Surface Level Slab	10	12-Apr-18	25-Apr-18	-201														
YBM.05.60.610	Set/ Weld Stair #7 Steel from Concourse to Surface Level	5	26-Apr-18	02-May-18	-197														
YBM.22.14.140	YBM_SU Install Vents & Drains- Entrance Surface Slab	5	26-Apr-18	02-May-18	-150														
YBM.22.14.170	YBM_MZ Install Vents & Drains- Headhouse Mezzanine	5	26-Apr-18	02-May-18	-145														
YBM.22.14.180	YBM_MZ Install Domestic Water- Headhouse Mezzanine	5	26-Apr-18	02-May-18	-145														
YBM.03.30.1430	F/R/P Headhouse Concrete wall for Surface Level GL- G/6 to 8.6	10	26-Apr-18	09-May-18	-201														
YBM.03.30.1700	Sheet Piles/ Shore/ Excavate for Stair #4 Mezz to Surface Level	10	07-Apr-17 A	09-May-18	-147														
YBM.22.14.150	YBM_SU Install Air Replenishment Piping- Entrance Surface Level	5	03-May-18	09-May-18	-150														
YBM.03.30.630	FRP Stair #4 Invert from Mezz to Surface Level	5	10-May-18	16-May-18	-147														
YBM.03.30.1470	Metal Deck/ Railing Stair #7 from Concourse to Surface Level	10	03-May-18	16-May-18	-197														
YBM.05.12.105	Erect/ Plumb/ Weld Structure Steel, Headhouse/ Vent Shaft Structure	10	27-Mar-17 A	23-May-18	-201														
YBM.03.30.640	FRP Stair #4 Walls from Mezz to Surface Level	10	17-May-18	31-May-18	-147														
YBM.05.60.620	FRP Stair #7 from Concourse to Surface Level	10	17-May-18	31-May-18	-197														
YBM.05.30.105	Instal Metal Deck Headhouse/ Vent Shaft Roof Level Structure	5	24-May-18	31-May-18	-201														
YBM.03.30.650	FRP Stair #4 Roof Deck from Mezz to Surface Level	9	01-Jun-18	13-Jun-18	-147														
YBM.03.30.570	F/R/P Roof - Headhouse/ Vent Shaft Level Structure	9	01-Jun-18	13-Jun-18	-201														
YBM.22.14.130	YBM_RF Install Entrance Roof Drains	5	14-Jun-18	20-Jun-18	-107														
YBM.03.30.490	FRP Stair #4 from Mezz to Surface Level	10	14-Jun-18	27-Jun-18	-147														
YBM.07.54.580	TPO Roof system/ Metal Coping at Headhouse Vent Shaft Structure Structure	10	14-Jun-18	27-Jun-18	-201														
YBM.05.52.480	Install Stair #4 Rails from Platform to Mezz Level	4	17-Jul-17 A	03-Jul-18	-116														
YBM.05.52.620	Install Tube Steel Structure for Station Agebt Booth, Concourse Level	5	08-Aug-18	14-Aug-18	-225														
Mechanical		5	29-May-17 A	21-Mar-18	-120														
Electrical		328	13-Mar-17 A	26-Oct-18	-251														
Electrical - Transportation		219	18-Oct-17	20-Aug-18	-202														
Conveyances		151	22-Jan-18	22-Aug-18	-197														
Startup & Testing		61	09-Nov-18	07-Feb-19	-252														
No 13-Disp		1571	08-Jan-14 A	26-Jun-19	64														
Construction STS P-1256		1546	13-Jan-14 A	11-Sep-19	9														
Preconstruction		15	16-Jan-18	05-Feb-18	4														
Site Work / Utility Relocation		65	20-Jul-16 A	13-Oct-17	-250														
STS.33.31.400	STS_Install New 27" Sewer PipeCasing Connecting Offset Manhole To East MH @ 4th St/Townsend	10	18-Sep-17	29-Sep-17	-242														
STS.33.31.120	Install New 36" Force Main Sewer @ 4th/Bryant	10	25-Apr-17 A	29-Sep-17	-242														
STS.33.31.390	STS_Install New Sewer Manhole @ 4th St/Townsend - East Side	10	02-Oct-17	13-Oct-17	-242														
STS.33.31.525	Install New 36" Force Main Sewer 4th St - Through Brannan St Intersection	10	20-Jul-16 A	13-Oct-17	-242														
Concrete/Shotcrete		70	15-Nov-17	26-Feb-18	-56														
Tunnel Concrete		291	15-Sep-17	07-Nov-18	-205														
Structural Steel		15	16-Apr-18	04-May-18	-236														
Electrical		190	26-Apr-18	25-Jan-19	-287														
Electrical - Transportation		21	26-Sep-18	24-Oct-18	-298														
Trackwork		420	14-Nov-16 A	07-Nov-18	-208														
Track System Work		1196	06-Apr-15 A	11-Sep-19	-338														
Startup & Testing		83	25-Feb-19	20-Jun-19	-350														
No 13-Disp		1453	13-Jan-14 A	26-Jun-19	64														
Unallocated Contingency		115	26-Jun-19	10-Dec-19	-241														

Appendix C

PROJECT SCOPE AND FUNDING OVERVIEW

Project Overview

The Central Subway Project will construct a modern, efficient light-rail line that will improve public transit in San Francisco. This new 1.7-mile extension of Muni's T Third Line will provide direct connections to major retail, sporting and cultural venues while efficiently transporting people to jobs, educational opportunities and other amenities throughout the city.

The Central Subway Project is Phase 2 of the San Francisco Municipal Transportation Agency's (SFMTA) Third Street Light Rail Transit Project. Phase 1 of the project constructed a 5.1-mile light-rail line along the densely populated 3rd Street corridor. It began revenue service in April 2007, restoring light-rail service to a high transit-ridership area of San Francisco for the first time in 50 years.

The Central Subway Project will extend the T Third Line from the 4th Street Caltrain Station to Chinatown, providing a direct, rapid transit link from the Bayshore and Mission Bay areas to SoMa, Union Square and downtown.

Four new stations will be built along the 1.7-mile project alignment—an above-ground station at 4th and Brannan streets and three underground stations at Moscone Center, Union Square and Chinatown.

The Central Subway will run through the burgeoning technology and digital-media hub in SoMa, where dozens of companies have taken up residence along the 4th Street corridor. Increased



Project Overview - continued

transit options will attract new employers – the Central Subway makes travel more convenient throughout the corridor and improves connections to downtown, local and regional rail and the Muni bus system.

The Central Subway Project will contribute to San Francisco’s economic competitiveness and help secure the city’s status of a regional, national and global hub. It will provide a pollution-free transit option that will reduce the environmental impact of transportation in the city, save natural resources, reduce traffic congestion and improve public transit for thousands of San Franciscans.

Funding Overview

The Central Subway Project is funded by the federal government, the State of California, the Metropolitan Transportation Commission, the San Francisco County Transportation Authority (SFCTA) and the City and County of San Francisco.

The majority of funding for the Central Subway Project is expected to be provided by the Federal Transit Administration’s (FTA) New Starts program, with a total commitment over the life of the project of \$942.2 million. To date, \$41 million in Department of Transportation Congestion Mitigation and Air Quality Improvement Program funds have been committed and expended.

With the addition in the December 2013 MPR of work to relocate the retrieval site for two tunnel boring machines (TBMs), the SFMTA’s baseline budget for the Central Subway Project is \$1.588 billion. In total, about half of the Third Street Light Rail Transit Project’s funding is from federal sources, with the remaining half from state and local sources. This is in line with the expectations of the FTA for New Starts-financed programs.

The table below summarizes the local, state and federal fund sources for both phases of the T Third Line including with the addition of the retrieval shaft to the Phase 2 totals.

	T Third (Phase 1)	Central Subway (Phase 2 + Retrieval Shaft Relocation)	Total (Phase 1 + Phase 2 + Retrieval Shaft Relocation)	Percentage of Total
Federal	\$123.380	\$983.225	\$1,106.605	49.5%
State	\$160.700	\$471.100	\$631.800	28.2%
Local	\$364.380	\$133.675	\$498.055	22.3%
Total	\$648.460	\$1,588.000	\$2,236.460	100.0%

All amounts in millions of dollars

The six charts that follow summarize use of fund sources by phase and with the addition of the retrieval shaft relocation additional budget and funding:

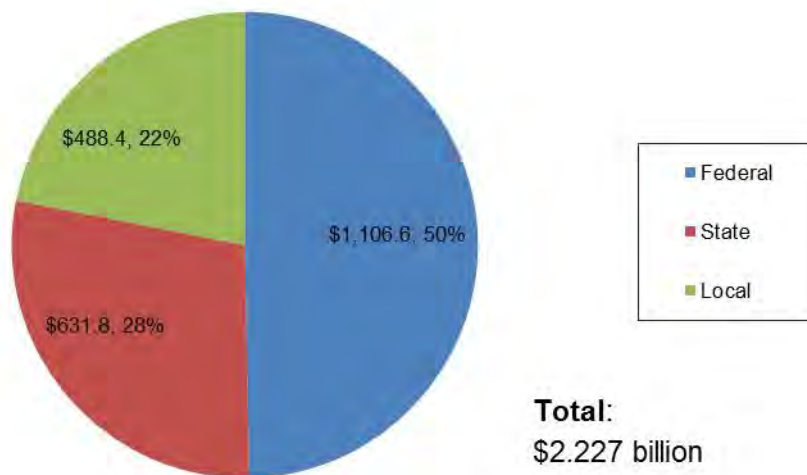
- Phase 1 + Phase 2 of the T Third Line federal, state and local funding percentages previous to the addition of the retrieval shaft relocation budget and funding in December 2013.

Funding Overview - continued

- Phase 2 Central Subway Project only total funding source percentages previous to the addition of the retrieval shaft relocation budget and funding.
- Phase 2 Central Subway Project only detail of the six State and Local funding sources previous to the addition of the retrieval shaft relocation.
- The next three charts that follow are the above three data sets above with the retrieval shaft relocation budget and funding added to the overall presentation.

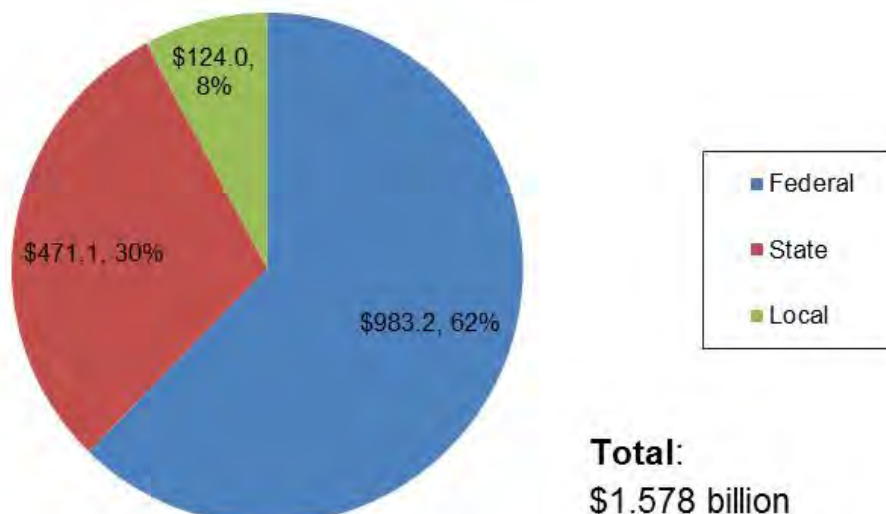
Third Street Light Rail Transit Project Funding

Phase 1 + Phase 2
(\$ in millions)



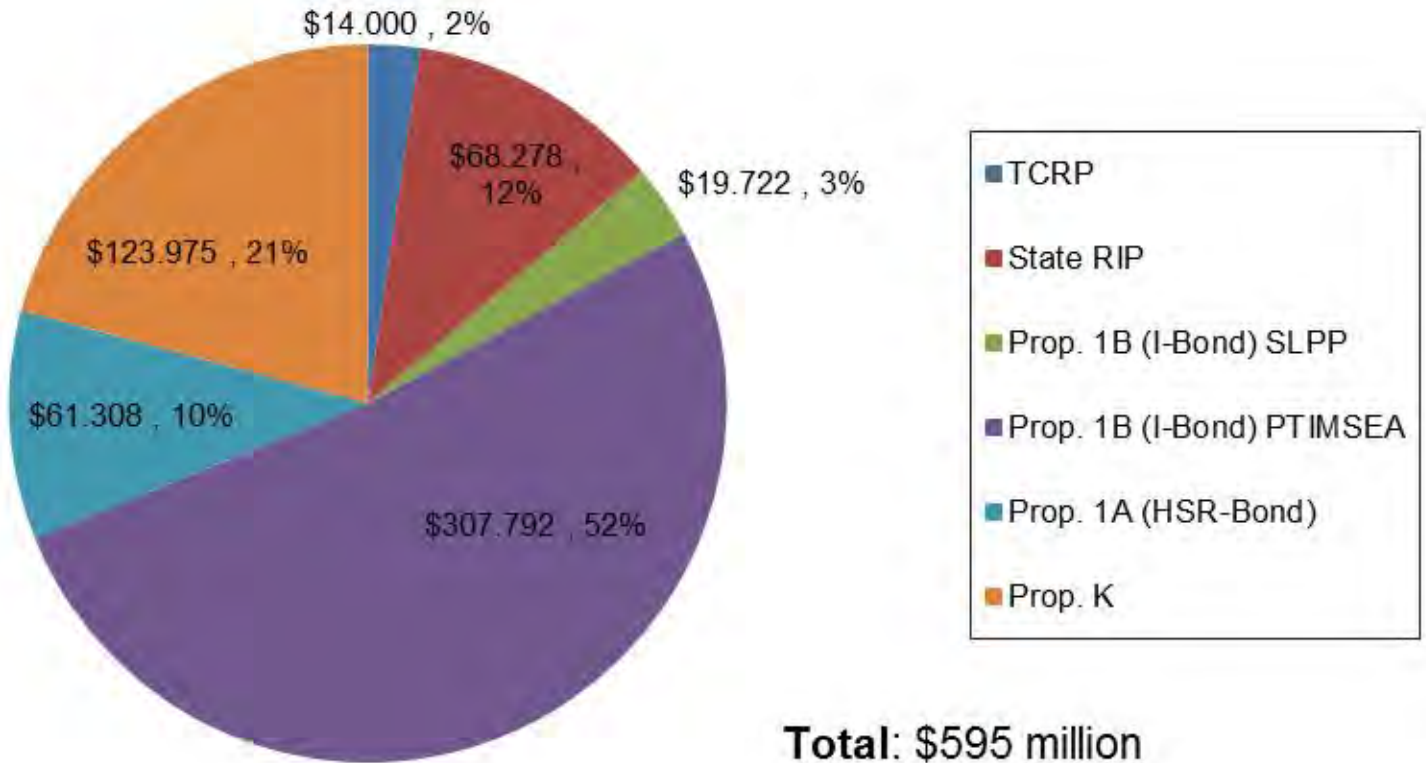
Central Subway Project Funding

Phase 2
(\$ in millions)



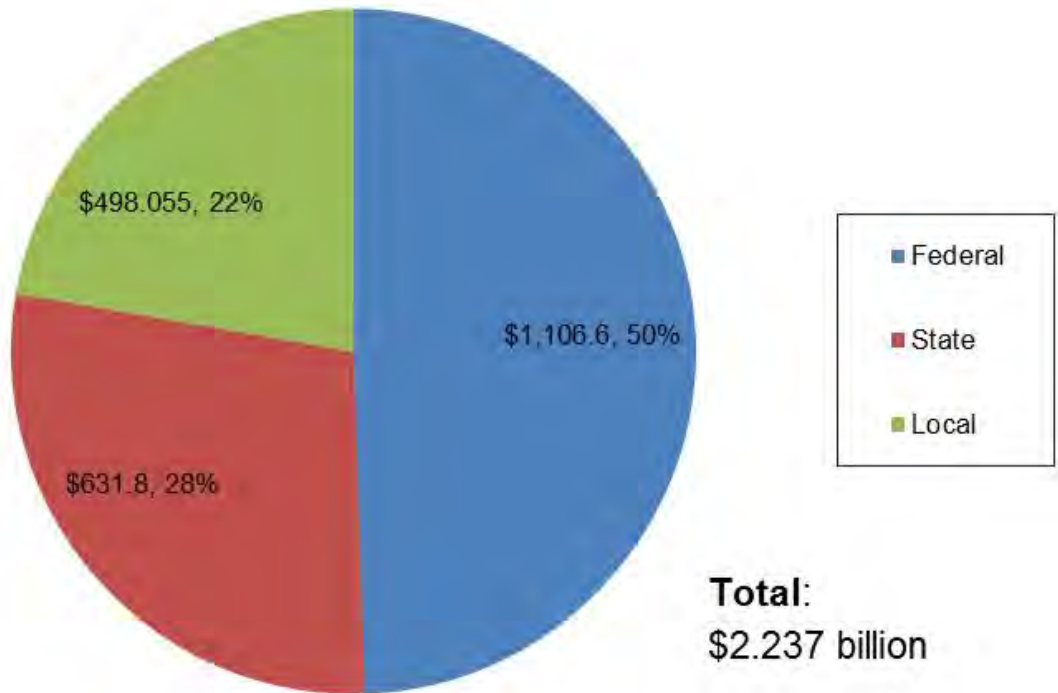
State and Local Funding

Phase 2
(\$ in millions)



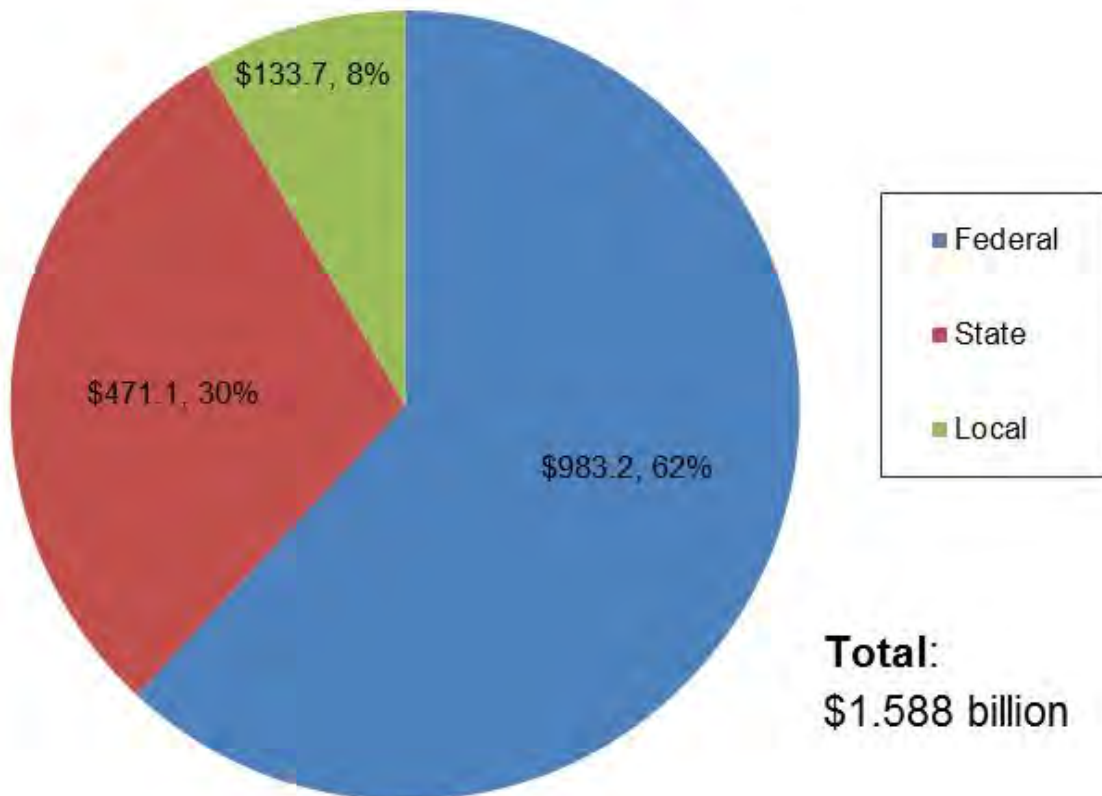
Third Street Light Rail Transit Project Funding

Phase 1 + Phase 2 + Retrieval Shaft Relocation
(\$ in millions)

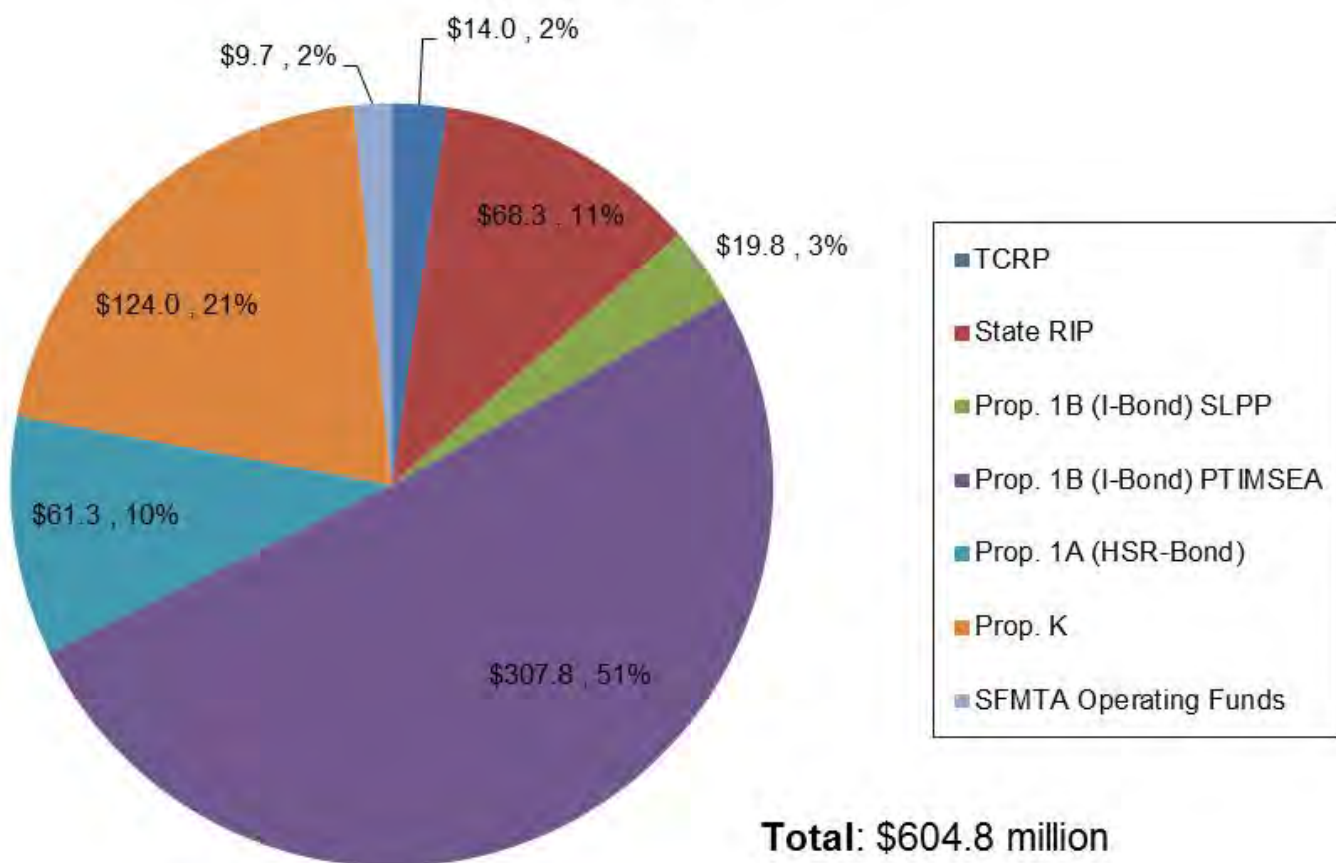


Central Subway Project Funding

Phase 2 + Retrieval Shaft Relocation
(\$ in millions)



State and Local Funding Phase 2 + Retrieval Shaft Relocation (\$ in millions)



Appendix D

COMPLETED CONTRACTS

Moscone Station and Portal Utility Relocation

Contract 1250

Contractor: Synergy Project Management, Inc.

Budget/Expenditures

Category	Amount
Original Budget	\$11,227,316
Expenditures Final	\$11,968,150
Utility Reimbursements	(\$2,275,419)
Final Program Cost	\$9,692,731
Budget Impact (Underrun)	(\$1,534,585)

Contract Details

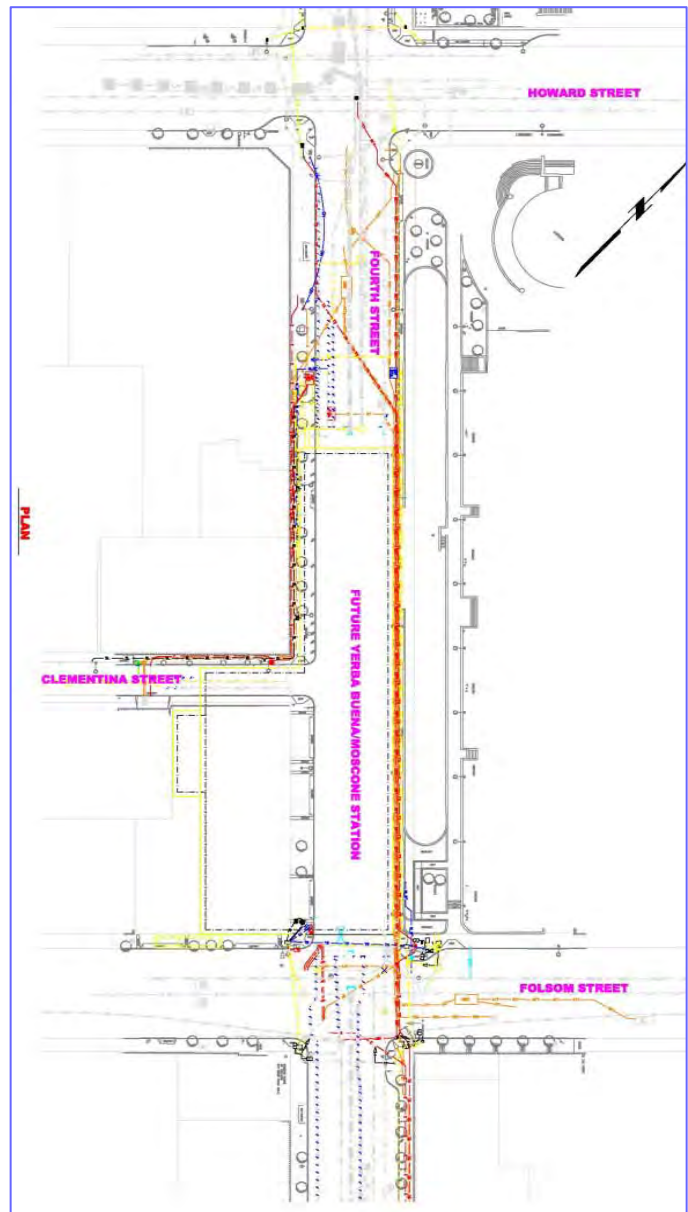
Contract Awarded:	November 17, 2009
Notice to Proceed:	January 4, 2010
Substantial Completion:	June 23, 2011
Contract Award Value:	\$ 9,273,939
Modifications Final :	\$ 2,694,211
Final Contract Value:	\$11,968,150

Status

- Work complete
- Project closeout administration and documentation
- Final Completion Date: June 23, 2011

Description

This project relocates utilities within the footprint of the proposed Yerba Buena/Moscone Station and the 4th Street Portal where the tunnel boring machines will descend underground. Also included is installation of building protections and monitoring of buildings adjacent to utility trenches.



Union Square/Market Street Station Utility Relocation

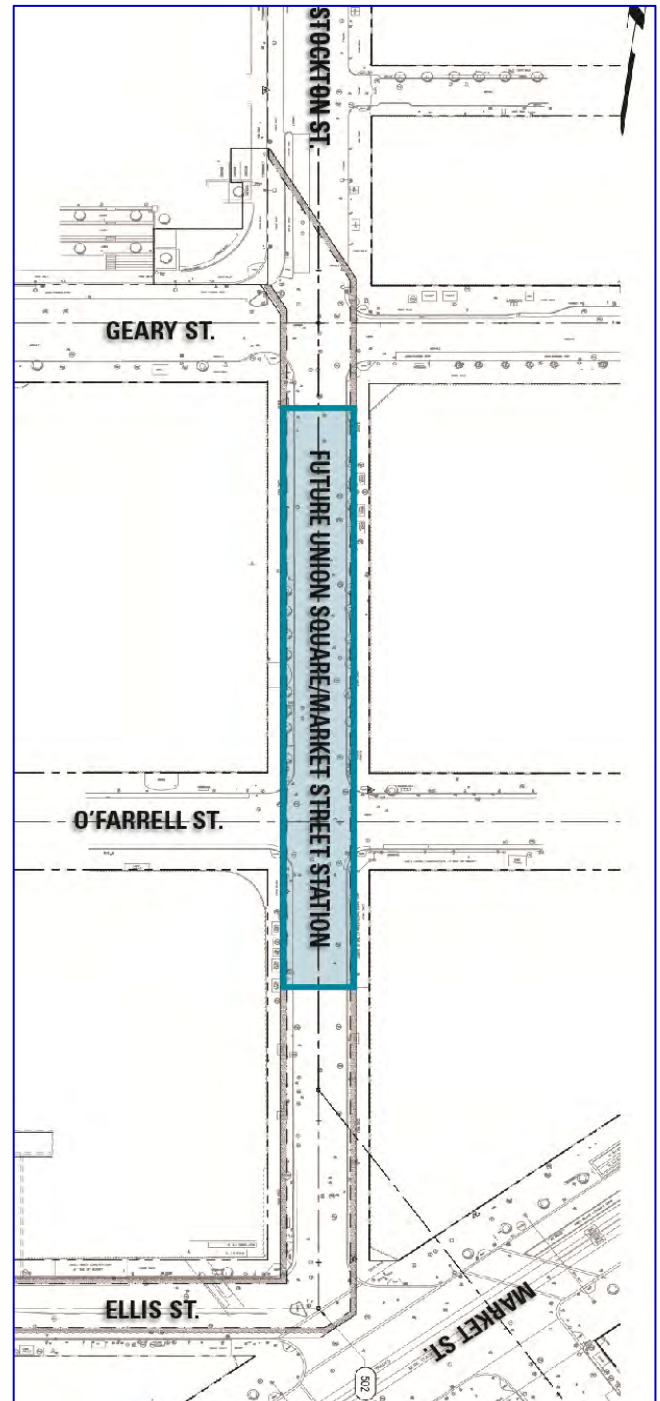
Contract 1251

Contractor: Synergy Project Management, Inc.

Budget/Expenditures	
Category	Amount
Original Budget	\$22,199,847
Expenditures Final	\$20,699,081
Utility Reimbursements	(7,413,510)
Final Program Costs	\$13,176,169
Budget Impact (Underrun)	(\$9,023,678)

Description

This project relocates utilities for the Union Square/Market Street Station and temporarily reroutes existing trolley coach lines around the construction.



Contract Details	
Contract Awarded:	December 7, 2010
Notice to Proceed:	January 12, 2011
Substantial Completion:	August 16, 2012
Contract Award Value:	\$16,832,550
Modifications Final:	\$3,836,531
Final Contract Value:	\$20,669,081

Status

- Final completion on October 15, 2012
- Completed punch list work
- Project Final Acceptance on November 15, 2013
- Completed final construction contract administrative closeout in June 2017

Central Subway Pagoda Palace Demolition

Contract 1277 Contractor: MH Construction

Work Description

Demolish and clear the former Pagoda Theater for use the site to recover the tunnel boring machines when tunnels are completed in 2015. Locate and supply contractor facilities and installations. Obtain permits and approvals and coordinate work with City agencies and utility companies. Furnish and install signs and distribute notices to the local community prior to commencing with construction, cleanup and remove of debris from the site.

- Contract funded by SFMTA Operating funds
- Work was substantially completed September 24, 2013
- Completed administrative closeout in June 2016

Budget/Expenditures	
Category	Amount
Current Budget	\$648,976
Expenditures to Date	\$648,976

Contract Details	
Contract Awarded:	June 12, 2013
Notice to Proceed:	July 15, 2013
Substantial Completion:	Sept. 24, 2013
Contract Award Value:	\$498,995
Modifications to Date:	\$149,981
Current Contract Value:	\$648,976



Central Subway Tunneling

Contract 1252 Contractor: Barnard Impregilo Healy Joint Venture

Description of Work

1.5-mile twin bore tunnels from Hwy I-80 to North Beach using two tunnel boring machines (TBMs). Contractor procurement and installation of the TBMs; construction of the TBM launch box and retrieval shaft excavation support; Yerba Buena/Moscone Station and Union Square/Market Street Station end walls; tunnel excavation and installation of precast segmental lining, the 4th Street portal transition to the surface and cross passages. Throughout, settlement monitoring and protection of existing utilities, buildings and BART tunnels.

Status

- Final Completion Date: May 15, 2015
- Administrative closeout in progress

Budget/Expenditures	
Category	Amount
Current Budget	\$235,913,500
Other Project Budget	\$5,150,000
Other Offset Credits	\$1,291,078
Expenditures to Date	\$234,881,397

Contract Details	
Contract Awarded:	June 28, 2011
Notice to Proceed 1:	January 27, 2012
Notice to Proceed 2:	March 14, 2012
Partial NTP 3:	April 12, 2012
Notice to Proceed 3:	October 15, 2012
Substantial Completion:	April 13, 2015
Contract Award Value:	\$233,584,015
Modifications to Date:	\$8,270,765
Current Contract Value:	\$241,854,780



Appendix E

SBE PARTICIPATION

Quarterly Report

Current Report: April 2017 – June 2017

PROGRAM SUPPORT CONTRACTS – SBE PARTICIPATION

Appendix E presents the Central Subway Program Small Business Enterprise or SBE goals and the actual SBE participation achieved to date – as of June 30, 2017.¹

CS Program SBE Summary Table for Professional Services and Construction Contracts

The summary compares the dollar value of the Base Contracts, the SBE Contract Goals, the percent and dollar value expended to date and the SBE actual participation to date.

Appendix E - Monthly Progress Report - Reported Quarterly in 2017

CS Program SBE Summary Table for Professional Services and Construction Contracts

Contract No.	Contractor	Services/Segment	A	B	C	D	E	F	G	
			Contract Amount	SFMTA SBE Contract Goal	Contract Expenditure to Date (Est.)	SBE Actual to Date	SBE Contract \$s = A * B	SBE Amount to Date = C * D	Contractor's SBE Goal (in Bid)	
A Project Professional Services Contracts			millions		millions		millions	millions		
1	149	CS Partnership	Project Management	\$85.14	30%	\$62.68	32.6%	\$25.54	\$20.43	31.4%
2	156	Hill International	Project Controls Task 1	\$17.11	26%	\$9.82	29.1%	\$4.45	\$2.86	26.0%
3	155-1	PB Telemon	Tunnels Design	\$7.94	30%	\$7.94	30.2%	\$2.38	\$2.40	31.6%
4	155-2	CS Design Group	Stations Design	\$37.05	30%	\$36.57	35.5%	\$11.12	\$12.98	36.4%
5	155-3	HNTB, Inc.- B&C	Systems, Track & Surface Station Design	\$17.23	30%	\$14.37	24.5%	\$5.17	\$3.52	30.0%
Subtotal Professional Services				\$164.48		\$131.38		\$48.66	\$42.18	
B Project Construction Contracts			millions		millions		millions	millions		
1	1250	Synergy Inc	Utility Relocation 1	\$11.97	20%	\$11.97	97.2%	\$2.39	\$11.63	96.4%
2	1251	Synergy Inc	Utility Relocation 2	\$20.79	20%	\$20.79	87.4%	\$4.16	\$18.18	94.9%
3	1252	BIH	Tunnels and Portal - in Construction	\$241.29	6%	234.88	5.8%	\$14.48	\$13.58	6.1%
4	1277	MH Construction	Pagoda Demolition	\$0.65	100%	\$0.65	100.0%	\$0.65	\$0.65	100.0%
5	1300	Tutor-Perini	Stations/Track/Systems - in Construction	847.40	20%	\$501.39	19.9%	\$169.48	\$99.59	25.5%
Subtotal Construction Contracts				\$1,122.11		\$769.68		\$191.16	\$143.63	
Contract	Contractor	Services/Segment	Base Contract	SFMTA Goal	Expenditures	SBE Actual	= A * B	= C * D	Bid Goal	
			A	B	C	D	E	F	G	

SBE Summary Table Notes and Sources:

- a) Column A is the base contract amount awarded. Column B is the Agency SBE goal percent for each contract awarded.

The SFMTA SBE Contract Goals are also on the Central Subway web site under the listing of on-going contracts – see “**Closed and Awarded Contracts**” at this link:

<http://centralsubwaysf.com/content/closed-and-awarded-contracts>

- b) Column C shows each contract's current amount expended to date (estimated) including accruals. Column D is the actual SBE percent level of each contract based on payments to date.

Column E is the expected SBE dollar amount when the contract amount is completed and the SFMTA SBE goal achieved using this calculation: Columns A * B = Column E, the SBE Expected \$ Amount.

Column F is the actual SBE dollar amount out of the total contract expenditure to date:

Columns C * D = Column F, the SBE Expended \$ Amount.

The source of the SBE Actual percent to date and dollar amounts are Progress Payment

¹ An SBE is a for-profit, small business concern with a three (3) year average gross revenue not exceeding \$14 million or \$12 million, depending on the scope of work to be performed, that is certified under any of the following programs: the State of California's Small Business Program with the Department of General Services ("State Program"), the City and County of San Francisco's LBE Program ("City Program"), or the California Unified Certification Program ("Federal DBE program").

Applications and Contractor's monthly submittals that may include the current estimated accruals. The BIH SBE percent is from the contractor's progress payment #40, Form 6.

- c) Column G, the Contractor's SBE Goal in the submitted bid, is background information that is not calculated in the table. The table source of the Contractor's SBE Goals is from the SFMTA Contract Compliance Office. A Contractor's SBE goal in the bid is one source used by SFMTA Contract Compliance to assess and propose the Agency's SBE goal for a contract.
- d) The three constructions contracts shown in **bold type, 1250, 1251 and 1277**, with gray background, are completed contracts. Little to no changes will be shown in future reports.
- e) The SBE Hill International Actual to Date SBE participation is 29.0% for the overall SFMTA contract. The Hill International data is for the Central Subway Task 1 portion of the Hill International contract to provide SFMTA Project Controls services and systems.
- f) The SBE SFMTA goal for Contract 1300 Tutor-Perini is 20% SBE with a provision of 50% for trucking.

The 1300 Tutor-Perini SBE percent Actual is based on the SBE data provided in Progress Payment #42, June 2017, SFMTA SBE FORM No. 6.

- g) The SBE SFMTA goal for Contract 1277 MH Construction was based on an SBE set-aside.

SBE Participation Details

The two tables that follow present the Central Subway's professional services and construction contract amounts, expenditures and SBE levels with additional details.

Active Professional Services Contracts - SBE Participation Details

As of: 6/30/2017

Contract:	Project Management and Construction management	
Contract No.	CS-149 Central Subway Partnership*	
Status:	On-going	
	Base Contract Value	\$85,139,092
	Approved Change Orders	-0-
	Current Contract Value	\$85,139,092
	Expended to Date (est.)	\$62,684,498
	% Expended	73.6%
	SBE SFMTA Goal	30.0%
	SBE Participation	32.6%

Contract:	Project Controls Cost and Schedule Support	
Contract No.	CS 156 Hill International Task 1*	
Status:	On-going	
	Base Contract Value	\$17,112,873
	Approved Change Orders	-0-
	Current Contract Value	\$17,112,873
	Expended to Date (est.)	\$9,820,243
	% Expended	57.4%
	SBE SFMTA Goal	26.0%
	SBE Participation	29.1%

Contract:	Design Package 1 for CNs 1250, 1251 and 1252 Tunnels	
Contract No.	CS-155-1 PB / Telemon*	
Status:	Design is completed. Construction support ongoing	
	Base Contract Value	\$5,795,000
	Approved Change Orders (7)	\$2,145,159
	Current Contract Value	\$7,940,159
	Expended to Date (est.)	\$7,937,601
	% Expended	100.0%
	SBE SFMTA Goal	30.0%
	SBE Participation	30.2%

Contract:	Design Package 2 for 1253 UMS, 1254 CTS, 1255 YBM Stations.	
Contract No.	CS-155-2 Central Subway Design Group*	
Status:	Design is completed. Construction support ongoing	
	Base Contract Value	\$35,428,038
	Approved Change Orders (1)	\$1,626,722
	Current Contract Value	\$37,054,760
	Expended to Date (est.)	\$36,570,001
	% Expended	98.7%
	SBE SFMTA Goal	30.0%
	SBE Participation	35.5%

Contract:	DP 3 Systems, Track work, Surface station.	
Contract No.	CS-155-3 HNTB-B&C*	
Status:	Design is completed. Construction support ongoing	
	Base Contract Value	\$16,822,238
	Approved Change Orders (5)	\$312,814
	Current Contract Value	\$17,232,252
	Expended to Date (est.)	\$14,365,430
	% Expended	83.4%
	SBE SFMTA Goal	30.0%
	SBE Participation	24.5%

* denote accrual

Active and Completed Construction Contracts - SBE Participation Details

		<i>Data as of:</i>	6/30/2017
Contract:	Synergy Inc Utility Relocation 1 YBM & Launch Box		
Contract No.	1250		
Status:	Contract is completed and closed out		
	Base Contract Value		\$9,273,939
	Approved Change Orders		\$2,694,211
	Final Contract Value		\$11,968,150
	% Expended		100%
	SBE SFMTA Goal		20%
	SBE Participation To Date		97.2%
Contract:	Synergy Inc Utility Relocation 2 UMS		
Contract No.	1251		
Status:	Contract is completed and closed out		
	Base Contract Value		\$16,832,550
	Approved Change Orders		3,962,031
	Final Contract Value		\$20,794,581
	% Expended		100%
	SBE SFMTA Goal		20.0%
	SBE Participation To Date		87.4%
Contract:	Pagoda Palace Demolition / MH Construction		
Contract No.	1277		
Status:	Contract is completed and closed out		
	Base Contract Value		\$498,995
	Approved Change Orders		\$149,981
	Current Contract Value		\$648,976
	Expended to Date (est.)		\$648,976
	% Expended		100.00%
	SBE SFMTA Goal		100.0%
	SBE Participation To Date		100.0%
Contract:	Tunnels Barnard/Impregilo/Haley		
Contract No.	1252		
Status:	Construction is underway and ongoing		
	Base Contract Value		\$233,584,015
	Approved Change Orders		\$8,255,506
	Current Contract Value		\$241,839,521
	Expended to Date (est.)		\$234,881,397
	% Expended		97.1%
	SBE SFMTA Goal		6.0%
	SBE Participation To Date		5.8%
Contract:	Stations and Systems / Tutor Perini		
Contract No.	1300		
Status:	Construction is underway and ongoing		
	Base Contract Value		\$839,676,400
	Approved Change Orders		\$7,726,806
	Current Contract Value		\$847,403,206
	Expended to Date (est.)		\$501,389,927
	% Expended		59.2%
	SBE SFMTA Goal		20.0%
	SBE Participation To Date		19.9%

Photos on the next page:

In June 2017, a bulldozer operation and associate excavate a new portion of the future UMS invert inside the station box. A crew inspects a graded portion of 4th Street south of Bryant, where a new section of road bed will be constructed. Scaffolding has been erected against exterior slurry walls inside the YBM station headhouse, where reinforcing and shotcrete work has begun. A welder constructs a custom steel bracket at the shop area atop the Chinatown Station headhouse roof deck.

central subway

Central Subway Project Office
530 Bush Street, Suite 400
San Francisco, CA 94108
Email: central.subway@sfmta.com



www.centralsubwaysf.com



www.twitter.com/central_subway



www.facebook.com/centralsubway



www.centralsubwayblog.com



www.youtube.com/municentralsubwaysf



www.flickr.com/municentralsubway

This document is published by the SFMTA and the City and County of San Francisco as a service to individuals and agencies interested in the Central Subway Project. Funding for the Central Subway is made possible through funds provided by the Federal Transit Administration, the State of California, the Metropolitan Transportation Commission and the San Francisco County Transportation Authority.



SFMTA
Municipal
Transportation
Agency

