

central subway

Raising the roof at YBM

Switching construction from the west to east side



Progress Report

May 2015



SFMTA
Municipal
Transportation
Agency

This page intentionally left blank

Table of Contents


Executive Summary	5
Key Milestones	6
Costs and Schedule	7
Costs	7
Earned Value Analysis	7
Schedule Highlights.....	8
Master Project Schedule	11
Contracts & Construction	12
Contract 1252 Central Subway Tunneling.....	13
Contract 1300 Stations, Surface, Track and Systems.....	15
Work Package1254 Chinatown Station	16
Work Package1253 Union Square / Market Street Station	18
Work Package1255 Yerba Buena / Moscone Station	21
Work Package1256 Systems, Trackwork & Stations	23
Program Components	25
Community Outreach	25
Quality Assurance	26
Risk Management	29
Program Safety & Security	29
Technical Capacity	32
Staffing	33
Third-Party Agreements and Licenses	34
LRV Procurement.....	34
Current Construction Activity and Progress Photos	35

See Table of Content page that follows for Cover Photo captions.

Table of Contents - continued

Appendices

Appendix A: Cost Report.....	A1
Appendix B: Schedule Report.....	B1
Appendix C: Program Overview of Scope and Funding.....	C1
Appendix D: Completed Contracts	D1
Appendix E: SBE Participation by Contract (Reported Quarterly).....	E1
Central Subway Project Contact Information.....	E-5



Cover photo: With construction of the western half of the Yerba Buena/Moscone Station roof now complete, work to construct the eastern half has begun. Traffic has been temporarily shifted to the west side of 4th Street. Workers have excavated the soil and can be seen preparing the site for the installation of rebar, prior to pouring concrete. **More photos of this construction can be found starting on page 35.**

Above photos: Work to construct the south concourse roof of the Union Square/Market Street Station involves installation of a network of steel I-beams. These beams will form the structural elements of this portion of the station, which is the connection the Powell Street BART/Muni Station.

See the Appendix E final page for CS websites hyperlinks and public outreach on line resources. The Project main web site is at: <http://www.centralsubwaysf.com/>



Striping and hazard signage marks the approach to the tunnel portal, located beneath I-80 on 4th Street, south of Harrison.

Executive Summary

The initial excavations now underway at YBM, UMS and CTS are opening space for installing the concrete roof of the future stations.

Chinatown Station - Surface level slab complete. Install surface settlement points on Stockton Street. Pothole dewatering wells and install inclinometers on Stockton Street. Relocate 12 inch water line at North Egress Shaft.

Union Square/Market Street Station - Continued demolition of BART Annex on Ellis Street. Installed I beams for roof installation between Maiden Lane and Geary Street & at Ellis St. Continued production Jet Grouting on east and west sides of Stockton Street. Began drilling for compensation grout pipe installation. Continued installing and testing Tiebacks for Union Square Garage demolition. Began Union Square Garage demolition.

Yerba Buena/Moscone Station - Traffic flowing on west side of 4th Street with east side work area closed for roof and utility construction. East side surface slab surface slab construction is in progress. Rebar installation in section 4 is in progress, roadway section removal and excavation in section 5 is in progress. Backfill over portion of headhouse beneath Clementina Street is in progress. AWSS and water mains utilities have been installed at 4th and Howard and at 4th and Folsom Street. Continue headhouse excavation.

Surface, Track and Systems Continue Muni ductbank installation. Contractor progressing toward 100% design of 48" sewer and 36" sewer force main. Continue 78" sewer rehabilitation.

Tunnel - achieved Final Completion on May 15, 2015. Contract administrative closeout is ongoing to reconcile contract cost.

Total project costs to date are \$796.49 million, an increase of \$11.21 million over last month. The total cost to date equals 50.47% of the total project budget of \$1.578 billion. The Master Project Schedule continues to forecast the Revenue Service Date of December 26, 2018.


The Tunnel and Stations Contractors' Safety Reports show no recordable accidents took place this month and the rates of work site accident incidents by the man hours worked continue to be below industry standards - see tables on pages 30 and 31.

Key Milestones

Excavation of the south concourse at Union Square/Market St. Part 3



1 Major structural roof elements are installed and reinforced



2 Workers install diagonal connectors to add seismic stability

MILESTONE	DATE EXPECTED
General	
Revenue Service	December 2018
Contract 1252 Tunnels	
Substantial Completion	April 15, 2015 (A)
Contract 1300 Stations, Surface, Track, Systems	
Notice to Proceed (NTP 1)	June 17, 2013 (A)
Notice to Proceed (NTP 2)	January 12, 2014 (A)
Substantial Completion	February 10, 2018



3 Soil improvement is ongoing outside the walls of the already-covered portion

Costs and Schedule

Costs (See Appendix A for Details)

The Current Cost Estimate (CCE) for the Central Subway Project is **\$1.578 billion** in year of expenditure dollars (\$YOE). This total project cost is shown at the top of Report 7.1, Program Project Budget. This capital cost projection incorporates allocated and unallocated contingencies to cover the risks associated with the project completion.

Total net incurred costs for the project are \$796.49 million, a \$11.21 million increase over last month. The cost to date figure reflects expenditures through FAMIS 786 Report (\$752.00 million) plus the utilities joint trench Form B Reimbursement payment (\$10.03 million), invoices currently being processed (\$10.60 million) and estimates of outstanding pay requests (\$23.86 million). This incurred amount equals 50.47% of the total project budget of \$1.578 billion.

The current funding level to date is \$1,029.79 million. This represents 65% of the total project budget.

Earned Value Analysis

For May the Earned Value Analysis below reports the Planned Value, Earned Value, Percent Complete and resulting indexes as follows.

Overall Budgeted Cost:	\$ 1,578,300,000
Planned Value:	\$ 859,804,730
Earned Value:	\$ 787,540,371
Actual Cost:	\$ 796,490,668
Schedule Performance Index (SPI):	0.92
Cost Performance Index (CPI):	0.99
% Complete:	49.75%

Over all, the program is 49.75% complete, with SPI of 0.92 and CPI of 0.99. The Earned Value Cash Flow is shown in Report 7.2 below.

Schedule Highlights - Continued

The Master Project Schedule (MPS) below includes progress through May 31, 2015.

The MPS continues to forecast the Revenue Service Date of December 26, 2018.

The controlling critical (longest) path of the MPS runs through CTS succeeded by Commissioning and Pre-Revenue Activities to the Baseline Finish and Revenue Service Date. See Appendix B – Longest Path.

The Schedule Contingency is 4.8 months on the critical path of the MPS, which is below the Minimum Schedule Contingency level of 8 months. Revisions to the Schedule Contingency minimum levels have been developed and reviewed by FTA. Revisions to schedule contingency minimum levels have been reevaluated utilizing the approved Contract 1300 baseline schedule and found to be consistent with previous results. A re-evaluation is now required, utilizing the updated Contract 1300 Schedule to justify any revisions to current minimums.

The 1300 Contractor submitted the fourth Schedule Update (thru March 2015), indicating the 6 month late finish as shown in the prior updates. All updates have been rejected and require resubmission. The 1300 Contractor continues address key critical activities to recover lost time and improve schedule performance. Review of schedule update as well as identifying recovery options is ongoing.

Contract 1252 Tunnels:

The 1252 construction management team is working with the 1252 Contractor to ensure all of the requirements of Final Completion are achieved. Contract Closeout activities are ongoing to close out the contract.



Project Director John Funghi speaks to members of the Community Advisory Group at the tunnel portal ramp.

Schedule Highlights - Continued

Contract Milestones	Required Finish	MAR 2015 Finish	FEB Finish	Ahead/ Behind Requirement
Contract 1252 Tunnel Substantial Completion	15-Apr-15	15-Apr-15	15-Apr-15	(0) CD

Contract 1252 performed the following work this period:

- Completing remaining punch list and close out items
- Ongoing administrative closeout the contract

Contract 1300 Stations, Surface, Track and Systems

Contract 1300 schedule currently shows a summary version of Tutor Perini Corporation's (TPC) preliminary Baseline and Bid Schedule. This summary 1300 schedule will be replaced with Tutor's approved Baseline Schedule and monthly update schedule. Update Schedule is currently under SFMTA review. The Update Schedule will be incorporated into master program schedule if the major review comments are incorporated.

Contract 1300 has several interface points with Contract 1252. The timing of these interface points correlate to when the NTP was issued for Contract 1300. This table represents the current status of these interface points with respect to the Contract 1252 update. The 1300 Contractor is not ready to access the tunnel used by Contract 1252. The tunnel access from Contract 1252 is not expected to impact Contract 1300. The current completion date of the Contract 1252 is shown in the table below.

Interface Points	CN1300 Requirement	CN 1252 Mar 2015 Update	Variance	
Tunnel Portal Completion	24-Sep-15	15-May-15	132	CD

Work Package P-1254R CTS performed the following work this month:

- Surface Level Slab complete
- Install surface settlement points on Stockton Street
- Pothole dewatering wells on Stockton Street
- Install inclinometers on Stockton Street
- Relocate 12 inch water line at North Egress Shaft

Work Package P-1253 UMS performed the following work this month:

- Continued demolition of BART Annex on Ellis Street
- Installed I beams for roof installation between Maiden Lane and Geary Street and at Ellis Street
- Continued production and test jet grouting on the east and west sides of Stockton Street
- Continued installing and testing Tiebacks for Union Square Garage demolition
- Began Union Square Garage demolition
- Began drilling for compensation grout pipe installation

Work Package P-1255 YBM performed the following work this month:

Schedule Highlights - Continued

- Traffic flowing on west side of 4th Street with east side work area closed for roof and utility construction
- East side surface slab construction is in progress (three segments, TPC sections 4, 5, 6 south to north) - rebar installation in section 4 is in progress, roadway section removal and excavation in section 5 is in progress
- Backfill over portion of headhouse beneath Clementina Street is in progress
- Utility installation at 4th and Howard (sewer mains) and at 4th and Folsom (culvert) is in progress
- Headhouse excavation is in progress
- Archaeological monitoring is in progress

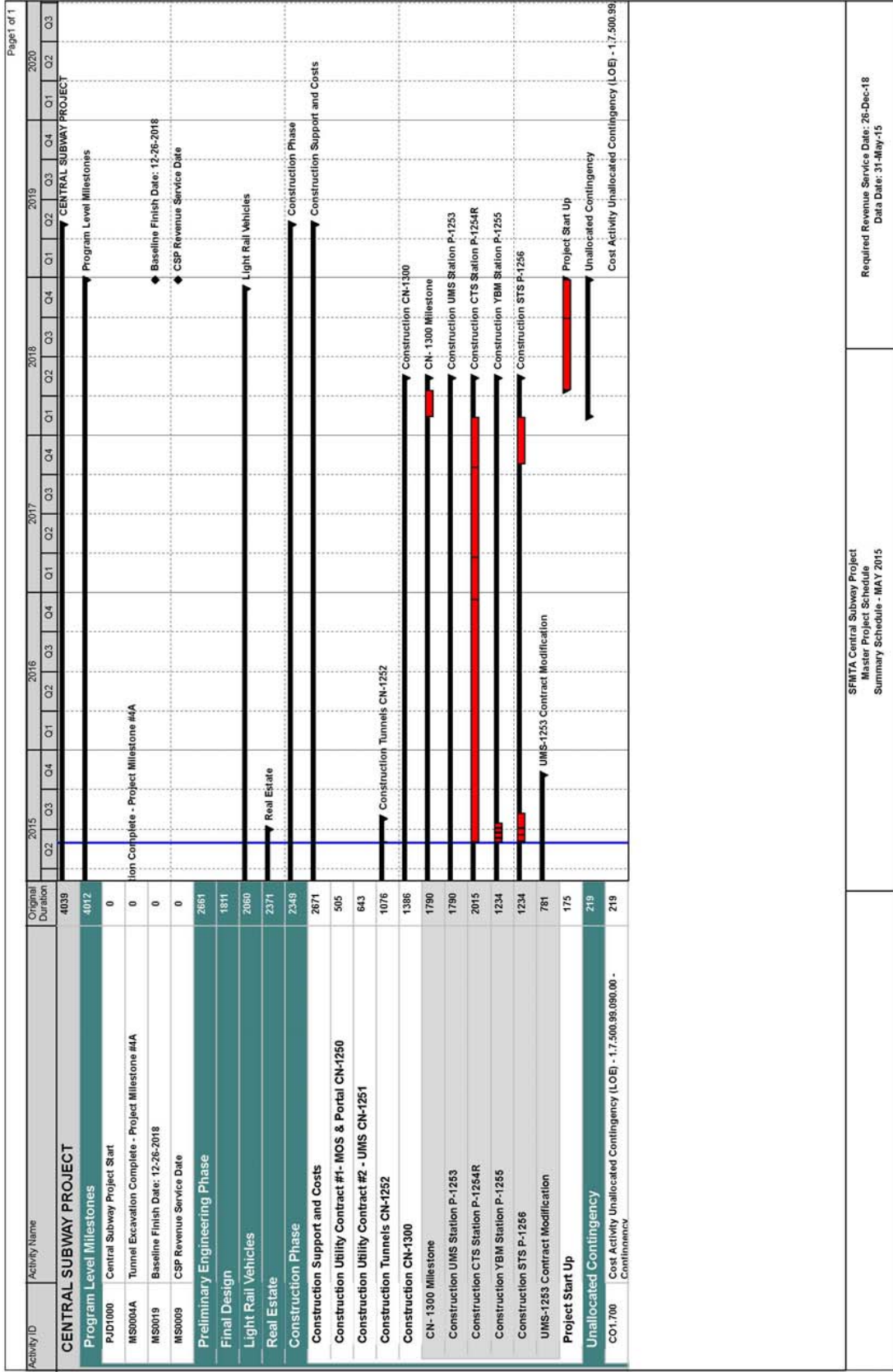
Work Package P-1256 STS performed the following work this month:

- Contractor continue progressing toward 100% design of 48" sewer and 36" sewer force main
- Continue Muni ductbank installation
- Continue 78" sewer rehabilitation



The contractor can be seen removing steel sheet piles prior to excavation of the east side of 4th Street, to construct that portion of the Yerba Buena/Moscone roof slab.

Master Project Schedule



Required Revenue Service Date: 26-Dec-18
Data Date: 31-May-15

SFMTA Central Subway Project
Master Project Schedule
Summary Schedule - MAY 2015



An excavator bucket removes soil from the Yerba Buena/Moscone Station site, where roof construction is being done on the east half of 4th Street, north of Folsom.

Contracts & Construction

Construction Contracts In Progress

Contract 1252: Central Subway Tunneling

- Contractor: Barnard Impregilo Healy (BIH) JV
- Amount: \$241.29 million
- Contract Status: 99.70% complete construction

Contract 1300: Combined Work Packages 1253, 1254, 1255, 1256

- Contractor: Tutor - Perini Corporation
- Amount: \$838.24 million
- Contract Status: 31.13% complete construction

Contracts Completed

[See Appendix D](#)

Contract 1250: Moscone Station and Portal Utilities Relocation

Contract 1251: Union Square/Market Street Station Utility Relocation

Contract 1277: Pagoda Theater Site Demolition (Funded separately from the CS Project budget)

Contract SBE Participation (Updated Quarterly)

[See Appendix E](#)

Central Subway Tunneling

Contract 1252 Contractor: Barnard Impregilo Healy Joint Venture

Description of Work

1.5-mile twin bore tunnels from Hwy I-80 to North Beach using two tunnel boring machines (TBMs). Contractor procurement and installation of the TBMs; construction of the TBM launch box and retrieval shaft excavation support; Yerba Buena/Moscone Station and Union Square/Market Street Station end walls; tunnel excavation and installation of precast segmental lining, the 4th Street portal transition to the surface and cross passages. Throughout, settlement monitoring and protection of existing utilities, buildings and BART tunnels.

Current Status

- Complete remaining punch list items
- Final Completion is on May 15, 2015

Three Month Look Ahead

- Administrative closeout contract

Work Expected Next Month

- Administrative closeout contract



Contract Details	
Contract Awarded:	June 28, 2011
Notice to Proceed 1:	January 27, 2012
Notice to Proceed 2:	March 14, 2012
Partial NTP 3:	April 12, 2012
Notice to Proceed 3:	October 15, 2012
Substantial Completion:	April 15, 2015
Contract Award Value:	\$233,584,015
Modifications to Date:	\$7,707,417
Current Contract Value:	\$241,291,432

Budget/Expenditures	
Category	Amount
Current Budget	\$251,068,968
Other Project Budget	\$5,150,000
Other Offset Credits	\$1,135,610
Expenditures to Date	\$234,294,977

Three Month Schedule

Activity ID	Activity Name	2015						
		May	Jun	Jul	Aug	Sep	Oct	Nov
CENTRAL SUBWAY PROJECT								
Construction Phase								
Construction Tunnels CN-1252								
1252 Tunnel Contract BIH								
Contract Milestones								
TUN-01-1070	Final Completion (req'd May 15, 2015) - 1204 days							
General Conditions								
TUN-02-8640	CM- 20: PCC10- Credits for ST4, GE3, GE8, & ES8							
TUN-02-1560	CM-48							
TUN-02-1580	CM-48							
TUN-02-8480	Protection - POSTconstruction Surveys @ Cross Passage No 5							
4th St and Market Compensation Grouting								
TUN-03-6030	4th & Harrison Comp Grout - Inject Compensation Grout-NB (Launch)							
TUN-05-2040	4th & Market Comp Grout - Inject Compensation Grout (SB)							
TUN-03-6040	4th & Harrison Comp Grout - Inject Compensation Grout (NB)							
TUN-05-2030	4th & Market Comp Grout - Inject Compensation Grout (NB)							
Contract Close Out								
TUN-13-2050	Demobilization - Remove Contractor & Owner's Offices							
TUN-13-2060	Demobilization - Punchlist Activities							
TUN-13-2080	Demobilization - Transfer Site to Subsequent Contractor(s)							

Stations, Surface, Track and Systems

Contract 1300 Contractor: Tutor-Perini Corporation

Description of Work

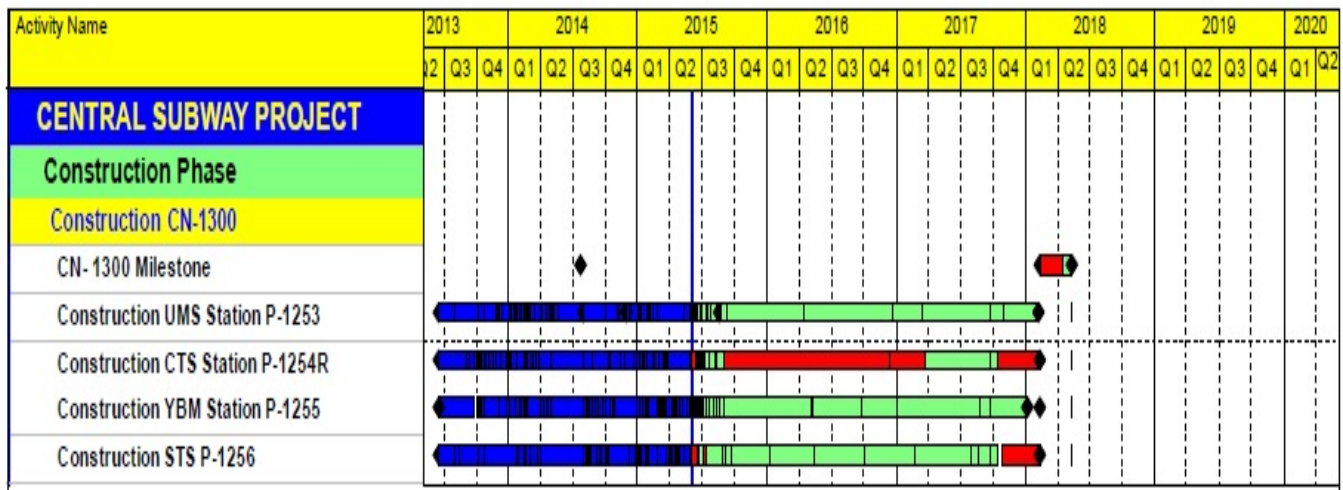
The Contract 1300 scope is to construct the Central Subway's three subway stations, one surface station, construct the 2,000 feet of surface track, and install track and operating systems throughout the new alignment. The separate station and systems work packages are presented in the following pages.

Work includes station finishes, AC and DC substations, elevators, escalators, lighting, emergency ventilation fans, HVAC fire alarm/ suppression/ protection, Cutter Soil Mixing, secant pile bottom up and Sequential Excavation Method construction, settlement monitoring, building protection, connecting to and modifying the BART Powell Street Station, PA, CCTV, signage, installation of fare collection equipment and station start-up and commissioning.

Contract Details	
Contract Awarded:	May 21, 2013
Notice to Proceed:	June 17, 2013
Substantial Completion:	February 10, 2018
Contract Award Value:	\$839,676,400
Modifications to Date:	(\$1,432,743)
Current Contract Value :	\$838,243,657

Budget/Expenditures▲	
Current Budget	\$859,676,400
Expenditures to Date	\$260,959,954

1300 Summary Schedule



Chinatown Station

Contract 1300 - Work Package 1254R



Description of Work

This Work Package is to construct one subway station. Includes station finishes, AC and DC Traction Power substations elevators, escalators, lighting, emergency ventilation fans, HVAC fire alarm/ suppression/ protection, slurry wall top-down construction, settlement monitoring, building protection, PA, CCTV, signage, installation of fare collection equipment and station start-up and commissioning.

Current Work Status

- Surface Level Slab complete
- Install surface settlement points on Stockton St
- Pothole dewatering wells on Stockton Street
- Install inclinometers on Stockton Street
- Relocate 12 inch water line at North Egress Shaft

Work Expected Next Month

- Complete battered inclinometers on Stockton St
- Install dewatering wells on Stockton St
- Backfill Headhouse 1-3 line, relocate utilities under Washington St
- Backfill surface slab at Washington Street
- Install service crane



Workers construct the last rebar lattice during construction of the roof slab.

Three Month Look Ahead

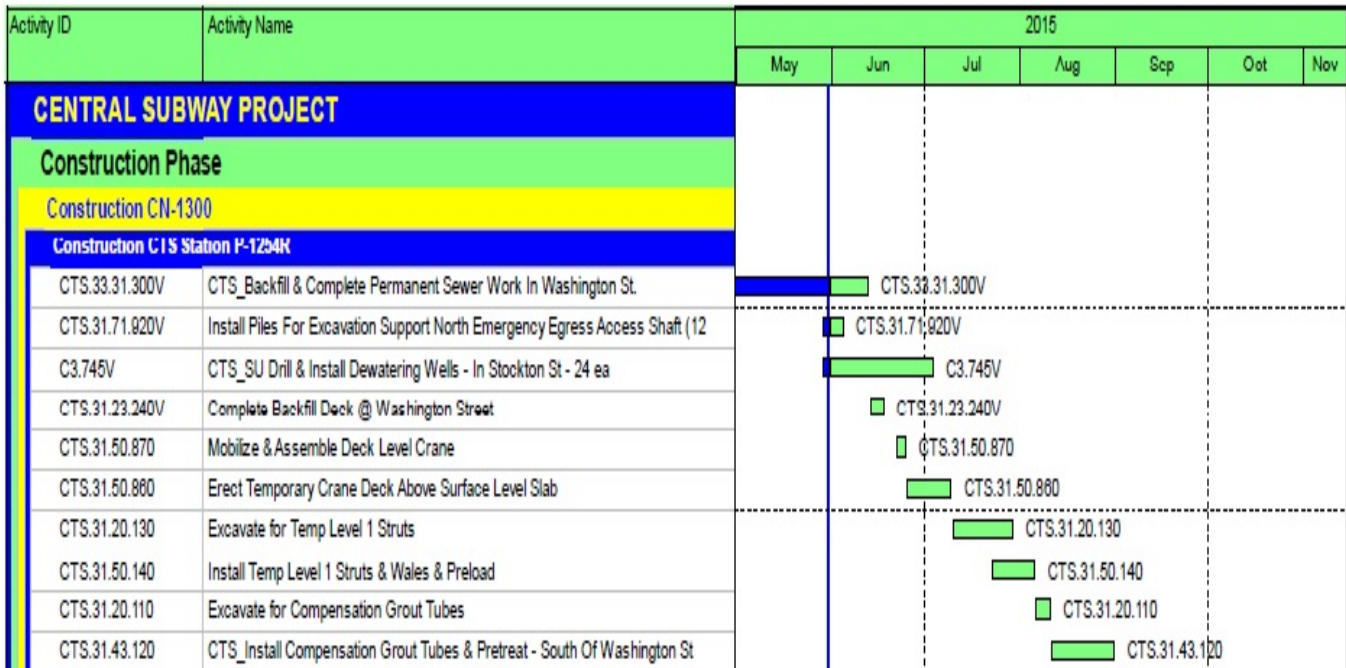
- Excavate to El 70, install compensation grout tubes, pre grout
- Backfill Surface slab at Washington St, relocate utilities back into Washington St
- Slip line brick sewer on Stockton Street
- Drill dewatering wells on Stockton Street
- Install inclinometer on Stockton Street
- Open Sidewalk Washington St
- Relocate PGE around North Access Shaft

Chinatown Station Construction Status - Continued

Contract Details	
Contract Awarded:	May 21, 2013
Notice to Proceed:	June 17, 2013
Substantial Completion:	February 10, 2018
Contract Award Value:	\$247,567,810
Modifications to Date:	\$230,956
Current Contract Value:	\$247,798,766

Budget/Expenditures	
Current Budget	\$252,567,810
Expenditures to Date	\$59,862,931

CTS Three Month Schedule



Union Square/Market Street Station

Contract 1300 Work Package 1253

Description of Work

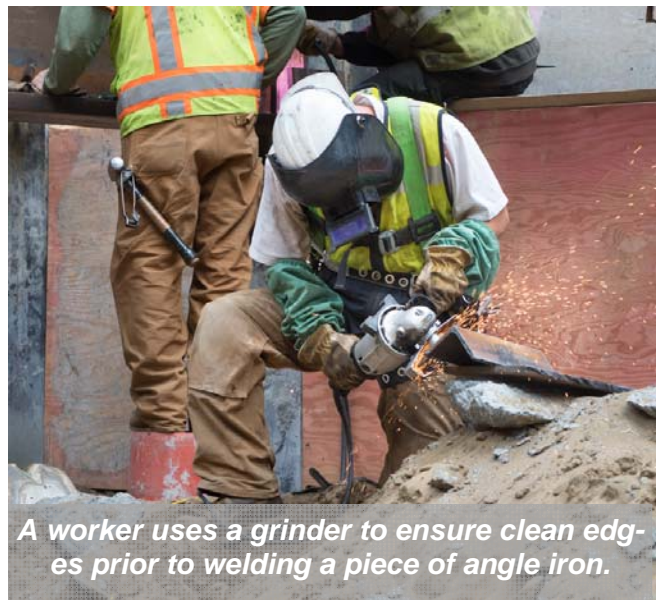
This Work Package is to construct one subway station. Includes station finishes, AC and DC Traction Power substations elevators, escalators, lighting, emergency ventilation fans, HVAC fire alarm/ suppression/ protection, slurry wall top-down construction, settlement monitoring, building protection, PA, CCTV, signage, installation of fare collection equipment and station start-up and commissioning.

Current Status This Month

- Continued demolition of Bart Annex on Ellis Street
- Installed I beams for roof installation between Maiden Lane and Geary Street and at Ellis Street
- Continued production and test jet grouting on the east and west sides of Stockton Street
- Continued installing and testing Tiebacks for Union Square Garage demolition
- Began Union Square Garage demolition
- Began drilling for compensation grout pipe installation

Work Expected Next Month

- Street closures: Stockton Street between Ellis and Post and Ellis halfway, Stockton to Powell. Alternate lane configuration on O'Farrell at Stockton. Narrowing of Geary to 1 lane at Stockton
- Union Square Garage – demolition, tieback installation, and utility work
- North Concourse - install decking, concrete for roof deck and reroute of ductbanks and waterline
- Continue jet grouting operations on East and West sides of Stockton Street between Geary and O'Farrell Streets
- Install I beams for roof installation between Maiden Lane and Geary Street
- Demolition and roof deck installation operations at Ellis Street Annex



A worker uses a grinder to ensure clean edges prior to welding a piece of angle iron.

Three Month Look Ahead

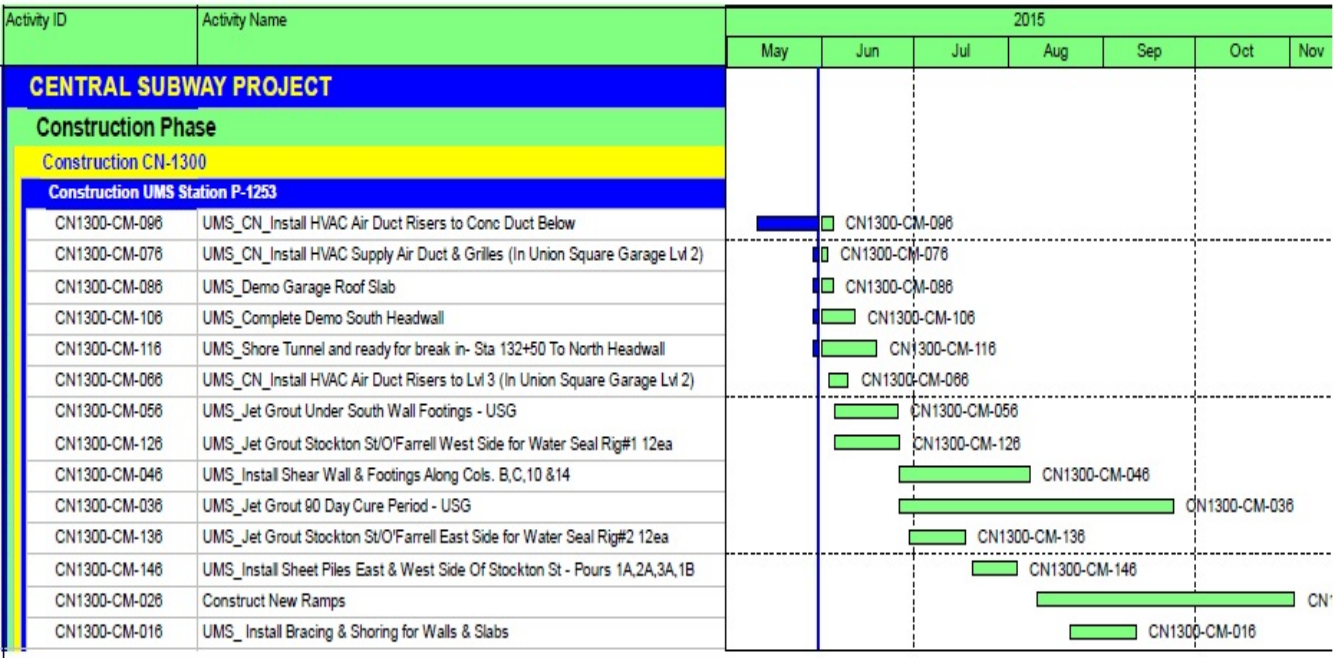
- Progress I-beam, roof deck and waterproofing installation for roof deck construction
- Continue demolition operations at Ellis Street on remaining BART structure to be removed
- Install new roof on Ellis for BART Station entrance to UMS station
- Continue working on Union Square Garage, tieback installation, micro-pile installation and demolition
- Continue jet-grouting operations on Stockton Street between Geary and O'Farrell Streets
- Install new roof on Station between Maiden Lane and Geary Street
- Begin installing Compensation Grout pipes for building protection along Stockton Street

Union Square Market Street Station Construction - Continued

Contract Details	
Contract Awarded:	May 21, 2013
Notice to Proceed:	June 17, 2013
Substantial Completion:	February 10, 2018
Contract Award Value:	\$294,030,590
Modifications to Date:	\$90,000
Current Contract Value:	\$294,120,590

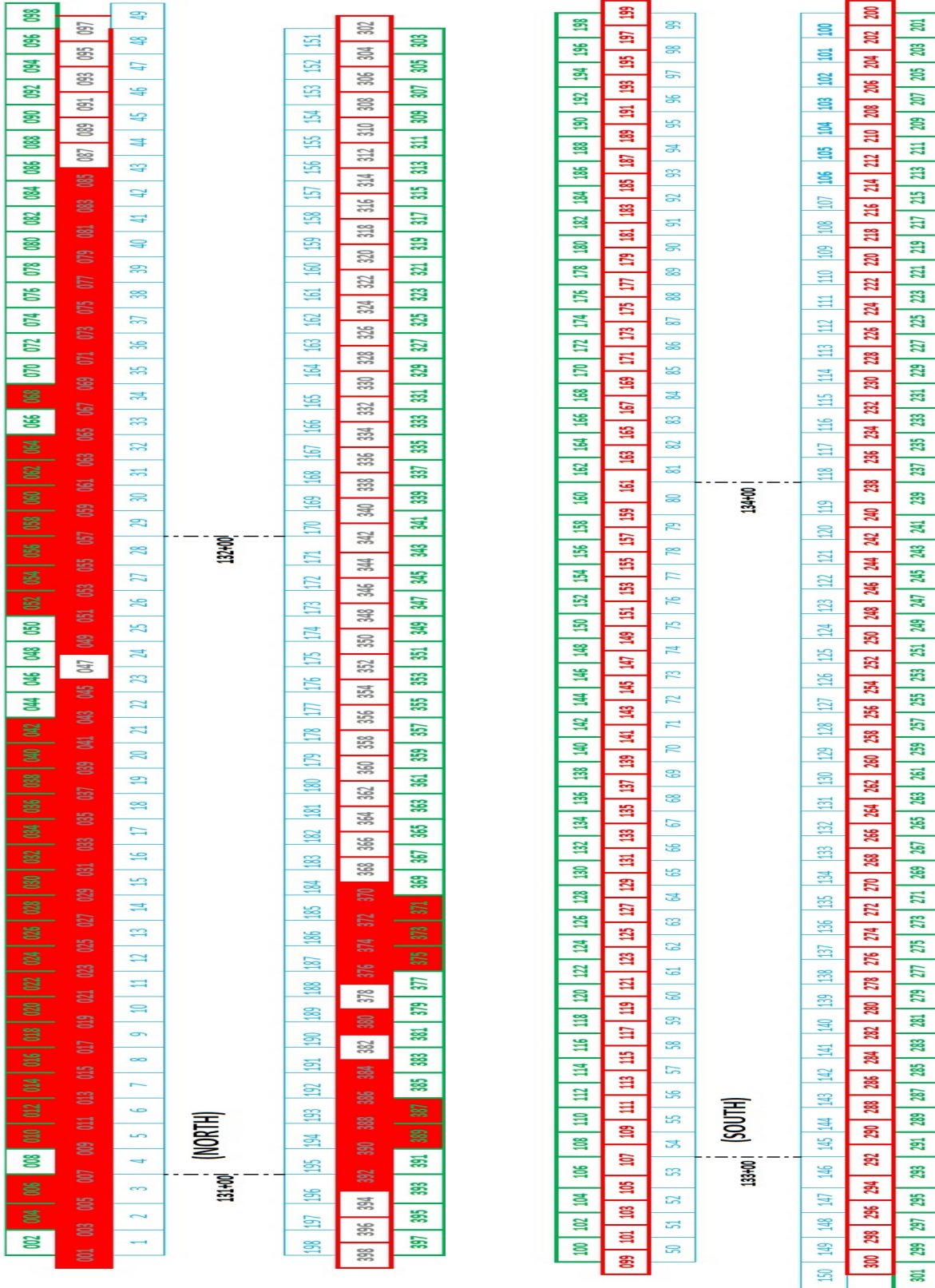
Budget/Expenditures ▲	
Current Budget	\$299,030,590
Expenditures to Date	\$113,213,029

UMS Three Month Schedule



UMS North End and South End Jet Grouting

Jet Grouting - 84 of 398 Completed



Completed

Yerba Buena/Moscone Station

Contract 1300 - Work Package 1255



Description of Work

This Work Package is to construct one subway station. Includes station finishes, AC and DC Traction Power substations elevators, escalators, lighting, emergency ventilation fans, HVAC fire alarm/ suppression/ protection, slurry wall top-down construction, settlement monitoring, building protection, PA, CCTV, signage, installation of fare collection equipment and station start-up and commissioning.

Current Status

- Traffic flowing on west side of 4th Street with east side work area closed for roof and utility construction
- East side surface slab construction is in progress (three segments, TPC sections 4, 5, 6 south to north) - rebar installation in section 4 is in progress, roadway section removal and excavation in section 5 is in progress
- Backfill over portion of headhouse beneath Clementina Street is in progress
- Utility installation at 4th and Howard (sewer mains) and at 4th and Folsom (culvert) is in progress
- Headhouse excavation is in progress
- Archaeological monitoring is in progress

Work Expected Next Month

- East side surface slab construction (three segments, TPC sections 4, 5, 6 south to north), concrete placement in sections 4 and 5
- Headhouse dewatering, excavation to strut level 1



Excavation of the east side of the Yerba Buena/Moscone Station roof slab site is underway.

Three Month Look Ahead


- East side station box roof slab excavation and concrete placement
- Utility Installation above east side station box roof slab
- Restore all traffic lanes on 4th Street
- Continue headhouse excavation, install excavation temporary bracing
- Archaeological Monitoring

Yerba Buena Moscone Station Construction - Continued

Contract Details	
Contract Awarded:	May 21, 2013
Notice to Proceed:	June 17, 2013
Substantial Completion:	February 10, 2018
Contract Award Value:	\$158,089,000
Modifications to Date:	(\$1,833,869)
Current Contract Value:	\$156,255,131

Budget/Expenditures ▲	
Current Budget	\$163,089,000
Expenditures to Date	\$65,800,000

YBM Three Month Schedule



Systems, Trackwork, & Surface Station

Contract 1300 - Work Package 1256

Description of Work

This Work Package is to construct one Surface Station. Includes light rail track and systems, track invert, track safety walkways; light rail track and systems constructed on the 2,000 foot surface for the alignment from the tunnel portal, south to the tie-in to the existing Muni T-Line at Fourth and King Streets; and the surface Fourth and Brannan Street (FBS) Station.

Current Status

- Contractor progressing toward 100% design of 48" sewer and 36" sewer force main
- Continue Muni ductbank installation
- Started 78" sewer rehabilitation

Work Expected Next Month

- Continue 78" sewer rehabilitation
- Continue MRY ductbank and vault installation

Three Month Look Ahead

- Waterline installation
- AWSS installation
- Muni ductbank installation
- 36" sewer force main installation
- 78" sewer rehabilitation



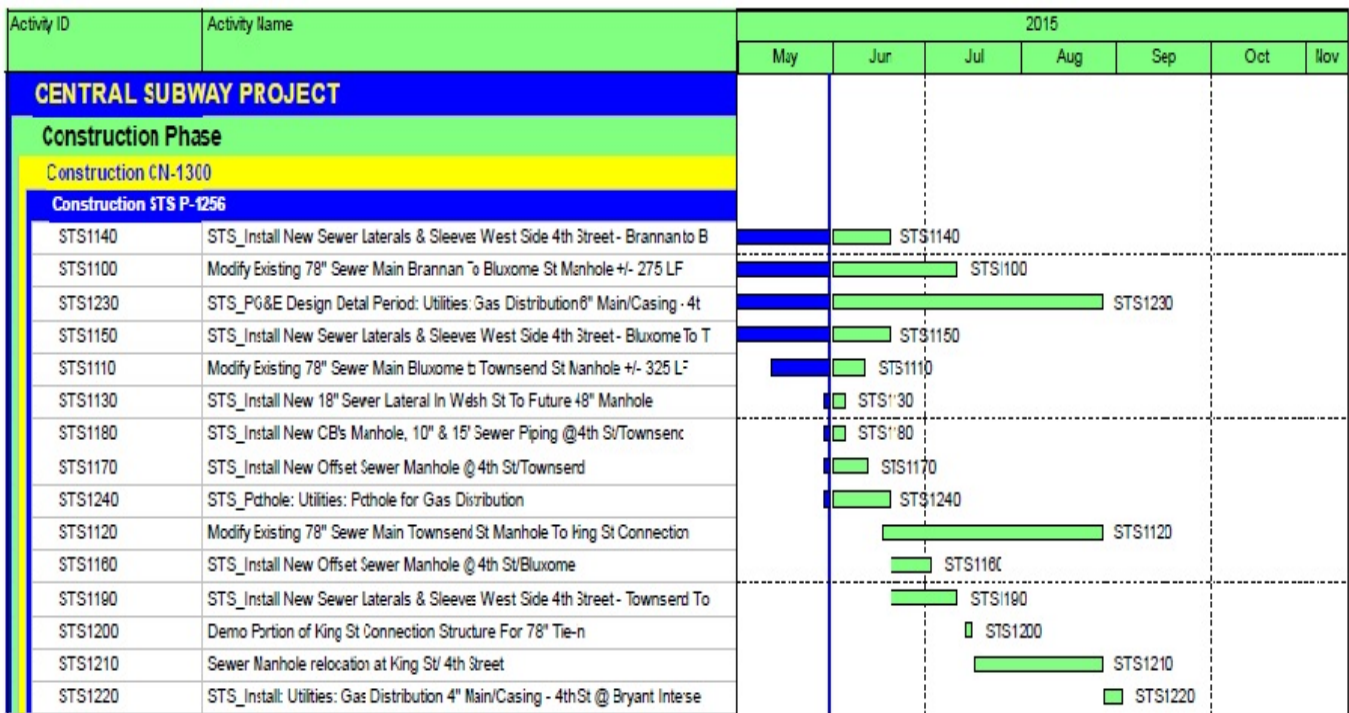
This century-old brick sewer is getting a new lease on life with a reinforced concrete roof, on 4th Street south of Brannan.

Systems, Trackwork, & Surface Station Construction - Continued

Contract Details	
Contract Awarded:	May 21, 2013
Notice to Proceed:	June 17, 2013
Substantial Completion:	February 10, 2018
Contract Award Value:	\$139,989,000
Modifications to Date:	\$80,170
Current Contract Value:	\$140,069,170

Budget/Expenditures	
Current Budget	\$144,989,000
Expenditures to Date	\$22,083,994

Systems, Track and Surface Station Three Month Schedule



Program Components

Community Outreach

Outreach public information, events and presentations for May 2015 include:

Stanford Presentation: May 22, 2015

Coordinated with Mayor's Press Office and SFMTA Press Office for media event for the completion of the Tunnel Contract; in addition to preparation and staff media event

Addressed complaint from Crate and Barrel regarding crosswalk and sidewalk issue

Met with CTS team to discuss upcoming dewatering well test run in Chinatown

Assisted PG&E with translation of notice and distribution to merchants in Chinatown

Outreach in Support of Mitigation and Monitoring

Team members participated in weekly progress and traffic meetings to address neighborhood concerns

Outreach and communication efforts continue in Chinatown, Union Square, and SOMA

Weekly construction update emails sent to list of approximately 600 residents and stakeholders

Distributed monthly construction update to STS and CTS neighborhood; CTS flier are bi-lingual

Media Coverage

Central Subway Media Coverage			
Date	Title (with link to story)	Source	Reporter/Writer
5/12/15	Central Subway Substantially Completes	Rock & Water Blog	Mun Wei Leong
5/18/15	TMG, Alexandria JV on Brannan Street Office Development	unknown	Alex Girda
5/19/15	Amazing Photos Inside the Central Subway Tunnel	Muni Diaries	unknown

Quality Assurance

Quality Assurance monthly activity of oversight, surveillance, audits, proactive feedback and QA records actively involves the Project construction management staff, the resident engineers, the two prime construction contractors and their subcontractors.

Stations and Systems Contract CN1300 Quality Assurance Monitoring – On Going

- UMS roof beam to pile WF installation – Installation of steel is proceeding as approved details allow
- UMS Water Proofing Subcontractor – Waterproofing Experts (no activity during this month – anticipated to begin Jun 2015)
- UMS Jet Grout Subcontractor, continuation of Jet Grout
- CTS Slurry Wall Panels – preparation and/or repairs (CNCRs have been written to address the issue of some of the slab mechanical couplers not being as shown on the design drawings) of rebar threaded inserts being at incorrect elevations, threaded rebar inserts below the surface of the concrete (for reasons yet TBD) that can't be located or for threaded inserts that are not col-linear with mating rebar – note that all roof placement have been completed
- YBM Slurry Wall Panels to roof slab and subsequent interior slabs
- YBM Water Proofing Subcontractor – Waterproofing Experts
- Daily Inspection Reports
- Smith Emery - TPC's laboratory and Inspection Services – including Special Inspections)
- Preparatory, Initial and Additional Initial Phase Meetings as required by Specification Section 01 45 00. Attendance/participation of these vital meetings (Contractor is not allowed to start work until such time that all prerequisite requirements have been met which continues to greatly facilitates all work being done to the strict requirements of the Contract Documents, the “first time”).
- Bi-Weekly and ad hoc Quality Task Force Meetings are attended primarily to assist and support the Contractor's QC effort, when conducted
- Daily Instrumentation/Monitoring and Construction Management Task Force (CMTF) Meeting
- Progress Meetings for C1300, STS, YBM, UMS and CTS and conducted

Document comment and review:

- Contractor's submittals, e.g., review of welding, concrete and other Quality related submittals/ comments as requested to support the RE's and CM, and RFIs related to quality.
- QA Staff continues random/spot checks of the 1300 Contractor's Field Testing lab results; items requiring further action/investigation (missing or inconsistent data, compressive strength results that appear to have a very broad range of values and such) are brought to the attention of the Contractor.
- Review of updated CNCR logs and CNCRs that provide guidance to REs regarding content, accuracy of the disposition and confirmation close-out is correct – TPC QC has been asked to correct the CNCR Log that will result in accurate descriptions and status of each CNCR. TPC QC is to fulfill the 24 hour initial generation of a CNCR upon becoming aware of a non-conforming condition, through the issuance of the “Initial Issue” of each CNCR. The Initial Issue of each CNCR will provide the “what” and “where” but not necessarily the “why” or how to prevent repeating CNCRs.

Quality Assurance - Continued

QA Issues:

- TPC's Program Executive has issued CAR #4 Revisions 3, the issue of TPC Management not honoring the QCM's authority to Stop Work remains unresolved. Note that the 01 45 00 *Contractor Quality Control* Specification Section requires that the CQM has the ability to issue SWNs). CAR #4 will be included in Quality Assurance Audit (QAA) QAA 025, which will be completed next month (June)
- No repair work associated with the CNCRs that are dispositioned as Repair, is to be allowed until such time that the proposed repair included with each Repair dispositioned CNCR, has been approved by SFMTA's Resident Engineers

QA Concerns:

- TPC QCM not having the authority to exercise Stop Work to prevent non-conforming work from being incorporated into the permanent Work. (CAR #4)
- Necessity of using both Reinforcing Steel Design Drawings and approved Reinforcing Steel Shop Drawings to inspect/accept rebar placement.
- Incomplete/confusing shop drawing submittals for UMS structural steel resulting in QC and or QA stopping TPC from making welded connections upon discovery that approved details are missing.



Quality Assurance - Continued

- TPC fulfilling their obligation regarding the Instrumentation Task Force Meetings

Tunnel Contract CN1252 Quality Assurance Monitoring – Contract Close Out

Current QA Monitoring of the Implementation of the Contractors Quality Control Program:

1. Completion of Record Drawings aka, as-built
2. Completion of turnover of all Quality Documentation
3. Completion of punch list items.
4. Cessation of leakage at the Tunnel Portal structure
5. Monitoring and evaluation of instrumentation and resulting data.
6. Turn-over of Quality Documentation

QA Issues:

None at this time because the Work is complete enough for Substantial Completion to be given to Contractor.

Other Program QA Practices Implemented

- Close-out of Corrective Action Requests: Close outs continued from Quality Assurance staff's Audits, Surveillances and PMOC Quarterly Reviews. The status is tracked in the Corrective Action Log that is provided to the project team and the FTA PMOC.
- On-going indoctrination to the CSP Quality Program continues on a one-to-one basis as new personnel are added to the PM/CM Staff.
- Initiated Quality Assurance Audit QAS 25 to determine the implementation and effectiveness of some components of the C1300 Contractor's approved Quality Control Program. The audit and generation of the Audit Report is anticipated to be completed early June 2015.

Quality Assurance - Continued

Risk Management

Risk Mitigation Management Meeting No. 70 was held on May 7, 2015. The Risk Assessment Committee reviewed and discussed Risks that include Construction Risks with ratings above 6; Remaining Requirement and Design Risks; and, any New Risk Assessment and Mitigations identified to date.

Program Safety & Security

The San Francisco Municipal Transportation Agency is committed to the highest practical level of safety and security standards and practices in the public transit industry. The Safety and Security Management Plan (SSMP) components are reported on below as appropriate including, Safety and Security Committee, the Fire Life Safety and Security Committee the Construction Conformance Verification and Documentation and Contractor Safety and Security.

Safety Summary for Stations Systems Track Construction

Table 1300 summarizes the Month to May 2015 and Project to Date for the Stations, Systems and Track Construction contractor and subcontractors. Table 1300 shows that no recordable accidents took place in May.



San Francisco Mayor Edwin M. Lee is seen talking to reporters on the ramp of the tunnel portal, following the completion of the tunneling contract.

Program Safety & Security - continued

Project Safety Record - Contract 1300

Through Month End -MAY 2015

SAFETY GOALS

OSHA Recordable Accidents, <3.4
Lost Time Cases, <1.6

JOB TO DATE	Tutor	Subs	Total Project	Rate*
OSHA Recordable Accidents	0	0	0	0.00
Job Transfer or Restricted Duty Cases	0	0	0	0.00
Lost Time Cases	0	0	0	0.00
Total Project Incidents	0	0	0	0.00
Man Hours Worked Through M/E May 2015	215,031	342,920	557,951	

YEAR TO DATE (Month ,Day, Year to Month, Day, Year)	Tutor	Subs	Total Project	Rate*
OSHA Recordable Accidents	0	0	0	0.00
Job Transfer or Restricted Duty Cases	0	0	0	0.00
Lost Time Cases	0	0	0	0.00
Total Project Incidents	0	0	0	0.00
Man Hours Worked Through M/E May 2015	79,261	86,702	165,963	

* Rate is calculated based on number of incidents divided by total number of man hours worked multiplied by 200,000 man hours.

OSHA Recordable Accidents - 2008 Construction Industry Rate for Highway, Street, and Bridge Construction = 3.9

The safety record provided herein is preliminary and following month will finalize previous month safety record.

Program Safety & Security - continued

Safety Summary for Tunnels Construction

Table 1252 below summarizes the Job to Date and Year to Date Tunneling Contractor's Safety Record based on field work reporting of incident per man hours worked. There were no recordable accidents this month.

Project Safety Record - Contract 1252

SAFETY GOALS

Through Month End - MAY 2015

OSHA Recordable Accidents, <3.8
Lost Time Cases, <1.3

JOB TO DATE	BIH	Subs	Total Project	Rate*
OSHA Recordable Accidents	6	4	10	2.39
Job Transfer or Restricted Duty Cases	7	0	7	1.67
Lost Time Cases	0	1	1	0.24
Total Project Incidents	13	5	18	4.30
Man Hours Worked Through M/E - MAY 31, 2015	493,349	343,041	836,390	

YEAR TO DATE (Month ,Day, Year to Month, Day, Year)	BIH	Subs	Total Project	Rate*
OSHA Recordable Accidents	0	2	2	0.00
Job Transfer or Restricted Duty Cases	0	0	0	0.00
Lost Time Cases	0	1	0	0.00
Total Project Incidents	0	3	3	15.86
Man Hours Worked Through M/E - MAY 31, 2015	21,693	16,150	37,843	

* Rate is calculated based on number of incidents divided by total number of man hours worked multiplied by 200,000 man hours.

OSHA Recordable Accidents - 2008 Construction Industry Rate for Highway, Street, and Bridge Construction = 3.9

Technical Capacity

No Project positions are currently open or unfilled.



With construction of the outer station walls now complete, work to “seal” them by injecting grout into the soil near the tangent pile joints is underway. This must be done prior to excavation of the main station box.

Staffing

The Central Subway Staffing Table shows Planned and Actual full-time equivalent staff (FTEs) working on the Program by organizational function and responsibility.

	Mar-2015		Apr-2015		May-2015	
	Planned	Actual	Planned	Actual	Planned	Actual
Project Management						
Program Management	7.10	7.00	7.10	6.70	7.10	6.00
Quality Assurance	1.80	2.30	1.80	2.30	1.80	2.30
Contract Administration	1.40	1.40	1.40	1.40	1.40	1.40
Community Outreach	5.50	5.50	5.50	5.50	5.50	5.00
Finance	2.00	2.00	2.00	2.00	2.00	2.00
Project Controls	5.80	6.10	5.80	6.10	5.80	6.10
Subtotal	23.60	24.30	23.60	24.00	23.60	22.80
Construction Management						
CM - CN 1252	4.00	4.00	4.00	2.00	4.00	2.00
CM - CN 1300	30.00	25.70	30.00	25.70	30.00	27.70
Design Support - CN 1252	0.90	0.55	0.90	0.55	0.90	0.10
Design Support - CN 1300	12.40	10.34	12.40	11.00	12.40	12.00
Subtotal	47.30	40.59	47.30	39.25	47.30	41.80
Start Up						
Start Up / Safety & Security	3.00	2.10	3.00	2.10	3.00	2.10
Subtotal	3.00	2.10	3.00	2.10	3.00	2.10
Total	73.90	66.99	73.90	65.35	73.90	66.70

Third-Party Agreements

In January 2015, the court issued a decision on the amount payable to the property for the single outstanding access license, for compensation grouting, at 19 Stockton Street, adjacent to the Union Square / Market Street Station. The City Attorney's Office is reviewing the decision and assessing its options for appeal.

Installation of instrumentation within the building is complete. Project staff continue to communicate with the property owner regarding upcoming compensation grouting installation work .

LRV Procurement

The SFMTA light rail vehicle procurement continues to schedule the 24 LRVs that will be part of the Central Subway start up to be ready for service testing and training by mid 2018 in order to begin use at the start of Central Subway service in December 2018.

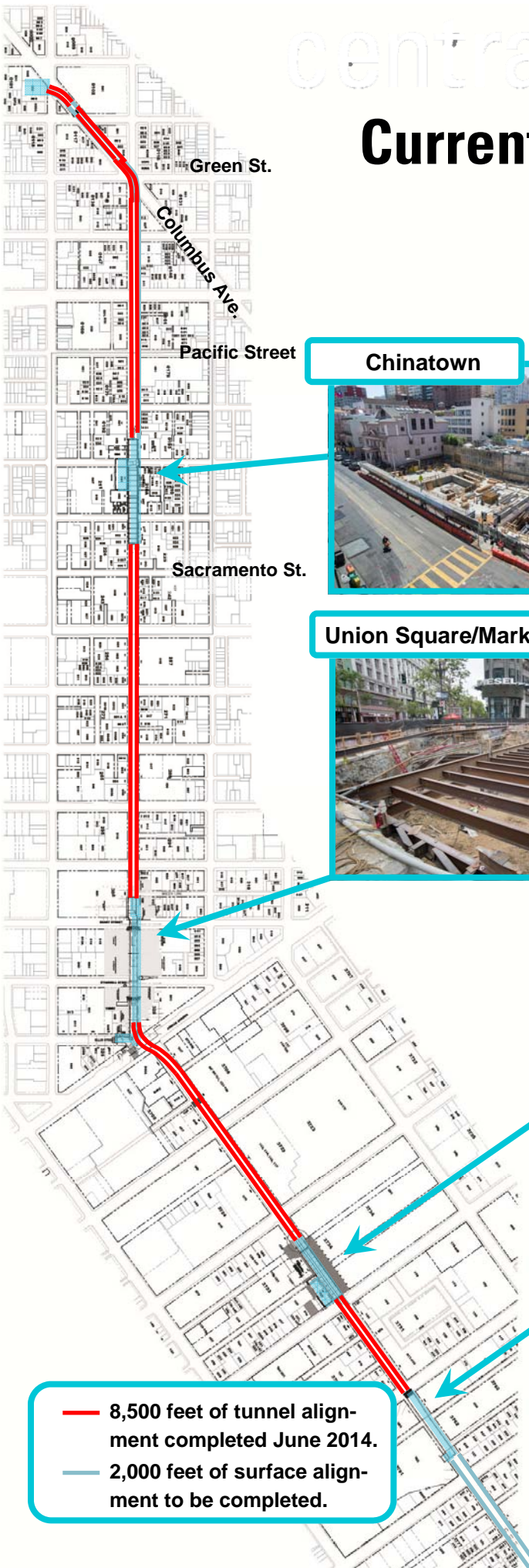
The SFMTA Board authorized award of the contract on July 15, 2014 to Siemens for up to 260 cars, which includes a base contract of 175 cars for a total of \$648 million, with an option to acquire up to 85 more, bringing the overall total to 260 cars. On September 19, 2014 Mayor Edwin Lee approved the contract.



The intersection of Ellis and Stockton, adjacent to Market Street, as seen from the roof of 801 Market. Here, work to construct the roof of the new concourse is underway.

Central T subway

Current Construction Activity



Chinatown




Union Square/Market Street (UMS)



Yerba Buena/Moscone (YBM)




Tunnel Portal
Twin bore tunnels - completed.




4th St. Surface Track, Systems (STS)



— 8,500 feet of tunnel alignment completed June 2014.
— 2,000 feet of surface alignment to be completed.



The last section of roof slab can be seen being constructed across Washington Street.



Workers constructed an elaborate rebar lattice before installing forms and pouring concrete.




With concrete poured, workers will begin waterproofing the surface and backfill.



The floor of this pool-like opening will be demolished, creating an opening where the future stairs and escalators will usher customers to the station interior.




Steel I-beams are now being installed to support the future roof structure of the south station concourse.



Excavation and installation of internal structural elements will continue underneath the finished roof.



In order to construct the north entrance to the Union Square/Market Street Station, the entrance site must first be cleared of benches, plants, and structures.



An excavator can be seen sorting larger material to be taken offsite. Planters and benches have been removed to allow for the construction of the station entrance.




Before switching traffic temporarily to the west side, workers had to rebuild the roadway over what, until recently, had been an active work zone constructing the station roof.



With the curb complete, workers then constructed a portion of the final concrete road bed.

YBM - continued



With the roadway complete, traffic was shifted from the east side of 4th to the west. This allowed work to construct the eastern portion of the station roof to begin.



Workers exposed rebar from the exterior walls, already constructed in place, and excavated the site to prepare for the construction of this half of the roof slab.

Tunnel and Portal




The approach and curb of the tunnel portal can be seen here, under the Interstate 80 overpass.



Looking north up 4th Street under I-80, the tunnel portal ramp will be the jump-off point for T Third trains to enter and exit the Central Subway tunnels.

Tunnel



Project Director John Funghi gives a tour of the tunnel portal and northbound tunnel for local VIPs.



San Francisco Mayor Edwin M. Lee, SFMTA Board Chairman Tom Nolan, Director of Transportation Edward Reiskin and Project Director John Funghi on the tunnel portal ramp.

STS



Workers put the final touches on a new manhole and utility duct bank on the northwest corner of 4th and Brannan.




A gleaming new reinforced concrete sewer roof can be seen shortly before being back-filled, south of Brannan on 4th Street.

STS—Continued



Workers install rebar and forms ahead of pouring concrete for the reconstructed 78-inch sewer just south of Brannan on 4th.



Trenching operations to upgrade and relocate smaller utilities can be seen here on 4th, north of Townsend.

Appendix A

DETAIL COST REPORTS

1. PROJECT COST

The Current Cost Estimate (CCE) for the Central Subway Project is **\$1.578 billion** in year of expenditure dollars (\$YOE). This total project cost is shown at the top of Report 7.1, Program Project Budget. This capital cost projection incorporates allocated and unallocated contingencies to cover the risks associated with the project completion.

Total net incurred costs for the project are \$796.49 million, a \$11.21 million increase over last month. The cost to date figure reflects expenditures through FAMIS 786 Report (\$752.00 million) plus the utilities joint trench Form B Reimbursement payment (\$10.03 million), invoices currently being processed (\$10.60 million) and estimates of outstanding pay requests (\$23.86 million). This incurred amount equals 50.47% of the total project budget of \$1.578 billion.

The current funding level to date is \$1,029.79 million. This represents 65% of the total project budget.

CONTRACT	PP NO	PP PERIOD TO	PROG PYMT AMOUNT
CS155.1	52	3/31/2014	\$ 35,640.00
CS155.1	53	4/30/2014	\$ 20,527.00
CS155.1	54	5/31/2014	\$ 30,702.00
CS155.1	55	6/30/2014	\$ 21,712.00
CS155.1	56	7/31/2014	\$ 38,474.00
CS155.1	57	8/31/2014	\$ 42,393.00
CS155.1	58	9/30/2014	\$ 39,232.00
CS155.1	59	10/31/2014	\$ 36,256.00
CS155.2	60	11/30/2014	\$ 22,204.00
CS155.1	61	12/31/2014	\$ 19,820.00
CS155.1	62	1/31/2015	\$ 20,970.00
CS155.1	63	2/28/2015	\$ 19,070.00
CS155.1	64	3/31/2015	\$ 16,373.00
CS155.1*	65	4/30/2015	\$ 16,369.00
CS155.1*	66	5/31/2015	\$ 2,121.00
CS155.2	59	1/31/2015	\$ 159,298.00
CS155.2	60	2/28/2015	\$ 124,730.00
CS155.2	61	3/31/2015	\$ 150,943.00
CS155.2*	62	4/30/2015	\$ 200,556.00
CS155.2*	63	5/31/2015	\$ 191,448.00
CS155.3	57	12/30/2014	\$ 51,670.00

CONTRACT	PP NO	PP PERIOD TO	PROG PYMT AMOUNT
CS155.3	58	1/31/2015	\$ 36,919.00
CS155.3	59	3/30/2015	\$ 57,508.00
CS155.3	60	3/31/2015	\$ 70,302.00
CS155.3*	61	4/30/2015	\$ 63,948.37
CS155.3*	62	5/31/2015	\$ 65,130.00
Contract 1252	38	3/30/2015	\$ 1,386,601.62
Contract 1252*	39	4/30//2015	\$ 1,386,601.62
Contract 1252*	40	5/31/2015	\$ 709,936.78
Contract 1300	15	3/31/2015	\$ 6,760,337.00
Contract 1300*	16	4/30/2015	\$ 9,836,197.00
Contract 1300*	17	5/31/2015	\$ 9,217,707.62
CS149	73	2/28/2015	\$ 626,572.58
CS149	74	3/31/2015	\$ 719,854.86
CS149*	75	4/30/2015	\$ 719,854.86
CS149*	76	5/31/2015	\$ 719,854.86
CS156.1	48	1/31/2015	\$ 88,973.86
CS156.1*	49	2/28/2015	\$ 77,994.00
CS156.1*	50	3/31/2015	\$ 90,152.64
CS156.1*	51	4/30/2015	\$ 90,152.64
CS156.1*	52	5/31/2015	\$ 71,603.68
other accruals*		5/31/2015	\$ 404,131.32

* Estimated Amount \$ 34,460,842.31

2. CONTINGENCY ALLOCATIONS AND USAGE

The current Total Project Contingency is **\$84.74 million**, which is a \$24.74 million favorable balance against the current Minimum Contingency level of \$60 million. The Contingency Drawdown Curve is shown in Report 7.3. Follows by Report 7.4 Contingency Management Trend Report with the Remaining Contingency after Approved Changes Deducted contingency items in column "i".

In this reporting period, Contract 1252 Tunnel and Contract 1300 Stations had not processed any contract modification. Refer to Report 7.5 for approved contract modification

and potential changes.

3. BUDGET TRANSFERS

No budget transfers in this reporting period.

4. FORM B

The Utilities Joint Trench Form B Details is listed in the Table A2 below. Total utilities joint trench Form B Reimbursement payment to three construction contracts is \$10.03 million.

TABLE A2: UTILITIES JOINT TRENCH FORM B DETAILS	[A] JAN 2014 BUDGET	[B] EXPENDED TO DATE	Associated Cost Account
1.3.491.07.900.01 - FORM B - CN1250 UTILITY REIMBURSEMENT	(2,275,419)	2,463,325	1.3.081.07.040.02 - 1UTL:SITWORK: UTILITIES & RELOC
1.3.491.08.900.01 - FORM B - CN1251 UTILITY REIMBURSEMENT	(7,618,412)	3,608,217	1.3.082.08.040.02 - 2UTL:SITWORK:UTILITIES&RELOCATE
1.3.491.02.900.01 - FORM B - CN1252 UTILITY REIMBURSEMENT	(254,050)	3,958,658	1.3.083.02.040.02 - TUNN:SITWORK:UTILITIES & RELOCATE
1.3.491.03.900.01 - FORM B - UMS: CN1300 UTILITY REIMBURSEMENT	(528,370)		
1.3.491.04.900.01 - FORM B - CTS: CN1300 UTILITY REIMBURSEMENT	(451,703)		
1.3.491.05.900.01 - FORM B - YBM: CN1300 UTILITY REIMBURSEMENT	(100,000)		
1.3.491.09.900.01 - FORM B - STS: CN1300 UTILITY REIMBURSEMENT	(1,000,000)		
TOTAL	(12,227,954)	10,030,200	

5. EARNED VALUE (EV) ANALYSIS

For May the Earned Value Analysis below reports the Planned Value, Earned Value, Percent Complete and resulting indexes:

May Earned Value

Overall Budgeted Cost:	\$ 1,578,300,000
Planned Value:	\$859,804,730
Earned Value:	\$787,540,371
Actual Cost:	\$796,490,668
Schedule Performance Index (SPI):	0.92
Cost Performance Index (CPI):	0.99
Percent Complete:	49.75%

Over all, the program is 49.75% complete, with SPI 0.92 and CPI 0.99. The Earned Value Cash Flow is shown in Report 7.2 below.

Earned Value Analysis and Definitions

SPI is a measure of schedule efficiency on a project. It is the ratio of earned value (EV) to planned value (PV). A SPI equal to or greater than one indicates more work was completed than planned and a value of less than one indicates less work was completed than planned. A value of less than 0.9 is unfavorable.

CPI is a measure of cost efficiency on a project. It is the ratio of earned value (EV) to actual cost value (AC). A CPI equal to or greater than one indicates a cost under run and a value of less than one indicates a cost overrun. A value of less than 0.9 is unfavorable.

The following earning rules are established for each of the phase:

Cost Element Group	Planned Value (Primavera)	Earned Value (Primavera)	Actual Cost (SFMTA Cost Accounting (SAP))
Prelim. Engineering	Expenditure Plan Level of Effort (LOE)	Equals to Planned Value (LOE)	Time Keeping; Vendor Accruals and Invoices
Final Design	Expenditure Plan Level of Effort (LOE)	Equals to Planned Value (LOE)	Time Keeping; Vendor Accruals and Invoices
Procurement	Planned Delivery Date	Actual Delivery Date	Time Keeping; Vendor Accruals and Invoices
Real Estate	Expenditure Plan Level of Effort (LOE)	Equals to Planned Value (LOE)	Time Keeping; Vendor/ Material Accruals and Invoices
Construction	Schedule of Work	% Complete* x Budget at Completion (BAC)	Vendor Accruals and Invoices
Sub-Total	Performance Measurement Baseline (PMB)	Total Earned Value	Total Actual Cost
Below the Line	+ Contingency		
Total	Approved Budget		

6. FUNDING SUMMARY

The Funding Available Table below shows the total awarded funds to date vs. the total committed funds from the Project's seven funding sources.

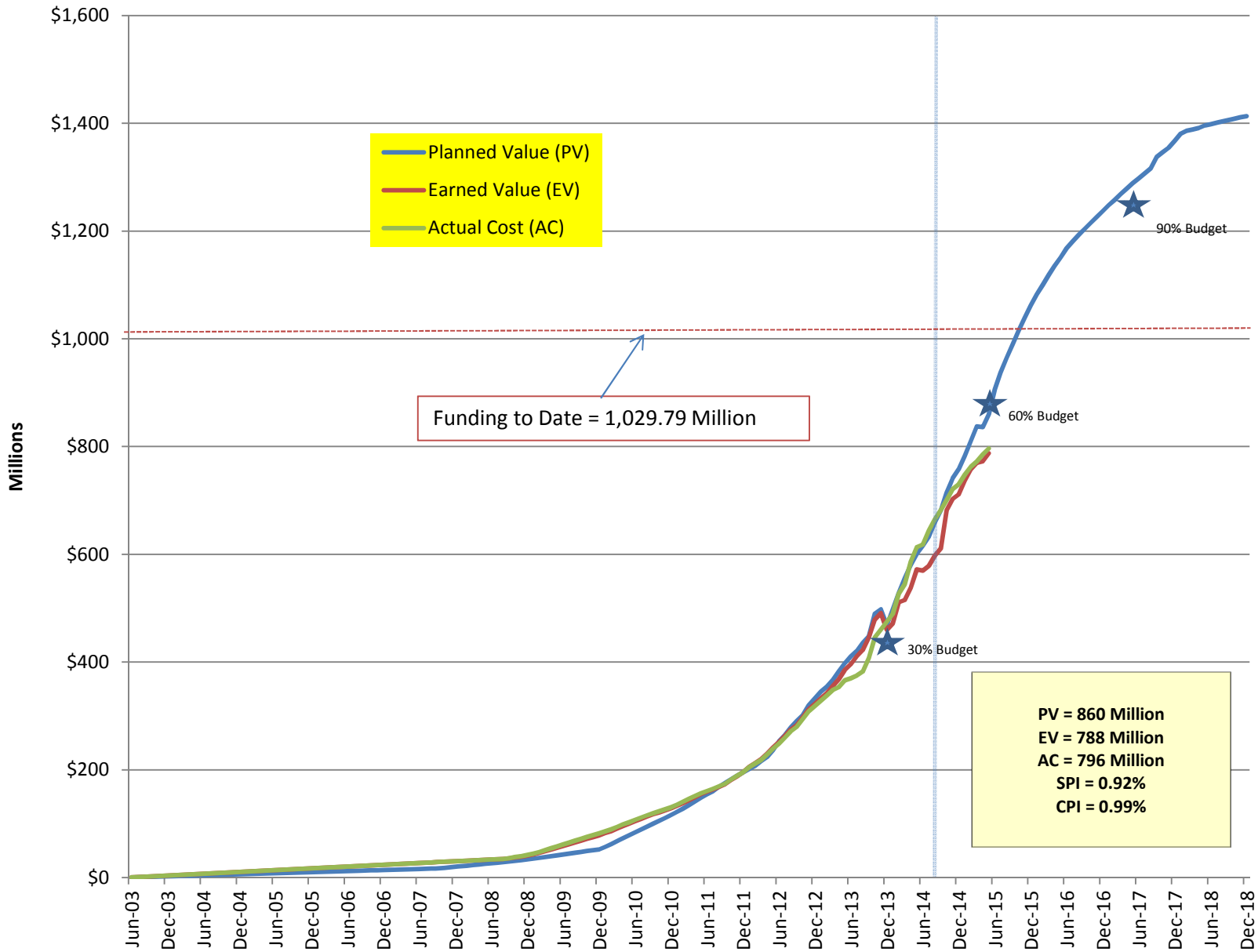
Funding Available Table		
	Funding	
	Committed Funding Sources	Total Awarded Funds to Date
Federal		
Sect. 5309-NS	\$942,200	\$469,196
CMAQ	\$41,025	\$41,025
Federal Subtotal	\$983,225	\$510,221
State		
TCRP	\$14,000	\$14,000
State RIP	\$88,000	\$12,498
Prop. 1B (I-Bond) PTIMSE	\$307,792	\$307,792
Prop. 1A (HSR-Bond)	\$61,308	\$61,308
State Subtotal	\$471,100	\$395,598
Local		
Prop. K	\$123,975	\$123,975
Local Subtotal	\$123,975	\$123,975
CPT 544 Total	\$1,578,300	\$1,029,794

7. LIST OF COST REPORTS

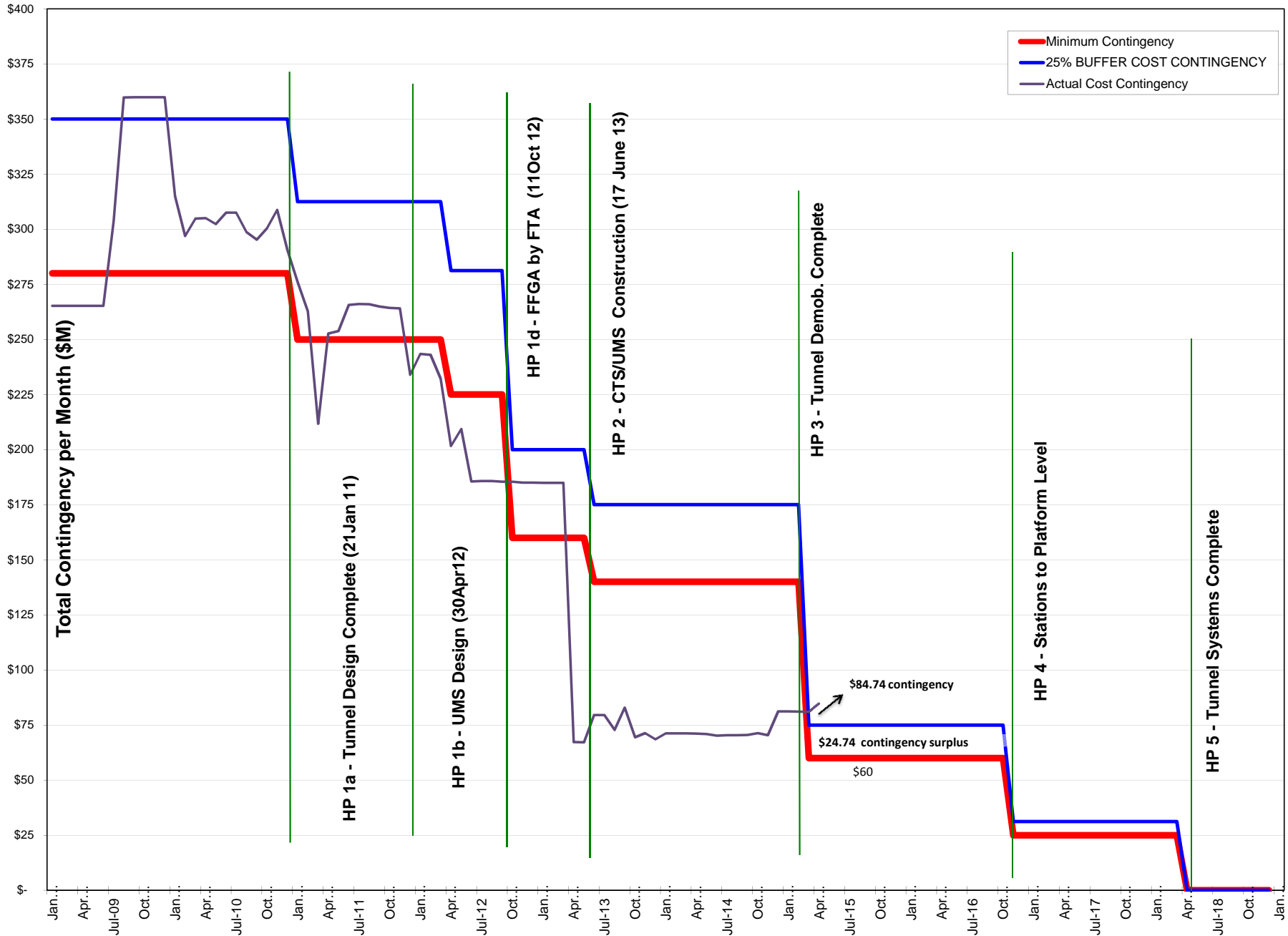
- 7.1 Program Project Budget
- 7.2 Earned Value Cash Flow
- 7.3 Contingency Drawdown Curve
- 7.4 Summary Contingency Management Trend Report
- 7.5 Detail Contingency Usage Report
- 7.6 Budget Revisions: Report sorted by Construction Packages & Soft Costs
- 7.7 Project Budget & Expenditure Report: Sorted by SCC Summary
- 7.8 Budget & Expenditure Report: Sorted by SCC Details
- 7.9 Detail Monthly Expenditure Report: grouped by Project Phase
- 7.10 Cost Report Notes

A. Central Subway Project						
Project	Name	Amount	PM	Funding Source	Reporting	Cost Report Notes
1	CPT544 Central Subway Project	\$1,578,300,000	J. Funghi	62% Fed, 30% State, 8% Local	yes	1
Total:		\$1,578,300,000				
B. Related SFMTA Capital Improvement Projects						
Project	Name	Amount	PM	Funding Source	Reporting	
2	CPT690 TBM Retrieval Shaft Relocation	\$9,700,000	Funghi/Magary	MTA Operating Funds	no	2
3	CPT718 Chinatown Metro Plaza	\$6,980,000	J. Funghi	Transbay Redevelopment	no	3
4	CPT665 Central Subway Project - Goodwill	\$2,367,750	K. Magary	I-Bond Interest	no	4
5	CPT705 MOH - Broadway/Sansome	\$8,000,000	K. Magary	MTA Operating Funds	no	5
Total:		\$27,047,750				
C. Central Subway Project - Project Offset Credits						
	From	Amount	Index	Notes	Reporting	
1	2009-2016 Utility Co. - Form B Reimbursement	\$12,227,954	--	Construction contracts	yes	6
2	2017-2019 PG&E - Power Feed Reimbursement	\$7,624,540	--	Not yet bill PG&E	yes	7
3	6/26/2013 BART Elevator	\$90,000	68CPT544135B	Not yet rec'd BART Funds	yes	8
4	11/6/2013 Tutor Perini - CAD Files	\$2,500	68CPT5441236	Deposit to Design Index	yes	9
5	1/27/2014 SFPUC - Sewer Main	\$2,925,296	68W251	Certified in Contract 1300	yes	10
6	9/27/2014 SFPUC - 24" Water Main	\$328,857	68CPT544135A	Contract 1252 CMod #41	yes	11
7	8/27/2014 SFMTA Traffic Effectiveness Project funded	\$694,651	--	Contract 1252 CMod #40	yes	12
8	3/27/2015 SFPUC - 24" Water Main Additional Work	\$112,102	68W409	Contract 1252 CMod #48	yes	13
Total:		\$24,005,900				

Earned Value Cash Flow Curve



Cost Contingency Drawdown



COST ELEMENT	CONTRACT COST					CONTINGENCY				BUDGET	VARIANCE	Cost Report Notes	
	ORIGINAL CONTRACT VALUE / September 2013 SUPPLEMENTAL BUDGET	APPROVED CHANGES	CURRENT CONTRACT VALUE [a + b]	POTENTIAL CHANGES	ESTIMATE AT COMPLETION (EAC) [c + d]	ORIGINAL CONTINGENCY / Sep 2013 SUPPLEMENTAL CONTINGENCY (Exclude CN 1250 & CN1251)	CONTINGENCY ADJUSTMENT TRANSFERS	REVISED AUTHORIZED CONTINGENCY (Exclude CN1250 & CN1251)	REMAINING CONTINGENCY AFTER APPROVED CHANGES DEDUCTED [h - b]	ORIGINAL CONTRACT VALUE + REVISED AUTHORIZED CONTINGENCY [a + h]	BUDGET - ESTIMATE AT COMPLETE [j - e]		
	a	b	c	d	e	f	g	h	i	j	k		
SCC 10-50 CONSTRUCTION CONTRACT PACKAGES													
1250	UTILITY RELOCATION PACKAGE #1	9,273,939	2,694,211	11,968,150		11,968,150	1,953,377	740,834	2,694,211		11,968,150	14	
	Contract 1250 Department of Technology	166,756		166,756		166,756					166,756		
1251	UTILITY RELOCATION PACKAGE #2	16,832,550	3,962,032	20,794,582		20,794,582	5,367,297	(1,405,265)	3,962,032		20,794,582	15	
	Contract 1251 Department of Technology	75,615		75,615		75,615					75,615		
1252	GUIDEWAY TUNNEL	233,584,015	1,421,807	235,005,822	(77,798)	234,928,024	23,658,464	(6,173,511)	17,484,953	16,063,145	251,068,968	16,140,943	16
1300	STATIONS	839,676,400	(1,432,743)	838,243,657	9,078,877	847,322,534	20,000,000		20,000,000	21,432,743	859,676,400	12,353,866	17
	1253 UNION SQUARE/MARKET ST STATION (UMS)	294,030,590	90,000	294,120,590	4,888,493	299,009,083	5,000,000		5,000,000	4,910,000	299,030,590	21,507	
	1254 CHINA TOWN STATION [CTS]	247,567,810	230,956	247,798,766	5,061,962	252,860,728	5,000,000		5,000,000	4,769,044	252,567,810	(292,918)	
	1255 YERBA BUENA/ MOSCONE STATION [YBM]	158,089,000	(1,833,869)	156,255,131	2,514,283	158,769,414	5,000,000		5,000,000	6,833,869	163,089,000	4,319,586	
	1256 SURFACE TRACKWORK & SYSTEMS [STS]	139,989,000	80,170	140,069,170	(3,385,861)	136,683,309	5,000,000		5,000,000	4,919,830	144,989,000	8,305,691	
OTHER		31,233,501		31,233,501		31,233,501	1,160,000		1,160,000	1,160,000	32,393,501	1,160,000	20
	SCC 10 - 50 Construction Sub-total	1,130,842,776	6,645,307	1,137,488,083	9,001,079	1,146,489,161	44,818,464	(6,173,511)	38,644,953	38,655,888	1,176,143,971	29,654,810	
SCC 60 - 80 SOFT COSTS PACKAGES													
60	ROW, LAND, EXISTING IMPROVEMENTS	36,511,799	(4,265,478)	32,246,321		32,246,321	1,000,000	4,265,478	1,000,000	5,265,478	37,511,799	5,265,478	18
70	VEHICLES	24,108,712	(10,799,712)	13,309,000		13,309,000	2,276,941	10,799,712	13,076,653	13,076,653	26,385,653	13,076,653	19
80	PROFESSIONAL SERVICES	310,518,041		310,518,041		310,518,041	18,221,079		18,221,079	18,221,079	328,739,120	18,221,079	
	SCC 60 - 80 Construction Sub-total	371,138,552		356,073,362		356,073,362	21,498,020	15,065,190	32,297,732	36,563,210	392,636,572	36,563,210	
SCC 90	UNALLOCATED CONTINGENCY						3,845,945	6,173,511	10,019,456	9,519,456	9,519,456	9,519,456	20
TOTAL		1,501,981,328	6,645,307	1,493,561,445	9,001,079	1,502,562,524	70,162,429	15,065,190	80,962,141	84,738,554	1,578,299,999	75,737,476	
											Total Project Budget 1,578,300,000	21	
											Estimate At Completion 1,502,562,524	22	
											Variance 75,737,476	23	
Note #15 - Adjusted Contract 1252 Guideway Tunnel contingency "column g" to reflect construction contract modifications #20, #40, #41 and \$48 were funded by other funding sources.													

Contract Modification/Trend Log - Contract 1252 Tunnel

Awarded NTE Amount: \$233,584,015.00
Substantial Completion: 4/15/2015

Revised NTE Amount \$235,005,822.23
Revised Substantial Completion 4/15/2015

Contract Modifications			Amount	
No.	Description	COR/PCC No.	CMod	Contract NTE
1	Amendment of Insurance Requirements	n/a	\$0.00	\$233,584,015.00
2	Amendment of General Liability Insurance Requirements	n/a	(\$3,040,713.00)	\$230,543,302.00
3	Relocation of PG&E Ductbank & Removal/Reinstall TODCO Scaffolding	CORs 10 & 29	\$6,633.37	\$230,549,935.37
4	Investigate 48" Pipe at UMS S. Headwall	PCC 9	\$75,000.00	\$230,624,935.37
5	LB/MOS Oil Filled Pipe Abatement and MOS Asbestos Pipe Abatement	CORs 7, 22 & 27	\$23,912.54	\$230,648,847.91
6	Arch. Support at MOS Station N. Headwall	COR 12	\$16,892.96	\$230,665,740.87
7	Revisions to MOS N. Headwall Elevation	PCC 1	\$20,358.23	\$230,686,099.10
8	UMS Reduced Duration	COR 21	\$0.00	\$230,686,099.10
9	48" Pipe Investigation and Removal at the UMS Headwalls	PCC 11	\$150,000.00	\$230,836,099.10
10	PG&E Impacts to Launch Box and Flagger	CORs 6 & 41	\$8,618.96	\$230,844,718.06
11	Bart Annex Wall	PCC 7	\$15,500.00	\$230,860,218.06
12	LB - Concrete Manhole and Slurry Pipe Removal	COR 38	\$3,820.84	\$230,864,038.90
13	Retrieval Shaft - Pipe/Duct Bank Removal	CORs 31, 47, 50, 58, 66	\$9,908.04	\$230,873,946.94
14	MOS - 16"Pipe Removal @ N/S Headwalls	CORs 39, 44	\$4,551.99	\$230,878,498.93
15	MOS - S. Headwall Asbestos Pipe Abatement	COR 26	\$27,629.64	\$230,906,128.57
16	UMS Utility Removal/Construct Wall	CORs 46, 48, 68	\$21,150.28	\$230,927,278.85
17	MOS - 16" Steel Pipe Removal at N/S Headwalls/Enlarge Tie-In Hole	CORs 73, 76, 81	\$5,056.63	\$230,932,335.48
18	SFWD Support Work	PCC 13	\$20,000.00	\$230,952,335.48
19	Additional BART Instrumentation	PCC 6	\$307,860.75	\$231,260,196.23
20	Relocation of Retrieval Shaft	PCC 10	\$5,150.00	funded by CPT690
21	Columbus Ave. Restoration	NA	\$261,057.00	\$231,521,253.23
22	LB - Jet Grout Quantity Overrun	COR 070	\$599,900.00	\$232,121,153.23
23	Old Navy - Comp. Grout DSCs	COR 079	\$259,373.00	\$232,380,526.23
24	SFWD Excavation, Support and Backfilling	PCC 13	\$13,982.00	\$232,394,508.23
25	Cross Passage 5 - VECP	COR 087	(\$2,674.00)	\$232,391,834.23
26	Various CORs	CORs 9, 24, 37, 45, 51, 61, 71, 77, 83, 99	\$73,700.00	\$232,465,534.23
27	MOS - Reroute traffic signal lines / Equipment Standby	CORs 11, 17	\$80,719.00	\$232,546,253.23

Contract Modification/Trend Log - Contract 1252 Tunnel

Awarded NTE Amount: \$233,584,015.00
Substantial Completion: 4/15/2015

Revised NTE Amount \$235,005,822.23
Revised Substantial Completion 4/15/2015

Contract Modifications			Amount	
No.	Description	COR/PCC No.	CMod	Contract NTE
28	PCC 12 - Comp.Grout Mtls., Accel. at R. Shaft, Haz. Mtls @ R.Shaft, Obst. at CSM panel W6 (NTE Amount CMod)	FA COs 006, 007, 008, 009	\$81,937.00	\$232,628,190.23
29	AWSS Conflict with Water Line, AWSS Restraining at Launch Box, AT&T Vault Conflict with Sewer Main	COR 1, 2, 3	\$73,045.00	\$232,701,235.23
30	MOS Headwall End-stops	COR 018	\$144,000.00	\$232,845,235.23
31	Launch Box - Slurry Wall Obstructions	COR 32, 34, 42, 43, 62, 65, 67	\$234,438.00	\$233,079,673.23
32	COR 8 + Markup - Associated w/ COR 001, COR 002, and COR 003	COR 1, 2, 3, 8	\$168,000.00	\$233,247,673.23
33	LB - Pre-Excavation for Slurry Walls	COR 015	\$125,000.00	\$233,372,673.23
34	Modifications to Tunnel Alignment at Market Street - Initial Design Costs	PCC 012 Part 1	\$39,930.00	\$233,412,603.23
35	Deleted AWSS Work at Union St. and Columbus Ave.	PCC 015	(\$187,181.00)	\$233,225,422.23
36	Curb Ramp Work at NE Corner of 4th and Harrison Streets (Force Account)	FA CO 011	\$5,023.00	\$233,230,445.23
37	Staging Yard Hazardous Material	COR 30, 54, 75	\$401,933.00	\$233,632,378.23
38	Modifications to AWSS Facilities at 4th and Bryant Streets	PCC 014	\$35,925.00	\$233,668,303.23
39	MOS N. Headwall Impacts, LB – Jet Grout Overrun	COR 85, 70	\$240,333.00	\$233,908,636.23
40	Culvert, Street & Sidewalk Restoration in N.Beach (includes QC testing)	PCC 20	\$694,651.00	funded by TEP
41	Install Water Main in North Beach	PCC 20	\$328,860.00	funded by SFPUC
42	UMS - Shoring Impacts due to 48" ATT Pipe at SW Headwall	COR 069	\$29,463.00	\$233,938,099.23
43	UMS Tangent Pile SRB-H DSC, UMS Jet Grout Column No. 18 DSC	COR 096, COR 102	\$60,870.00	\$233,998,969.23
44	Subcontractor Substitution	NA	\$0.00	\$233,998,969.23
45	Modifications to Tunnel Alignment - Construction Costs	PCC 12	\$883,693.00	\$234,882,662.23
46	MOS 20" Conflict with 16" AWSS @ South Headwall	COR 082	\$28,160.00	\$234,910,822.23
47	CDF Encasement on 42" RCP	COR 005	\$95,000.00	\$235,005,822.23
48	North Beach Water Main Additional Work	PCC 20	\$112,102.20	funded by SFPUC
49	Contract Milestone Changes	NA	\$0.00	\$235,005,822.23
Sub Total:			\$1,421,807.23	

Pending Contract Modifications		COR/PCC No.	Estimated	
	Description		Amount	Time
A	North Beach OCS Pole Foundations, Street Lighting	Cmod # TBD	-	0
B	North Beach Sewer Work	Cmod # TBD	-	0

Contract Modification/Trend Log - Contract 1252 Tunnel

Awarded NTE Amount: \$233,584,015.00
Substantial Completion: 4/15/2015

Revised NTE Amount \$235,005,822.23
Revised Substantial Completion 4/15/2015

Contract Modifications			Amount	
No.	Description	COR/PCC No.	CMod	Contract NTE
I	Other Pending Contract Modifications	Cmod # TBD	(\$77,798.00)	
Sub Total:			(\$77,798.00)	

Contract Modification/Trend Log - Contract 1300 Stations

7.5 DETAIL CONTINGENCY USAGE REPORT

Awarded NTE Amount	\$839,676,400	\$838,243,657
Substantial Completion	2/10/2018	2/10/2018

	UMS	CTS	YBM	STS	COST REPORT NOTES
Potential Changes	\$4,888,493	\$5,061,962	\$2,514,283	(\$3,385,861)	24
Forecasted - Trends	\$2,968,514	\$4,794,569	\$1,075,915	\$208,469	
Negotiation					
Change of date range to receive art	\$0				
CTS Sewer Line Demo at Washing		\$57,707			
DEL of duct bank on Stockton to Sac		(\$84,018)			
Grade 50 Steel inLieu ofA913 Grad70	\$595,197				
Modification to UMS Roof Composite	\$14,336				
STS-FACO #20 Add'l Soil Testing Req				\$5,000	
CTS-FACO #5 Unidentif 3" Metal Pipe		\$350			
CTS-FACO #4 Joint Trench Unid. Cond		\$25,000			
CTS-FACO #2 Connecting (E) Ductbank		\$10,000			
UMS BART Entry Hazmat Abatement	\$33,600				
CTS- AWSS Wk PGE relocation schedul		\$60,309			
Additional AT&T Manhole, Pullboxes,				\$225,208	
YBM-FACO #28 concrete obst 20" cut			\$10,000		
STS Traffic Signal and SL Changes				\$298,307	
PCC 16 STS-PG&E 6" Gas Alignment				\$72,010	
STS Comm and Elec Cabinets Relocati				\$67,221	
CTS-PCC#17 FH at Jade Galore		\$106,350			
CTS-Plaza Surface Level Struct Mods		\$15,701			
STS - OCS Pole Changes				\$12,706	
YBM COR 20 (E) conflicts with AWSS			\$12,506		
CTS-FACO#39- Soil Testing cmplly OAB		\$5,000			
STS-FACO #37 30" Force Main Removal				\$60,000	
CTS-FACO #44 (E) Utl Cnflct w/ AWSS		\$25,211			
YBM-FACO #36 Buried sheet pile P-7			\$7,500		
YBM-FACO #35 Buried objects in P-86			\$24,648		
UMS FACO #31 NDSC Incomplete PGE DB	\$32,980				
STS-FACO #26 Fire Hyd NE 4th&Bryant				\$20,000	
CTS-FACO #27 AWSS vs PGE Vault #728		\$18,000			
UMS-FACO #25 OCS Pole@ Market/Ellis	\$2,000				
YBM-FACO #21 Buried timber piles			\$15,000		
YBM-FACO #18 Add analytical tests			\$5,000		
UMS-FACO #19 Street Light at Stock.	\$4,000				
YBM-FACO #14 Abandoned sewer not			\$10,000		

Contract Modification/Trend Log - Contract 1300 Stations

Awarded NTE Amount
Substantial Completion

\$839,676,400
2/10/2018

\$838,243,657
2/10/2018

	UMS	CTS	YBM	STS	COST REPORT NOTES
YBM-FACO #12 Buried concrete wall			\$20,000		
UMS-FACO #50 UMS Parking Garage	\$20,000				
STS-FACO #47 Sewer Related Work Pt2				\$25,000	
UMS FACO #34 Becho Obstruct J Piles	\$15,000				
UMS FACO #45 Blocked Stubs PG&E	\$7,500				
UMS FACO #38 Pile H3 & H4 Piles	\$15,000				
STS-FACO #41 Groundwater Lead Filtr				\$5,000	
UMS-FACO #30 NDSC Inadequate CDF	\$50,000				
STS Traction Power Cable Downsizing				(\$117)	
UMS Transfer Instru BART Facilities	\$30,000				
CTS-PCC40 Plaza Surface Slab Pntrtn		\$5,525			
YBM PCC 42 10-in culvert on Folsom			\$59,087		
UMS MRY Duct Bank-East Conflict	\$10,000				
YBM FACO 54 Remove rigging straps			\$7,500		
YBM-FACO #24 Culvert NW corn Folsom			\$10,000		
UMS FACO #53 NDSC Transite Pipe	\$20,000				
UMS FACO #52 NDSC Transite Pipe	\$20,000				
STS PCC #020 Deletion of ARS				(\$4,689,000)	
STS - PCC#28 Portal Dowels				(\$1,753)	
UMS DSC Mass of Conc Stocktn 137+15	\$7,500				
YBM COR 78 Change POC by SFWD			\$7,433		
UMS DSC Tanks in Stockton N of Gear	\$122,256				
UMS - PCC #039 (12" WL Relocate)	\$225,468				
YBM-FACO 51 CN1252 North Headwall			\$50,000		
YBM Side sewer lateral utility conf			\$15,000		
Pipe Protection for in-slab piping	\$103,475				
Proposed Contract Change (PCC)					
UMS - Geoprobe Credit	(\$30,320)				
UMS - Relocation of TS Cabinet	\$23,275				
YBM Delete Instrument & Monitoring			(\$1)		
STS - Tunnel Lowering				\$100,000	
CTS - PGE Scope Change at Exit Hatch		\$1,171			
CTS - Stairs 5, 6, 7 Mods		\$0			
STS - Additional AT&T DB at 4th				\$73,418	
UMS - Escalator Barricade	(\$122,511)				
UMS - Concrete Wale Support	\$25,930				
UMS - Union Sq. Garage Underpinning	\$100,000				

Contract Modification/Trend Log - Contract 1300 Stations

7.5 DETAIL CONTINGENCY USAGE REPORT

Awarded NTE Amount **\$839,676,400**
Substantial Completion **2/10/2018**

\$838,243,657
2/10/2018

	UMS	CTS	YBM	STS	COST REPORT NOTES
UMS - USG HVAC Trench Modifications	\$0				
YBM - Delete Post-Grout of TB-2			(\$10,000)		
CTS - Deletion of Tree Planting		(\$24,002)			
YBM_CTS End of Platform Gate Revisi			\$100,000		
CTS - CMU Wall Bracing		\$0			
YBM PCC 41 Install #7 Box Clementin			\$29,000		
UMS MRY Duct Bank-East Conflict	\$25,000				
UMS - N. Ent. Art Glass and Glazing	\$20,000				
CTS - Removal of Bus Bulb		\$30,000			
CTS Delete PGE Work at Vault 732		\$0			
UMS Install Floor Drain	\$20,000				
YBM Add PG&E duct east side Fourth			\$100,000		
UMS North Structural Modifications	\$200,000				
UMS Remove Fire Hose Valve	\$20,000				
UMS MRY Duct Bank-West	\$25,000				
YBM Add 24-in water main east side			\$300,000		
Change Order Request (COR)					
UMS - Fire Hydrant at O'Farrell	\$92,978				
STS - Additn manholes for 78" sewer				\$27,204	
STS COR 17 Changes to Sewer Structu				\$20,000	
YBM-FACO #22 potential contam soil			\$11,720		
STS- AT&T Conduit Changes				\$22,290	
STS - 12" AWSS Incorrectly Shown				\$24,496	
STS COR 74 AWSS Offset/Sewer Demo				\$38,680	
YBM - CN 1252 Concrete Overpour P-34			\$335,809		
YBM NDSC transite pipe water instal			\$20,185		
YBM Underground storage tank Folsom			\$183,825		
UMS COR 105 DSC Obst. at JG 5-P	\$15,000				
UMS COR 106 DSC Obst. at JG 052-S	\$1,700				
UMS COR 107 DSC Obst. at JG 071-P	\$1,700				
UMS COR 108 DSC Obst. at JG 375-S	\$7,500				
UMS COR 109 DSC Obst. at JG 7-P	\$10,000				
UMS COR 110 DSC Obst. at JG 392-P	\$5,000				
UMS COR 111 DSC JG 19-P, 53-P, 65-P	\$17,500				
UMS COR 119 DSC Obst. at JG 59-P	\$1,700				
UMS COR 120 DSC Obst. at JG 40-S	\$1,700				
UMS COR 121 DSC Obst. at JG 040-S	\$1,700				

Contract Modification/Trend Log - Contract 1300 Stations

Awarded NTE Amount **\$839,676,400**
Substantial Completion **2/10/2018**

\$838,243,657
2/10/2018

	UMS	CTS	YBM	STS	COST REPORT NOTES
UMS COR 122 DSC Obst. at JG 062-S	\$2,500				
UMS COR 123 DSC Obst. at JG 020-S	\$6,700				
UMS COR 124 DSC Obst. at JG 64-S	\$1,700				
UMS COR 125 DSC Obst. at JG 34-S	\$1,700				
UMS COR 126 DSC Obst. at JG 34-S#2	\$2,000				
UMS COR 127 DSC Obst. at JG 3-P	\$1,500				
UMS COR 128 DSC Obst. at JG 3-P#2	\$20,000				
UMS COR 130 DSC Obst. at JG 3-P#3	\$1,700				
UMS COR 131 DSC Obst. at JG 45-P#2	\$7,100				
UMS COR 132 DSC Obst. at JG 45-P#3	\$22,900				
UMS COR 133 DSC Obst. at JG 60-S	\$1,700				
UMS COR 135 DSC Obst. at JG 85-P#2	\$6,500				
UMS COR 136 DSC Obst. at JG 085-P#1	\$1,500				
UMS COR 137 DSC Obst. at JG 6-S	\$2,700				
Change Order - Pending					
CTS Utility Conflict at WD Tie-In		\$15,089			
YBM COR 15 AWSS hydrant lateral			\$41,079		
YBM COR 16 Thick concrete street			\$4,785		
YBM COR 18 AWSS conflict with PG&E			\$14,093		
UMS-FACO #32 8" Waterline Conf NDSC	\$48,615				
YBM COR 25 WM conflict with AWSS			\$13,850		
YBM COR 10 PG&E conflict with AWSS			\$40,349		
Approved	\$90,000	\$230,956	(\$1,833,869)	\$80,170	
Contract Modification					
CMod #1 BART Elevator Option 1 @ Pow	\$90,000				
CMod #3 CTS Work Safely Ard Power Po		\$25,956			
CMod #5 YBM Deletion of Comp Groutin			(\$1,833,869)		
CMod #6 CTS Plaza Constr Supt Servi		\$75,000			
CMod#7 STS FACOs 016, 017 &COR 009				\$80,170	
CMod #4 CTS-Force Account Change Or		\$130,000			
Grand Total	\$4,978,493	\$5,292,918	\$680,414	(\$3,305,691)	

7.6 BUDGET REVISIONS: REPORT SORTED BY CONSTRUCTION PACKAGES & SOFT COSTS

Report Period: May 2015

Group by Contract & SCC	CATEGORY ITEM	Apr 2015			May 2015			BUDGET TRANSFERS [May 2015] vs. [Apr 2015]	Cost Report Notes
		Apr 2015 Base	Apr 2015 Allocated Contingency	Apr 2015 Base + Allocated Contingency (YOE)	May 2015 Base	May 2015 Allocated Contingency	May 2015 Base + Allocated Contingency (YOE)		
10-50	CONSTRUCTION CONTRACT PACKAGES	1,137,488,083	38,655,888	1,176,143,971	1,137,488,083	38,655,888	1,176,143,971	0	
1250	UTILITY RELOCATION PACKAGE #1	12,134,906		12,134,906	12,134,906		12,134,906	0	
	Contract 1250 Form B Credit	(2,275,419)		(2,275,419)	(2,275,419)		(2,275,419)	0	
1251	UTILITY RELOCATION PACKAGE #2	20,870,197		20,870,197	20,870,197		20,870,197	0	
	Contract 1251 Form B Credit	(7,618,412)		(7,618,412)	(7,618,412)		(7,618,412)	0	
1252	GUIDEWAY TUNNEL	235,005,822	16,063,145	251,068,968	235,005,822	16,063,145	251,068,968	0	25
	Contract 1252 Form B Credit	(254,050)		(254,050)	(254,050)		(254,050)	0	
1300	CN1300 STATIONS TOTAL	838,243,657	21,432,743	859,676,400	838,243,657	21,432,743	859,676,400	0	
1253: UMS	UNION SQUARE/MARKET STREET STATION [UMS]	294,120,590	4,910,000	299,030,590	294,120,590	4,910,000	299,030,590	0	
	UMS 1253 Form B Credit	(528,370)		(528,370)	(528,370)		(528,370)	0	
1254: CTS	CHINA TOWN STATION [CTS]	247,798,766	4,769,044	252,567,810	247,798,766	4,769,044	252,567,810	0	
	CTS 1254 Form B Credit	(451,703)		(451,703)	(451,703)		(451,703)	0	
1255: YBM	YERBA BUENA/ MOSCONE STATION [YBM]	156,255,131	6,833,869	163,089,000	156,255,131	6,833,869	163,089,000	0	
	YBM 1255 Form B Credit	(100,000)		(100,000)	(100,000)		(100,000)	0	
1256: STS	SURFACE TRACKWORK & SYSTEMS [STS]	140,069,170	4,919,830	144,989,000	140,069,170	4,919,830	144,989,000	0	
	STS 1256 SFPUC SEWER MAIN CREDIT	(2,925,296)		(2,925,296)	(2,925,296)		(2,925,296)	0	
	STS 1256 Form B Credit	(1,000,000)		(1,000,000)	(1,000,000)		(1,000,000)	0	
OTHER	OTHER CONSTRUCTION TOTAL	46,386,751	1,160,000	47,546,751	46,386,751	1,160,000	47,546,751	0	
40.06	PUBLIC ART PROGRAM	8,175,555	1,160,000	9,335,555	8,175,555	1,160,000	9,335,555	0	
40.02	MISC. CONSTR CONTRCT WK (TRACTION POWER FOR 1251)	258,202		258,202	258,202		258,202	0	
40.01	CONTRACT 1300 SOIL PROCESS	500,000	0	500,000	500,000	0	500,000	0	26
50.01	TEMPORARY LICENSE AGREEMENT (ATCS CENTRAL CONTROL)	487,972		487,972	487,972		487,972	0	
50.06	MTA FARE COLLECTION EQUIPMENT	5,400,000		5,400,000	5,400,000		5,400,000	0	
50.06	BART FARE COLLECTION EQUIPMENT	700,000		700,000	700,000		700,000	0	
40.02	JOB ORDER CONTRACTS (JOCS) - CONSTRUCTION	117,255		117,255	117,255		117,255	0	
40.08	AON RISK INSURANCE	18,088,750		18,088,750	18,088,750		18,088,750	0	

7.6 BUDGET REVISIONS: REPORT SORTED BY CONSTRUCTION PACKAGES & SOFT COSTS

Report Period: May 2015

Group by Contract & SCC	CATEGORY ITEM	Apr 2015			May 2015			BUDGET TRANSFERS [May 2015] vs. [Apr 2015]	Cost Report Notes
		Apr 2015 Base	Apr 2015 Allocated Contingency	Apr 2015 Base + Allocated Contingency (YOE)	May 2015 Base	May 2015 Allocated Contingency	May 2015 Base + Allocated Contingency (YOE)		
40.02 40.08	PUBLIC AGENCIES UTILITY COORDINATION	3,713,215		3,713,215	3,713,215		3,713,215	0	
40.02	DEPARTMENT OF PARKING AND TRAFFIC (DPT)	1,200,000		1,200,000	1,200,000		1,200,000	0	
50.03	UNION SQUARE/ MARKET STREET STATION POWER FEED	2,959,826		2,959,826	2,959,826		2,959,826	0	
50.03	UNION SQUARE/ MARKET STREET STATIONS PERMANENT POWER	(2,350,000)		(2,350,000)	(2,350,000)		(2,350,000)	0	
50.03	CHINATOWN STATION POWER FEED	2,959,826		2,959,826	2,959,826		2,959,826	0	
50.03	CHINATOWN STATION PERMANENT POWER	(2,350,000)		(2,350,000)	(2,350,000)		(2,350,000)	0	
50.03	YERBA BUENA/ MOSCONE STATION [YBM] POWER FEED	3,125,222		3,125,222	3,125,222		3,125,222	0	
50.03	YERBA BUENA/ MOSCONE STATION [YBM] PERMANENT POWER	(2,368,540)		(2,368,540)	(2,368,540)		(2,368,540)	0	
50.03	SURFACE STATION POWER FEED	11,839		11,839	11,839		11,839	0	
50.04	COMMUNICATION CONNECTION COSTS	5,757,629		5,757,629	5,757,629		5,757,629	0	
60	ROW, LAND, EXISTING IMPROVEMENTS	32,246,321	5,265,478	37,511,799	32,246,321	5,265,478	37,511,799	0	
60.01	PURCHASE OR LEASE OF REAL ESTATE	30,065,810	5,265,478	35,331,288	30,065,810	5,265,478	35,331,288	0	27
60.02	RELOCATION OF EXISTING HOUSEHOLDS	2,180,511		2,180,511	2,180,511		2,180,511	0	
70	VEHICLES	13,309,000	13,076,653	26,385,653	13,309,000	13,076,653	26,385,653	0	
70.01	LIGHT RAIL	13,309,000	13,076,653	26,385,653	13,309,000	13,076,653	26,385,653	0	28
70.07	SPARE PARTS								
80	PROFESSIONAL SERVICES	310,518,041	18,221,079	328,739,120	310,518,041	18,221,079	328,739,120	0	
80.01	PRELIMINARY ENGINEERING	46,202,674		46,202,674	46,202,674		46,202,674	0	
80.02 80.06	FINAL DESIGN	61,322,751		61,322,751	61,322,751		61,322,751	0	

7.6 BUDGET REVISIONS: REPORT SORTED BY CONSTRUCTION PACKAGES & SOFT COSTS

Report Period: May 2015

Group by Contract & SCC	CATEGORY ITEM	Apr 2015			May 2015			BUDGET TRANSFERS [May 2015] vs. [Apr 2015]	Cost Report Notes
		Apr 2015 Base	Apr 2015 Allocated Contingency	Apr 2015 Base + Allocated Contingency (YOE)	May 2015 Base	May 2015 Allocated Contingency	May 2015 Base + Allocated Contingency (YOE)		
80.03	PROJECT MANAGEMENT FOR DESIGN & CONSTRUCTION	89,042,634	13,905,845	102,948,479	89,042,634	13,905,845	102,948,479	0	
80.04	CONSTRUCTION ADMINISTRATION & MANAGEMENT	91,016,791	2,956,812	93,973,603	91,016,791	2,956,812	93,973,603	0	
80.05	INSURANCES	6,800,000		6,800,000	6,800,000		6,800,000	0	
80.06	LEGAL: PERMITS. REVIEW FEES BY OTHER AGENCIES	8,258,184		8,258,184	8,258,184		8,258,184	0	
80.07	SURVEYS, TESTING, INVESTIGATION. INSPECTION	883,100		883,100	883,100		883,100	0	
80.08	START-UP	6,991,907	1,358,422	8,350,329	6,991,907	1,358,422	8,350,329	0	
	ALL SCC CATEGORIES 10 TO 80	1,493,561,445	75,219,098	1,568,780,543	1,493,561,445	75,219,098	1,568,780,543	0	
90	UNALLOCATED CONTINGENCIES			9,519,459			9,519,459		29
	TOTAL PROJECT COST 10 TO 100			1,578,300,002			1,578,300,002		
	TOTAL CONTINGENCY			84,738,557			84,738,557		
	CONTINGENCY MINIMUM			60,000,000			60,000,000		
	BELOW OR ABOVE MINIMUM			24,738,557			24,738,557		

COST STATUS BY CATEGORY	SCC CODES	BUDGET Apr 2015	BUDGET TRANSFERS	BUDGET May 2015	May 2015 CTD	May 2015 EAC
CONSTRUCTION	SCC 010 - 050	1,176,143,972	0	1,176,143,972	553,131,239	1,146,489,161.43
REAL ESTATE	SCC 060	37,511,799	0	37,511,799	29,896,775	32,246,321.00
VEHICLES	SCC 070	26,385,653	0	26,385,653	2,146,905	13,309,000.00
PRELIM ENGINEERING	SCC 080.01	46,202,674	0	46,202,674	46,202,675	46,202,674.00
FINAL DESIGN	SCC 080.02	61,318,331	0	61,318,331	61,199,308	61,322,751.12
PM FOR DESIGN & CONSTRUCTION	SCC 080.03 - 080.04	196,922,082	0	196,922,082	93,615,646	180,059,425.14
OTHER PROF SRVCS	SCC 080.05 - 080.08	24,296,033	0	24,296,033	10,298,120	22,933,191.00
UNALLOC CONTINGENCY	SCC 090	9,519,456	0	9,519,456		
Grand Total		1,578,300,000	0	1,578,300,000	796,490,668	1,502,562,524

SCC DESCRIPTION	May 2015 BUDGET	May 2015 CTD
010 - GUIDEWAY & TRACK ELEMENTS	299,528,778	172,445,939
020 - STATIONS, STOPS, TERMINALS, INTERMODAL	575,626,655	200,368,883
040 - SITEWORK & SPECIAL CONDITIONS	222,442,096	172,584,620
050 - SYSTEMS	90,774,397	7,731,798
060 - ROW, LAND, EXISTING IMPROVEMENTS	37,511,799	29,896,775
070 - VEHICLES (number)	26,385,653	2,146,905
080 - PROFESSIONAL SERVICES (applies to Cats. 10-50)	328,739,120	211,315,749
000 - FORM B REIMBURSEMENTS	(12,227,954)	0
090 - UNALLOCATED CONTINGENCY	9,519,456	
Grand Total	1,578,300,000	796,490,668

SCC DESCRIPTION	May 2015 BUDGET	May 2015 CTD
010.06-Guideway: Underground cut & cover	70,654,862	61,758,447
010.07-Guideway: Underground tunnel	209,100,916	108,953,935
010.09-Track: Direct fixation	10,046,180	316,104
010.10-Track: Embedded	4,357,310	1,248,501
010.12-Track: Special (switches, turnouts)	5,369,510	168,952
020.01-At-grade station, stop, shelter, mall, terminal, platform	14,041,330	287,009
020.03-Underground station, stop, shelter, mall, terminal, platform	539,121,325	185,998,890
020.07-Elevators, escalators	22,464,000	14,082,984
040.01-Demolition, Clearing, Earthwork	9,815,654	8,525,474
040.02-Site Utilities, Utility Relocation	66,084,838	56,162,901
040.03-Haz. mat'l, contam'd soil removal/mitigation, ground water treatments	4,566,966	3,910,463
040.04-Environmental mitigation, e.g. wetlands, historic/archeologic, parks	600,000	62,588
040.05-Site structures including retaining walls, sound walls	2,706,431	2,706,431
040.06-Pedestrian / bike access and accommodation, landscaping	10,224,872	1,200,262
040.07-Automobile, bus, van accessways including roads, parking lots	7,200,862	4,078,425
040.08-Temporary Facilities and other indirect costs during construction	121,242,473	95,938,076
050.01-Train control and signals	30,623,972	3,060,061
050.02-Traffic signals and crossing protection	1,669,999	392,115
050.03-Traction power supply: substations	22,117,173	3,314,855
050.04-Traction power distribution: catenary and third rail	10,737,000	383,661
050.05-Communications	16,411,000	485,599
050.06-Fare collection system and equipment	6,498,253	10,016
050.07-Central Control	2,717,000	85,491
060.01-Purchase or lease of real estate	35,331,288	28,020,580
060.02-Relocation of existing households and businesses	2,180,511	1,876,195
070.01-Light Rail	26,385,653	2,146,905
080.01-Preliminary Engineering	46,202,674	46,202,675
080.02-Final Design	61,318,331	61,199,308
080.03-Project Management for Design and Construction	102,948,479	57,478,566
080.04-Construction Administration & Management	93,973,603	36,137,080

SCC DESCRIPTION	May 2015 BUDGET	May 2015 CTD
080.05-Professional Liability and other Non-Construction Insurance	6,800,000	6,340,196
080.06-Legal; Permits; Review Fees by other agencies, cities, etc.	8,262,604	3,912,941
080.07-Surveys, Testing, Investigation, Inspection	883,100	12,097
080.08-Start up	8,350,329	32,887
090.00-Unallocated Contingency	9,519,456	
00.01-FORM B REIMBURSEMENTS (No SCC Code)	(12,227,954)	0
Grand Total	1,578,300,000	796,490,668

[A] Cost Account Description	BUDGET	ACTUAL COSTS				[G] VARIANCE (B - F)	COST REPORT NOTES
	[B] May 2015 Budget (YOE)	[C] PRIOR MONTH Total	[D] PRIOR MONTH Monthly	[E] CURRENT Monthly	[F] CURRENT Total		
TOTAL PRELIMINARY ENGINEERING	46,542,061	46,542,061	0	0	46,542,061	0	30
11 - SFMTA PROJECT MANAGEMENT	8,828,359	8,253,957	0	0	8,253,957	574,403	31
12 - SFMTA ENGINEERING SERVICES	11,425,594	11,425,594	0	0	11,425,594	0	32
16 - DEPARTMENT OF PARKING AND TRAFFIC (DPT)	935,451	802,883	0	0	802,883	132,568	
21 - ARTS COMMISSION	1,500,570	1,500,570	0	0	1,500,570	1	33
22 - FIRE DEPARTMENT	33,825	33,825	0	0	33,825	0	
23 - CITY ATTORNEY'S OFFICE	1,234,754	1,234,754	0	0	1,234,754	0	
24 - RISK MANAGEMENT	0	0	0	0	0	0	
26 - PLANNING	99,604	99,604	0	0	99,604	0	
27 - DEPARTMENT OF PUBLIC HEALTH (DPH)	4,420	4,420	0	0	4,420	0	
29 - CITY AUDITOR	308,540	315,616	0	0	315,616	(7,076)	
32 - DPW - IDC ENGINEERING (HYDRAULIC)	3,322,887	3,336,432	0	0	3,336,432	(13,545)	
34 - DPW - IDC CONSTRUCTION (CAPITAL)	17,462	17,462	0	0	17,462	0	
36 - DPW - BSM INFRASTRUCTURE (MAPPING)	76,549	76,549	0	0	76,549	0	
39 - DPW - PCS SITE ASSESSMENT & REMEDIATION (SAR)	13,993	13,993	0	0	13,993	0	
51 - 821 HOWARD STREET	1,005,653	1,005,653	0	0	1,005,653	0	
55 - 651 BRANNAN	2,294,910	2,294,910	0	0	2,294,910	0	34
63 - CENTRAL SUBWAY PARTNERSHIP - AECOM-EPC JV CONTRACT 149	26,793,234	26,793,234	0	0	26,793,234	0	35
66 - ANIL VERMA	395,204	395,204	0	0	395,204	0	36
67 - HILL INTERNATIONAL CONTRACT 156	6,716,294	6,716,294	0	0	6,716,294	0	
68 - ARTHUR GALLAGER & CO. CS 164	6,800,000	6,340,196	0	0	6,340,196	459,804	
71 - TUNNEL/UTILITIES - CONTRACT # CONTRACT 155-1	5,469,336	5,469,336	0	0	5,469,336	0	37
72 - STATIONS - CONTRACT # CONTRACT 155-2	26,220,609	26,220,609	0	0	26,220,609	0	38
73 - SYSTEMS/INTEGRATION - CONTRACT 155-3	11,432,312	11,432,312	0	0	11,432,312	(0)	39
331 - BAY AREA RAPID TRANSIT (BART)	146,427	146,427	0	0	146,427	0	
332 - SAN FRANCISCO COUNTY TRANSPORTATION AUTHORITY (SFCTA)	0	0	0	0	0	0	
TOTAL FINAL DESIGN	115,075,987	113,929,833	0	0	113,929,833	1,146,155	

[A] Cost Account Description	BUDGET	ACTUAL COSTS				[G] VARIANCE (B - F)	COST REPORT NOTES
	[B] May 2015 Budget (YOE)	[C] PRIOR MONTH Total	[D] PRIOR MONTH Monthly	[E] CURRENT Monthly	[F] CURRENT Total		
11 - SFMTA PROJECT MANAGEMENT	15,589,933	4,057,284	204,726	339,964	4,397,247	0	
1.3.011.01.080.03 - CM:SFMTA LABOR-PROJECT MANAGEMENT	15,589,933	4,057,284	204,726	339,964	4,397,247		
12 - SFMTA ENGINEERING SERVICES	905,264	1,355,377	101,348	122,886	1,478,263	445,319	
1.3.012.02.080.04 - CM: SFMTA LABOR-ENGINEERING CONTRACT 1252	123,582	57,325	8,888	323	57,648	65,934	
1.3.012.06.080.04 - CM: SFMTA LABOR-ENGINEERING CONTRACT 1300	1,800,000	1,298,052	92,460	122,563	1,420,615	379,385	
13 - SFMTA CONSTRUCTION MANAGEMENT	44,075,375	6,777,825	296,671	465,363	7,243,188	35,813,869	
1.3.013.01.080.04 - CM:SFMTA LABOR-CONSTR. MANAGEM	43,057,057	6,777,825	296,671	465,363	7,243,188	35,813,869	
16 - DEPARTMENT OF PARKING AND TRAFFIC (DPT)	3,588,074	1,179,473	10,388	32,971	1,212,443	2,385,389	
1.3.016.01.080.04 - DPT CONTRACT 1300 SUPPORT UMS	299,600	55,165	4,389	212	55,377	244,223	
1.3.016.01.080.04 - DPT CONTRACT 1300 SUPPORT CTS	274,900	15,780	1,513	11,088	26,868	248,032	
1.3.016.01.080.04 - DPT CONTRACT 1300 SUPPORT YBM	238,400	62,972	1,513	1,880	64,852	173,548	
1.3.016.01.080.04 - DPT CONTRACT 1300 SUPPORT STS	876,876	28,076	2,100	12,400	40,476	836,400	
1.3.016.02.040.08 - DPT: FIELD OPS TUNNEL [B84]	0	1,464	0	0	1,464	(1,464)	
1.3.016.02.040.08 - DPT: FIELD OPS TUNNEL [B86]	0	131,953	390	5,031	136,984	(136,984)	
1.3.016.06.040.02 - DPT:DPT TRAFFIC SHOP CONTRACT 1300	1,200,000	0	0	0	0	1,200,000	
1.3.016.07.080.04 - DPT:SSD DS/CN: 1UTL	38,450	0	0	0	0	38,450	
1.3.016.08.040.08 - DPT:PCOS:2UTL [68A]	400,728	400,728	0	0	400,728	0	
1.3.016.08.040.08 - DPT:SSD CN:2UTL	0	108,020	0	0	108,020	(108,020)	
1.3.016.08.080.04 - DPT:SSD [1326]	259,120	253,184	0	0	253,184	5,936	
1.3.016.08.080.04 - DPT:SSD [13BN]	0	23,302	0	0	23,302	(23,302)	
1.3.016.08.080.04 - DPT:SSD [13CN]	0	963	0	0	963	(963)	
1.3.016.08.080.04 - DPT:SSD [B85]	0	88,107	483	2,358	90,465	(90,465)	
1.3.016.09.040.08 - PCOS:1300/STS [68CPT544132Z.CPT544132Z]	0	9,759	6,256	0	9,759	(9,759)	
17 - MOTIVE POWER	2,195	0	0	0	0	2,195	
1.3.017.07.040.02 - PWR:SFMTA-MOTIVE POWER-UTL.REL	2,195	0	0	0	0	2,195	
18 - SFMTA OPERATIONS	400,000	37,852	0	0	37,852	288,616	
1.3.018.04.040.02 - OPS:SUPPORT TO CONTRACT 1300/CTS	100,000	26,469	0	0	26,469	73,531	
1.3.018.06.080.07 - OPS:SUPPORT TO CONTRACT 1300/UMS	300,000	11,384	0	0	11,384	288,616	
19 - OTHER SFMTA	700,000	153,027	0	6,723	159,749	540,251	
1.3.019.01.080.07 - OTH.MTA SURVEY AND TESTING	500,000	0	0	0	0	500,000	
1.3.019.07.080.07 - OTH.MTA SFMTA-SURVEY; TSTG [6840]	0	714	0	0	714	(714)	
1.3.019.08.040.08 - OTH.MTA 1251 MATERIALS	150,000	126,149	0	0	126,149	23,851	
1.3.019.08.080.08 - OTH.MTA OPERATION SUPPORT DUR	50,000	26,164	0	6,723	32,887	17,113	

[A] Cost Account Description	BUDGET	ACTUAL COSTS				[G] VARIANCE (B - F)	COST REPORT NOTES
	[B] May 2015 Budget (YOE)	[C] PRIOR MONTH Total	[D] PRIOR MONTH Monthly	[E] CURRENT Monthly	[F] CURRENT Total		
21 - ARTS COMMISSION	12,010,885	1,051,578	250,311	149,221	1,200,799	10,969,056	
1.3.021.01.040.06 - ARTS:CTYCO-ARTS COMMISSION CONSTRUCTION COSTS	4,772,555	0	0	0	0	4,772,555	
1.3.021.01.080.03 - ARTS:CTYCO-ARTS COMMISSION [1227]	2,030,147	388,167	0	0	388,167	1,641,980	40
1.3.021.06.080.03 - ARTS:CTYCO-ARTS COMMISSION PM [285MC.132J]	158,970	0	0	0	0	158,970	
1.3.021.01.080.03 - ARTS:CTYCO-ARTS COMMISSION [E335]	21,000	9,505	0	0	9,505	11,496	
1.3.021.06.040.06 - ARTS:CTYCO-ARTS COMMISSION [68CPT5441327.CPT5441327]	1,500,000	516,100	228,000	108,300	624,400	875,600	
1.3.021.06.040.06 - ARTS:CTYCO-ARTS COMMISSION [285MCPFUNA.CPT5441327]	1,903,000	75,184	11,943	20,964	96,149	1,806,851	
1.3.021.01.080.03 - ARTS:CTYCO-ARTS COMMISSION [132J]	465,213	0	0	0	0	465,213	
1.3.021.97.040.06 - ARTS:ARTS COMMISSION ALLOC CO	1,160,000	0	0	0	0	1,160,000	
23 - CITY ATTORNEY'S OFFICE	2,171,781	902,824	0	0	902,824	1,268,957	
1.3.023.01.080.06 - ATTY:CN LEGAL-CITY ATTORNEY OF	2,171,781	902,824	0	0	902,824	1,268,957	
25 - PUBLIC UTILITIES COMMISSION SEWER	(2,925,296)	0	0	0	0	(2,925,296)	
1.3.025.09.040.02 - STS.1256: SITE UTILITIES SFPUC SEWER MAIN	(2,925,296)	0	0	0	0	(2,925,296)	
26 - PLANNING	137,062	15,516	2,865	0	15,516	121,546	
1.3.026.01.080.06 - CM:CTYCO-PLANNING DEPARTMENT	137,062	15,516	2,865	0	15,516	121,546	
28 - PUBLIC UTILITIES COMMISSION WATER	4,242,012	1,980,031	11,833	40,562	2,020,593	2,221,419	
1.3.028.02.040.02 - CM:CTYCO-PUBLIC UTIL COMM. (PUC)	0	4,745	0	0	4,745	(4,745)	
1.3.028.02.040.08 - PUC: FIELD OPERATIONS TUNNEL	398,400	503,486	8,194	32,488	535,974	(137,574)	
1.3.028.02.080.04 - PUC:MTA CSP CN1252 [470465]	105,000	91,587	0	0	91,587	13,413	
1.3.028.03.040.02 - PUC:CDD CONTRACT 1300/UMS SUPPORT	606,354	35,049	490	239	35,288	571,066	
1.3.028.03.080.04 - PUC:CMB CONTRACT 1300/UMS INSPECTION	230,000	30,363	0	0	30,363	199,637	
1.3.028.04.040.02 - PUC:CDD CONTRACT 1300/CTS SUPPORT	271,755	81,846	0	0	81,846	189,909	
1.3.028.04.080.04 - PUC:CMB CONTRACT 1300/CTS INSPECTION	115,000	6,956	0	0	6,956	108,044	
1.3.028.05.040.02 - PUC:CDD CONTRACT 1300/YBM SUPPORT	450,282	69,864	1,553	4,262	74,126	376,156	
1.3.028.05.080.04 - PUC:CMB CONTRACT 1300/YBM INSPECTION	184,000	4,008	0	0	4,008	179,992	
1.3.028.07.040.02 - PUC:PUC CDD WATER CONNECTION CONTRACT 1250	248,035	291,501	0	0	291,501	(43,466)	
1.3.028.07.080.04 - PUC:PUC CMB INSPECTION CONTRACT 1250	74,468	113,844	0	0	113,844	(39,376)	
1.3.028.08.040.02 - PUC:PUC CDD WATER CONNECTION CONTRACT 1251 [445]	565,389	318,130	0	0	318,130	247,259	
1.3.028.08.080.04 - PUC:PUC CMB INSPECTION CONTRACT 1251	266,252	289,424	0	0	289,424	(23,172)	
1.3.028.09.040.02 - PUC:CMB CONTRACT 1300/STS SUPPORT	520,077	74,492	1,595	3,573	78,065	442,012	
1.3.028.09.080.04 - PUC:CMB CONTRACT 1300/STS INSPECTION	207,000	64,737	0	0	64,737	142,263	

[A] Cost Account Description	BUDGET	ACTUAL COSTS				[G] VARIANCE (B - F)	COST REPORT NOTES
	[B] May 2015 Budget (YOE)	[C] PRIOR MONTH Total	[D] PRIOR MONTH Monthly	[E] CURRENT Monthly	[F] CURRENT Total		
32 - DPW - IDC ENGINEERING (HYDRAULIC)	1,150,459	87,363	13,649	21,437	108,800	873,623	
1.3.032.01.080.04 - CM:DPW:1424J-BUREAU OF ENGINEERING (BOE) [AB12]	60,000	87,363	13,649	3,518	90,881	(30,881)	
1.3.032.03.080.04 - DPW IDC HYDRAULIC CN1300 UMS SUPPORT	297,938	0	0	1,011	1,011	296,927	
1.3.032.04.080.04 - DPW IDC HYDRAULIC CN1300 CTS SUPPORT	295,639	0	0	3,634	3,634	292,005	
1.3.032.05.080.04 - DPW IDC HYDRAULIC CN1300 YBM SUPPORT	301,882	0	0	1,310	1,310	300,572	
1.3.032.06.080.04 - DPW: BOE: 1300 DSDC	6,000	0	0	0	0	6,000	
1.3.032.08.080.04 - DPW.HYRDDPW-BOE IDC ENG SVC DC	9,000	0	0	0	0	9,000	
1.3.032.09.080.04 - DPW IDC HYDRAULIC CN1300 STS SUPPOR	180,000	0	0	11,964	11,964	168,036	
34 - DPW - IDC CONSTRUCTION (CAPITAL)	6,695,348	3,853,303	57,619	102,968	3,956,271	2,739,077	
1.3.034.02.080.04 - DPW:CONSTR:1252 CM [CD12]	730,000	852,038	33,508	102,968	955,005	(225,005)	
1.3.034.02.080.04 - DPW:CONSTR:1252 CM [13AC12]	206,000	138,397	0	0	138,397	67,603	
1.3.034.01.080.04 - DPW:BCM LABOR [2113]	2,140,142	2,140,142	0	0	2,140,142	0	
1.3.034.06.080.04 - DPW:CONSTR:1300 CM [13CP12]	3,619,206	722,726	24,110	0	722,726	2,896,480	
36 - DPW - BSM INFRASTRUCTURE (MAPPING)	465,562	94,103	0	16,191	110,294	436,268	
1.3.036.01.080.04 - DPW:MPPG:DPW-BUREAU OF ST USE	417,129	32,680	0	0	32,680	384,449	
1.3.036.02.080.04 - DPW:MPPG:1300-DPW-BUREAU OF ST USE	0	33,084	0	0	33,084	(33,084)	
1.3.036.02.080.06 - DPW:MPPG:DPW-BUREAU OF ST USE	90,000	28,339	0	16,191	44,530	45,470	
1.3.036.06.080.06 - DPW:MPPG:BSM PERMIT REVIEW	39,433	0	0	0	0	39,433	
37 - DPW - PCS MATERIAL TESTING LABORATORY	83,100	0	0	0	0	83,100	
1.3.037.01.080.07 - DPW.MTL.LABDPW-MATERIAL TESTIN	83,100	0	0	0	0	83,100	
39 - DPW - PCS SITE ASSESSMENT & REMEDIATION (SAR)	622,474	924,371	0	0	924,371	(301,897)	
1.3.039.01.080.04 - DPW:SITE ASSESSMENT & REMEDIATION (SAR) [132112]	8,621	506,858	0	0	506,858	(498,237)	
1.3.039.01.080.04 - DPW:SITE ASSESSMENT & REMEDIATION (SAR) [2213]	92,459	92,459	0	0	92,459	0	
1.3.039.01.080.04 - DPW:SITE ASSESSMENT & REMEDIATION (SAR) [2250]	78,400	78,400	0	0	78,400	0	
1.3.039.01.080.04 -DPW:SITE ASSESSMENT & REMEDIATION (SAR) [2257]	151,515	151,515	0	0	151,515	0	
1.3.039.01.080.04 - DPW:SITE ASSESSMENT & REMEDIATION (SAR) [2313]	83,100	24,343	0	0	24,343	58,757	
1.3.039.01.080.04 - DPW:SITE ASSESSMENT & REMEDIATION (SAR) [CE13]	31,367	31,367	0	0	31,367	0	
1.3.039.01.080.04 - DPW:SITE ASSESSMENT & REMEDIATION (SAR) [CH13]	100,000	8,621	0	0	8,621	91,379	
1.3.039.01.080.04 - DPW:SITE ASSESSMENT & REMEDIATION (SAR)	17,000	0	0	0	0	17,000	
1.3.039.02.080.04 - DPW: SITE ASSESSMENT & REMEDIATION (SAR) – CN1252 [13CE11]	18,632	16,218	0	0	16,218	2,415	
1.3.039.02.080.04 - DPW: SITE ASSESSMENT & REMEDIATION (SAR) – CN1300 [13CH11]	41,379	14,590	0	0	14,590	26,789	
46 - MACY'S WEST - SFPUC SEWER WORK	258,202	258,202	0	0	258,202	0	
1.3.046.08.040.02 - MCY.SWRC. CONTRACT: MACY'S-SEW	258,202	258,202	0	0	258,202	0	

[A] Cost Account Description	BUDGET	ACTUAL COSTS				[G] VARIANCE (B - F)	COST REPORT NOTES
	[B] May 2015 Budget (YOE)	[C] PRIOR MONTH Total	[D] PRIOR MONTH Monthly	[E] CURRENT Monthly	[F] CURRENT Total		
51 - 821 HOWARD STREET	4,690,481	384,880	14,582	14,968	399,848	4,290,633	
1.3.051.01.080.03 - ODC.HWRD:ODCs - 821 HOWARD STR	4,625,481	380,534	14,544	13,907	394,441	4,231,040	
1.3.051.02.080.04 - ODC.HWRD:ODCs - TUNNEL CONTRACT 1252	10,000	1,056	0	0	1,056	8,944	
1.3.051.06.080.04 - ODC.HWRD:ODCs - STATION CONTRACT 1300	55,000	3,290	37	1,062	4,352	50,648	
55 - 651 BRANNAN	0	10,348	0	0	10,348	(10,348)	
1.3.055.01.080.03 - CM:ODCs - 651 BRANNAN STREET	0	10,348	0	0	10,348	(10,348)	41
63 - CENTRAL SUBWAY PARTNERSHIP - AECOM-EPC JV CONTRACT 149	42,373,401	21,629,916	315,886	143,131	21,773,047	20,600,354	
1.3.063.01.080.03 - CM:PM:AECOM.CS149 OM-EPC JV CS149-PM	9,507,939	6,553,542	126,354	(421,283)	6,132,259	3,375,680	42
1.3.063.01.080.04 - CM:AECOM.CS149OM-EPC JV CS-149 [3B]	5,218,630	4,272,820	189,532	(631,924)	3,640,896	1,577,734	
1.3.063.01.080.04 - CM:AECOM.CS149OM-EPC JV CS-149 [3E]	7,000,000	4,563,233	0	1,146,787	5,710,020	1,289,980	
1.3.063.01.080.04 - CM:AECOM.CS149OM-EPC JV CS-149 [9B]	11,042	11,042	0	0	11,042	0	
1.3.063.01.080.04 - CM:AECOM.CS149OM-EPC JV CS-149 [9D]	550,000	515,694	0	0	515,694	34,306	
1.3.063.01.080.04 - CM:AECOM.CS149OM-EPC JV CS-149 [9E]	600,000	133,641	0	49,551	183,192	416,808	
1.3.063.01.080.04 - FD:CM:EPC JV CS49-PM [123A]	5,579,945	5,579,945	0	0	5,579,945	0	
1.3.063.97.080.03 - AECOM.CS149 ALLOCAT CONTING	13,905,845					13,905,845	
67 - HILL INTERNATIONAL CONTRACT 156	11,000,000	980,976	80,000	98,309	1,079,285	9,047,976	
1.3.067.01.080.03 - HILL.CS156:HILL INTL. CS-156 [1337]	10,000,000	903,090	80,000	48,935	952,024	9,047,976	
1.3.067.01.080.03 - HILL.CS156:HILL INTL. [1330]	1,000,000	77,887	0	49,374	127,261	872,739	
69 - BAYLAND SOIL PROCESS CONTRACT 175	500,000	95,001	51,681	0	95,001	404,999	43
1.3.069.06.040.01 - BAYLAND.CS175:BAYLAND SOIL PROCESS [133K]	500,000	95,001	51,681	0	95,001		
71 - TUNNEL/UTILITIES - CONTRACT # CONTRACT 155-1	1,358,950	1,897,350	1,892	2,117	1,899,467	(540,517)	
1.3.071.01.080.04 - CM: CS155.1 DESIGN SUPPORT DURING CM [1232]	0	(87,201)	0	0	(87,201)	87,201	44
1.3.071.02.080.04 - CM: CS155.1 DESIGN SUPPORT DURING CM [1332]	1,358,950	1,984,552	1,892	2,117	1,986,669	(627,719)	
72 - STATIONS - CONTRACT # CONTRACT 155-2	8,752,240	2,485,208	134,140	241,061	2,726,269	6,025,971	
1.3.072.01.080.04 - CM: CS155.2 DESIGN SUPPORT DURING CM [1233]	50,000	51,351	0	0	51,351	(1,351)	45
1.3.072.01.080.04 - CM: CS155.2 DESIGN SUPPORT DURING CM [1333]	8,702,240	2,433,857	134,140	241,061	2,674,918	6,027,322	
73 - SYSTEMS/INTEGRATION - CONTRACT 155-3	4,828,269	816,202	63,948	65,130	881,332	3,946,937	
1.3.073.01.080.04 - CM: CS155.3 DESIGN SUPPORT DURING CM [1236]	90,000	89,791	0	0	89,791	209	
1.3.073.01.080.04 - CM: CS155.3 DESIGN SUPPORT DURING CM [1334]	4,738,269	726,412	63,948	65,130	791,542	3,946,727	
81 - UTILITIES RELOCATION #1 (PORTAL & MOS) - CONTRACT 1250	11,968,150	11,968,150	0	0	11,968,150	0	
1.3.081.07.040.01 - UR1.CONTRACT 1250:SITWORK: DEMOLIT	167,458	167,458	0	0	167,458	0	
1.3.081.07.040.02 - UR1.CONTRACT 1250:SITWORK: UTILITI	10,099,341	10,099,341	0	0	10,099,341	0	
1.3.081.07.040.03 - UR1.CONTRACT 1250:SITWORK:HAZMAT	453,321	453,321	0	0	453,321	0	
1.3.081.07.040.08 - UR1.CONTRACT 1250:SITWORK:TEMPORAR	1,248,030	1,248,030	0	0	1,248,030	0	

[A] Cost Account Description	BUDGET	ACTUAL COSTS				[G] VARIANCE (B - F)	COST REPORT NOTES
	[B] May 2015 Budget (YOE)	[C] PRIOR MONTH Total	[D] PRIOR MONTH Monthly	[E] CURRENT Monthly	[F] CURRENT Total		
82 - UTILITIES RELOCATION #2 (UMS) - CONTRACT 1251	20,794,582	20,794,582	0	0	20,794,582	0	46
1.3.082.08.040.01 - UR2.CONTRACT 1251:SITWORK: DEMOLIT	752,240	752,240	0	0	752,240	0	
1.3.082.08.040.02 - UR2.CONTRACT 1251:SITWORK:UTILITI	10,328,044	10,328,044	0	0	10,328,044	0	
1.3.082.08.040.03 - UR2.CONTRACT 1251:SITWORK:HAZMAT	172,712	172,712	0	0	172,712	0	
1.3.082.08.040.05 - UR2.CONTRACT 1251:SITWORK: STRUCTU	2,706,431	2,706,431	0	0	2,706,431	0	
1.3.082.08.040.06 - UR2.CONTRACT 1251:SITWORK:PEDESTRA	319,317	319,317	0	0	319,317	0	
1.3.082.08.040.07 - UR2.CONTRACT 1251:SITWORK:AUTO/BUS	190,362	190,362	0	0	190,362	0	
1.3.082.08.040.08 - UR2.CONTRACT 1251:SITWORK:TEMP FAC	6,325,476	6,325,476	0	0	6,325,476	0	
GUIDEWAY TUNNELS TOTAL	251,068,968	233,731,263	1,436,837	563,714	234,294,977	16,773,991	
83 - GUIDEWAY TUNNELS - CONTRACT # 1252 BASE	233,584,015	231,804,257	1,235,244	563,714	232,367,971	1,216,044	
1.3.083.02.010.06 - CONTRACT 1252:GUIDEWAY:UNDERGRN'D CUT	60,446,425	61,307,878	800,000	50,000	61,357,878	(911,453)	
1.3.083.02.010.07 - CONTRACT 1252:GUIDEWAY:UNDERGROUND	105,423,090	104,790,125	(170,000)	107,032	104,897,157	525,933	
1.3.083.02.020.03 - CONTRACT 1252: STATIONS: UNDERGROUND	21,685,000	21,685,000	0	0	21,685,000	0	
1.3.083.02.040.01 - CONTRACT 1252:SITWORK:DEMO CLEARING	2,440,000	2,433,000	81,400	7,000	2,440,000	0	
1.3.083.02.040.02 - CONTRACT 1252:SITWORK:UTILITIES & RE	10,895,000	9,851,549	106,198	135,000	9,986,549	908,451	
1.3.083.02.040.03 - CONTRACT 1252:SITWORK:HAZMAT&MITIGAT	200,000	0	0	0	0	200,000	
1.3.083.02.040.04 - CONTRACT 1252:SITWORK:ENVIRON. MITIG	300,000	54,292	0	0	54,292	245,708	
1.3.083.02.040.06 - CONTRACT 1252:SITWORK:PED/BIKE ACCES	50,000	50,000	0	0	50,000	0	
1.3.083.02.040.07 - CONTRACT 1252:SITWORK:AUTO/BUS ACCES	1,345,000	1,308,500	350,000	36,500	1,345,000	0	
1.3.083.02.040.08 - CONTRACT 1252:SITWORK:TEMP FACILITIE	30,799,500	30,323,913	67,645	228,182	30,552,095	247,405	
83 - GUIDEWAY TUNNELS - CONTRACT # 1252 CMODs	1,326,807	1,927,006	201,593	0	1,927,006	(505,199)	
1.3.083.83.010.06 - CONTRACT 1252: CONTRACT MOD	81,937	81,937	6,548	0	81,937	0	
1.3.083.83.010.07 - CONTRACT 1252: CONTRACT MOD	1,180,322	1,280,322	0	0	1,280,322	(100,000)	
1.3.083.83.020.03 - CONTRACT 1252: CONTRACT MOD	965,121	1,077,223	28,160	0	1,077,223	(112,102)	
1.3.083.83.040.02 - CONTRACT 1252: CONTRACT MOD	1,665,207	1,665,208	166,886	0	1,665,208	(1)	
1.3.083.83.040.03 - CONTRACT 1252: CONTRACT MOD	401,933	401,933	0	0	401,933	0	
1.3.083.83.040.08 - CONTRACT 1252: CONTRACT MOD	(2,872,713)	(2,579,617)	(0)	0	(2,579,617)	(293,096)	
1.3.083.93.010.07 - CONTRACT 1252: TUNNEL ALLOC CONTING	16,063,146	0	0	0	0	16,063,146	47
CONTRACT 1300 - STATIONS, TRACKWORK AND SYSTEMS TOTAL	859,676,400	252,211,307	9,836,197	8,748,647	260,959,954	598,716,446	
84 - UNION SQUARE/MARKET STREET STATION (UMS) - WORK PACKAGE 1253	294,030,590	109,516,846	4,519,553	3,606,183	113,123,029	180,907,561	17
1.3.084.03.020.03 - UMS.1253: UNDERGROUD STATION	244,470,715	78,587,801	3,019,553	1,400,000	79,987,801	164,482,914	
1.3.084.03.020.07 - UMS.1253: ELEVATORS ESCALATOR	9,874,000	7,131,687	1,000,000	600,000	7,731,687	2,142,313	
1.3.084.03.040.01 - UMS.1253: DEMOLITION CLEARING	4,500,000	3,444,819	200,000	300,000	3,744,819	755,181	

[A] Cost Account Description	BUDGET	ACTUAL COSTS				[G] VARIANCE (B - F)	COST REPORT NOTES
	[B] May 2015 Budget (YOE)	[C] PRIOR MONTH Total	[D] PRIOR MONTH Monthly	[E] CURRENT Monthly	[F] CURRENT Total		
1.3.084.03.040.02 - UMS.1253: SITE UTILITIES UTIL	4,141,998	3,458,341	0	200,000	3,658,341	483,657	
1.3.084.03.040.03 - UMS.1253: HAZARDOUS MATERIALS	300,000	7,024	0	0	7,024	292,976	
1.3.084.03.040.04 - UMS.1253: ENVIRONMENTAL MITIGA	50,000	1,171	0	0	1,171	48,829	
1.3.084.03.040.06 - UMS.1253: PEDESTRIAN/BIKE	422,000	107,539	0	0	107,539	314,461	
1.3.084.03.040.07 - UMS.1253: AUTOMOBILE BUS ACCE	1,592,000	1,177,907	100,000	0	1,177,907	414,093	
1.3.084.03.040.08 - UMS.1253: TEMPORARY FACILITIES	24,575,001	15,455,625	200,000	1,106,183	16,561,808	8,013,193	
1.3.084.03.050.02 - UMS.1253: TRAFFIC SIGNALS AND	284,999	55,501	0	0	55,501	229,498	
1.3.084.03.050.03 - UMS.1253: TRACTION POWER SUPPL	1,520,000	35,586	0	0	35,586	1,484,414	
1.3.084.03.050.04 - UMS.1253: TRACTION POWER DISTR	228,000	5,338	0	0	5,338	222,662	
1.3.084.03.050.05 - UMS.1253: COMMUNICATIONS	1,832,000	42,891	0	0	42,891	1,789,109	
1.3.084.03.050.06 - UMS.1253: FARE COLLECTION SYST	239,877	5,616	0	0	5,616	234,261	
84 - UNION SQUARE/MARKET STREET STATION (UMS) CMODs	90,000	90,000	0	0	90,000	0	
1.3.084.84.020.07 - CMOD:UMS.1253: ELEVATORS, ESCALATORS	90,000	90,000	0	0	90,000	0	
1.3.084.94.020.03 - UMS.1253: AC: ALLOC CONTING	4,910,000	0	0	0	0	4,910,000	48
85 - CHINATOWN STATION (CTS) - WORK PACKAGE 1254	247,567,810	57,372,689	2,082,354	2,464,286	59,836,975	187,730,835	17
1.3.085.04.010.07 - CTS.1254: GUIDEWAY: UNDERGROUN	72,593,358	2,679,650	200,000	(335,714)	2,343,936	70,249,422	
1.3.085.04.020.03 - CTS.1254: UNDERGROUND STATION	136,832,027	39,109,987	1,282,354	1,400,000	40,509,987	96,322,040	
1.3.085.04.020.07 - CTS.1254: ELEVATORS ESCALATOR	6,900,000	1,068,627	200,000	700,000	1,768,627	5,131,373	
1.3.085.04.040.01 - CTS.1254: DEMOLITION CLEARING	500,000	500,000	0	0	500,000	0	
1.3.085.04.040.02 - CTS.1254: SITE UTILITIES UTIL	4,424,001	3,665,064	200,000	100,000	3,765,064	658,937	
1.3.085.04.040.03 - CTS.1254: HAZARDOUS MATERIALS	427,000	438,985	0	0	438,985	(11,985)	
1.3.085.04.040.04 - CTS.1254: ENVIRONMENTAL MITIGA	100,000	2,996	0	0	2,996	97,004	
1.3.085.04.040.06 - CTS.1254: PEDESTRIAN/BIKE	80,000	2,397	0	0	2,397	77,603	
1.3.085.04.040.07 - CTS.1254: AUTOMOBILE BUS ACCE	278,500	8,344	0	0	8,344	270,156	
1.3.085.04.040.08 - CTS.1254: TEMPORARY FACILITIES	18,068,000	9,381,078	200,000	600,000	9,981,078	8,086,922	
1.3.085.04.050.02 - CTS.1254: TRAFFIC SIGNALS AND	304,000	304,000	0	0	304,000	0	
1.3.085.04.050.03 - CTS.1254: TRACTION POWER SUPPL	4,275,000	128,088	0	0	128,088	4,146,912	
1.3.085.04.050.04 - CTS.1254: TRACTION POWER DISTR	142,000	4,255	0	0	4,255	137,745	
1.3.085.04.050.05 - CTS.1254: COMMUNICATIONS	2,564,000	76,823	0	0	76,823	2,487,177	
1.3.085.04.050.06 - CTS.1254: FARE COLLECTION SYST	79,924	2,395	0	0	2,395	77,529	
85 - CHINATOWN STATION (CTS) CMODs	230,956	25,956	0	0	25,956	205,000	
1.3.085.85.020.03 - CMOD:CTS.1254: UNDERGROUND STATION	75,000	0	0	0	0	75,000	
1.3.085.85.040.01 - CMOD:CTS.1254: POWER POLE	155,956	25,956	0	0	25,956	130,000	

[A] Cost Account Description	BUDGET	ACTUAL COSTS				[G] VARIANCE (B - F)	COST REPORT NOTES
	[B] May 2015 Budget (YOE)	[C] PRIOR MONTH Total	[D] PRIOR MONTH Monthly	[E] CURRENT Monthly	[F] CURRENT Total		
1.3.085.95.020.03 - CTS.1254: AC: ALLOC CONTING	4,769,044	0	0	0	0	4,769,044	49
86 - YERBA BUENA MOSCONE STATION (YBM) - WORK PACKAGE 1255	158,089,000	63,681,316	1,961,723	2,118,684	65,800,000	92,289,000	17
1.3.086.05.020.03 - YBM.1255: UNDERGROUND STATION	118,380,549	41,332,586	1,361,723	1,400,000	42,732,586	75,647,963	
1.3.086.05.020.07 - YBM.1255: ELEVATORS ESCALATOR	5,600,000	4,273,986	200,000	218,684	4,492,670	1,107,330	
1.3.086.05.040.01 - YBM.1255: DEMOLITION CLEARING	800,000	800,000	0	0	800,000	0	
1.3.086.05.040.02 - YBM.1255: SITE UTILITIES UTIL	6,799,999	6,271,080	100,000	300,000	6,571,080	228,919	
1.3.086.05.040.03 - YBM.1255: HAZARDOUS MATERIALS	2,512,000	2,433,341	0	0	2,433,341	78,659	
1.3.086.05.040.04 - YBM.1255: ENVIRONMENTAL MITIGA	100,000	2,556	0	0	2,556	97,444	
1.3.086.05.040.06 - YBM.1255: PEDESTRIAN/BIKE	18,000	460	0	0	460	17,540	
1.3.086.05.040.07 - YBM.1255: AUTOMOBILE BUS ACCE	1,595,000	241,740	0	200,000	441,740	1,153,260	
1.3.086.05.040.08 - YBM.1255: TEMPORARY FACILITIES	15,865,000	8,161,522	300,000	0	8,161,522	7,703,478	
1.3.086.05.050.02 - YBM.1255: TRAFFIC SIGNALS AND	237,000	6,057	0	0	6,057	230,943	
1.3.086.05.050.03 - YBM.1255: TRACTION POWER SUPPL	3,895,000	99,550	0	0	99,550	3,795,450	
1.3.086.05.050.04 - YBM.1255: TRACTION POWER DISTR	148,000	3,783	0	0	3,783	144,217	
1.3.086.05.050.05 - YBM.1255: COMMUNICATIONS	2,060,000	52,650	0	0	52,650	2,007,350	
1.3.086.05.050.06 - YBM.1255: FARE COLLECTION SYST	78,452	2,005	0	0	2,005	76,447	
86 - YERBA BUENA MOSCONE STATION (YBM) CMODs	(1,833,869)	0	0	0	0	(1,833,869)	
1.3.086.86.040.08 - CMOD:YBM.1255: TEMPORARY FACILITIES	(1,833,869)	0	0	0	0	(1,833,869)	
1.3.086.96.020.03 - YBM.1255: AC: ALLOC CONTING	6,833,869	0	0	0	0	6,833,869	50
87 - SURFACE TRACKWORK AND SYSTEMS -WORK PACKAGE 1256	139,989,000	21,524,500	1,272,567	559,494	22,083,994	117,905,006	
1.3.087.09.010.06 - STS.1256: GUIDEWAY: UNDERGROUN	10,126,500	318,632	0	0	318,632	9,807,868	
1.3.087.09.010.07 - STS.1256: GUIDEWAY: UNDERGROUN	13,746,000	432,520	0	0	432,520	13,313,480	
1.3.087.09.010.09 - STS.1256: TRACK: DIRECT FIX	10,046,180	316,104	0	0	316,104	9,730,076	
1.3.087.09.010.10 - STS.1256: TRACK: EMBEDDED	4,357,310	1,148,501	(1)	100,000	1,248,501	3,108,809	
1.3.087.09.010.12 - STS.1256: TRACK: SPECIAL	5,369,510	168,952	(0)	0	168,952	5,200,558	
1.3.087.09.020.01 - STS.1256: AT-GRADE STATION	9,121,500	287,009	(0)	0	287,009	8,834,491	
1.3.087.09.020.03 - STS.1256: UNDERGROUND STATION	200,000	6,293	0	0	6,293	193,707	
1.3.087.09.040.02 - STS.1256: SITE UTILITIES, UTILITY RELOCA	16,412,000	8,820,903	1,100,000	100,000	8,920,903	7,491,097	
1.3.087.09.040.03 - STS.1256: HAZARDOUS MATERIALS	100,000	3,147	0	0	3,147	96,853	
1.3.087.09.040.04 - STS.1256: ENVIRONMENTAL MITIGA	50,000	1,573	(0)	0	1,573	48,427	
1.3.087.09.040.07 - STS.1256: AUTOMOBILE BUS ACCE	2,200,000	815,072	0	100,000	915,072	1,284,928	
1.3.087.09.040.08 - STS.1256: TEMPORARY FACILITIES	9,950,000	5,495,474	99,999	100,000	5,595,474	4,354,526	
1.3.087.09.050.01 - STS.1256: TRAIN CONTROL	30,136,000	2,850,567	72,569	159,494	3,010,061	27,125,939	
1.3.087.09.050.02 - STS.1256: TRAFFIC SIGNALS AND	844,000	26,557	0	0	26,557	817,443	

[A] Cost Account Description	BUDGET	ACTUAL COSTS				[G] VARIANCE (B - F)	COST REPORT NOTES
	[B] May 2015 Budget (YOE)	[C] PRIOR MONTH Total	[D] PRIOR MONTH Monthly	[E] CURRENT Monthly	[F] CURRENT Total		
1.3.087.09.050.03 - STS.1256: TRACTION POWER SUPPL	10,439,000	301,719	0	0	301,719	10,137,281	
1.3.087.09.050.04 - STS.1256: TRACTION POWER DISTR	4,219,000	132,751	0	0	132,751	4,086,249	
1.3.087.09.050.05 - STS.1256: COMMUNICATIONS	9,955,000	313,235	0	0	313,235	9,641,765	
1.3.087.09.050.07 - STS.1256: CENTRAL CONTROL	2,717,000	85,491	0	0	85,491	2,631,509	
87 - SURFACE TRACKWORK AND SYSTEMS (STS) CMODs	80,170	0	0	0	0	80,170	
1.3.087.89.040.08 - CMOD:STS.1256: TEMPORARY FACILITIES	80,170	0	0	0	0	80,170	
1.3.087.99.020.01 - STS.1256: AC: ALLOC CONTING	4,919,830	0	0	0	0	4,919,830	51
141 - CONSTRUCTION ADMINISTRATION	2,956,812	0	0	0	0	2,956,812	
1.3.141.97.080.04 - CONSTR.ADMIN:ALLOC CONTING	2,956,812					2,956,812	
142 - LEGAL/PERMITS	2,014,204	0	0	0	0	2,014,204	
1.3.142.01.080.06 - LGL.PRMTSF:LEGAL; PERMITS	2,014,204	0	0	0	0	2,014,204	
144 - STARTUP	8,300,329	0	0	0	0	8,300,329	
1.3.144.01.080.08 - STRT: STARTUP	6,941,907	0	0	0	0	6,941,907	
1.3.144.97.080.08 - STRTA: AC STARTUP ALLOC CONTIN	1,358,422					1,358,422	
151 - TEMPORARY LICENSE AGREEMENT	17,000	0	0	0	0	17,000	
1.3.151.01.080.06 - TEMP.LICPORARY LICENSE AGREEME	17,000	0	0	0	0	17,000	
170 - COMMUNICATIONS CONNECTIONS	5,757,629	0	0	0	0	5,757,629	
1.3.170.01.050.04 - COMM.CONNN:COMMUNICATION CONN	5,757,629	0	0	0	0	5,757,629	
181 - AON RISK INSURANCE CS 163	18,113,750	18,798,132	0	0	18,798,132	(684,382)	
1.3.181.01.040.08 - AON.CS163 AON RISK INS.	18,088,750	18,773,132	0	0	18,773,132	(684,382)	
1.3.181.01.080.03 - AON.CS171 AON RISK INS. STUDY	25,000	25,000	0	0	25,000	0	
191 - FARE COLLECTION CONTRACTOR	5,400,000	0	0	0	0	5,400,000	
1.3.191.01.050.06 - FARE.CONSUM:FARE COLLECTION	5,400,000	0	0	0	0	5,400,000	
192 - THALES T&S CENTRAL CONTROL	487,972	110,000	0	(60,000)	50,000	437,972	
1.3.192.01.050.01 - THALES T&S ATCS	487,972	110,000	0	(60,000)	50,000	437,972	
202 - JOC2-022.0	63,938	0	0	0	0	63,938	
1.3.202.01.040.02 - JOC2-022:15&22 POTHOLING UTIL1 LGHT FNDS	63,938	0	0	0	0	63,938	
203 - JOC2-029.0	53,317	0	0	0	0	53,317	
1.3.203.07.040.02 - JOC0292-029: RELOCATE VAULTS-S	53,317	0	0	0	0	53,317	
302 - PG&E	1,988,173	2,749,912	0	0	2,749,912	(761,739)	
1.3.302.03.050.03 - PGE PERMANENT POWER UMS	(2,350,000)	0	0	0	0	(2,350,000)	
1.3.302.03.050.03 - PGE POWER FEED UMS	2,959,826	115,690	0	0	115,690	2,844,136	
1.3.302.04.050.03 - PGE PERMANENT POWER CTS	(2,350,000)	0	0	0	0	(2,350,000)	

[A] Cost Account Description	BUDGET	ACTUAL COSTS				[G] VARIANCE (B - F)	COST REPORT NOTES
	[B] May 2015 Budget (YOE)	[C] PRIOR MONTH Total	[D] PRIOR MONTH Monthly	[E] CURRENT Monthly	[F] CURRENT Total		
1.3.302.04.050.03 - PGE POWER FEED CTS	2,959,826	0	0	0	0	2,959,826	
1.3.302.05.050.03 - PGE PERMANENT POWER YBM	(2,368,540)	0	0	0	0	(2,368,540)	
1.3.302.05.050.03 - PGE POWER FEED YBM	3,125,222	2,634,222	0	0	2,634,222	491,000	
1.3.302.09.050.03 - PGE POWER FEED STS	11,839	0	0	0	0	11,839	
331 - BAY AREA RAPID TRANSIT (BART)	951,356	60,455	0	0	60,455	890,901	
1.3.331.01.080.04 - CM:SFMTA LABOR-ENG SVCS-IRP/BART/SF	0	33,152	0	0	33,152	(33,152)	
1.3.331.01.080.06 - CM: BAY AREA RAPID TRANSIT (BART) [122A]	951,356	27,304	0	0	27,304	924,052	
333 - AMERICAN PUBLIC TRANSP. ASSOCIATION (APTA) CS-APTA	146,500	54,612	0	0	54,612	91,888	
1.3.333.01.080.03 - APTA:APTA - IRP [2G]	46,500	27,304	0	0	27,304	19,196	
1.3.333.01.080.03 - APTA:APTA - IRP [2C]	100,000	27,308	0	0	27,308	72,692	
334 - BART FARE COLLECTION SYSTEM	700,000	0	0	0	0	700,000	
1.3.334.01.050.06 - BART:BART FARE COLLECTION EQP	700,000	0	0	0	0	700,000	
401 - ECONOMIC AND WORKFORCE DEVELOPMENT (EWD)	17,600	17,600	0	0	17,600	0	
1.3.401.01.080.04 - EWD: MAYORS OFFICE ECON DEV	17,600	17,600	0	0	17,600	0	
402 - DEPARTMENT OF TECHNOLOGY	242,371	237,534	0	0	237,534	4,837	
1.3.402.07.050.04 - DT:1UTL:COMM. CONNECTIONS	166,756	166,179	0	0	166,179	577	
1.3.402.08.050.04 - DT:2UTL:COMM.CONNECTIONS	75,615	71,354	0	0	71,354	4,261	
404 - DEPARTMENT OF BUILDING INSPECTION (DBI)	1,204,081	1,204,081	0	0	1,204,081	0	
1.3.404.01.080.06 - DPT OF BUILDING INSPECTION	1,204,081	1,204,081	0	0	1,204,081	0	
491 - FORM B - REIMBURSEMENT	(12,227,954)	0	0	0	0	(12,227,954)	
1.3.491.02.900.01 - FORMB - CONTRACT 1252 UTILITY REIMBUR	(254,050)	0			0	(254,050)	
1.3.491.03.900.01 - FORMB - UMS:CONTRACT 1300 UTILITY REIMBURSEMENT	(528,370)	0			0	(528,370)	
1.3.491.04.900.01 - FORMB - CTS:CONTRACT 1300 UTILITY REIMBURSEMENT	(451,703)	0			0	(451,703)	
1.3.491.05.900.01 - FORMB - YBM:CONTRACT 1300 UTILITY REIMBURSEMENT	(100,000)	0			0	(100,000)	
1.3.491.07.900.01 - FORMB - CONTRACT 1250 UTILITY REIMBUR	(2,275,419)	0			0	(2,275,419)	
1.3.491.08.900.01 - FORMB - CONTRACT 1251 UTILITY REIMBUR	(7,618,412)	0			0	(7,618,412)	
1.3.491.09.900.01 - FORMB - STS:CONTRACT 1300 UTILITY REIMBURSEMENT	(1,000,000)	0			0	(1,000,000)	
TOTAL CONSTRUCTION PHASE	1,343,370,949	592,965,638	12,832,892	11,115,360	604,080,998	726,827,688	
1.4.091.01.070.01 - LRVS: LIGHT RAIL VEHICLES PROJECT MGT [68E]	827,132	827,132	0	0	827,132	0	
1.4.091.01.070.01 - LRVS: LIGHT RAIL VEHICLES RFP [34B]	1,325,000	1,319,773	1,326	0	1,319,773	5,227	
1.4.091.01.070.01 - LRVS: LRV PROCUREMENT ODC	25,000	0	0	0	0	25,000	
1.4.091.01.070.01 - LRVS: LRV PROCUREMENT	11,131,868	0	0	0	0	11,131,868	
1.4.091.97.070.01 - LRVA:AC: VEHICLES ALLOC CONTI	13,076,653					13,076,653	19
TOTAL VEHICLES	26,385,653	2,146,905	1,326	0	2,146,905	24,238,748	

[A] Cost Account Description	BUDGET	ACTUAL COSTS				[G] VARIANCE (B - F)	COST REPORT NOTES
	[B] May 2015 Budget (YOE)	[C] PRIOR MONTH Total	[D] PRIOR MONTH Monthly	[E] CURRENT Monthly	[F] CURRENT Total		
1.5.015.01.060.01 - RE: EASEMENT ACQUISIT	400,000	322,939	0	0	322,939	77,061	
1.5.015.01.060.01 - RE: REAL EST SITE ACQ	18,474,878	14,307,667	0	0	14,307,667	4,167,211	
1.5.015.01.060.01 - RE: REAL ESTATE	750,000	753,466	4,998	6,247	759,713	(9,713)	
1.5.015.01.060.01 - RE: REC & PARK MOU	6,987,624	6,987,624	0	0	6,987,624	0	
1.5.015.01.060.01 - RE:-DEPT OF TRANSPOR	5,000,000	2,584,000	0	102,000	2,686,000	2,314,000	
1.5.015.01.060.01 - RE:-LICENSES FEES	400,000	381,311	0	0	381,311	18,689	
1.5.015.97.060.01 - RE:A:AC: RE: REAL ESTATE ALLO	1,000,000					1,000,000	
1.5.023.01.060.01 - ATTY:REAL ES	2,212,882	2,469,421	0	0	2,469,421	(256,539)	
1.5.101.01.060.02 - RES.RELO: RELOCATION COST	1,275,200	1,303,287	0	(11,286)	1,292,001	(16,801)	
1.5.102.01.060.02 - COMM.RELO-RELOC COMMERCIAL	905,311	584,194	0	0	584,194	321,117	
TOTAL ROW, LAND, EXISTING IMPROVEMENTS	37,405,895	29,693,910	4,998	96,961	29,790,871	7,615,024	
90 - CONTINGENCY	80,473,077					80,473,077	
1.7.500.91.090.00 - UNALLOCATED CONTINGENCY	9,519,456					9,519,456	52
TOTAL ALLOCATED CONTINGENCY	70,953,621					70,953,621	
TOTAL PROJECT COST	1,578,300,001	785,278,346	12,839,215	11,212,322	796,490,668	769,347,071	

7.1 Program Project Budget	
1	The Central Subway Project (CSP) (SFMTA Capital Program CPT 544) is defined in the FTA-SFMTA October 2012 Full Funding Grant Agreement with a budget of \$1.578 billion.
2	The TBM Retrieval Shaft Relocation (SFMTA Capital Program CPT 690) is one of four capital projects that is related to CSP. These projects are reported for background information as needed outside of the main body of the Project Monthly Progress Report.
3	The Chinatown Plaza (CPT 718) is for Chinatown Station enhancement capital project. The project has funding outside of the Central Subway Project. The construction is carried out in Contract 1300 Contract Modifications.
4	CPT 665 is a Real Estate project to relocation in compliance with California regulations for business relocations but outside of the Central Subway Project as defined by the FTA FFGA.
5	CPT 705 is an SFMTA capital improvement between the Agency and community stakeholders outside of the Central Subway Project.
6	Utility company reimbursements (Form B) result in funds received for work carried out on behalf of utilities concurrent to CSP work to achieve efficiencies.
7	PG&E Power Feed reimbursement funds are the refunds from PG&E when completion of Stations construction and switch to permanent power.
8	BART Elevator funds are reimbursements for work carried out on behalf of BART to install BART Powell Street Station elevator.
9	The Tutor Perini - CAD Files funds are the result of payments by the contractor for project documentation not included in the contract.
10	SFPUC Sewer Main funds are reimbursements for work carried out on behalf of San Francisco PUC (includes 10% construction contingency).
11	SFPUC 24" Water Main funds are reimbursements for work carried out in Contract 1252 Contract Modification #41 on behalf of San Francisco PUC (includes construction management cost).
12	Traffic Effectiveness Project funded Contract Modification #40 for Culvert, Street & Sidewalk Restoration in North Beach are reimbursements for work carried out in Contract 1252 on behalf of SFMTA SSD.
13	SFPUC North Beach 24" Water Main Additional Work funds are reimbursements for work carried out in Contract 1252 Contract Modification #48 on behalf of San Francisco PUC (includes construction management cost).

7.4 Contingency Management Trend Report	
14	In Oct 2014 Report, updated Contract 1250 contract cost to segregate contract amount and contract modification amount. Note that September 2013 Supplemental Authorized Contingency "column f" did not include completed contract.
15	In Oct 2014 Report, updated Contract 1251 contract cost to segregate contract amount and contract modification amount. Note that September 2013 Supplemental Authorized Contingency "column f" did not include completed contract.

Connecting people. Connecting communities.

16	Contract 1252 Original Contract Value "column a" and Original Congency "column f" did not match September 2013 Supplemental due to Supplemental were used the revised value to reflect Contract Modifications #3-#18. Reduced Contract 1252 contingency to reflect CMod #20 for retrieval shaft relocation cost \$5.15M funded by CPT690, CMod #40 for Culvert, Street & Sidewalk Restoration cost \$694,651 funded by Traffic Effectiveness Project, and CMod #41 for install 24" Water Main in North Beach cost \$328,860 funded by SFPUC.
17	BART Elevator scope and SFPUC Sewer Main scope is in Contract 1300; effort will be funded by BART. In January 2015 Report, corrected Station Contract value to match awarded amount.
18	In April 2015 report, real estate budget stated in RAMP Rev5 is \$36.7M, including \$1M contingency. The cost workbook ROW & contingency budget reflects this with \$36,511,799 and \$1,000,000 respectively. Revised costbook ROW budget & contingency to be \$37,511,799. The \$4,265,478 Caltrans lease savings is used for ROW allocated contingency.
19	In Dec 2014 Report, redistributed LRV budget to reflect recent firm bid cost per vehicle (\$3,327,250/unit) from vehicle procurement contract award. (SFMTA Board meeting 15JUL14, calendar item #11). Vehicle line item total budget remains unchanged, redistributed fund by reducing base amount to \$13,309,000, column "c" and increased allocated contingency column "h", by same amount.
20	In Oct 2014 Report, made two corrections: i) revised Professional Services, Original Contract Value "column a" from \$310,518,041 to \$310,618,041, ii) revised Original Congency. "column f" unallocated contingency from \$3,883,481 to \$3,845,945. In April 2015 report, used \$500K program contingency for CS-175 Bayland Soil Process contract.
21	The total Central Subway Project budget of \$1.578 billion, based on the October 2012 FFGA with the FTA, is the primary MPR report reference.
22	Estimate at Completion is shown at Column "e".
23	Estimate at Completion vs. Budget variance is shown at Column "k".

7.5 Contract Modification/Trend Log - Contract 1300 Stations

24	Contract 1300 GEN Potential Changes cost were re-coding to Contract Work Packages
----	---

7.6 Budget Revisions: Report Sorted by Construction Packages

25	In Dec 2014 Report, reduced CN1252 allocated contingency by \$28K to excute Contract Modification #46, see Report 7.5 Detail Contingency Usage Report.
26	Program contingency increased by \$500,000. Refer to Report Notes #20.
27	Program contingency increased by \$5,265,478. Refer to Report Notes #18.
28	In Dec 2014 Report, redistributed LRV budget to reflect recent firm bid cost per vehicle (\$3,327,250/unit) from vehicle procurement contract award. (SFMTA Board meeting 15JUL14, calendar item #11). Vehicle line item total budget remains unchanged, redistributed fund by reducing base amount to \$13,309,000 and increased allocated contingency by same amount.
29	Program contingency decreased by \$500,000. Refer to Reports #20.

7.9 Detail Monthly Expenditure Report

Phase 1 Preliminary Engineering	
30	Famis cost for Preliminary Engineering (PE) is \$48,210,903.71. Cost Report for Preliminary Engineering (PE) is \$46,542,060. Some Design cost reported in Famis were moved to Design Phase, refer to Notes #19 and #20.
Phase 2 Design Phase	
31	Famis cost adjustment to transfer Project Management cost from July 2013 to Phase 3 Construction Phase.
32	Famis Phase 1 PE Index Code: 357906.CPT5441112 cost is \$10,222,939 \$8,949,300 is reported in Cost Report Phase 1 PE and the balance of \$1,273,639 is reported in Phase 2 Design.
33	1.2.021.01.080.03 - FD:CTYCO-ARTS COMMISSION [357909ART001.CPT5441227]: FAMIS: \$1,425,167 Cost Report: \$1,425,167 cost is reported in Phase 2 Design, 1.2.021.01.080.03 Cost Transfer: Remaining cost is reported in Phase 3 Construction, 1.3.021.01.080.03 - ARTS:CTYCO-ARTS COMMISSION [357909ART001.CPT5441227]
34	1.2.055.01.080.02 - FD:ODCs - 651 BRANNAN STREET [35CPT5441241.CPT5441241]: FAMIS: \$2,294,910 Cost Report: \$2,294,910 1.2.055.01.080.02 Cost Transfer: Future costs to be allocated to 1.3.055.01.080.02 - FD:ODCs - 651 BRANNAN STREET [35CPT5441241.CPT5441241]
35	1.2.063.01.080.03 - AECOM.CS149 OM-EPC JV CS149-PM [68CPT544133D.CPT544133D]: FAMIS: \$4,698,167 Cost Report: \$4,698,167 on 1.2.063.01.080.03 Cost Transfer: Future costs to 1.3.063.01.080.03 - AECOM.CS149 OM-EPC JV CS149-PM [68CPT544133D.CPT544133D]
36	AVA Cost \$395,204 is reported in Phase 2 Final Design 1.2.066.01.080.03
37	1.2.071.01.080.02 - FD:FINAL DESIGN-DP1 [35CPT5441232.CPT5441232]: FAMIS: \$5,608,147 Cost Report: \$5,469,336 Cost Transfer: \$138,811 to 1.3.071.01.080.04 - FD:FINAL DESIGN-DP1 [35CPT5441232.CPT5441232]
38	1.2.072.01.080.02 - FD:FINAL DESIGN-DP2 [35CPT5441233.CPT5441233]: FAMIS: \$26,268,511 COST REPORT: \$26,220,609 COST TRANSFER: \$47,902 to 1.3.072.01.080.04 - FD:FINAL DESIGN-DP2 [35CPT5441233.CPT5441233]

39	1.2.073.01.080.02 - FD:FINAL DESIGN-DP3 [35CPT5441236.CPT5441236]: FAMIS: \$11,502,372 COST REPORT: \$11,432,312 COST TRANSFER: \$70,060 to 1.3.073.01.080.04 - CM: DP3 [35CPT5441236.CPT5441236]
----	--

Phase 3 CONSTRUCTION PHASE	
40	1.3.021.01.080.03 - ARTS:CTYCO-ARTS COMMISSION [357909ART001.CPT5441227]: FAMIS: \$1,525,982 Cost Report: \$1,425,167 1.2.021.01.080.03 Cost Transfer: any future costs to 1.3.021.01.080.03
41	1.3.055.01.080.02 - FD:ODCs - 651 BRANNAN STREET [35CPT5441241.CPT5441241]: FAMIS: \$2,294,910 Cost Report: \$2,294,910 1.2.055.01.080.02 - FD:ODCs - 651 BRANNAN STREET [35CPT5441241.CPT5441241] Cost Transfer: Future costs to be allocated to 1.3.055.01.080.02
42	1.3.063.01.080.03 - AECOM.CS149 OM-EPC JV CS149-PM [68CPT544133D.CPT544133D]: FAMIS: \$4,698,167 Cost Report: \$4,698,167 on 1.2.063.01.080.03 Cost Transfer: Future costs to 1.3.063.01.080.03 - AECOM.CS149 OM-EPC JV CS149-PM [68CPT544133D.CPT544133D]
43	Used \$500K program contingency for CS-175 Bayland Soil Process contract. Refer to Report Notes #20.
44	1.3.071.01.080.04 - FD:FINAL DESIGN-DP1 [35CPT5441232.CPT5441232]: FAMIS: \$5,608,147 Cost Report: \$5,469,336 Cost Transfer: \$138,811 to 1.3.071.01.080.04 - FD:FINAL DESIGN-DP1 [35CPT5441232.CPT5441232]
45	1.3.072.01.080.04 - FD:FINAL DESIGN-DP2 [35CPT5441233.CPT5441233]: FAMIS: \$26,268,511 COST REPORT: \$26,220,609 COST TRANSFER: \$47,902 to 1.3.072.01.080.04 - FD:FINAL DESIGN-DP2 [35CPT5441233.CPT5441233]
46	Contract 1251 Final cost is \$20,794,582.
47	Revised Contract 1252 allocated contingency SCC code from 040.08 to 010.07.
48	Revised Contract 1300/UMS allocated contingency SCC code from 040.08 to 020.03.
49	Revised Contract 1300/CTS allocated contingency SCC code from 040.08 to 020.03.
50	Revised Contract 1300/YBM allocated contingency SCC code from 040.08 to 020.03.
51	Revised Contract 1300/STS allocated contingency SCC code from 040.08 to 020.01.
52	Increase Program contingency \$1,023,508. Refer to Report Notes #11 and #12. Program contingency decreased by \$500,000. Refer to Report Notes #20.

Appendix B

DETAIL SCHEDULE REPORTS

SCHEDULE HIGHLIGHTS

The Master Project Schedule (MPS) below includes progress through May 31, 2015.

The MPS continues to forecast the Revenue Service Date of December 26, 2018.

The controlling critical (longest) path of the MPS runs through CTS succeeded by Commissioning and Pre-Revenue Activities to the Baseline Finish and Revenue Service Date. See Appendix B – Longest Path.

The Schedule Contingency is 4.8 months on the critical path of the MPS, which is below the Minimum Schedule Contingency level of 8 months. Revisions to the Schedule Contingency minimum levels have been developed and reviewed by FTA. Revisions to schedule contingency minimum levels have been reevaluated utilizing the approved Contract 1300 baseline schedule and found to be consistent with previous results. A re-evaluation is now required, utilizing the updated Contract 1300 Schedule to justify any revisions to current minimums.

The 1300 Contractor submitted the fourth Schedule Update (thru March 2015), indicating the same 6 month late finish as shown in the prior updates. All updates have been rejected and require resubmission. The 1300 Contractor continues address key critical activities to recover lost time and improve schedule performance. Review of schedule update as well as identifying recovery options is ongoing.

Contract 1252 Tunnels:

The 1252 construction management team is working with the 1252 Contractor to ensure all of the requirements of Final Completion are achieved. Contract Closeout and punch list activities are ongoing to close out the remaining work.

Contract Milestones	Required Finish	APR 2015 Finish	MAR 2015 Finish	Ahead/ Behind Requirement
Contract 1252 Tunnel Substantial Completion	15-Apr-15	15-Apr-15	15-Apr-15	(0) CD

Contract 1252 has performed the following work this period:

- Complete remaining punch list items
- Final Completion is on May 15, 2015

Contract 1252 will perform the following work next month:

- Administrative closeout contract

Contract 1300 - WP1253 UMS / WP1254R CTS / WP1255 YBM / WP1256 STS:

Contract 1300 schedule currently shows a summary version of Tutor Perini Corporation's (TPC)

preliminary Baseline and Bid Schedule. This summary 1300 schedule will be replaced with Tutor’s approved Baseline Schedule and monthly update schedule. Update Schedule is currently under SFMTA review. The Update Schedule will be incorporated into master program schedule if the major review comments are incorporated.

Contract 1300 has several interface points with Contract 1252. The timing of these interface points correlate to when the NTP was issued for Contract 1300. This table represents the current status of these interface points with respect to the Contract 1252 update. The 1300 Contractor is not ready to access the tunnel used by Contract 1252. The tunnel access from Contract 1252 is not expected to impact Contract 1300. The current completion date of the Contract 1252 is shown in the table below.


Interface Points	CN1300 Requirement	CN 1252 APR15 Update	Variance	
Tunnel Portal Completion 1252 Tunnel Final Completion	24-Sep-15	15-May-15	132	CD

Work Package P-1254R (CTS) has performed the following work this month:

- Surface Level Slab complete
- Install surface settlement points on Stockton Street
- Pothole dewatering wells on Stockton Street
- Install inclinometers on Stockton Street
- Relocate 12 inch water line at North Egress Shaft

Work Package P-1254R (CTS) will perform the following work next month

- Complete battered inclinometers on Stockton Street
- Install dewatering wells on Stockton Street
- Backfill Headhouse1-3 line, relocate utilities under Washington Street
- Backfill surface slab at Washington Street
- Install service crane

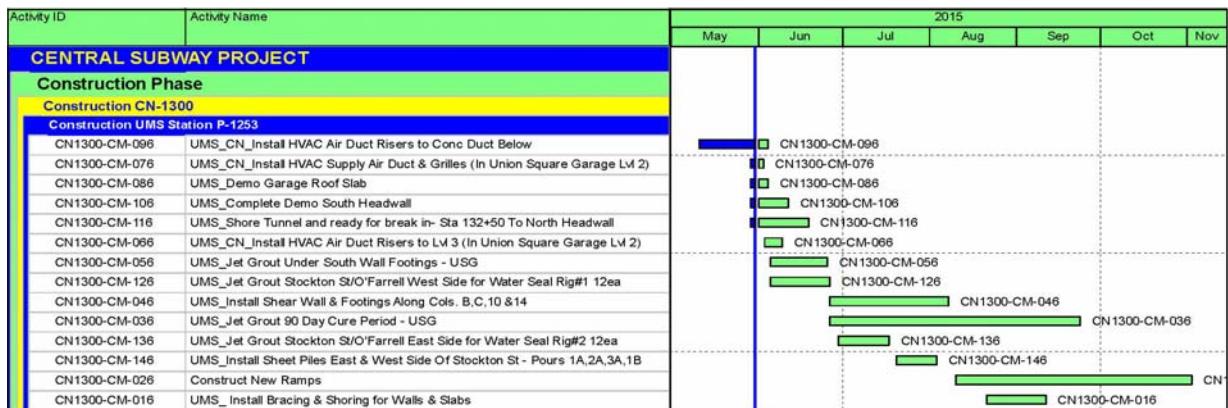


Work Package P-1253 (UMS) has performed the following work this month:

- Continued demolition of Bart Annex on Ellis Street
- Installed I beams for roof installation between Maiden Lane and Geary Street and at Ellis Street
- Continued production and test jet grouting on the east and west sides of Stockton Street
- Continued installing and testing Tiebacks for Union Square Garage demolition
- Began Union Square Garage demolition
- Began drilling for compensation grout pipe installation

Work Package P-1253 (UMS) will perform the following work next month:

- Street closures: Stockton Street between Ellis and Post and Ellis halfway, Stockton to Powell. Alternate lane configuration on O'Farrell at Stockton. Narrowing of Geary to 1 lane at Stockton
- Union Square Garage – demolition, tieback installation, and utility work
- North Concourse - install decking, concrete for roof deck and reroute of ductbanks and waterline
- Continue jet grouting operations on East and West sides of Stockton Street between Geary and O'Farrell Streets
- Install I beams for roof installation between Maiden Lane and Geary Street
- Demolition and roof deck installation operations at Ellis Street Annex

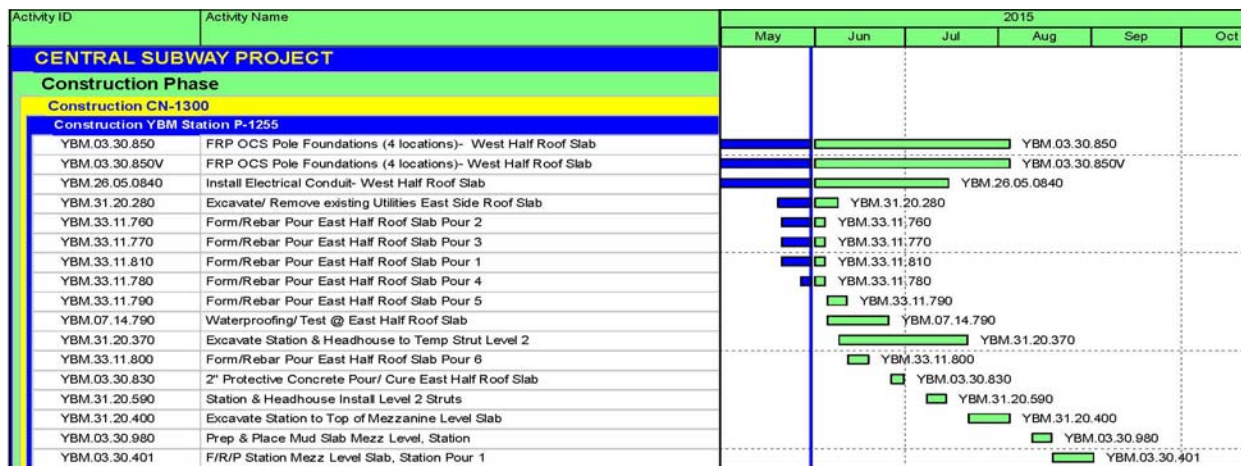


Work Package P-1255 (YBM) has performed the following work this month:

- Traffic flowing on west side of 4th Street with east side work area closed for roof and utility construction
- East side surface slab construction is in progress (three segments, TPC sections 4, 5, 6 south to north) - rebar installation in section 4 is in progress, roadway section removal and excavation in section 5 is in progress
- Backfill over portion of headhouse beneath Clementina Street is in progress
- Utility installation at 4th and Howard (sewer mains) and at 4th and Folsom (culvert) is in progress
- Headhouse excavation is in progress
- Archaeological monitoring is in progress

Work Package P-1255 (YBM) will perform the following work next month:

- East side surface slab construction (three segments, TPC sections 4, 5, 6 south to north), concrete placement in sections 4 and 5
- Headhouse dewatering, excavation to strut level 1

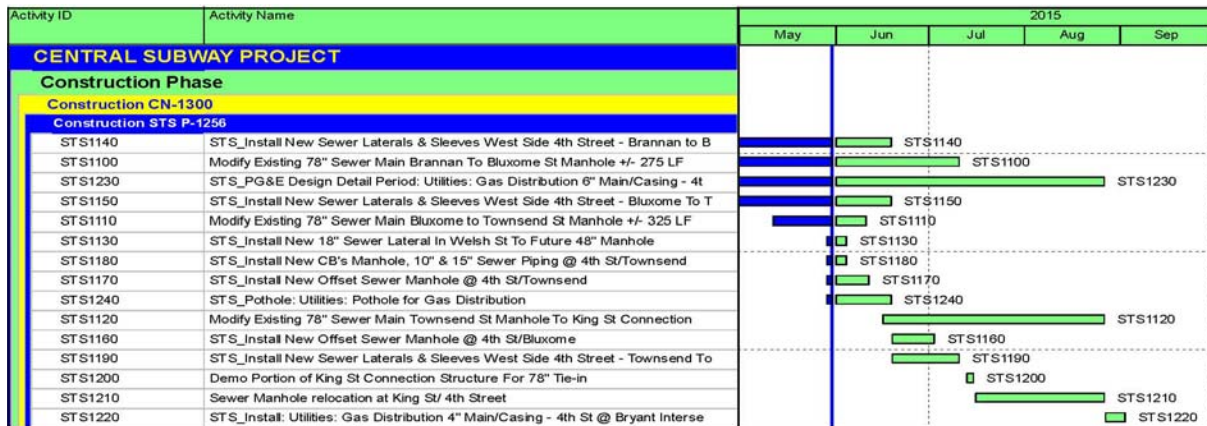


Work Package P-1256 (STS) has performed the following work this month:

- Contractor continue progressing toward 100% design of 48” sewer and 36” sewer force main
- Continue Muni ductbank installation
- Continue 78” sewer rehabilitation

Work Package P-1256 (STS) will perform the following work next month:

- Continue 78” sewer rehabilitation
- Continue MRY ductbank and vault installation



SCHEDULE REVISIONS

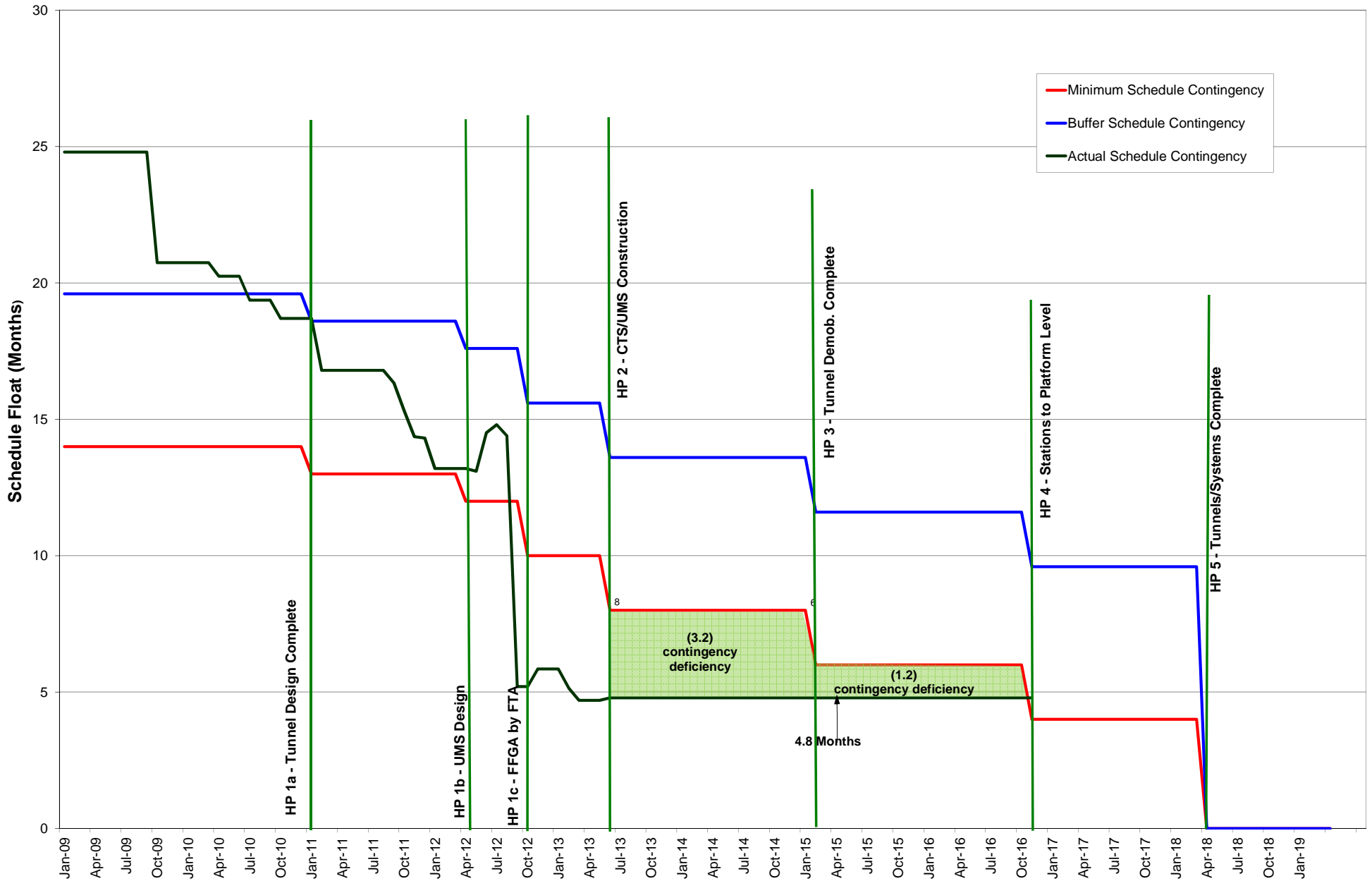
Activities were added to the Interim CN-1300 Schedule to show addition schedule details in the current reporting period.

LIST OF SCHEDULE REPORTS

- 1.1. Schedule Contingency Drawdown
- 1.2. Master Summary Schedule
- 1.3. Program Critical Path Schedule
- 1.4. Construction Contract Summary Schedule
- 1.5. Detail Schedule for Remaining Work

CENTRAL SUBWAY PROJECT Schedule Contingency Drawdown

MAY 2015



Activity ID	Activity Name	Original Duration	Start	Finish	2015			2016				2017				2018				2019				2020		
					Q2	Q3	Q4	Q1	Q2	Q3	Q4	Q1	Q2	Q3	Q4	Q1	Q2	Q3	Q4	Q1	Q2	Q3	Q4	Q1	Q2	Q3
CENTRAL SUBWAY PROJECT					CENTRAL SUBWAY PROJECT																					
Program Level Milestones					Program Level Milestones																					
PJD1000	Central Subway Project Start	0	03-Jun-03 A																							
MS0004A	Tunnel Excavation Complete - Project Milestone #4A	0		05-Sep-14 A	Tunnel Excavation Complete - Project Milestone #4A																					
MS0019	Baseline Finish Date: 12-26-2018	0		26-Dec-18*	Baseline Finish Date: 12-26-2018																					
MS0009	CSP Revenue Service Date	0		26-Dec-18*	CSP Revenue Service Date																					
Preliminary Engineering Phase																										
Final Design																										
Light Rail Vehicles					Light Rail Vehicles																					
Real Estate					Real Estate																					
Construction Phase					Construction Phase																					
Construction Support and Costs					Construction Support and Costs																					
Construction Utility Contract #1- MOS & Portal CN-1250																										
Construction Utility Contract #2 - UMS CN-1251																										
Construction Tunnels CN-1252					Construction Tunnels CN-1252																					
Construction CN-1300					Construction CN-1300																					
CN- 1300 Milestone					CN- 1300 Milestone																					
Construction UMS Station P-1253					Construction UMS Station P-1253																					
Construction CTS Station P-1254R					Construction CTS Station P-1254R																					
Construction YBM Station P-1255					Construction YBM Station P-1255																					
Construction STS P-1256					Construction STS P-1256																					
UMS-1253 Contract Modification					UMS-1253 Contract Modification																					
Project Start Up					Project Start Up																					
Unallocated Contingency					Unallocated Contingency																					
CO1.700	Cost Activity Unallocated Contingency (LOE) - 1.7.500.99.090.00 - Contingency	219	12-Feb-18	26-Dec-18	Cost Activity Unallocated Contingency (LOE) - 1																					

Activity ID	Activity Name	Original Duration	Start	Finish	Total Float	2015		2016				2017				2018				2019				2020				2021					
						Q2	Q3	Q4	Q1	Q2	Q3	Q4	Q1	Q2	Q3	Q4	Q1	Q2	Q3	Q4	Q1	Q2	Q3	Q4	Q1	Q2	Q3	Q4	Q1	Q2			
Program Level Milestones						175	13-Apr-18	26-Dec-18	0																								
HldPt5	Systems Complete	0		13-Apr-18	0	◆ Systems Complete																											
MS0019	Baseline Finish Date: 12-26-2018	0		26-Dec-18*	0	◆ Baseline Finish Date: 12-26-2018																											
MS0009	CSP Revenue Service Date	0		26-Dec-18*	0	◆ CSP Revenue Service Date																											
CN- 1300 Milestone						44	12-Feb-18	13-Apr-18	0																								
BUF1017	STS Buffer Float- (44)	44	12-Feb-18	13-Apr-18	0	■ STS Buffer Float- (44)																											
Construction CTS Station P-1254R						1221	09-Oct-14 A	10-Feb-18	0																								
CTS1040	CTS Excavate Headhouse & Bracing	128	09-Oct-14 A	30-Jun-15	0	■ CTS Excavate Headhouse & Bracing																											
CTS1050	CTS SEM & Install Supports	406	01-Jun-15	19-Jan-17	0	■ CTS SEM & Install Supports																											
CTS1080	CTS Headhouse Structural Concrete / Remove Bracing	60	14-Dec-16	21-Mar-17	0	■ CTS Headhouse Structural Concrete / Remove Bracing																											
CTS1100	CTS Install M/E/P	145	22-Mar-17	16-Oct-17	0	■ CTS Install M/E/P																											
CTS1120	CTS Start Up & Testing	96	17-Oct-17	10-Feb-18	0	■ CTS Start Up & Testing																											
CTS0030	CTS P-1254R Commissioning Completion	0		10-Feb-18	0	◆ CTS P-1254R Commissioning Completion																											
Construction STS P-1256						88	26-Oct-17	10-Feb-18	0																								
STS1090	STS Startup & Testing- Tunnel & ATSC Systems	88	26-Oct-17	10-Feb-18	0	■ STS Startup & Testing- Tunnel & ATSC Systems																											
Project Start Up						175	16-Apr-18	26-Dec-18	0																								
STU1010	S&S Certification / Pre-Revenue Activities	115	16-Apr-18	27-Sep-18	0	■ S&S Certification / Pre-Revenue Activities																											
BUF0018	Muni Float	60	28-Sep-18	26-Dec-18	0	■ Muni Float																											

Activity Name	Original Duration	Start	Finish	2012				2013				2014				2015				2016				2017				2018			
				Q1	Q2	Q3	Q4	Q1	Q2	Q3	Q4	Q1	Q2	Q3	Q4	Q1	Q2	Q3	Q4	Q1	Q2	Q3	Q4	Q1	Q2	Q3	Q4	Q1	Q2	Q3	Q4
CENTRAL SUBWAY PROJECT	1744	08-Jun-11 A	11-May-18																												
Construction Phase	1744	08-Jun-11 A	11-May-18																												
Construction Tunnels CN-1252	1357	08-Jun-11 A	01-Jun-15																												
1252 Tunnel Contract BIH	1357	08-Jun-11 A	01-Jun-15																												
Contract Milestones	1437	08-Jun-11 A	15-May-15 A																												
General Conditions	1187	01-Aug-11 A	15-May-15 A																												
4th & Bryant St TBM Launch Box Construction	442	30-Mar-12 A	02-Jun-14 A																												
Moscone Station Headwalls	446	14-May-12 A	20-Sep-13 A																												
UMS Station Headwalls	456	24-Jul-12 A	22-Nov-13 A																												
UMS - Remove Geary to Ellis OCS	5	24-Jul-12 A	26-Jul-12 A																												
UMS - Setup Traffic Control for Headwall Construction	1	30-Jul-12 A	30-Jul-12 A																												
North Headwall	367	27-Feb-13 A	22-Nov-13 A																												
South Headwall	424	31-Jul-12 A	22-Nov-13 A																												
4th St and Market Compensation Grouting	710	28-Jan-13 A	30-Apr-15 A																												
Southbound Tunneling	462	27-Apr-13 A	13-Oct-14 A																												
Ellis St Compensation Grouting	532	31-Jul-12 A	09-May-14 A																												
Green St Compensation Grouting	261	05-Aug-13 A	30-Jun-14 A																												
Retrieval Shaft	1047	31-Oct-11 A	20-Mar-15 A																												
Cross Passage 1-5	313	22-Mar-14 A	16-Apr-15 A																												
Cross Passage 1	79	14-Jun-14 A	12-Sep-14 A																												
Cross Passage 2	123	10-May-14 A	09-Sep-14 A																												
Cross Passage 3	129	31-Mar-14 A	28-Aug-14 A																												
Cross Passage 4	98	22-Mar-14 A	31-Jul-14 A																												
Cross Passage 5	289	31-May-14 A	16-Apr-15 A																												
Portal Structure	209	02-Sep-14 A	15-Apr-15 A																												
Contract Close Out	269	03-Mar-14 A	01-Jun-15																												
Construction CN-1300	1386	17-Jun-13 A	11-May-18																												
CN- 1300 Milestone	1790	17-Jun-13 A	11-May-18																												
Construction UMS Station P-1253	1790	17-Jun-13 A	11-May-18																												
Construction CTS Station P-1254R	2015	17-Jun-13 A	11-May-18																												
Construction YBM Station P-1255	1234	17-Jun-13 A	11-May-18																												
Construction STS P-1256	1234	17-Jun-13 A	11-May-18																												
UMS-1253 Contract Modification	533	13-Sep-13 A	31-May-15																												

Activity ID	Activity Name	Original Duration	Start	Finish	Total Float	2015												2016				2017				2018				2019				2020				2021								
						Q2			Q3			Q4			Q1		Q2		Q3		Q4		Q1		Q2		Q3		Q4		Q1		Q2		Q3		Q4		Q1		Q2		Q3		Q4	
CENTRAL SUBWAY PROJECT						3036	01-Dec-08 A	30-Dec-20	0																																					
Program Level Milestones						2041	31-May-15	30-Dec-20	0																																					
MS0005	50% through Construction Project - Milestone #5	0		31-May-15*	1216	◆ 50% through Construction Project - Milestone #5																																								
HldPt3	Tunnel Demobilization Complete	0		24-Jul-15	5	◆ Tunnel Demobilization Complete																																								
HldPt4	Stations to Platform Level	0		18-Nov-16*	85	◆ Stations to Platform Level																																								
MS0006	75% through Construction - Project Milestone #6	0		19-Jan-17*	616	◆ 75% through Construction - Project Milestone #6																																								
MS0007	90% through Construction - Project Milestone #7	0		06-Dec-17*	295	◆ 90% through Construction - Project Milestone #7																																								
STU1030	Accept CSP Funded LRVs	0		12-Feb-18	219	◆ Accept CSP Funded LRVs																																								
HldPt5	Systems Complete	0		13-Apr-18	0	◆ Systems Complete																																								
MS0008	Construction Complete	0		11-May-18	139	◆ Construction Complete																																								
MS0019	Baseline Finish Date: 12-26-2018	0		26-Dec-18*	0	◆ Baseline Finish Date: 12-26-2018																																								
MS0009	CSP Revenue Service Date	0		26-Dec-18*	0	◆ CSP Revenue Service Date																																								
MS0010	Grant Closeout - CSP Complete	0		30-Dec-20	0	◆ Grant Closeout																																								
Light Rail Vehicles						2060	15-Apr-13 A	04-Dec-18	22																																					
LRV1400	LRV Vendor Selection - 1.4.091.01.070.01 - Physical	305	15-Apr-13 A	05-Jun-15	14	LRV Vendor Selection - 1.4.091.01.070.01 - Physical																																								
LRV1405	VL R Vendor Selection Payment 2	255	06-Jun-15	08-Mar-16	20	VL R Vendor Selection Payment 2																																								
LRV1410	LRV Design Specification - 1.4.091.01.070.01 - Physical	53	09-Mar-16	20-May-16	14	LRV Design Specification - 1.4.091.01.070.01 - Physical																																								
LRV1420	LRV Manufacture / Assemble - 1.4.091.97.070.01 - Contingency	252	23-May-16	19-May-17	14	LRV Manufacture / Assemble - 1.4.091.97.070.01 - Contingency																																								
LRV1430	LRV Manufacture / Assemble - 1.4.091.01.070.01 - Physical	252	23-May-16	19-May-17	14	LRV Manufacture / Assemble - 1.4.091.01.070.01 - Physical																																								
MS-LRV	LRV Delivery	0		04-Dec-18	14	◆ LRV Delivery																																								
Real Estate						4051	01-Dec-08 A	31-Jan-20	334																																					
CO1.510	Acquisitions, Appraisals, Relocation Consultant Cost Activity (LOE)	1631	01-Dec-08 A	01-Jun-15	681	Acquisitions, Appraisals, Relocation Consultant Cost Activity (LOE)																																								
CO1.520	Real Estate Residential Relocation Cost Activity (LOE)	1631	01-Dec-08 A	29-Jun-15	660	Real Estate Residential Relocation Cost Activity (LOE)																																								
CO1.521	Real Estate Commercial Relocation Cost Activity (LOE)	981	05-Jul-11 A	01-Jun-15	681	Real Estate Commercial Relocation Cost Activity (LOE)																																								
CO1.530	Contingency Cost Activity (LOE)	353	02-Jan-14 A	29-Jun-15	660	Contingency Cost Activity (LOE)																																								
Complete RE Processing Tunnel CP-1252						1990	01-Feb-12 A	31-Jan-20	230																																					
REA10090	Caltrans Lease	1990	01-Feb-12 A	31-Jan-20	230	Caltrans Lease																																								
Complete RE Processing CTS Station P-1254R						1432	01-Aug-10 A	31-May-15	988																																					
(211-011) Chinatown						1432	01-Aug-10 A	31-May-15	988																																					
Tenant Relocation (933 Stockton)						1432	01-Aug-10 A	31-May-15	988																																					
REA3165	933 Stockton, Unit 10 - Tenant Relocated	1277	01-Aug-10 A	31-May-15	988	933 Stockton, Unit 10 - Tenant Relocated																																								
REA3145	933 Stockton, Unit 9A - Tenant Relocated	1277	01-Apr-11 A	31-May-15	988	933 Stockton, Unit 9A - Tenant Relocated																																								
REA3155	933 Stockton, Unit 9B - Tenant Relocated	1277	15-Apr-11 A	31-May-15	988	933 Stockton, Unit 9B - Tenant Relocated																																								
REA3215	933 Stockton, Unit 16 - Tenant Relocated	1277	01-May-11 A	31-May-15	988	933 Stockton, Unit 16 - Tenant Relocated																																								
REA3075	933 Stockton, Unit 3B - Tenant Relocated	1277	09-May-11 A	31-May-15	988	933 Stockton, Unit 3B - Tenant Relocated																																								
REA3135	933 Stockton, Unit 8 - Tenant Relocated	1277	01-Jun-11 A	31-May-15	988	933 Stockton, Unit 8 - Tenant Relocated																																								
REA3055	933 Stockton, Unit 2 - Tenant Relocated	1277	01-Aug-11 A	31-May-15	988	933 Stockton, Unit 2 - Tenant Relocated																																								
REA3085	933 Stockton, Unit 4 - Tenant Relocated	1277	01-Sep-11 A	31-May-15	988	933 Stockton, Unit 4 - Tenant Relocated																																								
REA3115	933 Stockton, Unit 7A - Tenant Relocated	1277	14-Sep-11 A	31-May-15	988	933 Stockton, Unit 7A - Tenant Relocated																																								
REA3225	933 Stockton, Unit 17 - Tenant Relocated	1277	19-Sep-11 A	31-May-15	988	933 Stockton, Unit 17 - Tenant Relocated																																								
REA3065	933 Stockton, Unit 3A - Tenant Relocated	1277	01-Nov-11 A	31-May-15	988	933 Stockton, Unit 3A - Tenant Relocated																																								
REA3175	933 Stockton, Unit 11 - Tenant Relocated	1277	01-Nov-11 A	31-May-15	988	933 Stockton, Unit 11 - Tenant Relocated																																								
REA3195	933 Stockton, Unit 14 - Tenant Relocated	1277	09-Nov-11 A	31-May-15	988	933 Stockton, Unit 14 - Tenant Relocated																																								
REA3605	933 Stockton, Unit 1 - Tenant Relocated	1277	01-Dec-11 A	31-May-15	988	933 Stockton, Unit 1 - Tenant Relocated																																								
Construction Phase						2349	04-Jan-10 A	10-May-19	411																																					
Construction Support and Costs						3406	04-Jan-10 A	10-May-19	600																																					
Construction Tunnels CN-1252						166	05-Sep-14 A	24-Jul-15	117																																					
1252 Tunnel Contract BIH						1	01-Jun-15	01-Jun-15	-13																																					
Contract Close Out						1	01-Jun-15	01-Jun-15	-13																																					

Activity ID	Activity Name	Original Duration	Start	Finish	Total Float	2015				2016				2017				2018				2019				2020				2021					
						Q2	Q3	Q4	Q1	Q2	Q3	Q4	Q1	Q2	Q3	Q4	Q1	Q2	Q3	Q4	Q1	Q2	Q3	Q4	Q1	Q2	Q3	Q4	Q1	Q2	Q3	Q4			
TUN-13-2080	Demobilization - Transfer Site to Subsequent Contractor(s)	1	01-Jun-15	01-Jun-15	-13																														
1252 Contingency, Interfaces, & Buffer Float						228	05-Sep-14 A	24-Jul-15	174																										
CO1.3.08300	CN 1252 Tunnel Contingency Cost Activity (LOE)	188	05-Sep-14 A	30-Apr-15		CN 1252 Tunnel Contingency Cost Activity (LOE)																													
BUF0007	TUN Buffer Float No. 7 to Stations UMS	95	30-Sep-14 A	24-Jul-15	5	TUN Buffer Float No. 7 to Stations UMS																													
TUN1180	CN 1252 Substantial Completion - CN 1252 & Master Schedule Interface	0	30-Apr-15 A	31-May-15	229	CN 1252 Substantial Completion - CN 1252 & Master Schedule Interface																													
TUN9990	CP-5 Complete- CN 1252 & Master Schedule Interface	0	30-Apr-15 A	31-May-15	62	CP-5 Complete- CN 1252 & Master Schedule Interface																													
TUN1190	CN 1252 Closeout Complete- CN 1252 & Master Schedule Interface	0	30-Apr-15 A	31-May-15	229	CN 1252 Closeout Complete- CN 1252 & Master Schedule Interface																													
BUF1047	TUN Buffer Float No. 7.75 to Stations YBM	0	30-Apr-15 A	01-Jun-15	44	TUN Buffer Float No. 7.75 to Stations YBM																													
Construction CN-1300						1234	17-Jun-13 A	11-May-18	660																										
CN- 1300 Milestone						1790	17-Jun-13 A	11-May-18	139																										
FDS2330	CN 1300- UMS, CTS, YBM, & STS Req'd Substantial Completion (1700 CD from NTP)	1700	17-Jun-13 A	10-Feb-18	1	CN 1300- UMS, CTS, YBM, & STS Req'd Substantial Completion (1700 CD from NTP)																													
UMS2100	CN 1300- UMS & YBM Req'd- Tunnel Interface Complete (620 CD from NTP)	620	17-Jun-13 A	31-May-15	64	CN 1300- UMS & YBM Req'd- Tunnel Interface Complete (620 CD from NTP)																													
CTS2120	CN 1300- CTS Req'd -Tunnel Interface Complete (450 CD from NTP)	450	17-Jun-13 A	31-May-15	23	CN 1300- CTS Req'd -Tunnel Interface Complete (450 CD from NTP)																													
STS10020	CN 1300- STS Req'd Tunnel Portal Completion (830 CD from NTP)	830	17-Jun-13 A	24-Sep-15	112	CN 1300- STS Req'd Tunnel Portal Completion (830 CD from NTP)																													
STS1500	CN 1300 Substantial Completion	0		10-Feb-18	1	CN 1300 Substantial Completion																													
STS1510	CN 1300 Checklist and Closeout	90	11-Feb-18	11-May-18	139	CN 1300 Checklist and Closeout																													
BUF1017	STS Buffer Float- (44)	44	12-Feb-18	13-Apr-18	0	STS Buffer Float- (44)																													
STS1520	CN 1300 Final Completion	0		11-May-18	139	CN 1300 Final Completion																													
Construction UMS Station P-1253						1579	14-Jan-14 A	11-May-18	964																										
UMS1020	UMS Guidewalls, Piles, Jet Grout, and Roof	320	14-Jan-14 A	17-Jul-15	10	UMS Guidewalls, Piles, Jet Grout, and Roof																													
BID-COST01	UMS All Location Cost (LOE)	487	21-Jul-14 A	01-Jun-15	1405	UMS All Location Cost (LOE)																													
UMS.31.32.100.1a	UMS_Jet Grout Piles - Stockton St East/West Side for Water Seal Rig#1 Pour 1A	12	05-Jan-15 A	01-Jun-15	1395	UMS_Jet Grout Piles - Stockton St East/West Side for Water Seal Rig#1 Pour 1A																													
UMS1040	UMS Garage Demo and Install Structural Elements to Garage Permanent Operations	160	05-Jan-15 A	19-Aug-15	4	UMS Garage Demo and Install Structural Elements to Garage Permanent Operations																													
UMS.31.20.202.1b	UMS_Excavate To Compensation Grout Level - Sta 135+92 To Sta 136+28	1	02-Feb-15 A	01-Jun-15	1399	UMS_Excavate To Compensation Grout Level - Sta 135+92 To Sta 136+28																													
UMS.31.32.100.2a	UMS_Jet Grout Stockton St East/West Side for Water Seal Rig#2 Pour 2A	10	02-Feb-15 A	01-Jun-15	1395	UMS_Jet Grout Stockton St East/West Side for Water Seal Rig#2 Pour 2A																													
UMS.31.43.510.1b	UMS_Install Compensation Grouting Tubes - Armani Sta 135+92 to 136+28	2	02-Feb-15 A	03-Jun-15	1402	UMS_Install Compensation Grouting Tubes - Armani Sta 135+92 to 136+28																													
UMS.02.41.0375	UMS_Demo Sub-Basement Walls, Beams & Lagging - Stockton St- Maiden To Geary (West Side)	5	02-Feb-15 A	05-Jun-15	1400	UMS_Demo Sub-Basement Walls, Beams & Lagging - Stockton St- Maiden To Geary (West Side)																													
UMS.03.30.200.2b	UMS_UMS_Formwork/Rebar Roof Deck and Pile Cap - Sta 136+28 to Sta 136+64	5	27-Feb-15 A	01-Jun-15	1392	UMS_UMS_Formwork/Rebar Roof Deck and Pile Cap - Sta 136+28 to Sta 136+64																													
CN1300-CM-096	UMS_CN_Install HVAC Air Duct Risers to Conc Duct Below	5	11-May-15 A	04-Jun-15	1358	UMS_CN_Install HVAC Air Duct Risers to Conc Duct Below																													
CN1300-CM-076	UMS_CN_Install HVAC Supply Air Duct & Grilles (In Union Square Garage Lvl 2)	3	29-May-15 A	02-Jun-15	1294	UMS_CN_Install HVAC Supply Air Duct & Grilles (In Union Square Garage Lvl 2)																													
CN1300-CM-086	UMS_Demo Garage Roof Slab	5	29-May-15 A	04-Jun-15	1399	UMS_Demo Garage Roof Slab																													
CN1300-CM-106	UMS_Complete Demo South Headwall	5	29-May-15 A	11-Jun-15	1394	UMS_Complete Demo South Headwall																													
CN1300-CM-116	UMS_Shore Tunnel and ready for break in- Sta 132+50 To North Headwall	5	29-May-15 A	18-Jun-15	1389	UMS_Shore Tunnel and ready for break in- Sta 132+50 To North Headwall																													
UMS.03.30.205.2b	UMS_Place Concrete - Roof Deck and Pile Cap - Sta 136+28 to Sta 136+64	1	01-Jun-15	01-Jun-15	1392	UMS_Place Concrete - Roof Deck and Pile Cap - Sta 136+28 to Sta 136+64																													
UMS.23.34.0385	UMS_CN_Install HVAC Air Duct Risers to Conc Duct Below (In Union Square Garage Lvl 4)	5	01-Jun-15	05-Jun-15	1400	UMS_CN_Install HVAC Air Duct Risers to Conc Duct Below (In Union Square Garage Lvl 4)																													
UMS.23.31.0045	UMS_Install Temporary Ventilation & Utilities	6	01-Jun-15	08-Jun-15	1379	UMS_Install Temporary Ventilation & Utilities																													
UMS.02.41.1750	UMS_Install Temporary Vehicular Circulation at Union Garage	6	01-Jun-15	08-Jun-15	1379	UMS_Install Temporary Vehicular Circulation at Union Garage																													
UMS.23.34.0415	UMS_CN_Install Temporary HVAC Exhaust Duct (In Union Square Garage Lvl 4)	7	01-Jun-15	09-Jun-15	1398	UMS_CN_Install Temporary HVAC Exhaust Duct (In Union Square Garage Lvl 4)																													
1300 01 12 17 15b	Special Events: Post- Moratorium Coordination - Stockton Street	10	01-Jun-15*	12-Jun-15	1395	Special Events: Post- Moratorium Coordination - Stockton Street																													
UMS.31.32.105.1a	UMS_Jet Grout Piles Stockton St East/West Side for Water Seal Rig#1 Pour 1A	12	01-Jun-15	16-Jun-15	1366	UMS_Jet Grout Piles Stockton St East/West Side for Water Seal Rig#1 Pour 1A																													
UMS.03.30.210.2b	UMS_Cure Concrete - Roof Deck and Pile Cap - Sta 136+28 to Sta 136+64	5	01-Jun-15	08-Jun-15	1392	UMS_Cure Concrete - Roof Deck and Pile Cap - Sta 136+28 to Sta 136+64																													
UMS.31.32.100.3a	UMS_Jet Grout Stockton St East/West Side for Water Seal Rig#1 Pour 3A	9	02-Jun-15	12-Jun-15	1395	UMS_Jet Grout Stockton St East/West Side for Water Seal Rig#1 Pour 3A																													
CN1300-CM-066	UMS_CN_Install HVAC Air Duct Risers to Lvl 3 (In Union Square Garage Lvl 2)	5	03-Jun-15	09-Jun-15	1294	UMS_CN_Install HVAC Air Duct Risers to Lvl 3 (In Union Square Garage Lvl 2)																													
UMS.07.14.200.2b	UMS_Install Waterproofing System/Grout Cover - Roof Deck and Pile Cap - Sta 136+28 to Sta 136+64	1	03-Jun-15	04-Jun-15	1394	UMS_Install Waterproofing System/Grout Cover - Roof Deck and Pile Cap - Sta 136+28 to Sta 136+64																													
CN1300-CM-056	UMS_Jet Grout Under South Wall Footings - USG	15	05-Jun-15	25-Jun-15	1294	UMS_Jet Grout Under South Wall Footings - USG																													
CN1300-CM-126	UMS_Jet Grout Stockton St/O'Farrell West Side for Water Seal Rig#1 12ea	16	05-Jun-15	26-Jun-15	1358	UMS_Jet Grout Stockton St/O'Farrell West Side for Water Seal Rig#1 12ea																													
UMS.31.20.205.2b	UMS_Backfill Roof Section To Subgrade & Move Skid - Sta 136+28 to Sta 136+64	3	08-Jun-15	11-Jun-15	1392	UMS_Backfill Roof Section To Subgrade & Move Skid - Sta 136+28 to Sta 136+64																													
UMS.02.41.0060	UMS_Demo Garage Roof Slab	5	08-Jun-15	15-Jun-15	1379	UMS_Demo Garage Roof Slab																													
UMS.31.20.202.2b	UMS_Excavate To Compensation Grout Level - Sta 136+28 To Sta 136+64	0	11-Jun-15	11-Jun-15	1392	UMS_Excavate To Compensation Grout Level - Sta 136+28 To Sta 136+64																													
UMS.31.20.202.3b	UMS_Excavate To Compensation Grout Level - Sta 136+64 To Sta 137+00	1	11-Jun-15	12-Jun-15	1394	UMS_Excavate To Compensation Grout Level - Sta 136+64 To Sta 137+00																													

Table with columns: Activity ID, Activity Name, Original Duration, Start, Finish, Total Float, and quarterly activity status from 2015 to 2021. Includes rows for CTS activities and YBM Station P-1255 construction tasks.

SFMTA Central Subway Project
Master Project Schedule
One Month Back & Remaining Work - May 2015 Update

Required Revenue Serive Date 26-Dec-18
Data Date: 31-May-15

Activity ID	Activity Name	Original Duration	Start	Finish	Total Float	2015				2016				2017				2018				2019				2020				2021			
						Q2	Q3	Q4	Q1	Q2	Q3	Q4	Q1	Q2	Q3	Q4	Q1	Q2	Q3	Q4	Q1	Q2	Q3	Q4	Q1	Q2	Q3	Q4	Q1	Q2	Q3	Q4	
						STS1070	STS TUN Track Installation	110	22-Feb-17	27-Jul-17	23																						
STS1080	STS TUN Install OCS Contact Wire/RF/ATCS Cable Loop	40	22-Aug-17	17-Oct-17	6																												
MPS-MOB-ST504	SYS Mobilization Payment #4	1	22-Sep-17*	22-Sep-17	142																												
STS1090	STS Startup & Testing- Tunnel & ATSC Systems	88	26-Oct-17	10-Feb-18	0																												
STS0030	STS Substantial Completion	0		10-Feb-18	1																												
MPS-MOB-ST505	SYS Mobilization Payment #5	1	11-May-18*	11-May-18	139																												
Ums-1253 Contract Modification		0	28-Feb-15 A	31-May-15	2041																												
CN1300-CM-006	CMOD #6	0	28-Feb-15 A	31-May-15	2041																												
CN1300-CM-007	CMOD #7	0	28-Feb-15 A	31-May-15	2041																												
Project Start Up		175	16-Apr-18	26-Dec-18	0																												
STU1010	S&S Certification / Pre-Revenue Activities	115	16-Apr-18	27-Sep-18	0																												
BUF0018	Muni Float	60	28-Sep-18	26-Dec-18	0																												
Unallocated Contingency		219	12-Feb-18	26-Dec-18	0																												
CO1.700	Cost Activity Unallocated Contingency (LOE) - 1.7.500.99.090.00 - Contingency	219	12-Feb-18	26-Dec-18	0																												
Project Management		505	27-Dec-18	30-Dec-20	0																												
CO1.840	Program Closeout	120	27-Dec-18	18-Jun-19	385																												
STU1040	After Study	505	27-Dec-18	30-Dec-20	0																												

Appendix C

PROJECT SCOPE AND FUNDING OVERVIEW

Project Overview


The Central Subway Project will construct a modern, efficient light-rail line that will improve public transit in San Francisco. This new 1.7-mile extension of Muni's T Third Line will provide direct connections to major retail, sporting and cultural venues while efficiently transporting people to jobs, educational opportunities and other amenities throughout the city.

The Central Subway Project is Phase 2 of the San Francisco Municipal Transportation Agency's (SFMTA) Third Street Light Rail Transit Project. Phase 1 of the project constructed a 5.1-mile light-rail line along the densely populated 3rd Street corridor. It began revenue service in April 2007, restoring light-rail service to a high transit-ridership area of San Francisco for the first time in 50 years.

The Central Subway Project will extend the T Third Line from the 4th Street Caltrain Station to Chinatown, providing a direct, rapid transit link from the Bayshore and Mission Bay areas to SoMa, Union Square and downtown.

Four new stations will be built along the 1.7-mile project alignment—an above-ground station at 4th and Brannan streets and three underground stations at Moscone Center, Union Square and Chinatown.

The Central Subway will run through the burgeoning technology and digital-media hub in SoMa, where dozens of companies have taken up residence along the 4th Street corridor. Increased



Project Overview - continued

transit options will attract new employers – the Central Subway makes travel more convenient throughout the corridor and improves connections to downtown, local and regional rail and the Muni bus system.

The Central Subway Project will contribute to San Francisco’s economic competitiveness and help secure the city’s status of a regional, national and global hub. It will provide a pollution-free transit option that will reduce the environmental impact of transportation in the city, save natural resources, reduce traffic congestion and improve public transit for thousands of San Franciscans.

Funding Overview

The Central Subway Project is funded by the federal government, the State of California, the Metropolitan Transportation Commission, the San Francisco County Transportation Authority (SFCTA) and the City and County of San Francisco.

The majority of funding for the Central Subway Project is expected to be provided by the Federal Transit Administration’s (FTA) New Starts program, with a total commitment over the life of the project of \$942.2 million. To date, \$41 million in Department of Transportation Congestion Mitigation and Air Quality Improvement Program funds have been committed and expended.

With the addition in the December 2013 MPR of work to relocate the retrieval site for two tunnel boring machines (TBMs), the SFMTA’s baseline budget for the Central Subway Project is \$1.588 billion. In total, about half of the Third Street Light Rail Transit Project’s funding is from federal sources, with the remaining half from state and local sources. This is in line with the expectations of the FTA for New Starts-financed programs.

The table below summarizes the local, state and federal fund sources for both phases of the T Third Line including with the addition of the retrieval shaft to the Phase 2 totals.

	T Third (Phase 1)	Central Subway (Phase 2 + Retrieval Shaft Relocation)	Total (Phase 1 + Phase 2 + Retrieval Shaft Relocation)	Percentage of Total
Federal	\$123.380	\$983.225	\$1,106.605	49.5%
State	\$160.700	\$471.100	\$631.800	28.2%
Local	\$364.380	\$133.675	\$498.055	22.3%
Total	\$648.460	\$1,588.000	\$2,236.460	100.0%

All amounts in millions of dollars

The six charts that follow summarize use of fund sources by phase and with the addition of the retrieval shaft relocation additional budget and funding:

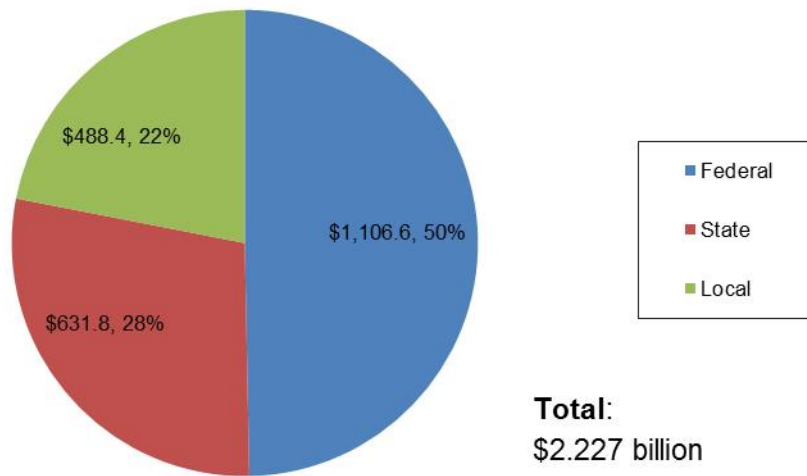
- Phase 1 + Phase 2 of the T Third Line federal, state and local funding percentages previous to the addition of the retrieval shaft relocation budget and funding in December 2013.

Funding Overview - continued

- Phase 2 Central Subway Project only total funding source percentages previous to the addition of the retrieval shaft relocation budget and funding.
- Phase 2 Central Subway Project only detail of the six State and Local funding sources previous to the addition of the retrieval shaft relocation.
- The next three charts that follow are the above three data sets above with the retrieval shaft relocation budget and funding added to the overall presentation.

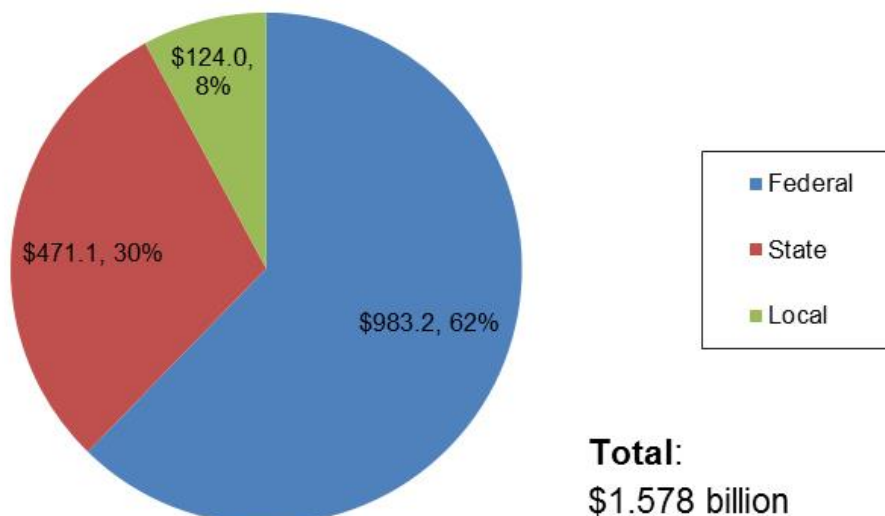
Third Street Light Rail Transit Project Funding

Phase 1 + Phase 2
(\$ in millions)



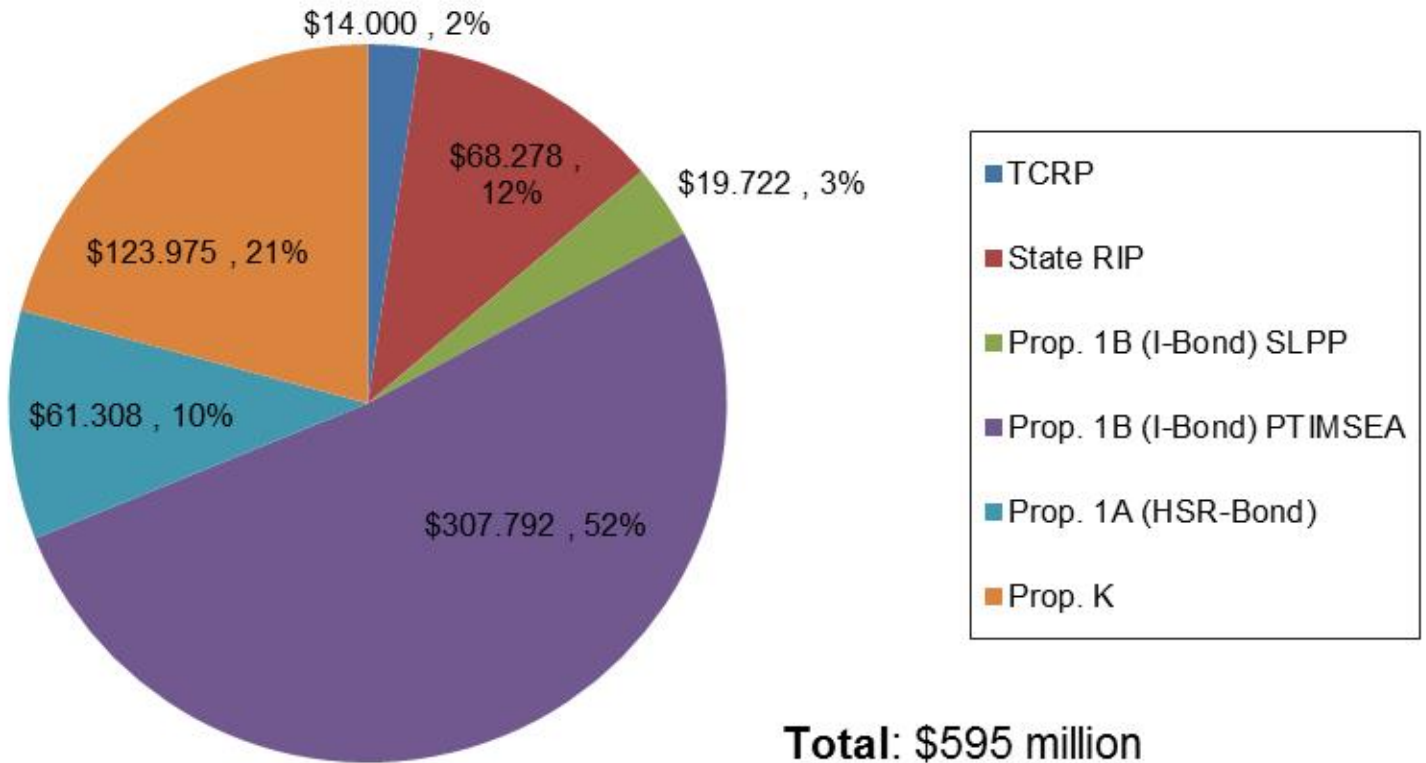
Central Subway Project Funding

Phase 2
(\$ in millions)



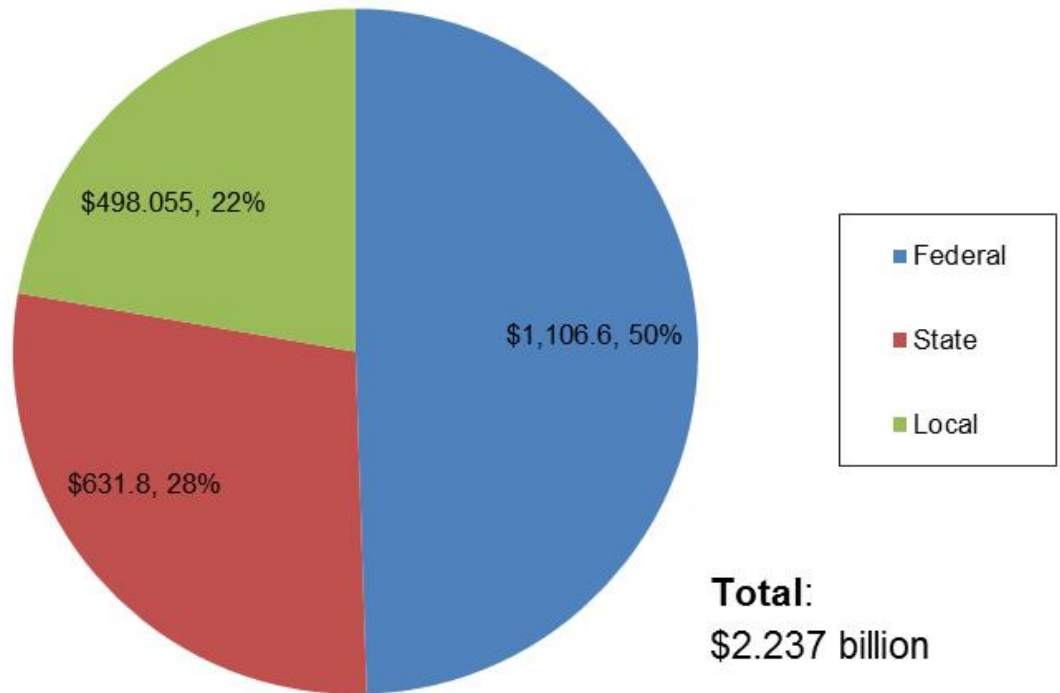
State and Local Funding

Phase 2
(\$ in millions)



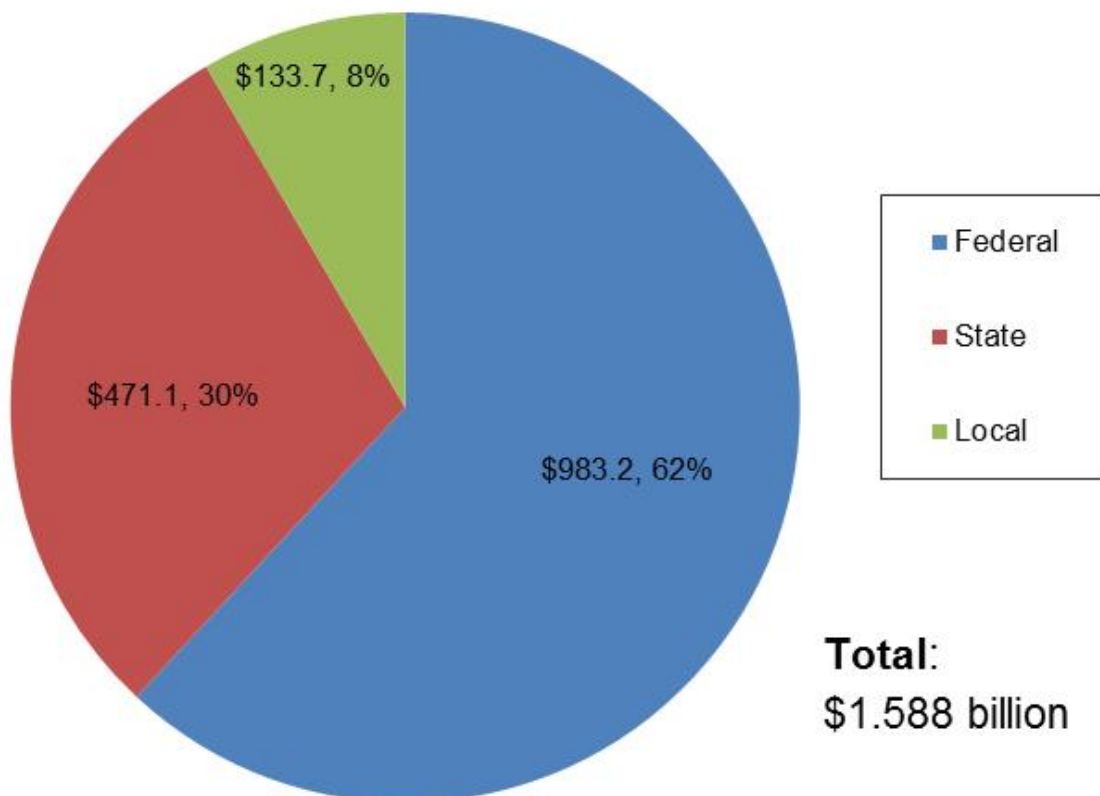
Third Street Light Rail Transit Project Funding

Phase 1 + Phase 2 + Retrieval Shaft Relocation
(\$ in millions)

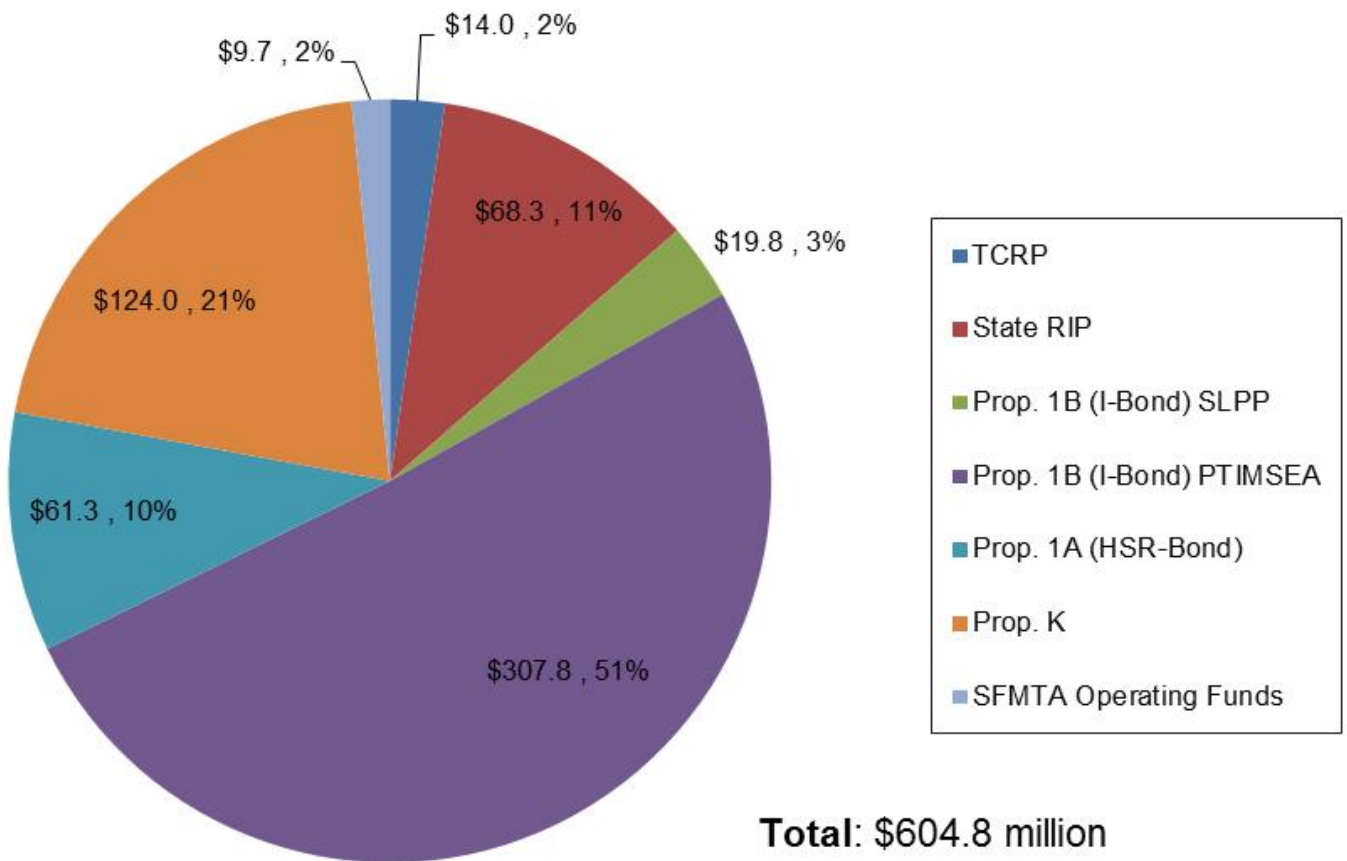


Central Subway Project Funding

Phase 2 + Retrieval Shaft Relocation
(\$ in millions)



State and Local Funding Phase 2 + Retrieval Shaft Relocation (\$ in millions)



Appendix D

COMPLETED CONTRACTS

Moscone Station and Portal Utility Relocation

Contract 1250

Contractor: Synergy Project Management, Inc.

Budget/Expenditures

Category	Amount
Original Budget	\$11,227,316
Expenditures Final	\$11,968,150
Utility Reimbursements	(\$2,275,419)
Final Program Cost	\$9,692,731
Budget Impact (Underrun)	(\$1,534,585)

Contract Details

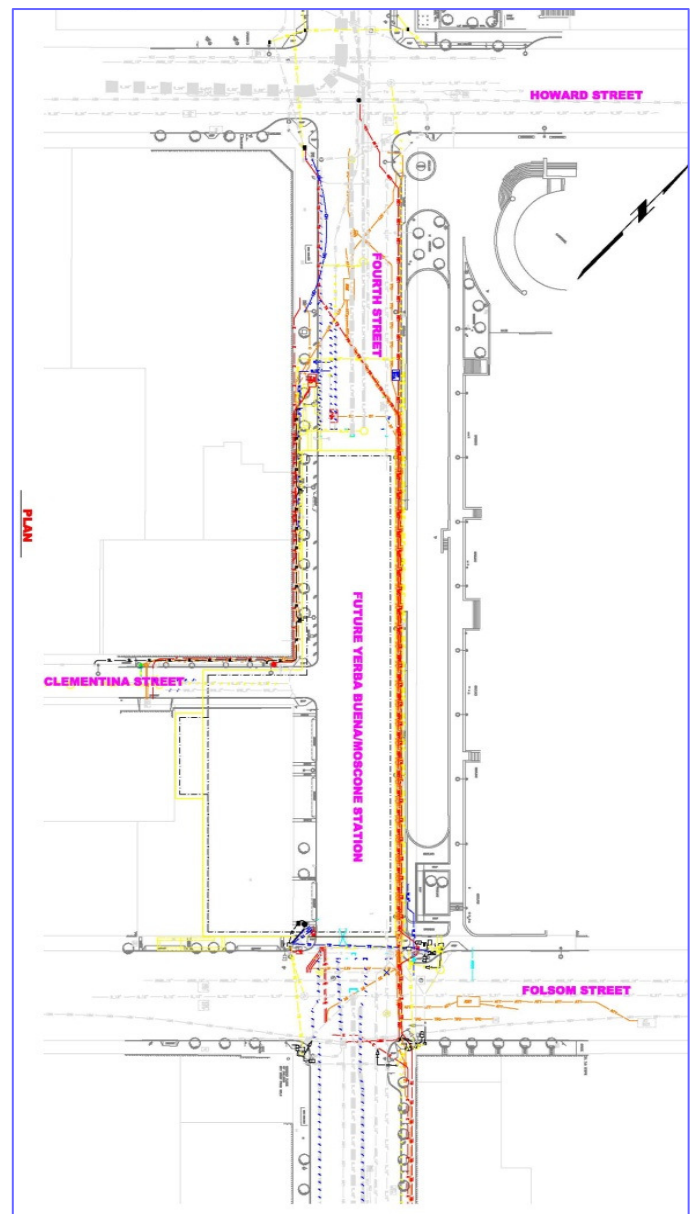
Contract Awarded:	November 17, 2009
Notice to Proceed:	January 4, 2010
Substantial Completion:	June 23, 2011
Contract Award Value:	\$ 9,273,939
Modifications Final :	\$ 2,694,211
Final Contract Value:	\$11,968,150

Status

- Work complete
- Project closeout administration and documentation
- Final Completion Date: June 23, 2011

Description

This project relocates utilities within the footprint of the proposed Yerba Buena/Moscone Station and the 4th Street Portal where the tunnel boring machines will descend underground. Also included is installation of building protections and monitoring of buildings adjacent to utility trenches.



Union Square/Market Street Station Utility Relocation

Contract 1251

Contractor: Synergy Project Management, Inc.

Budget/Expenditures

Category	Amount
Original Budget	\$22,199,847
Expenditures Final	\$20,794,581
Utility Reimbursements	(7,413,510)
Final Program Costs	\$13,176,169
Budget Impact (Underrun)	(\$9,023,678)

Contract Details

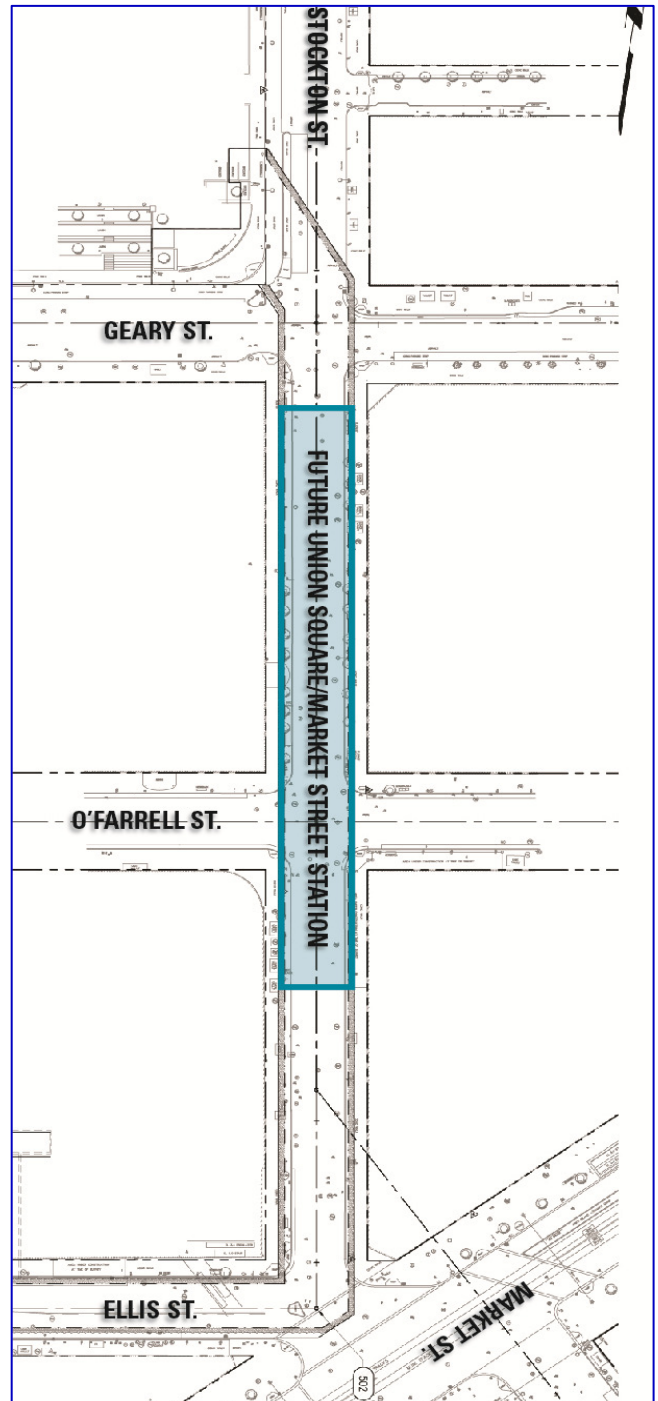
Contract Awarded:	December 7, 2010
Notice to Proceed:	January 12, 2011
Substantial Completion:	August 16, 2012
Contract Award Value:	\$16,832,550
Modifications Final:	\$3,962,031
Final Contract Value:	\$20,794,581

Status

- Final completion date October 15, 2012.
- Completed punch list work
- Project Final Acceptance by the SFMTA Board of Directors

Description

This project relocates utilities for the Union Square/Market Street Station and temporarily reroutes existing trolley coach lines around the construction.



Central Subway Pagoda Palace Demolition

Contract 1277 Contractor: MH Construction

Work Description

Demolish and clear the former Pagoda Theater for use the site to recover the tunnel boring machines when tunnels are completed in 2015. Locate and supply contractor facilities and installations. Obtain permits and approvals and coordinate work with City agencies and utility companies. Furnish and install signs and distribute notices to the local community prior to commencing with construction, cleanup and remove of debris from the site.

- Work was substantially completed Sept. 24, 2013.
- Administrative closeout in progress.

Contract Details	
Contract Awarded:	June 12, 2013
Notice to Proceed:	July 15, 2013
Substantial Completion:	Sept. 24, 2013
Contract Award Value:	\$498,995
Modifications to Date:	\$108,228
Current Contract Value:	\$678,134

Budget/Expenditures	
Category	Amount
Current Budget	\$722,592
Expenditures to Date	\$638,278



Appendix E

SBE PARTICIPATION

Quarterly Report

Current Report: April 2015 - June 2015

PROGRAM SUPPORT CONTRACTS – SBE PARTICIPATION

Appendix E presents the Central Subway Program Small Business Enterprise or SBE goals and the actual SBE participation achieved to date – as of March 31, 2015.¹

CS Program SBE Summary Table for Professional Services and Construction Contracts

The summary compares the dollar value of the Base Contracts, the SBE Contract Goals, the percent and dollar value expended to date and the SBE actual participation to date.

Contract No.	Contractor	Services/Segment	A	B	C	D	E	F	G	
			Contract Amount	SFMTA SBE Contract Goal	Contract Expenditure to Date (Est)	SBE Actual to Date	SBE Contract \$s = A * B	SBE Amount to Date = C * D	Contractor's SBE Goal (in Bid)	
A Project Professional Services Contracts			<i>millions</i>		<i>millions</i>		<i>millions</i>		<i>millions</i>	
1	149	CS Partnership	Project Management	\$85.14	30%	\$48.70	36%	\$25.54	\$17.61	31.4%
2	156	Hill International	Project Controls Task 1	\$17.11	26%	\$8.11	22%	\$4.45	\$1.77	26.0%
3	155-1	PB Telemon	Tunnels Design	\$7.49	30%	\$7.45	30%	\$2.25	\$2.24	31.6%
4	155-2	CS Design Group	Stations Design	\$36.52	30%	\$28.85	43%	\$10.96	\$12.40	36.4%
5	155-3	HNTB, Inc. - B&C	Systems, Track & Surface Station Design	\$17.23	30%	\$12.20	29%	\$5.17	\$3.49	30.0%
Subtotal Professional Services				\$163.50		\$105.31		\$48.36	\$37.51	
B Project Construction Contracts			<i>millions</i>		<i>millions</i>		<i>millions</i>		<i>millions</i>	
1	1250	Synergy Inc	Utility Relocation 1	\$11.97	20%	\$11.97	97.2%	\$2.39	\$11.63	96.4%
2	1251	Synergy Inc	Utility Relocation 2	\$20.79	20%	\$20.79	87.4%	\$4.16	\$18.18	94.9%
3	1252	BIH	Tunnels and Portal - in Construction	\$241.29	6%	238.75	5.8%	\$14.48	\$13.90	6.1%
4	1277	MH Construction	Pagoda Demolition	\$0.68	100%	\$0.64	100.0%	\$0.68	\$0.64	100.0%
5	1300	Tutor-Perini	Stations/Track/Systems - in Construction	\$838.24	20%	\$242.38	11.1%	\$167.65	\$26.84	25.5%
Subtotal Construction Contracts				\$1,112.98		\$514.53		\$189.36	\$71.18	
Contract	Contractor	Services/Segment	Base Contract	SFMTA Goal	Expenditures	SBE Actual	= A * B	= C * D	Bid Goal	
			A	B	C	D	E	F	G	

SBE Summary Table Notes and Sources:

- a) Column A is the base contract amount awarded. Column B is the Agency SBE goal percent for each contract awarded.

The SFMTA SBE Contract Goals are also on the Central Subway web site under the listing of on-going contracts – see **“Closed and Awarded Contracts”** at this link:

<http://centralsubwaysf.com/content/closed-and-awarded-contracts>

- b) Column C shows each contract’s current amount expended to date (estimated) including accruals. Column D is the actual SBE percent level of each contract based on payments to date. Column E is the expected SBE dollar amount when the contract amount is completed and the SFMTA SBE goal achieved using this calculation: Columns A * B = Column E, the SBE Expected \$ Amount.

Column F is the actual SBE dollar amount out of the total contract expenditure to date:

Columns C * D = Column F, the SBE Expended \$ Amount.

The source of the SBE Actual percent to date and dollar amounts are Progress Payment Applications and Contractor’s monthly submittals that may include the current estimated accruals. The BIH SBE percent is from the contractor’s progress payment #37, Form 6.

¹ An SBE is a for-profit, small business concern with a three (3) year average gross revenue not exceeding \$14 million or \$12 million, depending on the scope of work to be performed, that is certified under any of the following programs: the State of California’s Small Business Program with the Department of General Services (“State Program”), the City and County of San Francisco’s LBE Program (“City Program”), or the California Unified Certification Program (“Federal DBE program”).

- c) Column G, the Contractor's SBE Goal in the submitted bid, is background information that is not calculated in the table. The table source of the Contractor's SBE Goals is from the SFMTA Contract Compliance Office. A Contractor's SBE goal in the bid is one source used by SFMTA Contract Compliance to assess and propose the Agency's SBE goal for a contract.
- d) The three constructions contracts shown in **bold type, 1250, 1251 and 1277**, with gray background, are completed contracts. Little to no changes will be shown in future reports.
- e) The SBE Hill International Actual to Date SBE participation is 21.8% for the overall SFMTA contract. The Hill International data is for the Central Subway Task 1 portion of the Hill International contract to provide SFMTA Project Controls services and systems.
- f) The SBE SFMTA goal for Contract 1300 Tutor-Perini is 20% SBE with a provision of 50% for trucking.
The 1300 Tutor-Perini SBE percent Actual is based on the SBE data provided in Progress Payment #15 March 2015, SFMTA SBE FORM No. 6.
- g) The SBE SFMTA goal for Contract 1277 MH Construction was based on an SBE set-aside.

SBE Participation Details

The two tables that follow present the Central Subway's professional services and construction contract amounts, expenditures and SBE levels with additional details.

Active Professional Services Contracts - SBE Participation Details

Contract:	Project Management and Construction management	
Contract No.	CS-149 Central Subway Partnership	
Status:	On-going	
	Base Contract Value	\$85,139,092
	Approved Change Orders	-0-
	Current Contract Value	\$85,139,092
	Expended to Date (est.)	\$48,700,000
	% Expended	57.2%
	SBE Participation	36.2%

Contract:	Project Controls Cost and Schedule Support	
Contract No.	CS 156 Hill International Task 1	
Status:	On-going	
	Base Contract Value	\$17,112,873
	Approved Change Orders	-0-
	Current Contract Value	\$17,112,873
	Expended to Date (est.) (a)	\$8,105,085
	% Expended	47.4%
	SBE Participation	21.8%

Contract:	Design Package 1 for CNs 1250, 1251 and 1252 Tunnels	
Contract No.	CS-155-1 PB / Telemon	
Status:	Design is completed. Construction support ongoing	
	Base Contract Value	\$5,795,000
	Approved Change Orders (6)	\$1,697,245
	Current Contract Value	\$7,492,245
	Expended to Date (est.)	\$7,450,454
	% Expended	99.4%
	SBE Participation	30.0%

Contract:	Design Package 2 for 1253 UMS, 1254 CTS, 1255 YBM Stations.	
Contract No.	CS-155-2 Central Subway Design Group	
Status:	Design is completed. Construction support ongoing	
	Base Contract Value	\$35,059,252
	Approved Change Orders (1)	\$1,460,360
	Current Contract Value	\$36,519,612
	Expended to Date (est.)	\$28,847,529
	% Expended	79.0%
	SBE Participation	43.0%

Contract:	DP 3 Systems, Track work, Surface station.	
Contract No.	CS-155-3 HNTB-B&C	
Status:	Design is completed. Construction support ongoing	
	Base Contract Value	\$16,822,238
	Approved Change Orders (5)	\$312,814
	Current Contract Value	\$17,232,252
	Expended to Date (est.)	\$12,203,626
	% Expended	70.8%
	SBE Participation	28.6%

Notes:

(a) CS-156 cost for Jan - Mar 2015 is accruals.

Active and Completed Construction Contracts - SBE Participation Details

Contract: Synergy Inc Utility Relocation 1 YBM & Launch	
Contract No. 1250	
Status: Contract is completed and closed out	
Base Contract Value	\$9,273,939
Approved Change Orders	\$2,694,211
Final Contract Value	\$11,968,150
% Expended	100%
SBE SFMTA Goal	20%
SBE Participation To Date	97.2%

Contract: Synergy Inc Utility Relocation 2 UMS	
Contract No. 1251	
Status: Contract is completed and closed out	
Base Contract Value	\$16,832,550
Approved Change Orders	3,962,031
Final Contract Value	\$20,794,581
% Expended	100%
SBE SFMTA Goal	20.0%
SBE Participation To Date	87.4%

Contract: Pagoda Palace Demolition / MH Construction	
Contract No. 1277	
Status: Construction is complete. Contract in Close Out	
Base Contract Value	\$498,995
Approved Change Orders	\$179,139
Current Contract Value	\$678,134
Expended to Date (est.)	\$638,278
% Expended	94.12%
SBE SFMTA Goal	100.0%
SBE Participation To Date	100.0%

Contract: Tunnels Barnard/Impregilo/Haley	
Contract No. 1252*	
Status: Construction is underway and ongoing	
Base Contract Value	\$233,584,015
Approved Change Orders	\$7,707,417
Current Contract Value	\$241,291,432
Expended to Date (est.)	\$238,752,006
% Expended	98.9%
SBE SFMTA Goal	6.0%
SBE Participation To Date	5.8%

Contract: Stations and Systems / Tutor Perini	
Contract No. 1300*	
Status: Construction is underway and ongoing	
Base Contract Value	\$839,676,400
Approved Change Orders	(\$1,432,743)
Current Contract Value	\$838,243,657
Expended to Date (est.)	\$242,375,110
% Expended	28.9%
SBE SFMTA Goal	20.0%
SBE Participation To Date	11.1%

Notes:

* Contract 1252 and Contract 1300 March cost is accrual.


Photos on the next page:

The top three photos recount the special street reconstruction in December that was carried out for the mandatory Holiday Moratorium on construction in the downtown core area. Stockton Street between Market and Union Square was rebuilt to be an urban open space.

The photo at the bottom shows the scaffolding erected to complete the 4th Street transit portal between the surface and subway alignments.

central subway

Central Subway Project Office
821 Howard Street
San Francisco, CA 94103
Phone: 415.701.4371
Fax: 415.701.5222
Email: central.subway@sfmta.com



www.centralsubwaysf.com



www.twitter.com/central_subway



www.facebook.com/centralsubway



www.centralsubwayblog.com



www.youtube.com/municentralsubwaysf



www.flickr.com/municentralsubway

This document is published by the SFMTA and the City and County of San Francisco as a service to individuals and agencies interested in the Central Subway Project. Funding for the Central Subway is made possible through funds provided by the Federal Transit Administration, the State of California, the Metropolitan Transportation Commission and the San Francisco County Transportation Authority.



SFMTA
Municipal
Transportation
Agency