

central subway

Stockton Fully Reopened!

Chinatown: Stockton Street between Jackson and Clay has been reopened to three lanes



Progress Report

September 2019



SFMTA

This page intentionally left blank

Table of Contents

Executive Summary	5
Key Milestones	6
Costs and Schedule	7
Costs	7
Earned Value Analysis	7
Schedule Highlights.....	8
Master Project Schedule	11
Contracts & Construction	12
Contract 1300 Stations, Surface, Track and Systems.....	13
Work Package1254 Chinatown Station	14
Work Package1253 Union Square / Market Street Station	18
Work Package1255 Yerba Buena / Moscone Station	22
Work Package1256 Systems, Trackwork & Stations	25
Program Components	27
Community Outreach	27
Quality Assurance	28
Risk Management	31
Program Safety & Security	32
Technical Capacity	34
Staffing	35
Third-Party Agreements and Licenses	36
LRV Procurement.....	36
Current Construction Activity and Progress Photos	37

See Table of Content page that follows for Cover Photo captions.

Table of Contents - continued

Appendices

Appendix A: Cost Report.....	A1
Appendix B: Schedule Report.....	B1
Appendix C: Program Overview of Scope and Funding.....	C1
Appendix D: Completed Contracts	D1
Appendix E: SBE Participation by Contract (Reported Quarterly).....	E1
Central Subway Project Contact Information.....	E5



Cover photo: *The length of Stockton Street through Chinatown between Jackson and Clay has been reopened to three lanes, one northbound and two southbound. A new concrete pad and surrounding asphalt have also been poured adjacent to the future Chinatown Station entrance, just south of Washington on Stockton. More photos can be found starting on page 37.*

Above photo: *The structure of the north entrance at Union Square for the Union Square/Market Street Station can be seen coming together, with some interior elements also being installed.*

See the Appendix E final page for CS websites hyperlinks and public outreach on line resources. The Project main web site is at: <http://www.centalsubwaysf.com/>



A worker carefully pulls an electrical cord along the west wall of the Chinatown Station platform cavern, as part of systems and utility installation work.

Executive Summary

Chinatown Station - Completed vapor barrier and dielectric coating at traction power room at Platform level. Completed construction of Concourse walls at North Platform Cavern. Completed waterproofing installation for North and South Cavern headwalls. Completed construction of Stair 1 at South Platform Cavern. Completed southbound rail installation at Platform Cavern. Completed permanent paving for southbound Stockton Street. Continued emergency ventilation fan installation on the concrete pads at Headhouse Under Platform level. Continued CMU wall curb installation on the Headhouse Underplatform level, Platform level, Lower Mezzanine, and Upper Mezzanine levels. Continued street work (minor), monitoring and surveying.

Union Square/Market Street Station - Platform Station: Continued construction of stairs and elevators. Continued glass enclosure around elevators. Continued to install overhead plumbing, fire protection piping, and overhead fixture and electrical. Continued installation of unistrut grid for ceiling panels, overhead conduits/piping and LED Artwork. North Concourse: Continued installation of overhead fixture and electrical. Continued cement plaster finish in various rooms. Continued installation of dampers, electrical lights and overhead electrical in main electrical annex room. South Concourse: Continued installation of overhead electrical. Continued installation of unistrut for ceiling panels, overhead conduits/piping, and LED Artwork.

Yerba Buena/Moscone Station - Continued installing Elevators 1 and 2. Began installing roof at Vent Shaft. Installed waterproofing and ceramic tile in restrooms, locker rooms, and janitor room. Continued installing seismic joints in Station Invert level. Began installing metal wall panels in Station Invert level.

Surface, Track and Systems– Continued traction power conduit and other electrical conduit installation inside tunnel. Continued tunnel lighting installation. Continued walkway installation inside tunnel. Continued track installation in tunnel. Continued track installation on 4th Street. Continued 4th/Brannan platform construction. Continued 4th/Brannan pavement renovation.

Total project costs to date are \$1,428.30 million, an increase of \$42.94 million over last month. The total cost to date equals 90.5% of the total project budget of \$1.578 billion. The program is in the process of reevaluating the overall program schedule and cost.

The Stations Contractors' Safety Reports should show any accidents that may occur during the current month. The rates of work site accident incidents by the man hours worked continue to be below industry standards - see tables on page 33.

Key Milestones

Stockton Street Fully Reopening between Jackson and Clay



New curbs, pavement, sidewalks, and a bus stop pad have been built.



All lanes of traffic are now fully open through the dense core of Chinatown.

MILESTONE	DATE EXPECTED
General	
Revenue Service	Summer 2021
Contract 1300 Stations, Surface, Track, Systems	
Notice to Proceed (NTP 1)	June 17, 2013 (A)
Notice to Proceed (NTP 2)	January 12, 2014 (A)
Substantial Completion	June 29, 2020



Pedestrians also have restored access along the west side of Stockton adjacent to the Chinatown Station site.

Costs and Schedule

Costs (See Appendix A for Details)

The Current Cost Estimate (CCE) for the Central Subway Project is **\$1.578 billion** in year of expenditure dollars (\$YOE). This total project cost is shown at the top of Report 7.1, Program Project Budget. This capital cost projection incorporates allocated and unallocated contingencies to cover the risks associated with the project completion. The Program is in the process of evaluating the Program's Estimate at Completion (EAC) as part of a workshop with FTA. When the report is finalized, the Program will adjust the overall Program budget and contingency.

Total net incurred costs for the project are \$1,428.30 million, a \$42.94 million increase over last month. The cost to date figure reflects expenditures through FAMIS 786 Report (\$1,358.77 million) plus the utilities joint trench Form B Reimbursement payment (\$12.51 million), invoices currently being processed (\$50.78 million) and estimates of outstanding pay requests (\$6.28 million). This incurred amount equals 90.5% of the total project budget of \$1.578 billion.

The current funding level to date is \$1,556.74 million and includes Low Carbon Transit Operations Program (LCTOP) Funds FY2019/2020 \$4,000,000 and Transportation Sustainability Fee Program (TSF-Transit) FY2018 \$3,191,063 appropriated in September 2019. This represents 98.7% of the total project budget and we anticipate the addition of \$21,558,937 to complete the funding of the program.

Earned Value Analysis

In September 2019 Report, the Preliminary Earned Value Analysis reports is based on the SFMTA September Schedule Update. The Planned Value, Earned Value, Actual Cost, Percent Complete and resulting indexes as follows:

Preliminary September Earned Value

Overall Budgeted Cost:	\$1,578,300,000
Planned Value:	\$1,554,051,445
Earned Value:	\$1,389,207,694
Actual Cost:	\$1,428,296,047
Schedule Performance Index (SPI):	0.89
Cost Performance Index (CPI):	0.97
Percent Complete:	87.9%

*September 2019 Notice: The City continues to experience problems that were caused by error and inaccuracy from the transition from FAMIS to Financial System Project (FSP). An updated methodology has been implemented within the financial reporting that will provide more accurate figures for transactions occurring in fiscal year 2019.

As we continue to address these data quality problems through data cleaning, you will continue to see monthly fluctuations as we detect and remove errors and inconsistencies from data in order to improve on the quality of data so that we will be able to report accurate data.

Schedule Highlights

The Master Project Schedule (MPS) below includes progress through September 2019. The September 2019 Schedule Update submittal from Contract 1300 Contractor was not submitted as the CN1300 Contractor has not provided the updated corrections to their June 2017 through July 2018 Schedule Updates. The Contract 1300 schedule represented in this report is based on the SFMTA September 2019 Schedule Update.

The MPS shows a forecast Revenue Service Date of Summer 2021 based on a revised assessment of the overall schedule and the current project conditions. The revised schedule will be evaluated with the FTA during a risk schedule and cost workshop in October. Based on the workshop, the Program will revise the Master Project Schedule to reflect the new schedule.


The controlling critical (longest) path of the MPS runs through the electrical activities within the tunnel which are impacting the TPC's Startup and Testing and subsequently the rail activation process. The latest schedule shows the longest path running through the Surface, Tracks and Systems (STS).

SFMTA continues to meet with Contractor to discuss all schedule concerns and comments. TPC has not been able to correctly staff the project which could potentially delay the project. In order to achieve the Baseline work productivity, TPC needs to increase the number of crews assigned to electrical work, allowing concurrent work within the tunnel and stations in order to make this completion date possible. It also requires that the front end portion of ATCS Startup and Testing is performed concurrently with TPC's Startup and Testing followed by ATCS software testing in coordination with SFMTA Operations.

Contract 1300 Contractor submitted fifty-four (54) Schedule Updates from December 2014 to July 2019. SFMTA rejected twenty eight (28) Schedule Updates from January 2016 to April 2016 and June 2016 to June 2018 due to multiple and repetitive issues that vary from incorrect working sequences to unrealistic forecasted completion dates to artificially steering the schedule longest path through certain portions of the project. SFMTA approved as noted December 2014 through December 2015, and May 2016 Schedule Updates. Contractor has been directed to provide a Revised Schedule as required by the overall settlement agreement to maintain the forecasted project completion.

Contract 1300 - WP1253 UMS / WP1254R CTS / WP1255 YBM / WP1256 STS:

The Contractor, Tutor Perini Corporation's (TPC) baseline schedule is incorporated into the master program schedule. The preliminary SFMTA Contract 1300 September 2019 schedule is used within the September Report. The SFMTA Contract 1300 September 2019 schedule is based on the approved baseline schedule logic with adjustments made as mentioned above. The SFMTA will continue to use the SFMTA Contract 1300 schedule update as a forecasting tool going forward until the



A large transition piece at the north end of Yerba Buena/Moscone Station is being built where the northbound track enters back into the tunnel to Union Square.

Schedule Highlights - Continued

Work Package P-1254R (CTS) has performed the following work this month:

- Continued installing stair 5
- Continued electrical switchgear installation on the concrete pads and HVAC ductwork installation at Headhouse Platform level
- Continued Emergency Ventilation fan installation on the Concrete pads at Headhouse Under Platform level
- Continued CMU wall curb installation on the Headhouse Underplatform Level, Platform Level, Lower Mezzanine and Upper mezzanine Levels.
- Continued shotcrete for slurry walls, install drain mat and waterproofing for Intermediate, Lower Mezzanine, and Upper Mezzanine levels at Headhouse
- Completed vapor barrier and dielectric coating at Traction Power room at Platform level
- Completed construction of Concourse walls at North Platform Cavern
- Completed waterproofing installation for North and South Cavern Headwalls
- Began rebar installation, formwork, and concrete for North/South Cavern Headwalls
- Continued removing temp wales and bracing at Headhouse
- Completed construction of Stair 1 at South Platform Cavern
- Completed Southbound rail installation at Platform Cavern
- Completed permanent paving for Southbound Stockton Street
- Began construction of South wall for PCC 50 Chinatown Plaza
- Continued street work (minor), ongoing monitoring and surveying

Work Package P-1253 (UMS) has performed the following work this month:

- Platform Station: Continued construction of stairs and elevators. Continued glass enclosure around elevators. Continued to install overhead plumbing, fire protection piping, and overhead fixture and electrical. Continued installation of unistrut grid for ceiling panels, overhead conduits/piping and LED Artwork. Continued to install speaker and lighting system at Platform Strut Level. Continued installation of lights on top and bottom of wales. Continued installation of escalators. Continued installation of Platform level to trackway stairs. Continued installation of floor drains on Concourse level
- North Concourse: Continued installation of overhead fixture and electrical. Continued cement plaster finish in various rooms. Continued installation of dampers, electrical lights and overhead electrical in main electrical annex room. Continued installation of platform walls and deck at temporary man lift opening
- South Concourse: Continued installation of overhead electrical. Continued installation of unistrut for ceiling panels, overhead conduits/piping and LED artwork. Continued installation of ceiling glass panels. Continued cement plaster layout and framing. Began preparation of substrate for installation of terrazzo flooring
- Street/Surface: Continued waterproofing and installation of precast architectural concrete elements for USG terrace level. Continued installation of USG Roof level exhaust vent. Began installation of the rustic terrazzo sidewalk on the corner of Geary and Stockton Streets


Schedule Highlights - Continued

Work Package P-1255 (YBM) has performed the following work this month:

- Continued installing Elevators 1 and 2
- Began installing roof at Vent Shaft
- Installed waterproofing and ceramic tile in Restrooms, Locker Rooms, and Janitor Room
- Continued installing seismic joints in Station Invert level
- Began installing metal wall panels in Station Invert level

Work Package P-1256 (STS) has performed the following work this month:

- Continued traction power conduit and other electrical conduit installation inside tunnel
- Continued tunnel lighting installation
- Continued walkway installation inside tunnel
- Continued track installation in tunnel
- Continued track installation on 4th Street
- Continued 4th/Brannan platform construction
- Continued 4th/King pavement renovation



A large ventilation fan is relocated near the north stairs and future escalators leading to and from the Union Square/Market Street Station platform.


Master Project Schedule

Page 1 of 1

Activity ID	Activity Name	Original Start	Finish	Duration	2019	2020	2021			
					Q3	Q4	Q1	Q2	Q3	Q4
CENTRAL SUBWAY PROJECT										
Program Level Milestones										
PJ1000	Central Subway Project Start	03-Jun-03 A	25-Aug-21	4756						
MS0004A	Tunnel Excavation Complete - Project Milestone #4A	03-Jun-03 A	25-Jul-21	4958						
MS0019	Baseline Finish Date: 12-26-2018	0	05-Sep-14 A	0						
MS0009	CSP Revenue Service Date	0	28-Jul-21*	0						
Preliminary Engineering Phase										
	Final Design	05-Jun-03 A	07-Jun-10 A	2661						
	Light Rail Vehicles	08-Jun-10 A	17-Jun-13 A	1871						
	Real Estate	15-Apr-13 A	27-Mar-20	2536						
		01-Aug-08 A	02-Jan-14 A	5130						
Construction Phase										
Construction Support and Costs										
	Construction Utility Contract #1- MOS & Portal CN-1250	04-Jan-10 A	25-Aug-21	3517						
	Construction Utility Contract #2 - UMS CN-1251	04-Jan-10 A	23-May-11 A	505						
	Construction Tunnels CN-1252	12-Jan-11 A	15-Oct-12 A	643						
	Construction STS P-1256 ATCS	08-Jun-11 A	26-Sep-19	1518						
	Construction STS P-XXXX Radio	20-May-14 A	16-Sep-20	1637						
	Construction CN-1300	26-Sep-19	30-Jun-20	195						
	CN-1300 Milestone	03-Jun-13 A	27-Sep-20	1898						
	Construction UMS Station P-1253	17-Jun-13 A	27-Sep-20	1898						
	Construction CTS Station P-1254R	17-Jun-13 A	30-Jun-20	1835						
	Construction YBM Station P-1255	17-Jun-13 A	30-Jun-20	1835						
	Construction STS P-1256	10-Jun-13 A	30-Jun-20	1835						
	Project Start Up	03-Jun-13 A	30-Jun-20	1835						
		23-Jun-20	28-Jul-21	395						
Unallocated Contingency										
CO1700	Cost Activity Unallocated Contingency (LOE) - 1,750,95,090.00 - Contingency	25-Sep-19	25-Jul-21	462						
		26-Sep-19	28-Jul-21	462						

SFMTA Central Subway Project
Master Project Schedule
Summary Schedule - September 2019

Required Revenue Service Data: 26-Dec-18
Data Date: 26-Sep-19



Steel wall panels are being installed on the northbound side of the Yerba Buena/Moscone Station's platform level.

Contracts & Construction

Construction Contracts In Progress

Contract 1300: Combined Work Packages 1253, 1254, 1255, 1256

- Contractor: Tutor - Perini Corporation
- Amount: \$878.92 million
- Contract Status: 85.95% complete construction

Contracts Completed

[See Appendix D](#)

Contract 1250: Moscone Station and Portal Utilities Relocation

Contract 1251: Union Square/Market Street Station Utility Relocation

Contract 1277: Pagoda Theater Site Demolition (Funded separately from the CS Project budget)

Contract 1252: Central Subway Tunneling

Contract SBE Participation (Updated Quarterly) [See Appendix E](#)

Stations, Surface, Track and Systems

Contract 1300 Contractor: Tutor-Perini Corporation

Description of Work

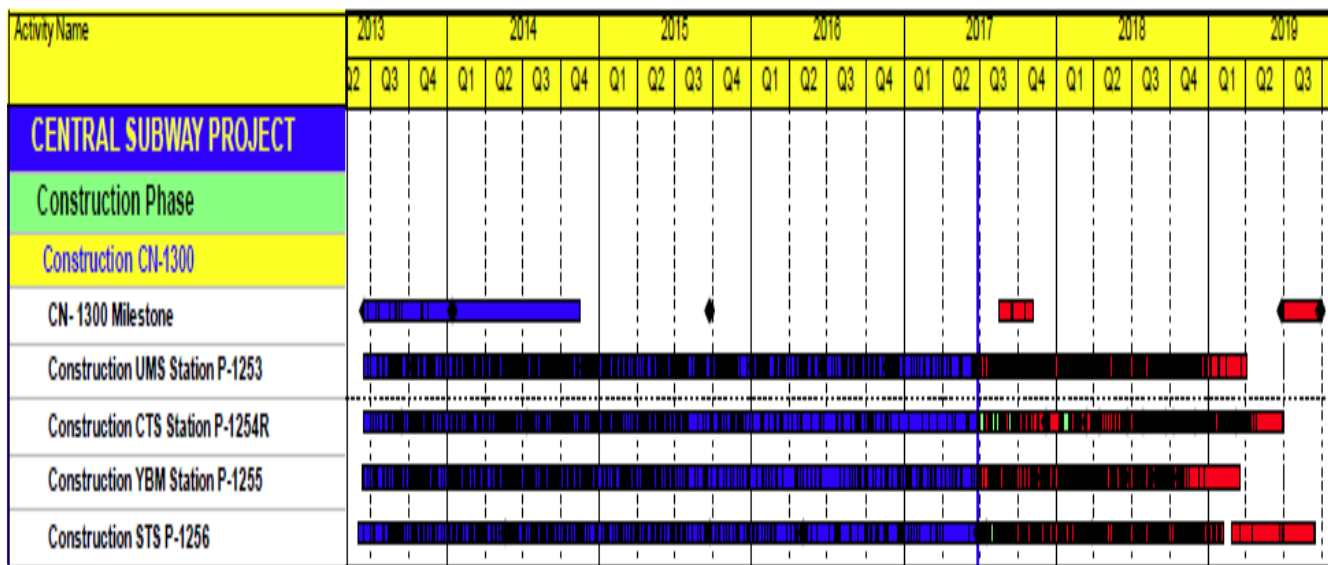
The Contract 1300 scope is to construct the Central Subway's three subway stations, one surface station, construct the 2,000 feet of surface track, and install track and operating systems throughout the new alignment. The separate station and systems work packages are presented in the following pages.

Work includes station finishes, AC and DC substations, elevators, escalators, lighting, emergency ventilation fans, HVAC fire alarm/ suppression/ protection, Cutter Soil Mixing, secant pile bottom up and Sequential Excavation Method construction, settlement monitoring, building protection, connecting to and modifying the BART Powell Street Station, PA, CCTV, signage, installation of fare collection equipment and station start-up and commissioning.

Contract Details	
Contract Awarded:	May 21, 2013
Notice to Proceed:	June 17, 2013
Substantial Completion:	June 29, 2020
Contract Award Value:	\$839,676,400
Modifications to Date (\$):	\$39,244,142
Modifications to Date (Days):	870
Current Contract Value:	\$78,920,542

Budget/Expenditures▲	
Current Budget	\$861,639,691
Other Project Offset Credits	\$3,123,097
Expenditures to Date	\$777,155,930

1300 Summary Schedule



Chinatown Station

Contract 1300 - Work Package 1254R

Description of Work

This Work Package is to construct one subway station. Includes station finishes, AC and DC Traction Power substations elevators, escalators, lighting, emergency ventilation fans, HVAC fire alarm/ suppression/ protection, slurry wall top-down construction, settlement monitoring, building protection, PA, CCTV, signage, installation of fare collection equipment and station start-up and commissioning.



Current Work Status

- Continued installing stair 5
- Continued electrical switchgear installation on the concrete pads and HVAC ductwork installation at Headhouse Platform level
- Continued Emergency Ventilation fan installation on the Concrete pads at Headhouse Under Platform level
- Continued CMU wall curb installation on the Headhouse Underplatform Level, Platform Level, Lower Mezzanine and Upper mezzanine Levels.
- Continued shotcrete for slurry walls, install drain mat and waterproofing for Intermediate, Lower Mezzanine, and Upper Mezzanine levels at Headhouse
- Completed vapor barrier and dielectric coating at Traction Power room at Platform level
- Completed construction of Concourse walls at North Platform Cavern
- Completed waterproofing installation for North and South Cavern Headwalls
- Began rebar installation, formwork, and concrete for North/South Cavern Headwalls
- Continued removing temp wales and bracing at Headhouse
- Completed construction of Stair 1 at South Platform Cavern
- Completed Southbound rail installation at Platform Cavern
- Completed permanent paving for Southbound Stockton Street
- Began construction of South wall for PCC 50 Chinatown Plaza
- Continued street work (minor), ongoing monitoring and surveying

Work Expected Next Month

- Continue installing GFRC panels at North and South Platform Caverns
- Continue installing Escalator 1 & 2 at North Platform Cavern
- Continue electrical switchgear installation at Headhouse Platform level
- Continue shotcrete for slurry walls, install drain mat and waterproofing for Concourse, Intermediate, Lower Mezzanine and Upper Mezzanine levels at Headhouse
- Begin stair 2 construction
- Begin installing traction power equipment at Traction Power room at Platform level

Chinatown Station

Contract 1300 - Work Package 1254R

Work Expected Next Month

(continued)


- Complete rebar installation, formwork, and concrete for North/South Cavern Headwalls
- Begin Arch closure composite wall and GFRC panel installation at Concourse level
- Continue CMU wall construction at all levels of Headhouse
- Continue construction of PCC 50 Chinatown Plaza

Three Month Look Ahead

- Complete GFRC panel installation at Platform Cavern
- Begin Elevator 1 & 2 installation
- Complete construction of Stair 2, and 3
- Continue Escalator 1 & 2 installation
- Begin installation of Escalator 3, 4, 5, and 6
- Concourse, Intermediate, Lower Mezzanine, Upper Mezzanine levels at Headhouse: Complete shotcrete on slurry walls, install drain mat, waterproof on shotcrete walls, build CMU partition walls
- Complete installing mechanical, electrical, plumbing, at Headhouse Underplatform and Platform Levels.
- Continue installing mechanical, electrical, plumbing at Concourse, Intermediate, Lower Mezzanine, and Upper Mezzanine levels at Headhouse
- Complete construction of Street level at Headhouse
- Continue construction of PCC 50 Chinatown Plaza
- Abandon dewatering wells on Stockton Street
- Begin street utility work on Washington Street



Station Construction Progress Section



Chinatown Station Construction Status - Continued

Contract Details

Contract Awarded:	May 21, 2013
Notice to Proceed:	June 17, 2013
Substantial Completion:	June 29, 2020
Contract Award Value:	\$247,567,810
Modifications to Date (\$):	\$42,839,633
Modifications to Date (Days):	870
Current Contract Value:	\$290,407,443

Budget/Expenditures

Current Budget	\$257,567,810
Other Project Offset Credits	\$75,000
Expenditures to Date	\$258,138,059

CTS Three Month Schedule

Activity ID	Activity Name	2019				2020		
		Sep	Oct	Nov	Dec	Jan	Feb	Mar
CENTRAL SUBWAY PROJECT								
Construction Phase								
Construction CN-1300								
Construction CTS Station P-1254R								
Administrative / Milestones								
Preconstruction								
Site Work / Utility Relocation								
Demolition								
Excavation & Support								
Tunnel / Cavern Mining								
Cavern Lining								
Concrete/Shotcrete								
Structural Steel								
Masonry								
Mechanical								
Misc Metal								
Electrical								
Entrance Roof Level								
Surface Level								
Upper Mezz Level								
Lower Mezz Level								
Concourse Level								
Platform Level								
CTS.26.50.235	CTS_PL 20 - Stair 5: Install - Conduit & Boxes For Light Fixtures							
CTS.26.50.250	CTS_PL 12 - Train Control Rm: Install - Conduit Back To LMZ Control Rm							
CTS.26.50.390	CTS_PL 20 - Stair 5: Pull Wire & Set Light Fixtures							
CTS.26.50.255	CTS_PL 18 - Main Elect Rm: Install - Conduit & Boxes For Light Fixtures							
CTS.26.50.165	CTS_PL 06 - Stair 5A: Install - Conduit & Devices for Lighting							
CTS.26.50.180	CTS_PL 09 - Aux Comm Rm: Install - Conduit & Devices For Lighting							
CTS.26.50.190	CTS_PL 18 - Main Elect Rm: Install - Conduit & Boxes for Light Switches/Sensors							
CTS.26.50.195	CTS_PL 15 - Traction Power Rm: Install - Conduit & Devices for Lighting							
CTS.26.50.325	CTS_PL 09 - Aux Comm Rm: Pull Wire- Lighting							
CTS.26.50.230	CTS_PL 06 - Stair 5A: Install - Hang Light Fixtures & Terminate							
CTS.26.50.400	CTS_PL 09 - Aux Comm Rm: Hang Fixtures & Terminate							
CTS.26.50.350	CTS_PL 15 - Traction Power Rm: Pull Wire - Lighting							
CTS.24.22.210	CTS_PL_Pull Cable & Terminate NB Positive Feeder Box PS03 to PS06 (Traction							
CTS.26.50.415	CTS_PL 15 - Traction Power Rm: Hang Light Fixtures & Terminate							
CTS.26.50.300	CTS_PL 16 - TP Substation Rm: Install - Conduit & Boxes For Light Fixtures							
CTS.26.50.290	CTS_PL 16 - TP Substation Rm: Install - Conduit & Boxes for Light Switches/Sen:							
CTS.26.50.410	CTS_PL 18 - Main Elect Rm: Pull Wire & Set Light Fixtures							

Union Square/Market Street Station


Contract 1300 Work Package 1253

Description of Work

This Work Package is to construct one subway station. Includes station finishes, AC and DC Traction Power substations elevators, escalators, lighting, emergency ventilation fans, HVAC fire alarm/ suppression/ protection, slurry wall top-down construction, settlement monitoring, building protection, PA, CCTV, signage, installation of fare collection equipment and station start-up and commissioning.

Current Status This Month

- Platform Station: Continued construction of stairs and elevators. Continued glass enclosure around elevators. Continued to install overhead plumbing, fire protection piping, and overhead fixture and electrical. Continued installation of unistrut grid for ceiling panels, overhead conduits/piping and LED Artwork. Continued to install speaker and lighting system at Platform Strut Level. Continued installation of lights on top and bottom of wales. Continued installation of escalators. Continued installation of Platform level to trackway stairs. Continued installation of floor drains on Concourse level
- North Concourse: Continued installation of overhead fixture and electrical. Continued cement plaster finish in various rooms. Continued installation of dampers, electrical lights and overhead electrical in main electrical annex room. Continued installation of platform walls and deck at temporary man lift opening
- South Concourse: Continued installation of overhead electrical. Continued installation of unistrut for ceiling panels, overhead conduits/piping and LED artwork. Continued installation of ceiling glass panels. Continued cement plaster layout and framing. Began preparation of substrate for installation of terrazzo flooring
- Street/Surface: Continued waterproofing and installation of precast architectural concrete elements for USG terrace level. Continued installation of USG Roof Level Exhaust Vent. Began installation of the rustic terrazzo sidewalk on the corner of Geary



and Stockton Streets

Work Expected Next Month

- Platform Station: Continue installation of stairs and elevators. Continue installation of glass enclosure around elevators. Continue installation of escalator. Continue installation of overhead plumbing, fire protection piping, and overhead fixture and electrical. Continue to install speaker and lighting system at Platform Strut level. Continue preparation for terrazzo flooring on Platform level. Continue installation of curved ceiling hangers/metal panels. Continue installation of tactile warning strip, directional tile and photo luminescent strip at Platform edge. Continued hat channels and installation of crystallized glass at escalator ramps. Complete installation of floor drains on Concourse level. Complete installation of Platform level to trackway stairs

Union Square/Market Street Station

Contract 1300 Work Package 1253

Work Expected Next Month (continued)

- North Concourse: Continue installation of overhead plumbing, fire protection piping, and overhead fixture and electrical. Prepare for energization at main electrical room
- South Concourse: Continue installation of ceiling glass panels. Continue installation of overhead electrical. Continue installation of escalators. Continue cement plaster layout and framing. Begin installation of crystallized glass at ticket vending machine
- Street/Surface: Complete installation of the rustic terrazzo sidewalk on the corner of Geary and Stockton Streets. Complete demolition, installation of granite curb, brick sidewalk, and pedestrian ramps north of Market Street. Begin and complete installation of mast arm north of Market Street. Continue installation of precast architectural concrete elements for USG terrace level. Continue installation of USG Roof level exhaust vent

Three Month Look Ahead

- Platform Station: Complete construction of stairs and escalators. Complete CMU wall construction. Complete deck installation. Complete all structural concrete work. CoPlatform Station: Complete construction of stairs and escalators. Complete CMU wall construction. Complete deck installation. Complete all structural concrete work. Complete installation of fireproofing. Complete terrazzo flooring. Complete installation of artwork on Concourse and Platform level. Complete installation of ceiling panels. Continue installation of overhead plumbing, fire protection piping and overhead fixture and electrical
- North Concourse: Energize main electrical room. Complete and connect all ventilation



fans and equipment for inspection and testing. Begin installation of fire alarm system in USG. Complete terrazzo flooring. Complete installation of ceiling panels



- South Concourse: Complete construction of the south escalators and stairs. Complete terrazzo flooring. Complete installation of ceiling panels

- Street/Surface: Complete installation of granite curb, brick sidewalk, and pedestrian ramps north of Market Street. Complete installation of glass roof walk artwork on USG Terrace level. Complete installation of precast architectural concrete elements for USG terrace level. Complete installation of traffic cabinets and permanent traffic signals. Begin installation of permanent historic streetlights

Station Excavation and Construction Progress Section

North

South

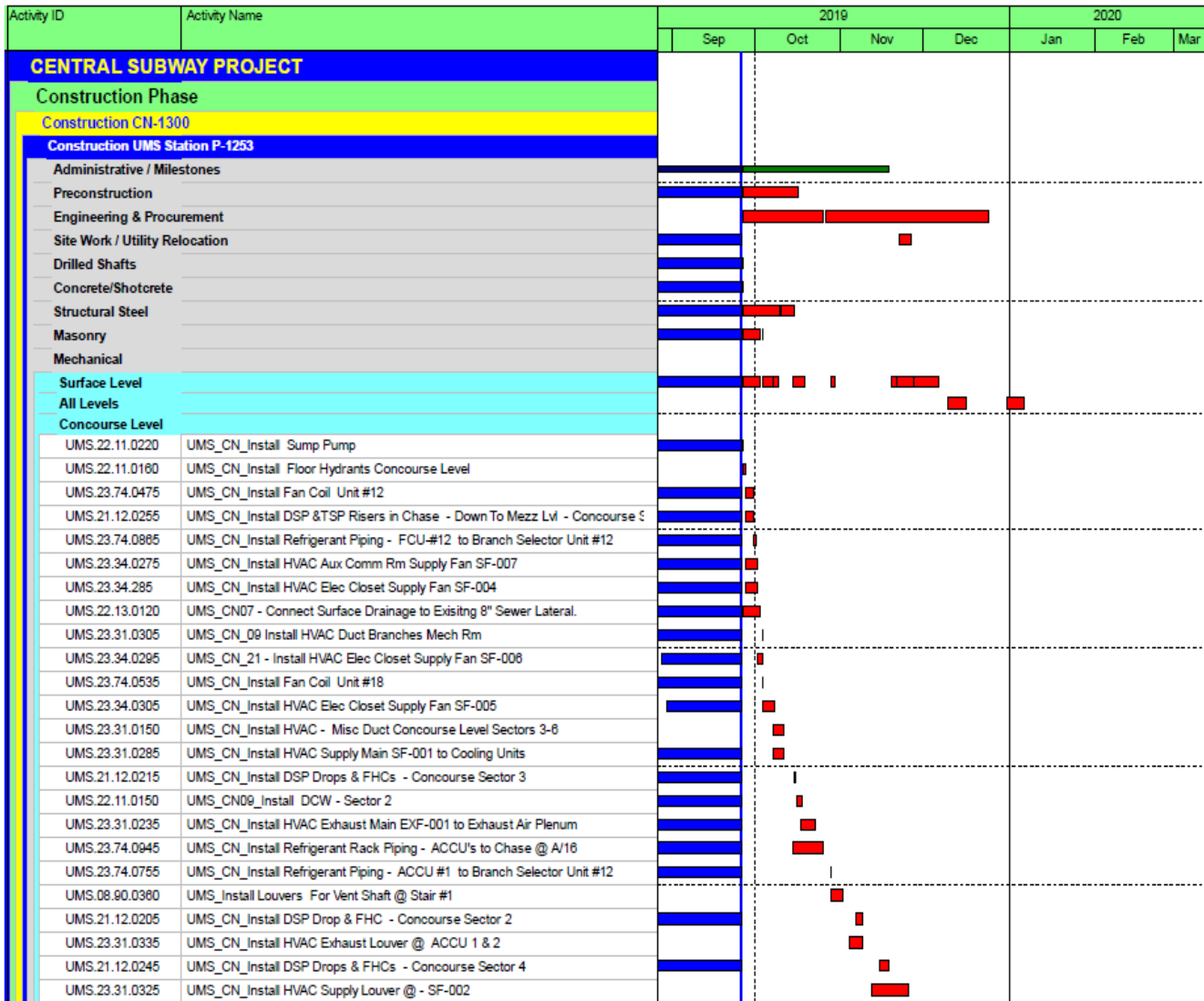


Union Square Market Street Station Construction - Continued

Contract Details	
Contract Awarded:	May 21, 2013
Notice to Proceed:	June 17, 2013
Substantial Completion:	June 29, 2020
Contract Award Value:	\$294,030,590
Modifications to Date (\$):	\$7,744,337
Modifications to Date (Days):	870
Current Contract Value:	\$301,774,927

Budget/Expenditures ▲	
Current Budget	\$314,030,590
Expenditures to Date	\$278,247,547

UMS Three Month Schedule



Yerba Buena/Moscone Station

Contract 1300 - Work Package 1255

Description of Work

This Work Package is to construct one subway station. Includes station finishes, AC and DC Traction Power substations elevators, escalators, lighting, emergency ventilation fans, HVAC fire alarm/ suppression/ protection, slurry wall top-down construction, settlement monitoring, building protection, PA, CCTV, signage, installation of fare collection equipment and station start-up and commissioning.

Current Status

- Continued installing Elevators 1 and 2
- Began installing roof at Vent Shaft
- Installed waterproofing and ceramic tile in Restrooms, Locker Rooms, and Janitor Room
- Continued installing seismic joints in Station Invert level
- Began installing metal wall panels in Station Invert level

Work Expected Next Month

- Continue installing Elevators 1 and 2
- Begin installing Elevators 3 and 4
- Continue installation of Headhouse Vent Shaft
- Begin installation of Headhouse Roof
- Continue placing concrete floor at Headhouse Mezzanine
- Continue installing sound dampers in Station Mezzanine
- Install restroom fixtures and place ceramic tiles for bathrooms in Headhouse Concourse
- Continue installing metal wall and ceiling in Station Concourse
- Begin installing terrazzo finish at Station Platform
- Continue installing seismic joints in Station Invert level



- Continue installing traction power equipment at Station Invert


Three Month Look Ahead

- Continue interior finishes on Mezzanine & Concourse Levels within Station Box
- Continue placement of stairs within Station and Headhouse
- Begin installation of sculpture at Surface level
- Complete installation of artwork in Headhouse Concourse

Station Excavation and Construction Progress Section

North


South



West

4th St.

East



Yerba Buena Moscone Station Construction - Continued

Contract Details

Contract Awarded:	May 21, 2013
Notice to Proceed:	June 17, 2013
Substantial Completion:	June 29, 2020
Contract Award Value:	\$158,089,000
Modifications to Date (\$):	\$3,241,425
Modifications to Date (Days):	870
Current Contract Value:	\$161,330,425

Budget/Expenditures ▲

Current Budget	\$163,089,000
Other Project Offset Credits	\$415,331
Expenditures to Date	\$146,894,124

YBM Three Month Schedule

Activity ID	Activity Name	2019				2020		
		Sep	Oct	Nov	Dec	Jan	Feb	Mar
CENTRAL SUBWAY PROJECT								
Construction Phase								
Construction CN-1300								
Construction YBM Station P-1255								
Preconstruction								
Excavation & Support								
Concrete/Shotcrete								
Electrical								
Concourse Level								
Mezzanine Level								
Platform Level								
YBM.26.24.1180	YBM_PL 106 - Aux Elect Rm: Terminations - Panelboard LCP-1N (Lighting Contro							
YBM.26.24.1370	YBM_PL 207 - Aux Elect Rm: Terminations - Panelboard 1SHL							
YBM.26.24.1100	YBM_PL 106 - Aux Elect Rm: Terminations - Panelboard 1NHL							
YBM.26.24.1130	YBM_PL 106 - Aux Elect Rm: Terminations - Panelboard E1NHL							
YBM.26.24.1400	YBM_PL 207 - Aux Elect Rm: Terminations - Panelboard E1SHL							
YBM.26.24.1430	YBM_PL 207 - Aux Elect Rm: Terminations - Panelboard LCP-1S							
YBM.34.22.0320	YBM_PL 001_Terminate NB Cable Positive Feeder Box PS05 (From PB-02)							
YBM.34.22.0300	YBM_PL 001_Terminate SB Cable - Positive Feeder Box PS06 (From PB-01)							
YBM.34.22.0280	YBM_PL 001_Terminate SB Cable - Positive Feeder Box PS02 to PS06							
YBM.34.22.0310	YBM_PL 001_Terminate NB Cable - Positive Feeder Box PS01 (From PB-02)							
YBM.26.24.1570	YBM_PL 106 - Energize Aux Elect Rm Panelboards							
YBM.26.11.0961	YBM_PL 207 - Aux Elect Rm: Energize Panelboards							
YBM.34.22.0290	YBM_PL 001_Terminate NB Cable - Positive Feeder Box PS01 to PS04							
YBM.34.22.0250	YBM_PL 001_Terminate SB Cable - Positive Feeder Box PS03 (From PB-01)							
Under Platform Level								
Electrical - Transportation								
Conveyances								
All Levels								
YBM.14.31.147	Escalator #1,2 Finish from Platform to Concourse Level							
YBM.14.21.115	Install Elevators #1, 2							
YBM.14.31.137	Electrical/ Terminate Escalator #1,2 from Platform to Concourse Level							
YBM.14.31.167	Assemble/ Install Escalator #3,4 from Concourse to Surface Level							
YBM.14.31.187	Escalator #3,4 Finish from Concourse to Surface Level							
YBM.14.21.146	Install Elevators #3, 4							
YBM.14.31.177	Electrical/ Terminate Escalator #3,4 from Concourse to Surface Level							
YBM.14.31.207	Startup & Test Escalator #3,4 from Concourse to Surface Level							
YBM.14.31.197	Startup & Test Escalator #1,2 from Platform to Concourse Level							
YBM.14.21.126	Startup & Test Elevators #1, 2							
YBM.14.21.156	Startup & Test Elevators #3, 4							
Startup & Testing								

Systems, Trackwork, & Surface Station


Contract 1300 - Work Package 1256

Description of Work

This Work Package is to construct one Surface Station. Includes light rail track and systems, track invert, track safety walkways; light rail track and systems constructed on the 2,000 foot surface for the alignment from the tunnel portal, south to the tie-in to the existing Muni T-Line at Fourth and King Streets; and the surface Fourth and Brannan Street (FBS) Station.

Current Status

- Continued traction power conduit and other electrical conduit installation inside tunnel
- Continued tunnel lighting installation
- Continued walkway installation inside tunnel
- Continued track installation in tunnel
- Continued track installation on 4th Street
- Continued 4th/Brannan platform construction
- Continued 4th/Brannan pavement renovation



Work Expected Next Month

- Continue 4th/Brannan platform construction
- Continue traction power conduit and other electrical conduit installation inside tunnel
- Continue tunnel lighting installation
- Start OCS hanger installation inside tunnel
- Continue walkway installation inside tunnel
- Continue track installation inside tunnel
- Continue track installation on 4th Street

Three Month Look Ahead

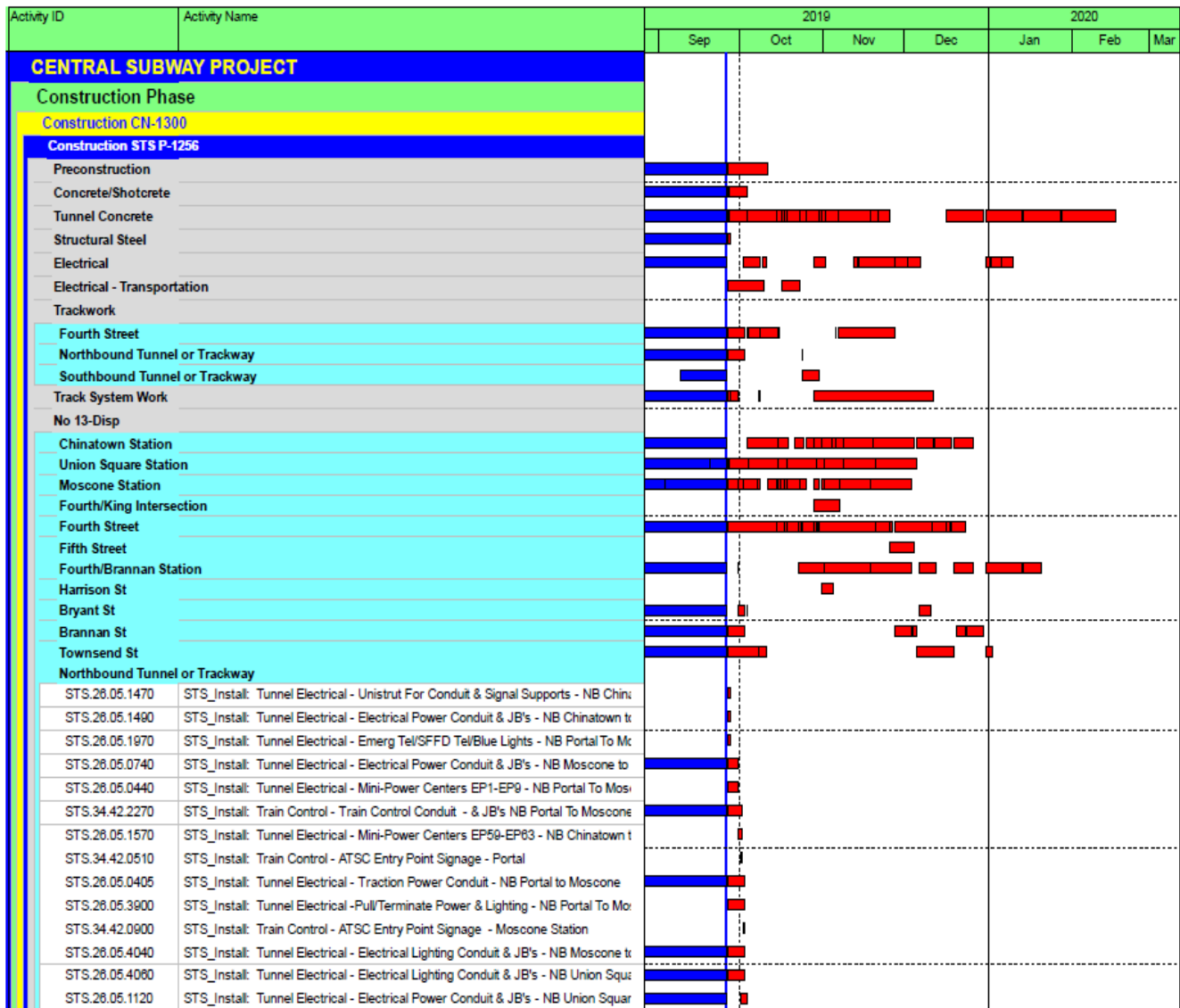
- Complete OCS/street light pole installation
- Continue OCS support/wire installation in tunnel and on 4th Street
- Complete pavement renovation at 4th/Brannan intersection
- Continue 4th/Brannan platform construction
- Continue surface track installation
- Complete track installation inside tunnel
- Continue walkway installation inside tunnel
- Continue electrical conduit installation inside tunnel
- Continue tunnel lighting installation
- Continue pulling traction power cables on 4th Street

Systems, Trackwork, & Surface Station Construction - Continued

Contract Details	
Contract Awarded:	May 21, 2013
Notice to Proceed:	June 17, 2013
Substantial Completion:	June 29, 2020
Contract Award Value:	\$139,989,000
Modifications to Date (\$):	(\$14,581,253)
Modifications to Date (Days):	870
Current Contract Value:	\$125,407,747

Budget/Expenditures	
Current Budget	\$126,952,290
Other Project Offset Credits	\$2,632,766
Expenditures to Date	\$93,876,200

Systems, Track and Surface Station Three Month Schedule



Program Components

Community Outreach

Outreach public information, events and presentations for September 2019 include:

- Conducted Chinatown Merchant's Meeting
- Conducted Community Advisory Group Meeting
- Continued noise and dust mitigation meetings with Tutor Perini and community stakeholders
- Ongoing outreach to merchants and residents
- Conducted meetings and face-to-face visits with various merchant stakeholders along the alignment
- Preparation and dissemination of construction notices
- Produced quarterly construction update video and other multimedia content
- Responded to constituent complaints

Outreach in Support of Mitigation and Monitoring

- Team members participated in weekly progress to address neighborhood concerns
- Outreach and communication efforts continue in Chinatown, Union Square, and SOMA
- Weekly photo documentation of project work and editing
- Outreach team members met with SF Arts Commission representatives to align public art completion strategy
- Weekly construction update emails sent to list of approximately 700 residents and stakeholders

Media Coverage

Central Subway Media Coverage			
Date	Title (with link to story)	Source	Reporter/Writer
9/11/2019	Central Subway to debut in 2021, nearly three years later than planned	San Francisco Examiner	Joe Fitzgerald Rodriguez
9/11/2019	San Francisco's Central Subway hits huge delay — won't open until 2021	CBS KPIX 5	Joe Vazquez
9/11/2019	Report: SF's Central Subway Project significantly delayed; won't open until 2021	FOX KTVU 2	KTVU staff
9/12/2019	San Francisco's Central Subway hits huge delay — won't open until 2021	San Francisco Chronicle	Rachel Swan
9/12/2019	Central Subway delayed until 2021	CURBED	Adam Brinklow
9/17/2019	Central Subway tab likely to grow by \$55M as work, testing stretch into 2021	San Francisco Chronicle	Rachel Swan
9/17/2019	Central Subway project projected to run \$55 million over budget	San Francisco Examiner	Joe Fitzgerald Rodriguez

Quality Assurance

Quality Assurance monthly activity of oversight, surveillance, audits, proactive feedback and QA records actively involves the Project construction management staff, the resident engineers, the prime construction contractor and their subcontractors.

Stations and Systems Contract CN1300 Quality Assurance Monitoring Activities

- QA observation of all work in progress for all work packages
- QA observations of QC inspection, testing and documentation by Smith Emery for all work packages
- QA observation of station construction at CTS, UMS, and YBM
- QA observation of STS invert and plinth concrete placement and track installation
- QA observation of STS rail preparation and installation
- QA review of TPC's Quality Control (QC) Daily Inspection Reports posted to project records CM13 which includes TPC's Specialty Subcontractor's QC checklists, associated documentation and Smith Emery inspection and testing reports provided by TPC's subcontractor that provides laboratory and inspection services – including special inspections required for the City of San Francisco's Department of Building Inspection (DBI) for all permitted work
- QA participation in definable feature of work preparatory and initial phase meetings as scheduled by the contractor's QC manager
- QA participation in Weekly Work Package Progress Meetings for STS, YBM, UMS and CTS
- QA participation in Monthly Project Risk Mitigation, Safety and Security, and weekly Construction Management Board (CMB) meetings as scheduling constraints allow

Document comment and review:

- QA staff reviews quality related submittals, other submittals and Requests for Information (RFIs) as needed and requested to support the RE's and CM administration of the QCP
- QA staff performs random checks of the Contractor's independent field testing laboratory reports and results as provided by the Contractor's testing laboratory which includes concrete cylinders, shotcrete cores, and shotcrete C1550 flexural specimens
- Contractor Non Conformance Reports (CNCR) Status as indicated in the TPC QC CNCR Log:
 - ◇ Initial: 5 CNCRs are currently posted to the CNCR Log as INITIAL entries. (no change from August 2019) (C1300 is required to generate a CNCR within 24 hours of becoming aware of what appears to be nonconforming work).
 - ◇ Dispositioned (not acceptable): 26 CNCRs are currently posted to the CNCR Log as DISPOSITIONED (NOT ACCEPTABLE) and have been returned to the Contractor because the RE's review of the Contractor's proposed disposition determined that the proposed disposition is not appropriate and must be revised). (+3 change from August 2019)
 - ◇ Dispositioned: 15 CNCRs are currently posted to the CNCR Log as DISPOSITIONED and are being reviewed by associated SFMTA RE to verify that the Contractor's proposed disposition is appropriate.) (-10 from August 2019)
 - ◇ Approved: 42 CNCRs are currently posted to the CNCR Log as APPROVED because the suggested REPAIR dispositions have been approved and the CNCRs will remain open until

Quality Assurance - Continued

the approved REPAIR procedure is performed. (-3 from August 2019)

- ◇ Closed: 353 CNCRs are currently posted to the CNCR Log as CLOSED. (+15 from August 2019)
- ◇ Voided: 50 CNCRs are currently posted to the CNCR Log as VOIDED (subsequent evaluation of the INITIAL CNCRs determined that a CNCR is not warranted). (+2 change from August 2019)
- ◇ 491 CNCRs are currently posted to the CNCR Log. (+7 from August 2019)

Notice of Non-compliance (NCN):

- Project QA has issued 29 NCNs

Audits:

- Previously, Project QA performed an audit of the Contractor's compliance with specified requirements for Project Coordination and Management Staff. The audit resulted in five findings and five Corrective Action Requests
- During this period, Project QA initiated an audit of the Contractor's compliance with document control and quality records requirements for the period

QA Issues:

- The Contractor does not have the required QC staff. Currently there are three vacancies
- The Contractor does not have QC on the site at all times during construction as required
- The Contractor continues to perform work in some instances prior to receipt of approved required submittals (including coordination and shop drawings) and RFIs with or without knowledge of the Contractor's QC or responsible production supervision. This presents potential risk

QA Concerns:

- The contractor continues to furnish and install OCS poles without meeting prerequisite certification requirements. Project QA issued STS NCN 003. The Contractor has not responded
- The Contractor continues to VOID CNCRs without demonstrating that the work meets Contract requirements
- The Contractor is not identifying all nonconforming work as required by Contract
- The Contractor continues to perform CNCR repairs prior to receiving approval of the proposed repair procedures
- The untimely identification and mitigation (SFMTA approval) of "last minute items" remains an ongoing challenge to all involved and often generates nonconforming work. Project quality has not suffered to date; however the aforementioned concern remains
- Project schedule compression demands disrupting RE, design staff priorities, and work flows as mentioned above; quality has not suffered but the concern remains
- CNCR 354, which documents that standard strength and not high strength 115 RE rail has been furnished and installed by Tutor Perini Corporation (TPC) the C1300 Contractor. CNCR 354 was dispositioned as Use-As-Is and was then rejected by SFMTA and returned to TPC QC to address the requirements of 34 11 14 *Rail*. SFMTA wrote a letter to TPC directing the removal of the non-

Quality Assurance - Continued

conforming rail. SFMTA QA was informed by TPC's Project Manager that CNCR 354 would be voided. SFMTA QA's concern is that that CNCR 354 was voided by TPC perceived ambiguities in the Contract Documents without consideration of other Contract Document requirements. Nonconformance Notice NCN CT-001 was issued, directing TPC to reinstate CNCR 354. This issue is being closely monitored by SFMTA

Other Program QA Practices Implemented:

- Close-out of Corrective Action Requests: Close outs continued as required from Quality Assurance staff's audits, surveillances and PMOC quarterly reviews. The status is tracked in the Corrective Action Log that is available to the project team and the FTA PMOC
- Project QA continues to hold weekly meetings with the Resident Engineers, Assistant Resident Engineers, and QA inspectors of all stations to review project quality assurance procedures and requirements and to discuss contractor quality control requirements

Risk Management

Risk Mitigation Management Meeting No.120 was held on Tuesday, September 10, 2019. The members of the Risk Assessment Committee will review the top risks item in accordance with the risk summary sheet, which have been given a rating by The Committee of six and above.

During the monthly meeting, thirty-four (34) construction risks, two (2) revenue service risk and one (1) remaining requirement risk, will be tracked on the Project's Risk Register, in addition to, establishing strategies for mitigation and evaluating potential unforeseen issues or conditions.

The Risk Assessment Committee agreed to retire two (2) risk items relating to the project schedule, risks #99 and #240, due to the issuance of a global settlement resulting in a bilateral contract modification.

The Committee will continue to follow risks and risks will be monitored and statuses updated with the use of the risk mitigation status sheets, providing monthly updates by the Risk owner to demonstrate the assigned mitigation strategy is being implemented. The program is in the process of evaluating the risk, schedule, and cost with FTA to ensure that the program has sufficient schedule and cost contingency.

Top Risks

Risk #	Risk Description	Risk Rating	Contract Phase
255	Water leaks at YBM station, including water in conduits to both electrical room and TP room	10	YBM
251	Physical activities missing (not defined) in the schedule / identify activities of undefined scope	8	STA
205	Prolong period of CMod's creates additional cost/causes bad blood between Resident Engineer and Contractor	8	STA
257	Systems Test Integration between components does not work; fails	8	RS
253	Do not have adequate (subcontractor) resources defined to perform the work to meet schedule performance	6	STA
238	Quality Program is ineffective in processing the nonconformance items causing schedule impacts	6	STA
229	CN1300 System Acceptance Testing takes a prolonged amount of time	6	STA
230	SFMTA Commissioning Coordination (inaccurate time for coordination or participation from Muni Ops)	6	STA
261	Internal Staffing Resource Issue	6	GEN
254	CPUC Field Certification - Not having enough staff to certify the work may slow down the process	6	STA

Program Safety & Security

The San Francisco Municipal Transportation Agency is committed to the highest practical level of safety and security standards and practices in the public transit industry. The Safety and Security Management Plan (SSMP) components are reported on below as appropriate including, Safety and Security Committee, the Fire Life Safety and Security Committee the Construction Conformance Verification and Documentation and Contractor Safety and Security.

Project Management/Construction Management (PMCM) Team

Safety bulletin boards have subjects covering the daily job briefings. Weekly safety meetings are held on a weekly basis so all staff has an opportunity to attend. We hold a “bagel break” once a month to help generate interest and attendance at the meetings. These monthly meetings have helped to create a real team environment.

Safety Summary for the 1300 Stations Systems Track Construction Package

In September, there were a total of four incidents. All four were first aids. They consisted of one incident of foreign object in eye, a strained back, thumb injury, and a bruised arm.

As a deterrence to reduce crime, TPC management has installed motion detection cameras. In addition, TPC has also implemented a stricter policy for access and egress to prevent unauthorized entries to the construction sites.

Table 1300 Stations Construction Safety Record

Table 1300 below summarizes the Month to Date and Project to Date for the Stations, Systems and Track Construction contractor and subcontractors.

Next Month Look Ahead

1300 Contract

1. At CTS, we continue to install GRFC panels, escalators, electrical switchgear installation , and waterproofing
2. At UMS, we continue to install stairs, elevators, escalators, overhead plumbing, fire protection piping, and overhead fixture and electrical
3. At the YBM station, we continue to install elevators, light fixtures, seismic joints, concrete floor, and traction power
4. At the STS station, we continue traction power conduit and other electrical conduit installation inside the tunnel.

Program Safety & Security - continued

Project Safety Record - Contract 1300

SAFETY GOALS

Through Month End SEPT 2019

OSHA Recordable Accidents, <3.4
Lost Time Cases, <1.6

JOB TO DATE

	Tutor	Subs	Total Project	Rate*
OSHA Recordable Accidents	17	6	23	1.16
Job Transfer or Restricted Duty Cases	0	0	0	0.00
Lost Time Cases	6	1	7	0.35
Total Project Incidents	23		30	1.51
Man Hours Worked Through M/E Sept 2019	1,909,592	2,070,063	3,979,655	

YEAR TO DATE (Month ,Day, Year to Month, Day, Year)

	Tutor	Subs	Total Project	Rate*
OSHA Recordable Accidents	16	2	18	6.01
Job Transfer or Restricted Duty Cases	0	0	0	0.00
Lost Time Cases	6	0	0	0.00
Total Project Incidents	1	0	0	0.00
Man Hours Worked Through M/E Sept 2019	304,342	294,342	598,684	

* Rate is calculated based on number of incidents divided by total number of man hours worked multiplied by 200,000 man hours.

OSHA Recordable Accidents - 2008 Construction Industry Rate for Highway, Street, and Bridge Construction = 3.9

*Classifications change at a later date due to additional information becoming available, thereby, changing the numbers on the chart.

For example, what was once classified as an accident can become a first aid which leads it to no longer being recordable.

Technical Capacity

In September 2019, the Program is still considering candidates for STS Resident Engineer, a Change Order Administrator and is interested in identifying additional candidates for supplementation of the team in the areas of Office Engineer and persons with expertise in MEP Coordination.



Two men remove excess concrete from around an elevator shaft opening on the Union Square/Market Street Station platform.

Staffing

The Central Subway Staffing Table shows Planned and Actual full-time equivalent staff (FTEs) working on the Program by organizational function and responsibility.

	July 2019		Aug-2019		September 2019	
	Planned	Actual	Planned	Actual	Planned	Actual
Project Management						
Program Management	6.60	5.20	6.60	5.70	6.60	5.70
Quality Assurance	1.80	1.00	1.80	1.00	1.80	1.00
Contract Administration	1.40	13.40	1.40	13.40	1.40	13.00
Community Outreach	5.50	2.50	5.50	2.50	5.50	2.00
Finance	2.00	0.00	2.00	0.00	2.00	0.00
Project Controls	4.80	4.65	4.80	4.65	4.80	4.65
Subtotal	22.10	26.75	22.10	27.25	22.10	26.35
Construction Management						
CM - CN 1252	0.00	0.00	0.00	0.00	0.00	0.00
CM - CN 1300	21.55	26.45	21.55	28.00	21.55	31.00
Design Support - CN 1252	0.00	0.00	0.00	0.00	0.00	0.00
Design Support - CN 1300	9.00	9.00	9.00	9.00	9.00	13.00
Subtotal	30.55	35.45	30.55	37.00	30.55	44.00
Start Up						
Start Up / Safety & Security	5.95	1.20	5.95	1.20	5.95	1.20
Subtotal	5.95	1.20	5.95	1.20	5.95	0.20
Total	58.60	63.40	58.60	65.45	58.60	70.55

Third-Party Agreements

No activity in this reporting month.

LRV Procurement

SFMTA has initiated a new light rail vehicle procurement to acquire up to 260 vehicles over the next 15 years. The scope includes the design, manufacture, delivery and testing of up to 260 light rail vehicles together with associated services, spare parts, special tools, training and documentation. This includes an initial delivery of 24 cars, scheduled for delivery from 2017 - 2018 to supplement the fleet when the SFMTA's Third Street Phase 2 - Central Subway Project extension opens.

The delivery of 24 vehicles related to Central Subway has been completed.



A welder attaches brackets to the side of the south staircase inside Union Square/Market Street Station, to prepare for the installation of escalators.

central **T** subway

Current Construction Activity



Chinatown (CTS)



Union Square/Market Street (UMS)



Yerba Buena/Moscone (YBM)




4th St. Surface Track, Systems (STS)





Structural steel elements have been installed as a first step to build the concourse-to-platform staircase inside the Chinatown Station platform cavern.



Recesses in the floor of the concourse level inside Chinatown Station's headhouse structure are prepped for the future installation of escalator footings.




Massive wooden reinforcements temporarily hold up formwork as part of reinforced concrete wall construction at the south end of Chinatown Station's street-level entrance.




With much of the major structural work now complete inside the lower levels of Chinatown Station, large equipment is being brought to the surface to make room for interiors and systems.




Crews have been hard at work assembling elevator components and testing systems, looking south on the concourse level for Union Square/Market Street Station.



Two men on scissor lifts inside the south concourse for Union Square/Market Street Station attach suspension cables from a ceiling support lattice, ahead of installing reflective glass panels.



Insulated ceiling panels are being installed inside the north concourse for Union Square/Market Street Station, as it curves westward toward the entrance at Union Square.



A worker ascends the staircase at the south end of the Union Square/Market Street Station platform, adjacent to three escalators which are currently being installed.



A worker hauls 2x4s from the concourse level down to the station platform inside Yerba Buena/Moscone Station.




The initial layer of terrazzo has been poured and smoothed near the south end of the Yerba Buena/Moscone station platform.




Pedestrians travel a recently-restored section of sidewalk adjacent to the Yerba Buena/Moscone Station, while nearby cars drive down restored lanes on the west side of 4th Street.



A welder fashions brackets against a large concrete element jutting above the street level at the Yerba Buena/Moscone Station entrance.



The trackside edges of the 4th and Brannan station platform are sanded smooth to prepare for tactile paving and other surface elements.



Two men coordinate vehicle movement on the finished surface portion of the alignment at 4th and Welsh.



Workers carefully excavate around existing utility access manholes at the southeast corner of 4th and Brannan, where roadway restoration and repaving are underway.



A surveyor checks measurements at the southeast corner of the 4th and Brannan intersection, where roadway restoration is underway.

Appendix A

DETAIL COST REPORTS

*September 2019 Notice: The City continues to experience problems that were caused by error and inaccuracy from the transition from FAMIS to Financial System Project (FSP). An updated methodology has been implemented within the financial reporting that will provide more accurate figures for transactions occurring in fiscal year 2019.

1. PROJECT COST

The Current Cost Estimate (CCE) for the Central Subway Project is \$1.578 billion in year of expenditure dollars (\$YOE). This total project cost is shown at the top of Report 7.1, Program Project Budget. This capital cost projection incorporates allocated and unallocated contingencies to cover the risks associated with the project completion. The Program is in the process of evaluating the Program’s Estimate at Completion (EAC) as part of a workshop with FTA. When the report is finalized, the Program will adjust the overall Program budget and contingency.

Total net incurred costs for the project are \$1,428.30 million, a \$42.94 million increase over last month. The cost to date figure reflects expenditures through FAMIS 786 Report (\$1,358.77 million) plus the utilities joint trench Form B Reimbursement payment (\$12.51 million), invoices currently being processed (\$50.78 million) and estimates of outstanding pay requests (\$6.28 million). This incurred amount equals 90.5% of the total project budget of \$1.578 billion.

The current funding level to date is \$1,556.74 million and includes Low Carbon Transit Operations Program (LCTOP) Funds FY2019/2020 \$4,000,000 and Transportation Sustainability Fee Program (TSF-Transit) FY2018 \$3,191,063 appropriated in September 2019. This represents 98.6% of the total project budget.

CONTRACT	PP NO	PP PERIOD TO	PROG PYMT AMOUNT
CS155.1*	69	3/31/2016	\$ 13,280.00
CS155.1*	70	6/30/2016	\$ 24,327.00
CS155.1*	71	9/30/2016	\$ 65,000.00
CS155.1*	72	12/30/2016	\$ 50,000.00
CS155.1*	73	3/31/2017	\$ 35,282.00
CS155.2	112	6/30/2019	\$ 250,911.62
CS155.2	113	7/31/2019	\$ 250,911.62
CS155.2*	114	8/31/2019	\$ 250,911.62
CS155.2*	115	9/30/2019	\$ 250,911.62
CS155.3	108	3/31/2019	\$ 64,357.18
CS155.3	109	4/30/2019	\$ 60,479.08
CS155.3	110	5/31/2019	\$ 46,965.45
CS155.3*	111	6/30/2019	\$ 46,965.45
CS155.3*	112	7/31/2019	\$ 46,965.45

CONTRACT	PP NO	PP PERIOD TO	PROG PYMT AMOUNT
CS155.3*	113	8/31/2019	\$ 46,966.45
CS155.3*	114	9/30/2019	\$ 46,966.45
CN1300	68	8/31/2019	\$ 8,011,279.00
CN1300	69	9/17/2019	\$ 31,240,000.00
CN1300	70	9/30/2019	\$ 10,850,128.00
CS149*	125	4/30/2019	\$ 1,198,779.28
CS149*	126	5/31/2019	\$ 1,198,779.28
CS149*	127	6/30/2019	\$ 1,198,779.28
CS149*	128	7/31/2019	\$ 1,198,779.28
CS149*	129	8/31/2019	\$ 1,198,779.28
CS149*	130	9/30/2019	\$ 1,198,779.28
CS156*	95	10/31/2018	\$ 20,701.47
CS156*	96	11/30/2018	\$ 20,701.47
CS156*	97	12/31/2018	\$ 20,701.47
other accruals*		9/30/2019	\$ (1,856,137.03)

* Estimated Amount \$ 57,051,251.05

2. CONTINGENCY ALLOCATIONS AND USAGE

The current Total Project Contingency is negative \$7.88 million. The Contingency Drawdown Curve is shown in Report 7.3. Follows by Report 7.4 Contingency Management Trend Report with the Remaining Contingency after Approved Changes Deducted contingency items in column “i”.

In this reporting period, CN1300 Station processed four contract modification in the amount of \$39,244,142. Refer to Report 7.5 for approved contract modifications and potential changes.

3. BUDGET TRANSFERS

CN1300 Station processed three contract modification in the amount of \$31,931,967 in SCC 40 category and one contract modification in the amount of \$142,904 in SCC 20 category. There is a net budget transfer of \$0 in this reporting period due to the further drill down of SCC 10-50 categories; allocated contingency is in SCC 20 category. When a contract modification is processed, the funds are drawn from allocated contingency. Refer to Report 7.7 Column C for budget transfers.

4. FORM B

The Utilities Joint Trench Form B Details is listed in the Table A2 below. Total utilities joint trench Form B Reimbursement payment to three construction contracts is \$12.51 million.

TABLE A2: UTILITIES JOINT TRENCH FORM B DETAILS	[A] Mar 2015 BUDGET	[B] EXPENDED TO DATE	Associated Cost Account
1.3.491.07.040.02 - FORM B - CN1250 UTILITY REIMBURSEMENT	(2,275,419)	2,463,325	1.3.081.07.040.02 - 1UTL:SITWORK: UTILITIES & RELOC
1.3.491.08.040.02 - FORM B - CN1251 UTILITY REIMBURSEMENT	(7,618,412)	3,608,217	1.3.082.08.040.02 - 2UTL:SITWORK:UTILITIES&RELOCATE
1.3.491.02.040.02 - FORM B - CN1252 UTILITY REIMBURSEMENT	(254,050)	3,975,656	1.3.083.02.040.02 - TUNN:Sitework:Utilities & Relocate
1.3.491.04.040.02 - FORM B - CTS: CN1300 UTILITY REIMBURSEMENT	(451,703)	443,046	1.3.085.04.040.02 - CTS.1254: SITE UTILITIES, UTILITY RELOCA
1.3.491.09.040.02 - FORM B - STS: CN1300 UTILITY REIMBURSEMENT	(1,000,000)	1,053,691	
1.3.491.03.040.02 - FORM B - UMS: CN1300 UTILITY REIMBURSEMENT	(528,370)	467,600	1.3.084.03.040.02 - UMS.1253: SITE UTILITIES, UTILITY RELOCA
1.3.491.05.040.02 - FORM B - YBM: CN1300 UTILITY REIMBURSEMENT	(100,000)	495,879	1.3.086.05.040.02 - YBM.1255: SITE UTILITIES, UTILITY RELOCA
TOTAL	(12,227,954)	12,507,414	

5. EARNED VALUE (EV) ANALYSIS

In September 2019 Report, the Preliminary Earned Value Analysis reports is based on the SFMTA September Schedule Update. The Planned Value, Earned Value, Actual Cost, Percent Complete and resulting indexes as follows:

Preliminary September Earned Value

Overall Budgeted Cost:	\$1,578,300,000
Planned Value:	\$1,554,051,445
Earned Value:	\$1,389,207,694
Actual Cost:	\$1,428,296,047
Schedule Performance Index (SPI):	0.89
Cost Performance Index (CPI):	0.97
Percent Complete:	87.9%

SFMTA, EV Chart
SEPTEMBER 30, 2019 Update

Activity ID	Activity Name	Start	Finish	Performance % Complete	Budgeted Total Cost	Planned Value Cost (PV)	Earned Value Cost (EV)	Actual Total Cost (AC)	CFI	SFI
CENTRAL SUBWAY PROJECT										
	Preliminary Engineering Phase	03-Jun-03 A	14-Jul-23	87.94%	\$1,578,267,901.89	\$1,554,051,445.37	\$1,389,207,693.79	\$1,428,296,047.11	0.97	0.89
	Final Design	03-Jun-10 A	07-Jan-10 A	100%	\$46,542,061.34	\$46,542,061.02	\$46,542,061.02	\$46,542,060.53	1.00	1.00
	Light Rail Vehicles	08-Jan-10 A	17-Jun-13 A	100%	\$115,075,987.10	\$115,075,987.06	\$115,075,987.06	\$113,950,952.17	1.01	1.00
	Real Estate	15-Apr-13 A	27-Mar-20	8.25%	\$16,800,000.00	\$26,385,653.00	\$2,177,131.58	\$11,929,246.72	0.18	0.08
	Construction Phase	01-Aug-08 A	15-May-15 A	100%	\$32,140,417.71	\$37,405,895.00	\$37,405,895.00	\$30,543,064.53	1.22	1.00
	Construction Support and Costs	03-Jan-10 A	05-Apr-22	88.34%	\$1,360,826,766.74	\$1,319,122,392.80	\$1,188,006,619.13	\$1,225,330,723.16	0.97	0.90
	Construction Utility Contract #1 - MOS & Portal CN-1250	03-Jan-10 A	05-Apr-22	94.39%	\$210,192,029.74	\$174,181,550.57	\$188,659,198.50	\$181,994,210.34	1.04	1.08
	Construction Utility Contract #2 - LMS CN-1251	04-Jan-10 A	23-May-11 A	100%	\$11,968,150.00	\$11,968,150.00	\$11,968,150.00	\$11,968,150.00	1.00	1.00
	Construction Tunnels CN-1252	12-Jan-11 A	15-Oct-12 A	100%	\$20,669,081.47	\$20,794,562.00	\$20,794,562.00	\$20,669,081.47	1.01	1.00
	Construction STS P-1256 ATCS	08-Jun-11 A	26-Sep-19	93.05%	\$233,511,253.03	\$251,068,967.23	\$233,608,894.28	\$233,511,253.34	1.00	0.93
	Construction STS P-XXXX Radio	20-May-14 A	16-Sep-20	19.7%	\$18,036,709.00	\$10,808,050.96	\$2,129,643.60	\$0.00	0.00	0.20
	Construction CN41300	26-Sep-19	30-Jun-20	0%	\$4,809,852.50	\$0.00	\$0.00	\$32,098.00	0.00	0.00
	Unallocated Contingency	03-Jun-13 A	27-Sep-20	85.95%	\$961,639,691.00	\$850,301,062.04	\$730,846,150.74	\$777,155,930.01	0.94	0.86
	Project Management	26-Sep-19	29-Jul-21	0%	\$6,882,669.00	\$9,519,456.49	\$0.00	\$0.00	0.00	0.00
		30-Jul-21	14-Jul-23	0%	\$0.00	\$0.00	\$0.00	\$0.00	0.00	0.00

Earned Value Analysis and Definitions

SPI is a measure of schedule efficiency on a project. It is the ratio of earned value (EV) to planned value (PV). A SPI equal to or greater than one indicates more work was completed than planned and a value of less than one indicates less work was completed than planned. A value of less than 0.9 is unfavorable.

CPI is a measure of cost efficiency on a project. It is the ratio of earned value (EV) to actual cost value (AC). A CPI equal to or greater than one indicates a cost under run and a value of less than one indicates a cost overrun. A value of less than 0.9 is unfavorable.

The following earning rules are established for each of the phase:

Cost Element Group	Planned Value (Primavera)	Earned Value (Primavera)	Actual Cost (SFMTA Cost Accounting (SAP))
Prelim. Engineering	Expenditure Plan Level of Effort (LOE)	Equals to Planned Value (LOE)	Time Keeping; Vendor Accruals and Invoices
Final Design	Expenditure Plan Level of Effort (LOE)	Equals to Planned Value (LOE)	Time Keeping; Vendor Accruals and Invoices
Procurement	Planned Delivery Date	Actual Delivery Date	Time Keeping; Vendor Accruals and Invoices
Real Estate	Expenditure Plan Level of Effort (LOE)	Equals to Planned Value (LOE)	Time Keeping; Vendor/ Material Accruals and Invoices
Construction	Schedule of Work	% Complete* x Budget at Completion (BAC)	Vendor Accruals and Invoices
Sub-Total	Performance Measurement Baseline (PMB)	Total Earned Value	Total Actual Cost
Below the Line	+ Contingency		
Total	Approved Budget		

6. FUNDING SUMMARY

The Funding Available Table below shows the total awarded funds to date vs. the total committed funds from the Project’s funding sources.

Funding Available Table		
	Funding	
	Committed Funding Sources	Total Awarded Funds to Date
Federal		
Sect. 5309-NS	\$942,200	\$942,200
Sect. 5307-OBAG	\$15,980	\$15,980
CMAQ	\$41,025	\$41,025
Federal Subtotal	\$999,205	\$999,205
State		
TCRP	\$14,000	\$14,000
State RIP	\$12,498	\$12,498
Prop. 1B (I-Bond) PTIMSE	\$308,601	\$307,792
Prop. 1A (HSR-Bond)	\$61,308	\$61,308
State Subtotal	\$396,407	\$395,598
Local		
LCTOP	\$4,000	\$4,000
Operating	\$4,970	\$0
MTA	\$0	\$0
Prop. B Pop Baseline	\$26,985	\$16,055
Prop. K	\$143,542	\$138,692
TSF Transit	\$3,191	\$3,191
Local Subtotal	\$182,688	\$161,938
CPT 544 Total	\$1,578,300	\$1,556,741

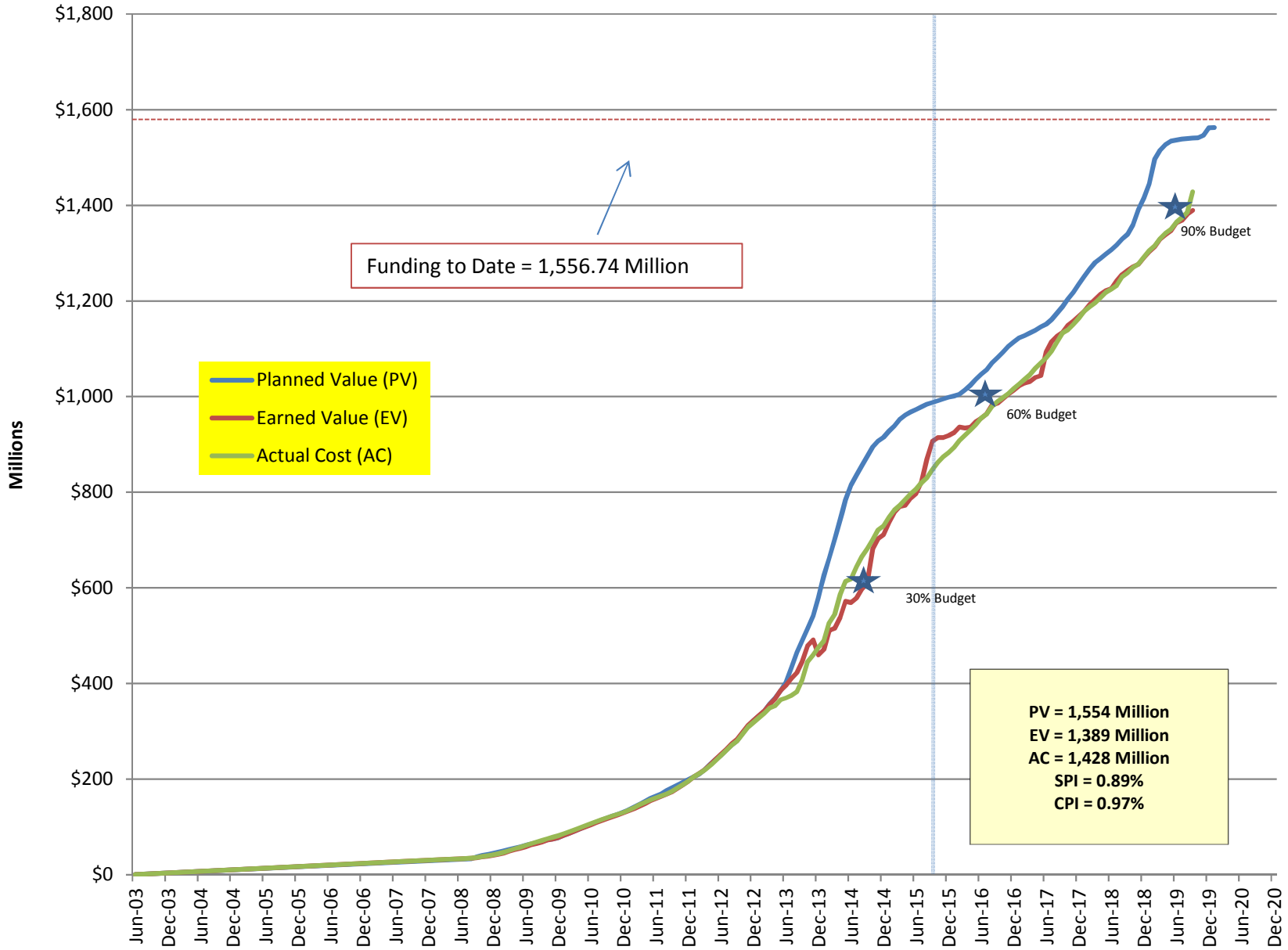
7. LIST OF COST REPORTS

- 7.1 Program Project Budget
- 7.2 Earned Value Cash Flow
- 7.3 Contingency Drawdown Curve
- 7.4 Summary Contingency Management Trend Report
- 7.5 Detail Contingency Usage Report
- 7.6 Budget Revisions: Report sorted by Construction Packages & Soft Costs
- 7.7 Project Budget & Expenditure Report: Sorted by SCC Summary
- 7.8 Budget & Expenditure Report: Sorted by SCC Details
- 7.9 Detail Monthly Expenditure Report: grouped by Project Phase
- 7.10 Cost Report Notes

A. Central Subway Project						
Project	Name	Amount	PM	Funding Source	Reporting	Cost Report Notes
1	CPT544 Central Subway Project	\$1,578,300,000	J. Funghi	62% Fed, 30% State, 8% Local	yes	1
Total:		\$1,578,300,000				
B. Related SFMTA Capital Improvement Projects						
Project	Name	Amount	PM	Funding Source	Reporting	
2	CPT690 TBM Retrieval Shaft Relocation	\$9,700,000	Funghi/Magary	MTA Operating Funds	no	2
3	CPT718 Chinatown Metro Plaza	\$6,980,000	J. Funghi	Transbay Redevelopment	no	3
4	CPT665 Central Subway Project - Goodwill	\$2,367,750	K. Magary	I-Bond Interest	no	4
5	CPT705 MOH - Broadway/Sansome	\$8,000,000	K. Magary	MTA Operating Funds	no	5
Total:		\$27,047,750				
C. Central Subway Project - Project Offset Credits						
	From	Amount	Index	Notes	Reporting	
1	2009-2016 Utility Co. - Form B Reimbursement	\$12,227,954	--	Construction contracts	yes	6
2	2017-2019 PG&E - Power Feed Reimbursement	\$7,624,540	--	Not yet bill PG&E	yes	7
3	6/26/2013 BART Elevator	\$90,000	68CPT544135B	Not yet rec'd BART Funds	yes	8
4	11/6/2013 Tutor Perini - CAD Files	\$2,500	68CPT5441236	Deposit to Design Index	yes	9
5	1/27/2014 SFPUC - Sewer Main	\$2,925,296	68W251	Certified in Contract 1300	yes	10
6	8/27/2014 SFMTA Traffic Effectiveness Project funded	\$694,651	68W324/686D42	Contract 1252 CMod #40	yes	11
7	9/27/2014 SFPUC - 24" Water Main	\$328,860	68CPT544135A	Contract 1252 CMod #41	yes	12
8	2/15/2015 Chinatown Plaza Construction Estimate	\$75,000	68CPT7181341	Contract 1300 CMod #6	yes	13
9	3/27/2015 SFPUC - 24" Water Main Additional Work Support for North Beach Restoration, OCS and	\$112,102	68W409	Contract 1252 CMod #48	yes	14
10	3/15/2016 Streetlighting	\$155,468	68T7373342D2/D3	Contract 1252 CMod #51	yes	15
11	6/27/2016 DPW - MOU for Water Line above YBM Station SFWD - 8' water line at the intersection of Fourth and	\$438,218	68W592	Contract 1300 CMod #20 Contract 1252 CMod #49 partial	yes	16
12	12/9/2016 Jessie Street	\$21,020	68W456	(\$2,102) and #60	yes	17
Total:		\$24,695,609				

Earned Value Cash Flow Curve

Report Period: September 2019
7.2 EARNED VALUE CASH FLOW

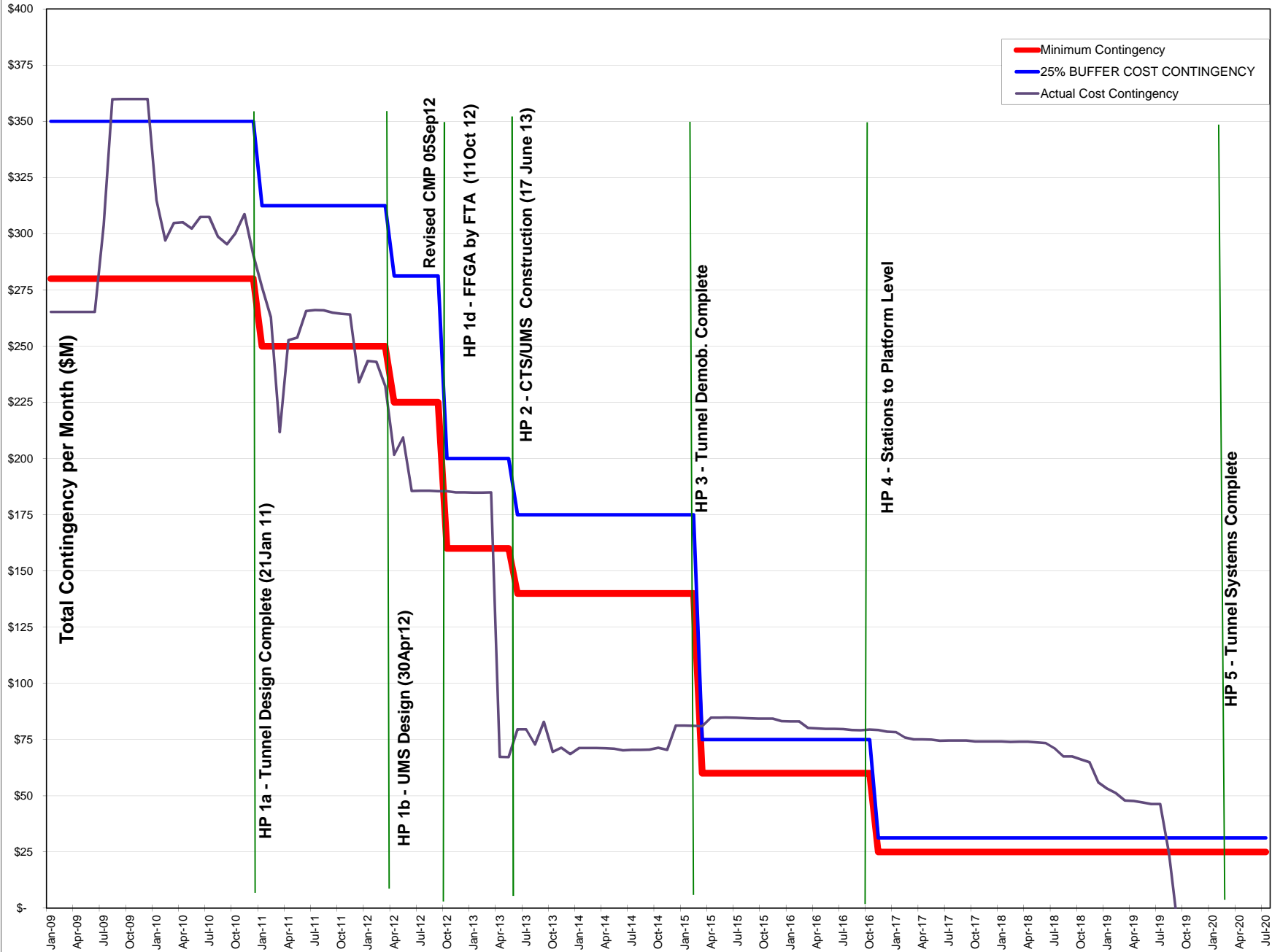


Funding to Date = 1,556.74 Million

Planned Value (PV)
Earned Value (EV)
Actual Cost (AC)

PV = 1,554 Million
EV = 1,389 Million
AC = 1,428 Million
SPI = 0.89%
CPI = 0.97%

Cost Contingency Drawdown



COST ELEMENT	CONTRACT COST					CONTINGENCY					BUDGET	VARIANCE	Cost Report Notes	
	ORIGINAL CONTRACT VALUE / September 2013 SUPPLEMENTAL BUDGET	APPROVED CHANGES	CURRENT CONTRACT VALUE	POTENTIAL CHANGES	ESTIMATE AT COMPLETION (EAC)	ORIGINAL CONTINGENCY / Sep 2013 SUPPLEMENTAL CONTINGENCY (Include CN 1250 & CN1251)	CONTINGENCY ADJUSTMENT TRANSFERS	REVISED AUTHORIZED CONTINGENCY (Include CN1250 & CN1251)	REMAINING CONTINGENCY AFTER APPROVED CHANGES DEDUCTED	REMAINING CONTINGENCY AFTER POTENTIAL CHANGES DEDUCTED	ORIGINAL CONTRACT VALUE + REVISED AUTHORIZED CONTINGENCY	BUDGET - ESTIMATE AT COMPLETE		
	a	b	c	d	e	f	g	h	i	j	j	k		
SCC 10-50 CONSTRUCTION CONTRACT PACKAGES														
1250	UTILITY RELOCATION PACKAGE #1	9,273,939	2,694,211	11,968,150		11,968,150	1,953,377	740,834	2,694,211		11,968,150		18	
	Contract 1250 Department of Technology	166,756		166,756		166,756					166,756			
1251	UTILITY RELOCATION PACKAGE #2	16,832,550	3,836,531	20,669,081		20,669,081	5,367,297	(1,530,766)	3,836,531		20,669,081		19	
	Contract 1251 Department of Technology	75,615		75,615		75,615					75,615			
1252	GUIDEWAY TUNNEL	233,584,015	(72,762)	233,511,253	-	233,511,253	23,658,464	(23,731,226)	(72,763)		233,511,253	(1)	20	
1300	STATIONS	839,676,400	39,244,142	878,920,542	14,148,184	893,068,726	20,000,000	20,000,000	21,963,291	(17,280,851)	(31,429,035)	861,639,691	(31,429,035)	21
	1253 UNION SQUARE/MARKET ST STATION [UMS]	294,030,590	7,744,337	301,774,927	7,247,782	309,022,709	5,000,000	15,000,000	20,000,000	12,255,663	5,007,881	314,030,590	5,007,881	
	1254 CHINA TOWN STATION [CTS]	247,567,810	42,839,633	290,407,443	1,570,310	291,977,753	5,000,000	5,000,000	10,000,000	(32,839,633)	(34,409,943)	257,567,810	(34,409,943)	22
	1255 YERBA BUENA/ MOSCONE STATION [YBM]	158,089,000	3,241,425	161,330,425	3,881,026	165,211,451	5,000,000	5,000,000	5,000,000	1,758,575	(2,122,451)	163,089,000	(2,122,451)	
	1256 SURFACE TRACKWORK & SYSTEMS [STS]	139,989,000	(14,581,253)	125,407,747	1,449,066	126,856,813	5,000,000	(13,036,709)	1,544,544	95,478		126,952,291	95,478	
OTHER		38,239,187	23,938,659	62,177,846		62,177,846	1,160,000	1,060,000	25,098,659	1,160,000	1,160,000	63,337,846	1,160,000	23
	SCC 10 - 50 Construction Sub-total	1,137,848,462	69,640,782	1,207,489,243	14,148,184	1,221,637,427	52,139,137	(3,461,158)	53,519,929	(16,120,851)	(30,269,035)	1,191,368,391	(30,269,036)	24
SCC 60-80 SOFT COSTS PACKAGES														
60	ROW, LAND, EXISTING IMPROVEMENTS	36,511,799	(4,265,478)	32,246,321		32,246,321	1,000,000	(1,000,000)	0	0	0	32,246,321	0	25
70	VEHICLES	24,108,712	(7,308,712)	16,800,000		16,800,000	2,276,941	(2,276,941)	0	0	0	16,800,000	0	26
80	PROFESSIONAL SERVICES	310,518,041	19,126,155	329,644,196		329,644,196	18,221,079	(16,862,657)	1,358,422	1,358,422	1,358,422	331,002,618	1,358,422	26a
	SCC 60 - 80 Construction Sub-total	371,138,552	7,551,965	378,690,517	0	378,690,517	21,498,020	(20,139,598)	1,358,422	1,358,422	1,358,422	380,048,939	1,358,422	
SCC 90	UNALLOCATED CONTINGENCY						3,845,945	7,608,606	11,454,551	6,882,669	6,882,669	6,882,669	6,882,669	27
TOTAL		1,508,987,014	77,192,747	1,586,179,760	14,148,184	1,600,327,944	77,483,102	(15,992,150)	66,332,902	(7,879,760)	(22,027,944)	1,578,299,999	(22,027,945)	
												Total Project Budget	1,578,300,000	28
												Estimate At Completion	1,600,327,944	29
												Variance	(22,027,945)	30

Note #17 - Adjusted Contract 1252 Guideway Tunnel contingency "column g" to reflect construction contract modifications #20, #40, #41, #48, #51 and #60 were funded by other funding sources.

Contract Modification/Trend Log - Contract 1300 Stations

Awarded NTE Amount	\$839,676,400	\$878,920,542
Substantial Completion	6/29/2020	6/29/2020

	UMS	CTS	YBM	STS	COST REPORT NOTES
Potential Changes	7,247,782	1,570,310	3,881,026	1,449,066	31
Change Order - Pending					
CTS COR 824 Multiple Setups, Standb		692			
CTS COR 994 FACO#01,10,11 & Alw 13		13,160			
Job Readiness - CTS		(195,000)			
Job Readiness - STS				(70,000)	
Job Readiness - UMS	(195,000)				
Job Readiness - YBM			(70,000)		
PCC 300 - Radio Direct costs				150,001	
STS COR #89 Extra Sewer Work				7,781	
STS COR #91 PG&E Vault Conf 16" Wtr				34,149	
STS COR 1194 Unkwn MH Incor MH				1,433	
STS COR 736 Addition Rein Handholes				2,953	
STS COR 844 4th & King Trcwrk Shtdn				0	
STS COR 846 Util Conf w/ 78" SW Crw				5,613	
STS PCC #020 Deletion of ARS				(2,578,966)	
STS PCC 151 LED Street Lamps				13,757	
STS PCC 553 Overcurrent Protection				24,375	
UMS COR 1056 Embed Steel Plates	222				
UMS COR 12 Fire Hydrant @ OFarrell	22,500				
UMS COR 1336 Water Test at Ellis	70				
UMS COR 1397 Added Rebar for Condui	1,179				
UMS COR 1494 Wax Tap Ends N 8" WM	376				
UMS COR 1500 Unkwn Obstr w Culvrt	436				
UMS COR 579 Elevators 1-4 SFFD	14,518				
UMS PCC 122 Drain Piping Grout Dtls	280,140				
UMS PCC 212 Trouble Lights	(101)				
UMS PCC 247 Changes to RP-304	11,219				
UMS PCC 270 Receptacles & Circuits	37,681				
UMS PCC 282 Mezzanine N. Headwall	11,729				
UMS PCC 293 Gas Line on O'Farrell	53,559				
UMS PCC 298 Sewer at Stair 3 and 4	15,233				
UMS PCC 314 Potholing S.Laterals	4,419				
UMS PCC 327 Traffic Signals Ellis	1,118				
UMS PCC 333 Water Service Offset	2,635				

Contract Modification/Trend Log - Contract 1300 Stations

Awarded NTE Amount	\$839,676,400	\$878,920,542
Substantial Completion	6/29/2020	6/29/2020

	UMS	CTS	YBM	STS	COST REPORT NOTES
UMS PCC 334 Pothole for Sewer	1,796				
UMS PCC 338 Traffic Signal 17 Mast	1,824				
UMS PCC 356 Steel Support at Mezz.	5,662				
UMS PCC 411 Foam for Beam 95 Cavity	2,488				
UMS PCC 429 (GEN) Traffic Cabinets	5,094				
UMS PCC 93 Ellis Deck Seismic Joint	5,251				
USG COR 261 8" Wall at Grid 11B	1,737				
USG COR 652 Elev. 1 & 2 Cond. Shaft	8,232				
USG PCC 110 Term of Built Up Colus	29,033				
USG PCC 124 Irrigation Main	8,133				
USG PCC 127 Footing Elev Suvey Diff	5,044				
USG PCC 186 Bollard on Ramps	14,062				
YBM COR 1105 Unk UST in sidewalk			28,263		
YBM COR 1281 T-7 Protection			2,444		
YBM COR 1348 Added Rebar Dowels int			1,979		
YBM COR 1359 RFI #2807 F4 Light Fix			13,661		
YBM COR 1413 Multiple Existing Util			88,580		
YBM COR 1438 Provide Reinforcing in			2,611		
YBM COR 1473 Stair #1 Added Drain			414		
YBM COR 1534 Square Tubing for Bike			267		
YBM COR 1596 Surface slab pour #1 C			2,242		
YBM COR 1610 CDF backfill at surfac			11,434		
YBM COR 825 Tunnel Seg Steel Fibers			31,699		
YBM COR 953 Added Condensate Drain			3,030		
YBM COR 972 Ex Ut Inc W Ctch Basin			1,491		
YBM PCC 162 Deluge Valve Door			3,945		
YBM PCC 168 Swing Gates Attachment			23,883		
YBM PCC 209 Tract Power GRS Downsiz			(11,994)		
YBM PCC 21 Delete Instrument & Moni			(59,428)		
YBM PCC 235R1 Granite Art Panel			15,851		
YBM PCC 290 Elimination of Intercar			(12,964)		
YBM PCC 302 Delete 4th Wall of CMU			(1,229)		
YBM PCC 320 Upsized Wires & Breaker			14,659		
YBM PCC 322 Fill Gap at Panel P-60			1,337		
YBM PCC 341 Add Trench Drain MER			7,611		

Contract Modification/Trend Log - Contract 1300 Stations

Awarded NTE Amount	\$839,676,400	\$878,920,542
Substantial Completion	6/29/2020	6/29/2020

	UMS	CTS	YBM	STS	COST REPORT NOTES
YBM PCC 368 Rev. to 36" FM connect.			74,689		
YBM PCC 402 Replace Surface Slab Te			4,385		
YBM PCC 425 Aquafin Vapor Conrol Sy			14,550		
YBM PCC 436 Chg to Luminous Ceiling			10,637		
YBM PCC 79 Install 12in WM to Howar			299,991		
YBM PCC 91 Concourse Deck Conflict			9,940		
YBM PCC 97 Change Concourse Opening			16,338		
YBM PCC 99 Art Glass Changes			4,159		
Change Order Request (COR)					
CTS COR 1664 DSC Excavation of #7 V		0			
CTS COR 1682 Panelboard Shop Drawin		0			
CTS COR 1685 METS Conduit & Cabling		0			
CTS COR 1704 GEN Failure of Timely		0			
CTS COR 1710 3 Added Labeling for D		0			
CTS COR 1742 DSC/Notice of Delay Ex		0			
CTS COR 1743 Stair 1 & Escalators 1		271,242			
CTS COR 1760 Flat Jack System		0			
CTS COR 1778 CTS & UMS Escalators D		276,810			
CTS COR 1781 Flooring Sealer		0			
STS COR 1320 Accel Sewer Work				33,701	
UMS COR 1748 Use of Weldcrete to Bo	20,734				
UMS COR 1831 Ground Grid Connection	0				
UMS COR 1832 Powell Elev Clarif	0				
UMS COR 1838 RFI Response Concours	4,695				
UMS COR 1843 Arch Finish on CMU Wal	0				
UMS COR 1844 Stair#1 Missing Detail	0				
UMS COR 1851 Concourse Lvl Main Ele	0				
UMS COR 1880 Existing Sink Hole& 3	0				
UMS COR 1884 Restoration of OCS	0				
UMS COR 1890 New Drop Ceiling in Co	0				
USG COR 275 Conn. Plaza Grid B	0				
USG COR 767 St Cas Column Conflict	20,281				
YBM COR 1879 Concrete Sec for E Lin			0		
Negotiation					
CTS - PCC #036 (CMU Wall Bracing)		5,100			

Contract Modification/Trend Log - Contract 1300 Stations

Awarded NTE Amount	\$839,676,400	\$878,920,542
Substantial Completion	6/29/2020	6/29/2020

	UMS	CTS	YBM	STS	COST REPORT NOTES
CTS COR 1031 Add Fire Hose Valves		7,448			
CTS COR 1159 Change Escalator 1 & 2		242			
CTS COR 1186 Unknown 1" Water Serv		8,210			
CTS COR 1253 N. Emergency Egress		2,675			
CTS COR 1419 Add Neutral Conductor		7,465			
CTS COR 1579 Under Platform Sector		0			
CTS COR 1621 HVAC 120VAC Requiremen		0			
CTS COR 1632 Platform GFRC Wall Pan		18,216			
CTS COR 1671 Add 120VAC Circuits fo		3,319			
CTS COR 1701 Added Vapor Control		24,829			
CTS COR 1735 Design Changes to Stai		0			
CTS COR 1757 Stair 2 Support for Pr		0			
CTS COR 1798 S. Egress Waterproofin		0			
CTS COR 1803 Chng Wind Load Req		0			
CTS COR 1810 Aluminum Roll Up Door		0			
CTS COR 1819 Review Sub 0061-26-00		0			
CTS COR 1827 PA Mounting Detail		0			
CTS COR 1852 Sub 57 26 00 1 Platfor		0			
CTS COR 1854 Sub 60 26 00 EV Fan &		0			
CTS COR 1855 OH Conduit MEP Dwgs		0			
CTS COR 1858 Crosscut Cavern CC Lvl		0			
CTS COR 1866 Roof Hatch Walls & Lid		0			
CTS COR 1871 Duplicate SCADA Point		0			
CTS COR 1886 Specs for Alum. Comp.		0			
CTS COR 1889 Redesign of AWSS at Wa		0			
CTS COR 1898 Concrete Wall Rebar to		0			
CTS COR 1899 Fire Protection Sprink		0			
CTS COR 1900 Platform OH Ductwork C		0			
CTS COR 200 Dr & Dr Hrdwre for GFRC		3,899			
CTS COR 299 Removal of Interim SW		9,127			
CTS COR 324 Strt to Beam Con@ G/L7		2,687			
CTS COR 408 MSX Termination		82,092			
CTS COR 437 Unanticipated Elec @ Sh		890			
CTS COR 445 3x5 w/ HDPE/PVC Inside		(12,291)			
CTS COR 526 Connection b/t Wall & D		12,501			

Contract Modification/Trend Log - Contract 1300 Stations

Awarded NTE Amount	\$839,676,400	\$878,920,542
Substantial Completion	6/29/2020	6/29/2020

	UMS	CTS	YBM	STS	COST REPORT NOTES
CTS COR 527 Connection b/t Wall/Dec		18,752			
CTS COR 582 Monitor at Agent Booth		18,185			
CTS COR 625 Added Cane Detc Rail		2,728			
CTS COR 626 Ad HSS & Plt @ H Beam		2,134			
CTS COR 627 Add HSS Col @ Tick Mac		1,236			
CTS COR 628 Add Beams and Embeds		4,143			
CTS COR 659 Add Grts at Sta Ag glas		1,052			
CTS COR 679 GI Cutos & Add Sp hds		11,725			
CTS COR 681 Crss Cut Cvrn SEM Excvn		30,001			
CTS COR 686 Es & GlS Enc Slf Clning		3,358			
CTS COR 917 Spriklr Hnging Method		25,001			
CTS COR 923 Esc Equip Room Size		0			
CTS Delete PGE Work at Vault 732		(61,805)			
CTS PCC 001 Delete DB on Stockton		(98,520)			
CTS PCC 169 JT Config Change		10,748			
CTS PCC 207 SEM Sequencing Changes		0			
CTS PCC 262 Cavern Wall Artwork		9,000			
CTS PCC 316 PSG 500 to 750 MCM		31,003			
CTS PCC 332 Add Lighting Artwork		34,124			
CTS PCC 347 PGE Permanent Elect		10,016			
CTS PCC 348 Omission of Metal Ring		112,141			
CTS PCC 349 Platform Column C1 Size		1,061			
CTS PCC 350 Escalator Raceways Mach		10,235			
CTS PCC 351 Trap primers for floor		36,340			
CTS PCC 352 Downspout Requirement		411			
CTS PCC 353 Elevators 1 & 2 Machine		0			
CTS PCC 355 FHC and Area of Refuge		7,250			
CTS PCC 364 Changes to Data Outlets		10,452			
CTS PCC 378 Crosscut Tunnel Final L		(8,183)			
CTS PCC 380 Add Fire Hose Valves		10,170			
CTS PCC 381 Relocation of TP Boxes		0			
CTS PCC 383 Heating Refrigerating		121,909			
CTS PCC 388 Stair #5 Clear Width Di		2,724			
CTS PCC 404 Escalator & Stair Glass		500			
CTS PCC 415 Additional Reinforcemen		750			

Contract Modification/Trend Log - Contract 1300 Stations

Awarded NTE Amount	\$839,676,400	\$878,920,542
Substantial Completion	6/29/2020	6/29/2020

	UMS	CTS	YBM	STS	COST REPORT NOTES
CTS PCC 416 Fiber Optic Conduit		7,561			
CTS PCC 433 Beam Reinforcement at I		10,185			
CTS PCC 438 Additional Reinforcemen		250			
CTS PCC 445 DSC Excavation of #7 PG		6,735			
CTS PCC 448 Booth Storage Cabinet		12,764			
CTS PCC 463 Relocation of Sump at E		34,673			
CTS PCC 476 Plaza Level Power Recep		9,034			
CTS PCC 492 Upper & Lower Mez Surev		1,689			
CTS PCC 493 CMU Walls		0			
CTS PCC 497 Tie in AT&T Conduit to		3,507			
CTS PCC 500 Existing Sewer Manhole		4,160			
CTS PCC 503 Concourse Level Column		12,133			
CTS PCC 506 Added Drain Pipe		0			
CTS PCC 507 Provide Core Drill & Co		0			
CTS PCC 513 Couplers at Elevator#4		3,031			
CTS PCC 517 Electrical Equipment Pa		10,000			
CTS PCC 523 Elev 1&2 Glass Wall Sup		118,560			
CTS PCC 524 EV Equipment Pad		(540)			
CTS PCC 526 Extnd HH Waterproofing		0			
CTS PCC 530 Equip Reloc Traction Pw		0			
CTS PCC 532 Reinforced Stairs 1-2-3		209,338			
CTS PCC 539 Light Fixture Spprt Ste		0			
CTS PCC 547 Revised SFFD Cabinet Si		0			
CTS PCC 563 Stockton St Con Bus Pad		28,602			
CTS PCC 98 Slurry Wall Wr Proofing		(45,395)			
CTS PCC#25 Stairs 5, 6, 7 Mods		13,981			
CTS PCC258 Start PCN before Com PCS		0			
CTS-COR#201 Swr Line & Station Roof		17,413			
CTS-Delete Tree Planting		(12,001)			
CTS-PCC40 Plaza Surface Slab Pntrtn		2,439			
GEN PCC 183 Electric Power Elevator			15,787		
GEN PCC 189 Anti-Graffiti Film			543,733		
PCC 432 Station Agent Booth Slab Op		706			
STS - PCC#28 Portal Dowels				(877)	
STS COR #92 PG&E Vault Conf 12 AWSS				28,780	

Contract Modification/Trend Log - Contract 1300 Stations

Awarded NTE Amount	\$839,676,400	\$878,920,542
Substantial Completion	6/29/2020	6/29/2020

	UMS	CTS	YBM	STS	COST REPORT NOTES
STS COR 067 FACO #41 GW Lead Filter				11,348	
STS COR 090 Subsurface Obstrc				10,226	
STS COR 093 12" Water Conf 12" Tee				0	
STS COR 094 Unknown DB Conf 12" Wtr				0	
STS COR 1009 AWSS Lat Conflict				93,180	
STS COR 101 Cleaning for non-78" SW				29,453	
STS COR 1017 Increase Neoprn Pad le				1,118	
STS COR 1022 2" Traffic Sgnl Condui				714	
STS COR 1034 E live DT/MRY Ductbank				19,521	
STS COR 1045 78" Conc Cap Repair				9,691	
STS COR 1072 Raised Prtl Walkway				3,138	
STS COR 1075 U Wall Section Slab				2,001	
STS COR 1091 Conc Footing & PVC				776	
STS COR 1097 21" Sewer Bulkhead				6,669	
STS COR 1099 Cnflct with 24" casing				17,394	
STS COR 1100 E Swr Cnflt w/ 18" HDP				24,088	
STS COR 1104 Unkwn Aluminum Pipe				987	
STS COR 1116 Live Ductbank in Cnflt				7,500	
STS COR 1119 48" Corrg Pipe Cnflc				8,268	
STS COR 1140 Pothole 12" AWSS				2,011	
STS COR 1147 Utility Conflict				10,892	
STS COR 1150 Unkwn 18" Stl Line				1,158	
STS COR 1165 DSC - Unknown void				2,004	
STS COR 1172 DSC Utilities Conflict				8,699	
STS COR 1178 Extra Shoring - 36" FM				1,465	
STS COR 1179 Exst Pipes FM				885	
STS COR 1180 Unkwn Conc 10" FM				2,500	
STS COR 1187 Add Pothole WD POC				8,257	
STS COR 1189 Unkwn 12" AWSS Offset				2,662	
STS COR 1201 Unkwn Stl Conduits				12,500	
STS COR 1202 Acceleration 36" FM				86,018	
STS COR 1203 GSUC Delay Backfill				5,534	
STS COR 1212 Reloc Exst 10" SSFM				5,386	
STS COR 1214 Add WD POC Excav				4,643	
STS COR 1216 Traffic Signal Support				1,121	

Contract Modification/Trend Log - Contract 1300 Stations

Awarded NTE Amount	\$839,676,400	\$878,920,542
Substantial Completion	6/29/2020	6/29/2020

	UMS	CTS	YBM	STS	COST REPORT NOTES
STS COR 1217 Slurry Backfill Fiber				1,745	
STS COR 1219 MRY DB Confl w 36 FM				25,001	
STS COR 1233 Ext RR Ties Confl Sewe				440	
STS COR 1241 Unkn PVC Conduits				3,473	
STS COR 1251 Shal Utl Trak Slab				65,000	
STS COR 1261 Acceleration 36 FM				3,329	
STS COR 1262 12" WD Blowout				10,039	
STS COR 1266 Shallow Fiber DB				3,266	
STS COR 1268 FH Install NE 4th Brya				3,501	
STS COR 1271 Addl Parking Strip				11,648	
STS COR 1275 Golden State Repair				932	
STS COR 1276 Install Culvert 4th Br				(3,527)	
STS COR 1278 MRY Vault Cables				25,000	
STS COR 1284 Conc Obstrt AWSS				3,020	
STS COR 1285 Unkn Utl Confl TD				375	
STS COR 1286 Unkn DB Confl TD				31,870	
STS COR 1288 Unkn DB Confl TD				1,817	
STS COR 1290 Traf Sig Box Confl				10,000	
STS COR 1295 CI Offset Conflict				83,014	
STS COR 1296 PVC DB Sewer Conflict				3,170	
STS COR 1307 Dmg MH Confl Sewer				65,741	
STS COR 1309 Brick Sewer Conflict				20,532	
STS COR 1310 Concrete Kicker				1,237	
STS COR 1314 Unkn Stl CI Conflict				7,129	
STS COR 1319 48" Sewer MH Confl				3,168	
STS COR 1323 Utl Confl AWSS FH				10,981	
STS COR 1325 Tide Flex Confl DB				2,968	
STS COR 1328 Invest Swr Lateral				1,629	
STS COR 1331 Brick Wall Conflict				1,454	
STS COR 1333 Changes to Marquee				1,748	
STS COR 1351 Tele Volt Power				0	
STS COR 1364 Culvert Confl Trk Drn				1,001	
STS COR 1372 Conc Blkt AWSS Confl				1,432	
STS COR 1381 Poly Drain Confl MRY				558	
STS COR 1393 AWSS Restraint Req				5,001	

Contract Modification/Trend Log - Contract 1300 Stations

Awarded NTE Amount	\$839,676,400	\$878,920,542
Substantial Completion	6/29/2020	6/29/2020

	UMS	CTS	YBM	STS	COST REPORT NOTES
STS COR 1402 Subsurface Slab				732	
STS COR 1434 Unknown Duct Bank Conf				398	
STS COR 1445 Unkwn Fiber Pave Reno				6,000	
STS COR 1446 PGE Vault Pave Reno				(1)	
STS COR 1492 Pave Reno 4th Brannan				1	
STS COR 1510 Sta Canopy Column Slee				2,501	
STS COR 1541 VCP Steel Casing				2,091	
STS COR 1544 ATCS Sgnl Recmmndtion				1	
STS COR 1545 ATCS Signal Recommenda				1	
STS COR 1562 Curved Unistruts				1	
STS COR 1593 ATT MH 4th Brannan				4,001	
STS COR 1615 Public Safety Comms				1	
STS COR 1622 Exist Pull Box Ramp				501	
STS COR 1634 Sewer Confl Light Pole				1,000	
STS COR 164 DSC 8" AWSS Lat Conf 78				2,039	
STS COR 1689 Sump Pit Cover Redesig				1,001	
STS COR 1694 Plinth Confl w CB Scup				1	
STS COR 1700 Reject O&M Submittals				1	
STS COR 1709 SFFD Phones				25,001	
STS COR 1712 In-Service Drawings				20,001	
STS COR 1720 Walkway Tunnel Inserts				8,500	
STS COR 1739 Delete (4) gas line ca				(1)	
STS COR 1759 Platform lvl High OH &				1	
STS COR 1782 ALL Access Cntrl & Int				0	
STS COR 1789 Utility Conflicts w/WD				0	
STS COR 1792 Damaged MH 1892 Mod to				0	
STS COR 1804 Structural Support Det				0	
STS COR 1816 Trackway Info for PAV				0	
STS COR 1870 PA Zones for PAV Softw				0	
STS COR 1873 PAV Headend Train Mvmt				0	
STS COR 1874 PAV Headend Train Mvmt				0	
STS COR 1876 OCC Facility Sys Cutov				0	
STS COR 211 SW conf AWSS 4th/Freelo				2,281	
STS COR 220 DSC Relocate MRY DB&Vlt				0	
STS COR 297 TC for Track Work at 4t				90,150	

Contract Modification/Trend Log - Contract 1300 Stations

Awarded NTE Amount	\$839,676,400	\$878,920,542
Substantial Completion	6/29/2020	6/29/2020

	UMS	CTS	YBM	STS	COST REPORT NOTES
STS COR 367 DSC Conf w/ CP and FM				20,392	
STS COR 371 Conflicts w/ 12" AWSS				12,682	
STS COR 392 Util at 4th-Town SW MH				6,623	
STS COR 401 AWSS Layout 4th/King				107,063	
STS COR 404 Contam Soil in MRY DB				4,681	
STS COR 406 Addtl TC at 4th/King				200,760	
STS COR 416 Conc DB/wall/lines conf				40,892	
STS COR 447 Added Exc for SFWD POC				14,712	
STS COR 454 Addtl Conflicts w/ 8" W				101,775	
STS COR 455 Conflicts w/ 8" WD Line				5,000	
STS COR 456 Conflicts w/ MRY Poles				10,000	
STS COR 475 Removal of Fiber Optic				551	
STS COR 484 New WD & AWSS Alignment				26,087	
STS COR 488 Tunnel Track Alignment				11,282	
STS COR 500 Tunnel Monuments				1,613	
STS COR 518 Wayside Signals				(1)	
STS COR 530 Tunnel Track Machine				10,032	
STS COR 533 Conc wall confl util				19,140	
STS COR 536 Util in Conf w 36" FM				33,144	
STS COR 559 Temporary Trolley Pole				2,945	
STS COR 567 Loct of Plinth Breaks				5,000	
STS COR 584 Debris confl w/ culvert				3,138	
STS COR 604 Duct Bank in conf. w se				(6,940)	
STS COR 609 Damaged MRY Conduit				10,896	
STS COR 615 Sump Pump Pit Cover				5,327	
STS COR 621 Additional WD Exc. per				13,147	
STS COR 623 Unkn Con Structure				1,483	
STS COR 632 Omit Unist & add Anr Bt				1,090	
STS COR 633 Ligting Arrrests Signal				(1)	
STS COR 641 SW delay due to conf ut				5,013	
STS COR 644 Wod Pier Cnf w AWSS				6,629	
STS COR 657 Tunnel Ca Bsn Dsn Chang				1,750	
STS COR 666 Ukn Con Vlt/con N36"				5,059	
STS COR 675 Dct bnk & 3" Gas Line				8,785	
STS COR 682 Shtdown #1 Rail Mods				4,716	

Contract Modification/Trend Log - Contract 1300 Stations

**Awarded NTE Amount
Substantial Completion**

**\$839,676,400
6/29/2020**

**\$878,920,542
6/29/2020**

	UMS	CTS	YBM	STS	COST REPORT NOTES
STS COR 683 Gas Ln & unkn Duct Bank				10,196	
STS COR 694 Tr Rts in con/car pipes				411	
STS COR 699 Dct Bnk in Cnf w 36"FM				11,909	
STS COR 702 Brk Cs Bsn cnct w N Cuv				691	
STS COR 703 Tunl Wakway Expn jnts				193	
STS COR 737 Dct Bnk infc w AT&T Rem				1,228	
STS COR 751 Db in coflct 36" FM& MH				37,575	
STS COR 755 AWSS Material Delay				10,491	
STS COR 787 AT&T Dct Bnk InCw N 36"				17,500	
STS COR 788 Add Basin & Culvert				14,422	
STS COR 807 Tunnel Invret Slab				51,725	
STS COR 813 Permissive Signal				5,001	
STS COR 826 DSC Swr Cap & I Beams				7,500	
STS COR 834 Thales ATCS TC Pwr Dist				(1)	
STS COR 849 brk Pen incof w 78" Swr				243	
STS COR 852 Caltrans Encrocmnt Prmt				(1)	
STS COR 865 Sd Swr Mnhl & 15" Sw Ln				7,501	
STS COR 873 Ex L3 DcBnk Incn Pv Ren				6,048	
STS COR 874 Inter Loc of MRY Dc Bk				10,000	
STS COR 890 Ex Pll Box Incon Crb Rm				1,501	
STS COR 893 Abnd Wtr Ser @St 175+21				341	
STS COR 909 PGE Gas Interruption				29,350	
STS COR 911 E SW Conf w 48" SW				4,816	
STS COR 920 Hoist Beam Supports CP5				(966)	
STS COR 926 E TS conduits conf w pa				5,000	
STS COR 927 E Gas Conf w N CB				1,500	
STS COR 929 MH Conf w SW Grout				7,149	
STS COR 930 SW Cracks Conf w Grout				2,500	
STS COR 931 Tree Removal				1,499	
STS COR 934 Revised Curb/Gutter				250	
STS COR 942 Radio Sys Prelim Design				1	
STS COR 945 Confl Sewer Bulkheads				2,501	
STS COR 954 Culvert Field Investiga				10,053	
STS COR 958 Trk Pave Change				(50,951)	
STS COR 962 4th/King Incomp Hrdwr				17,224	

Contract Modification/Trend Log - Contract 1300 Stations

Awarded NTE Amount	\$839,676,400	\$878,920,542
Substantial Completion	6/29/2020	6/29/2020

	UMS	CTS	YBM	STS	COST REPORT NOTES
STS COR 965 DB conf w 8" WL and Sle				51,447	
STS COR 970 16" WL Installation				38,111	
STS COR 974 Fldng frm Brkn Wtr Mn				9,305	
STS COR 976 Ex Unkwn Mnhl & Dct Bnk				12,881	
STS COR 979 (N) CB in Conf w/ (E) V				1,820	
STS COR 98 DSC MRY MH Conf w N CB				94,983	
STS COR 995 E 3" Asbs Conduit Cnflt				498	
STS COR 996 Prtl WI Cnflct w/ slab				2,053	
STS COR 999 E 18" Steel Pipe Confli				0	
STS Existing Fuel & Transite in MRY				7,051	
STS PCC 052 Deletion of ARS Pt II				(93,893)	
STS PCC 063 Del ATT/TSIC/PGE on 4th				(18,248)	
STS PCC 084 Removal of ATT DB & Vau				84,087	
STS PCC 095 Frame/Grate Change				(249)	
STS PCC 096 4th Street SW Slip Lini				414,478	
STS PCC 114 Stdpipe & Cond @ Portal				196,715	
STS PCC 117 PDS Signs Moun Brackt				25,017	
STS PCC 121 PG&E Pnts Streetlightig				141,319	
STS PCC 161 Delete Plat ESPBs				0	
STS PCC 206 Replace CCTV equipment				(157,632)	
STS PCC 223 4th and King Advnc Wrk				16,366	
STS PCC 224 Addn'l Water Line Work				145,368	
STS PCC 226 Axle Counter Boxes				69,296	
STS PCC 227 Paving for Temp Roadway				39,010	
STS PCC 232 WL at Welsh St				18,045	
STS PCC 236 Pavement Survey				1,146	
STS PCC 239 Excavate Duct Bank				28,240	
STS PCC 244 PDS Signs				(22,538)	
STS PCC 249 Add Water Line on 4th				26,876	
STS PCC 255 Sidewalk Restoration				20,645	
STS PCC 265 Phone Encl Blue Light				49,761	
STS PCC 278 Rev Track Crub Drain				153,848	
STS PCC 279 WD Work S 4th Brannan				42,020	
STS PCC 311 Vetag Infrastructure				38,794	
STS PCC 313 Pave Reno Weekend				192,426	

Contract Modification/Trend Log - Contract 1300 Stations

Awarded NTE Amount	\$839,676,400	\$878,920,542
Substantial Completion	6/29/2020	6/29/2020

	UMS	CTS	YBM	STS	COST REPORT NOTES
STS PCC 319 4th Bran Pave Reno Wknd				53,179	
STS PCC 326 Train Control Cab As-Bu				35,718	
STS PCC 331 Marquee Pole Changes				4,504	
STS PCC 359 4th Bryant Pave Wkend				0	
STS PCC 377 Traffic Signal Change				0	
STS PCC 396 Additional Tunnel Light				214,800	
STS PCC 403 Curb Ramp Sidewalk Chan				26,468	
STS PCC 422 ATCS Switch Machine				0	
STS PCC 452 Invert Drain Pipe CTS				2,797	
STS PCC 527 Traffic Barrier Wall				0	
STS Track Switch Machine Change				73,769	
STS-FACO #48 Work Related St Lght				1,026	
UMS - DCW and Hose Bibbs	41,346				
UMS - N. Entrance Art Glass and Gla	0				
UMS COR 102 Cap on 12 inch Water	26,281				
UMS COR 1074 Traffic Signal Footing	(5,052)				
UMS COR 1089 6-inch Fire Line	892				
UMS COR 1102 New 8" WD Tie-In	46,961				
UMS COR 1167 South Headwall Repair	32,501				
UMS COR 1190 Mtr Pedestal at Mrkt S	5,001				
UMS COR 1229 Granite Base Footing	1,001				
UMS COR 1299 E PG&E Vault at Ellis	15,587				
UMS COR 1301 Wtrprfing under 71 Ell	25,000				
UMS COR 1335 Scaffold @ NW Crnr Ell	2,500				
UMS COR 1353 Unknwn WD at Ellis	232				
UMS COR 1356 Unknwn Void at Ellis	523				
UMS COR 1366 Broken WD at Macy's	1,501				
UMS COR 1416 Brkrm Domestic Water	2,501				
UMS COR 1460 Removal of CB on UD302	401				
UMS COR 1479 Incorr Sewer Laterals	2,501				
UMS COR 1530 E Brick at Stairs 3&4	1,731				
UMS COR 1645 Unkwn Steel Beam	251				
UMS COR 1657 Elev 3 & 4 Delay	5,001				
UMS COR 1672 Missing Branch Selecto	0				
UMS COR 1677 Damper Opening Curb	2,501				

Contract Modification/Trend Log - Contract 1300 Stations

Awarded NTE Amount	\$839,676,400	\$878,920,542
Substantial Completion	6/29/2020	6/29/2020

	UMS	CTS	YBM	STS	COST REPORT NOTES
UMS COR 1684 Incompatible Door	501				
UMS COR 1705 Review of MEP Cordnatn	1,001				
UMS COR 1711 RFI Response Conflict	2,501				
UMS COR 1753 Stair Framing Conflict	0				
UMS COR 1790 Asssit SFFD w Repair W	363				
UMS COR 1799 RFI 3862 Defective Con	0				
UMS COR 1800 Omitted Sply Fan & Fir	0				
UMS COR 1893 All Sta Martinez Steel	0				
UMS COR 307 Elevator Site Hazmat	8,581				
UMS COR 391 AT&T Duct Bank Conflict	2,728				
UMS COR 403 Waterproofing at BART	31,643				
UMS COR 492 Jet Grout at N.Headwall	25,001				
UMS COR 493 Steel Shape Inside Pile	12,501				
UMS COR 636 Bi-Fold Door Tube Steel	12,456				
UMS COR 660 Added Grommets at Booth	1,627				
UMS COR 747 NDSC Unidnfied Con Pile	3,591				
UMS COR 817 Odor at N. Concourse	50,000				
UMS FACO #31 NDSC Incomplete PGE DB	82,972				
UMS PCC 007 Geoprobe Credit	(7,800)				
UMS PCC 027 Escalator Barricade	(4,614)				
UMS PCC 029 Concrete Wale Support	20,712				
UMS PCC 038 BART Instrmnt Transfer	22,640				
UMS PCC 078 Jet Grout at O'Farrell	5,662				
UMS PCC 136 Transformer in Vault 31	12,500				
UMS PCC 150 S. HW Wale Connection	18,587				
UMS PCC 153 Geary Catch Basin	(2,685)				
UMS PCC 166 Revise Feeder Schedules	18,653				
UMS PCC 181 Plaza ADA Enhancements	37,500				
UMS PCC 184 Glass Floor Support	9,631				
UMS PCC 193 Lightbox & Glazed Door	177,758				
UMS PCC 196 Exhust Fan & Escltr Cnt	15,657				
UMS PCC 198 Ellis Deck Vertical Joi	11,098				
UMS PCC 201 Door Alarm Points	0				
UMS PCC 213 Electrical at Ellis St.	(2,997)				
UMS PCC 215 Rmv Conduits in Casing	21,467				

Contract Modification/Trend Log - Contract 1300 Stations

Awarded NTE Amount	\$839,676,400	\$878,920,542
Substantial Completion	6/29/2020	6/29/2020

	UMS	CTS	YBM	STS	COST REPORT NOTES
UMS PCC 216 Waterproofing Drainage	7,745				
UMS PCC 217 POC for Drain Line	(36)				
UMS PCC 219 Add Data & Power Outlet	304,103				
UMS PCC 222 Delete PG&E Conduits	(6,180)				
UMS PCC 225 Add Two S.S Enclosures	0				
UMS PCC 228 Added 2"x4" conduits	8,348				
UMS PCC 230 Ellis AT&T Work	10,066				
UMS PCC 246 Fiber Optic Cable	4,307				
UMS PCC 253 Pltfrm Lvl Hdwl Wale Re	49,986				
UMS PCC 256 Platform Art	278,637				
UMS PCC 257 Mezz Lvl Hdwl Wale Rein	39,800				
UMS PCC 261 Pltfrm Lvl Intrnl Drain	40,489				
UMS PCC 263 LED artwork	1,692,584				
UMS PCC 271 Metal Deck Support	44,285				
UMS PCC 273 N Entrce Cncrs Lvl HVAC	0				
UMS PCC 275 Drainage at Stairs 3&4	8,396				
UMS PCC 277 N Entrnc WD Connection	21,167				
UMS PCC 281 Power Infrastructure	49,738				
UMS PCC 291 Concourse Level Floor D	813,190				
UMS PCC 309 Bus Shelter on Geary	0				
UMS PCC 325 Escalator Slab Rebar	1,770				
UMS PCC 330 Water Services	41,061				
UMS PCC 335 Light Fixtures	8,880				
UMS PCC 336 Waterline Trench on Stk	60,544				
UMS PCC 339 - Escalator 7 & 8 Steel	10,993				
UMS PCC 342 3" Sleeve at Comm. Room	917				
UMS PCC 358 Obst. Impacting 12 AWSS	56,287				
UMS PCC 363 Ellis Entrance Finishes	184,287				
UMS PCC 367 Access at Platform Inv.	28,081				
UMS PCC 371 CN04 Electrical Room	28,903				
UMS PCC 386 Sewer Conflict at OFA	5,024				
UMS PCC 391 Gutter Connections	2,875				
UMS PCC 418 Temporary Streelights	11,392				
UMS PCC 419 Power and Data Outlets	36,134				
UMS PCC 423 WD Gate Valve	2,743				

Contract Modification/Trend Log - Contract 1300 Stations

Awarded NTE Amount	\$839,676,400	\$878,920,542
Substantial Completion	6/29/2020	6/29/2020

	UMS	CTS	YBM	STS	COST REPORT NOTES
UMS PCC 437 Fire Rated Shaft atCN09	11,746				
UMS PCC 449 EVS FCP Control Panels	5,659				
UMS PCC 468 CMU Wall at Stair 3 and	8,676				
UMS PCC 469 Vapor Barrier Under Die	(5,889)				
UMS PCC 48.1 Sewer Line Conflict	70,157				
UMS PCC 483 BART So. Entrance Toppi	20,835				
UMS PCC 484 CN03B OH Coil Grille Su	2,500				
UMS PCC 485 Comm Rm Outlet&Cbl Tray	31,998				
UMS PCC 487 USG Topping SlabGL14&15	0				
UMS PCC 488 Elev 3&4 Curb Detail	4,983				
UMS PCC 490 Core & Sleeve Penetrati	29,987				
UMS PCC 494 Stair 3 Modifications	21,678				
UMS PCC 495 Reroute Spklers BART En	0				
UMS PCC 71 Rerouting of Slab Drains	655				
UMS PCC 81 Locate PG&E Conduits	699				
UMS PCC 86 Headwall Pile Conflict	4,491				
UMS-FACO #30 NDSC Inadequate CDF	180,785				
UMS-Relocation of Traffic Signal Co	16,138				
USG COR 1109 Plaza Conc Strs Rein	1,646				
USG COR 259 Lead Paint on Columns	43,728				
USG COR 274 Shear Wall at Grid 10	34,473				
USG COR 293 Water on N.Concourse	916				
USG COR 767 St Cas Column Conflict	20,281				
USG COR 777 Rvisd Bm Angle to Ceili	15,001				
USG COR 805 Fotngs 16A As Built Dim	2,803				
USG COR 808 Dimensions at Escalator	1,690				
USG COR 882 HSS Beam Termination	655				
USG COR 975 N Cncrs Invert Slab Slp	(903)				
USG COR 998 Class 1 Hazardous Soil	100,000				
USG Hydrant Relocation on Geary St.	29,072				
USG PCC 072 Rmval of Exstg Column	2,058				
USG PCC 080 Door Opngs in Shr Walls	29,906				
USG PCC 101 Elev. Machine Rooms	3,561				
USG PCC 106 Edge of Slab for 8" Con	19,946				
USG PCC 108 Con Wok chges du to DSC	225,512				

Contract Modification/Trend Log - Contract 1300 Stations

Awarded NTE Amount	\$839,676,400	\$878,920,542
Substantial Completion	6/29/2020	6/29/2020

	UMS	CTS	YBM	STS	COST REPORT NOTES
USG PCC 109 Rein Dtls for Struc Con	72,077				
USG PCC 112 Glass Walk Roof System	7,872				
USG PCC 113 Elv/Esc Pit Floor Slope	10,440				
USG PCC 116 Demo Column, Const Beam	21,094				
USG PCC 125 Foot,SOG & Str St Chang	26,637				
USG PCC 128 Dowls of Rbar Conn Dtls	85,095				
USG PCC 129 Escalator Work Point	180,264				
USG PCC 133 Sheet Metal HVAC Duct	23,551				
USG PCC 134 Temp South Wall Support	45,134				
USG PCC 142 Storage Light & Elect.	13,043				
USG PCC 143 Wall Conn, at GL 10/B	2,953				
USG PCC 157 Plaza Level Vent Shaft	0				
USG PCC 158 Elev. Pit CDF Backfill	8,957				
USG PCC 164 GL 14 Waterproofing	34,037				
USG PCC 165 Arch. Precast Support	45,353				
USG PCC 174 Fan Trench Strut Clar.	4,405				
USG PCC 175 Drainage Under Slab	1				
USG PCC 185 Wall at Line 10 and Hyd	5,417				
YBM COR 1146 Traction Power Neg.			24,468		
YBM COR 1151 Steel Pipe & Steel Bea			147,793		
YBM COR 1155 Live AT&T Cable			10,000		
YBM COR 1334 Added Reinforcing Type			13,449		
YBM COR 1348 Added Rebar Dowels int			1,979		
YBM COR 1349 DSC Confl w/(E) TS Box			2,001		
YBM COR 1454 Changes to Heat Recove			6,001		
YBM COR 1458 (E) 24" Conflict w/SSF			30,000		
YBM COR 1529 Changes to PG&E Power			7,500		
YBM COR 1537 Special Traffic Permit			7,500		
YBM COR 1540 Comm Conduit Conflict			7,501		
YBM COR 157 1-in Gas service break			11,992		
YBM COR 1578 Added Drain Rock aroun			51		
YBM COR 1618 Instrum & Cntrl for HV			0		
YBM COR 1626 Added Beams at Skyligh			145,000		
YBM COR 1640 Topping Slab Design De			13,783		
YBM COR 1681 Stop Wk Notice Tractio			51		

Contract Modification/Trend Log - Contract 1300 Stations

Awarded NTE Amount
Substantial Completion

\$839,676,400
6/29/2020

\$878,920,542
6/29/2020

	UMS	CTS	YBM	STS	COST REPORT NOTES
YBM COR 1687 Confirm SCADA Output P			20,275		
YBM COR 1715 Oversized CMU Support			51		
YBM COR 1721 Concourse Lvl Wall Fin			16,543		
YBM COR 1740 Conflict w/Traffic Sig			3,750		
YBM COR 1783 Stop Work - Install Tr			250		
YBM COR 1813 Relocate CC Lvl SC222			0		
YBM COR 1829 Reloc. of MCC-JF			0		
YBM COR 1836 Design of Beam 101			0		
YBM COR 1841 PC & E Smart Meter Inf			0		
YBM COR 1869 Design of Plaza & Side			0		
YBM COR 1877 Review of Access Contr			0		
YBM COR 1897 Change Glass Guardrail			12,500		
YBM COR 390 Chip Mezzanine Headwall			30,003		
YBM COR 691 Add Gurdl to Str 5&6			22,501		
YBM COR 825 Tunnel Seg Steel Fibers			31,699		
YBM COR 949 Escalator Raceways			(1)		
YBM COR 955 Form saver-Coupler Mods			152,953		
YBM COR 960 N & S Head WI Rbr Chng			32,014		
YBM PCC 061 Escalator Pit Provision			102,119		
YBM PCC 126 Changes to Kiosks			75,000		
YBM PCC 130 HVAC VRV's			5,288		
YBM PCC 132R Raise Pit Floor Elev 4			30,000		
YBM PCC 140 Stair 3, Escalators 1&2			17,899		
YBM PCC 145 Stair 7/Escalators 3, 4			38,745		
YBM PCC 159 PG&E Ductbank Changes			(5,001)		
YBM PCC 171R1 Additional PTZ CCTV			10,173		
YBM PCC 187R4 Escala. 1-4 HVAC chang			50,000		
YBM PCC 202 YBM Mezz Light Fixtures			43,741		
YBM PCC 21 Delete Instrument & Monit			(25,098)		
YBM PCC 210 Elev 1&2 MRL to Hydraul			(5,450)		
YBM PCC 268 Rstroom Fclty Wall Revs		1,574			
YBM PCC 305R1 Signage Revisions			0		
YBM PCC 310 Revisions to Platform E			8,827		
YBM PCC 312R SS Bent Plate, Terraz			150,000		
YBM PCC 328 Platform lvl metal wall			150,000		

Contract Modification/Trend Log - Contract 1300 Stations

Awarded NTE Amount	\$839,676,400	\$878,920,542
Substantial Completion	6/29/2020	6/29/2020

	UMS	CTS	YBM	STS	COST REPORT NOTES
YBM PCC 361 Station Agent Booth Det			87,724		
YBM PCC 362 Rev. to Platform Displa			2,500		
YBM PCC 366 Survey of Elevations of			3,481		
YBM PCC 369 Rev. to Wind Load Resi			300,000		
YBM PCC 37R1 SFAC Node Sculpture			39,500		
YBM PCC 384 Add Concrete Cap Beams			31,412		
YBM PCC 393 Doors-Beam Conflict			17,162		
YBM PCC 41 Install #7 Box Clementin			(5,545)		
YBM PCC 420 Rerouting of HVAC Ducts			0		
YBM PCC 427 Sound Attenuator Changes			0		
YBM PCC 430 Replace Cementitious TS			96,429		
YBM PCC 444 Smoke Partition Coffe			47,932		
YBM PCC 447 Added Curb @ Elev 3 & 4			12,963		
YBM PCC 450 Install Infill Slab			14,565		
YBM PCC 460 Howard, Folsom, Clement			19,355		
YBM PCC 508 Provide Core Drill and			42,052		
YBM PCC 510 Type F1A and F1B Light			18,959		
YBM PCC 516 Moisture Vapor Treatmen			0		
YBM PCC 59R Pavers Basis of Design			3,758		
YBM PCC 79 Install 12in WM to Howar			299,991		
YBM PCC 82 Delete Scope Due to Hote			(19,513)		
YBM PCC 85R2 Ticketing Hall Changes			28,793		
Proposed Contract Change (PCC)					
CTS PCC 119 Pltform Lvl Wall Art In		(1)			
CTS PCC 135 Esc 5/6 Addl Supp Locs		41,837			
CTS PCC 389 Dust Monitor for Gordon		8,419			
CTS PCC 458 Upsize Main Breaker Tri		250			
CTS PCC 471 Additional 120 VAC Powe		3,500			
CTS PCC 486 Structural Slab Changes		5,000			
CTS PCC 521 Add Vapor Barrier		14,845			
CTS PCC 529 Add Disconnect Switches		2,500			
CTS PCC 549 Elev 1 & 2 OH Hoist		14,111			
CTS PCC 558 Maintenance Hatch Angle		2,500			
CTS PCC 564 Mods to Underplatform W		15,000			
CTS PCC 566 Eliminate Fire Rating		(1,500)			

Contract Modification/Trend Log - Contract 1300 Stations

Awarded NTE Amount	\$839,676,400	\$878,920,542
Substantial Completion	6/29/2020	6/29/2020

	UMS	CTS	YBM	STS	COST REPORT NOTES
CTS PCC 567 Weld Rebar Dowel to I-B		2,500			
CTS PCC 574 Delete Door at INT Level		1,500			
CTS PCC 578 Plaza Lvl Framing Beams		500			
CTS PCC 580 Train Control Room Fini		2,500			
CTS PCC 581 Additional Power to Pan		2,000			
CTS PCC 584 Bent Plate		2,000			
GEN PCC 421R1 Delete SFFD Fire Tele				(158,500)	
STS PCC 160 ATCS Change Reverse Run				37,500	
STS PCC 240 Conduit SFDT Reroute				9,651	
STS PCC 248 Restab Trac Pwr Ductban				10,000	
STS PCC 250 Add 2" TP Riser Conduits				10,000	
STS PCC 264 Track Drainage Mod				(7,500)	
STS PCC 266 Track Curb Type Mod				(334)	
STS PCC 276 Traffic Signal Changes				2,500	
STS PCC 280 Pavement Reno Delete				(120,382)	
STS PCC 288 Delete Video Display				(1,880)	
STS PCC 306 Adv Track Slab Excav				2,500	
STS PCC 308 Crossover Rail Bonding				1,500	
STS PCC 459 Plinth Conflict at CTS				15,000	
STS PCC 481 NL Drainage and Bulkhea				15,000	
STS PCC 546		0			
STS PCC 551 4th Brannan Refuge Area				25,000	
STS PCC 552 ATCS Clarification				18,283	
UMS MRY Duct Bank-West	27,491				
UMS PCC 181 Plaza ADA Enhancements	37,500				
UMS PCC 221 Slab Interaction	3,750				
UMS PCC 225 Add Two S.S. Enclosures	2,933				
UMS PCC 245 Ventilation Fan Buttons	(101)				
UMS PCC 272 PG&E Vaults on Ellis St	1,000				
UMS PCC 292 USG Mechanical Room	15,000				
UMS PCC 295 Geary Bulb Out	12,500				
UMS PCC 296 Water Meter on Ellis St.	(1,001)				
UMS PCC 303 USG Ramp Island	5,000				
UMS PCC 317 Sidewalk on Geary St.	(10,001)				
UMS PCC 329 AWSS and Slurry Wall OFA	4,709				

Contract Modification/Trend Log - Contract 1300 Stations

Awarded NTE Amount	\$839,676,400	\$878,920,542
Substantial Completion	6/29/2020	6/29/2020

	UMS	CTS	YBM	STS	COST REPORT NOTES
UMS PCC 344 PG&E Streetlights	2,501				
UMS PCC 354 Signals at Geary	2,500				
UMS PCC 370 CMU Wall Deck	11,927				
UMS PCC 374 Deck at Platform Strut	20,001				
UMS PCC 385 WD Kill Holes at OFA	11,228				
UMS PCC 392 Water Services on Stktn	2,500				
UMS PCC 398 R1 Escalator Equipment	10,000				
UMS PCC 413 Traffic Signals	5,000				
UMS PCC 428 Bart Ceiling	(10,001)				
UMS PCC 431 Deletion of Deck	(5,001)				
UMS PCC 434 GEN Swithgear Nameplate	2,546				
UMS PCC 454 Elevator 3 Emergency Do	0				
UMS PCC 462 Beam 95 Connection Deta	15,455				
UMS PCC 465 R1 WL for Florist Booth	10,000				
UMS PCC 478 Temp Doors for MZ09, MZ	2,275				
UMS PCC 480 TS on PGE Poles	5,000				
UMS PCC 495 Sprinklers at BART Entra	7,025				
UMS PCC 514 Storage Rm Sprinklers	24,290				
UMS PCC 515 Re Mezz. Sctr 3 Dtwork	10,000				
UMS PCC 519 Add CN05A Exit Sign	5,000				
UMS PCC 555 Acceleration	25,000				
UMS PCC 562 Revisions to Door CN12B	0				
UMS PCC 568 Sawcut CMU Walls Under	2,500				
UMS PCC 94 Clean out MRY Ductbank	10,000				
UMS-PCC 466 Remove Equipment and Mat	5,000				
USG PCC 111 Conc Cemo & Rev Con Dtl	5,001				
USG PCC 123 South Wall Ground Beams	5,000				
USG PCC 147 Geary Streetlight	12,500				
USG PCC 155 16-D Footing Demoltion	0				
USG PCC 156 CMU Footings	3,503				
USG PCC 158 Elev. Pit CDF Backfill	6,035				
USG PCC 199R-1 Delete Bm and Plntrs	(18,051)				
USG PCC 89 E. Light Pole Foundation	1,250				
YBM PCC 152R1 Elevator 1 & 2 changes			50,001		
YBM PCC 301 Remove directional door			(5,771)		

Contract Modification/Trend Log - Contract 1300 Stations

Awarded NTE Amount	\$839,676,400	\$878,920,542
Substantial Completion	6/29/2020	6/29/2020

	UMS	CTS	YBM	STS	COST REPORT NOTES
YBM PCC 455 Upsized UPS Feeder and			10,000		
YBM PCC 534 AWSS Material Available			(14,250)		
YBM PCC 536 Access Control Systems			160,000		
YBM PCC 540 Relocation of Roof Drai			15,000		
YBM PCC 542 Add Data Outlets for Se			7,500		
YBM PCC 544 Aux Comm Rm cable tray			5,000		
YBM PCC 560 Elevator Ledge Beveling			0		
YBM PCC 570 Concourse Door Openings			20,000		
YBM PCC 577 Spot Acceleration			25,000		
YBM PCC 579 Vent Shaft Roof Curb He			5,000		
Approved	7,744,337	42,839,633	3,241,425	(14,581,253)	
Contract Modification					
CMod # 14 YBM COR 036, 078			58,526		
CMod #017 CTS CORs 001 053 & 069		54,322			
CMod #018 CTS PCC 012		60,248			
CMod #021 STS CORs 48/52/114/233/252				18,221	
CMod #025 - Various CORs			59,113		
CMod #026 YBM COR 072			84,509		
CMod #027 UMS PCC 092	0				
CMod #028 CTS PCC 017.1		97,743			
CMod #029 STS PCC 009.1				(143,668)	
CMod #033 CTS Various CORs		56,422			
CMod #034 CTS Various CORs		19,334			
CMod #035 STS PCC 077				11,147	
CMod #037 CTS Various CORs		8,886			
CMod #038 STS Various CORs				52,553	
CMod #039 UMS Various CORs	23,271				
CMod #040 YBM Analytical Soil Test			3,655		
CMod #049 STS DSC CORs				136,728	
CMod #050 STS DSC CORs				67,036	
CMod #053 STS DSC CORs				17,035	
CMod #081 Various DSC CORs & PCCs			57,886		
CMod #082 YBM COR 385			21,170		
CMod #083 YBM Various Changes			27,270		
CMod #084 YBM Various Changes			12,156		

Contract Modification/Trend Log - Contract 1300 Stations

Awarded NTE Amount	\$839,676,400	\$878,920,542
Substantial Completion	6/29/2020	6/29/2020

	UMS	CTS	YBM	STS	COST REPORT NOTES
CMod #085 YBM COR 086 Existing AT&T			156,831		
CMod #086 YBM COR 1106			1,897		
CMod #1 BART Elevator Option 1 @ Pow	90,000				
Cmod #10 YBM PCC 042			64,287		
CMod #100 UMS PCC 102 Fire & Life	48,149				
CMod #101 YBM COR 75 Slurry Wall			22,423		
CMod #102 STS PCC 410 ATCS Ext Cable				125,412	
CMod #103 UMS PCC 345 Lead Paint	221,766				
CMod #104 CTS Soil CMod Suppl CMOD19		1,621,173			
CMod #105 UMS Schedule Recovery	732,979				
CMod #106 CTS COR 1080 Acceleration		970,131			
CMod #107 YBM PCC 446 COR 1425			1,500,787		
CMod #108 STS Various Changes				50,400	
CMod #109 YBM 109 Various CORs			33,471		
CMod #11 UMS PCC 002	12,997				
CMod #110 UMS COR 251 770 779 781	118,911				
CMod #111 STS PCC 457 Traffic Signal				38,012	
CMod #112 UMS Various Changes	337,401				
CMod #113 STS Various Changes				103,369	
CMod #114 YBM Various CORs			99,028		
CMod #115 CTS Various Force Accounts		25,026			
CMod #116 UMS COR 034/CCC 004 Type B	627,081				
CMod #117 YBM Various PCCs			111,027		
CMOD #118 YBM Various PCCs & CORs			421,616		
CMod #12 STS Traffic Control				1,032,302	
CMod #13 CTS COR 006		57,707			
CMod #15 YBM COR 196			3,178		
CMod #16 UMS COR 184	8,261				
CMod #19 CTS COR 007, 026		2,274,225			
CMod #20 YBM PCC 047 and 45			364,562		
CMod #22 UMS PCC 045, 046	16,198				
CMod #23 UMS PCC 058	63,838				
CMod #3 CTS Work Safely Ard Power Po		25,956			
CMod #30 YBM Various CORs			334,165		
CMod #31 UMS COR 595	53,701				

Contract Modification/Trend Log - Contract 1300 Stations

Awarded NTE Amount	\$839,676,400	\$878,920,542
Substantial Completion	6/29/2020	6/29/2020

	UMS	CTS	YBM	STS	COST REPORT NOTES
CMod #32 YBM Various PCCs			92,934		
CMod #36 YBM Conflict with Waterline			14,484		
CMod #4 CTS-Force Account Change Or		130,000			
CMod #41 YBM Class 2 Conta. Material			40,250		
CMod #42 UMS Addl. Service Conduits	36,873				
CMod #43 UMS D85 Structural Pile	65,188				
CMod #44 UMS Grade 50 Steel	572,884				
CMod #46 YBM/CTS/UMS S.walk Hatches			35,489		
CMod #47 UMS Roof Deck Schedule	76,124				
CMod #48 UMS Undgrnd. Storage Tanks	97,817				
CMod #5 YBM Deletion of Comp Groutin			(1,833,869)		
CMod #51 YBM Various CORs and PCCs			24,875		
CMod #52 YBM Undgrnd. Storage Tanks			167,393		
CMod #54 UMS USG Underpinning	732,157				
CMod #55 YBM Archeological Discovery			102,734		
CMod #56 YBM Contaminated Material			106,923		
CMod #57 STS Crossover Materials				21,245	
CMod #58 STS DSC CORs				90,081	
CMod #59 CTS DSC CORs		66,592			
CMod #6 CTS Plaza Constr Supt Servi		75,000			
CMod #60 UMS USG Two Fuel Tanks	61,312				
CMod #61 YBM Various CORs			207,181		
CMod #62 UMS Wales and Waterproofing	277,714				
CMod #63 CTS DSC CORs		38,025			
CMod #64 STS DSC CORs and SFWD				52,570	
CMod #65 UMS Various CORs and PCCs	10,320				
CMod #66 STS Sewer Notching				66,949	
CMod #67 UMS Solar/Low-e Coating	23,290				
CMod #68 STS Various CORs				59,555	
CMod #69 UMS Various CORs	49,682				
CMod #70 YBM Various CORs			178,079		
CMod #71 UMS Haz and Asbestos Abate	81,907				
CMod #72 YBM COR 249. 566			74,694		
CMod #74 UMS PCC 39 12" Wtrln Reloc	336,236				
CMod #75 UMS COR 060 New 8" Wtr Line	58,672				

Contract Modification/Trend Log - Contract 1300 Stations

Awarded NTE Amount	\$839,676,400	\$878,920,542
Substantial Completion	6/29/2020	6/29/2020

	UMS	CTS	YBM	STS	COST REPORT NOTES
Cmod #76 YBM COR 806 Gardril credits			(9,611)		
CMod #77 STS Various Changes				56,629	
CMod #78 STS Various DSC CORs				191,175	
CMod #79 STS PCC 014 Traffic Signal				242,427	
CMod #80 STS Add'l Work to DSCs CORs				111,701	
CMod #87 CTS Var Slurry Wall Changes		3,596,000			
CMod #88 STS Various COR Misc Work				38,346	
CMod #89 YBM CORs 390,485 & 848			85,095		
CMod #9 YBM COR 10,15,16,18,20,25			126,663		
CMod #90 CTS DRB Reimbursement		1,296,364			
CMod #91 YBM PCC 069			84,537		
CMod #92 CTS PCC 233 & 26		1,126,478			
Cmod #93 STS Coordinate of ATCS Work				(18,036,709)	
Cmod #94 UMS Various Changes	46,057				
CMod #95 UMS Bart Elv Opt 2 Add Cost	400,000				
Cmod #96 UMS Comp Grout Quantities	775,000				
CMod #97 STS COR 322 Tunnel Cleaning				399,000	
CMod #98 YBM PCC 76 AWSS SSFM			163,113		
Cmod #99 UMS Various Changes	996,584				
CMod 073 - PCC 066 PB				96,516	
CMOD 24 STS PCC 23				108,053	
Cmod#119: UMS: Various Changes PCC 110, 124, 12	131,687				
Cmod#120: UMS: PCC 122R1 - UMS 1 1/2 inch Drain	560,280				
Cmod#121: YBM: Various Changes COR 825, 1359, 1610 and PCC 320R1			142,904		
CMod#7 STS FACOs 016, 017 & COR 009				80,170	
CMod#8 STS PCC 006 ATT MH, PB&Trench				225,208	
CTS CMod #122 Schedule Delay Costs		31,240,000			
STS CMod 045 PCC 008 Tunnel Lowering				107,285	
Grand Total	14,992,119	44,409,943	7,122,451	(13,132,187)	

7.6 BUDGET REVISIONS: REPORT SORTED BY CONSTRUCTION PACKAGES & SOFT COSTS

Report Period: September 2019

		August 2019			September 2019				
Group by Contract & SCC	CATEGORY ITEM	August 2019 Base	August 2019 Allocated Contingency	August 2019 Base + Allocated Contingency (YOE)	September 2019 Base	September 2019 Allocated Contingency	September 2019 Base + Allocated Contingency (YOE)	BUDGET TRANSFERS [September 2019] vs. [August 2019]	Cost Report Notes
10-50	CONSTRUCTION CONTRACT PACKAGES	1,170,572,422	15,954,020	1,191,368,392	1,202,647,293	(16,120,851)	1,191,368,392	0	
1250	UTILITY RELOCATION PACKAGE #1	12,134,906		12,134,906	12,134,906		12,134,906	0	
	Contract 1250 Form B Credit	(2,275,419)		(2,275,419)	(2,275,419)		(2,275,419)	0	
1251	UTILITY RELOCATION PACKAGE #2	20,744,696		20,744,696	20,744,696		20,744,696	0	
	Contract 1251 Form B Credit	(7,618,412)		(7,618,412)	(7,618,412)		(7,618,412)	0	
1252	GUIDEWAY TUNNEL	233,511,253	0	233,511,253	233,511,253	0	233,511,253	0	32
	Contract 1252 Form B Credit	(254,050)		(254,050)	(254,050)		(254,050)	0	
1300	CN1300 STATIONS TOTAL	846,845,671	14,794,020	861,639,691	878,920,542	(17,280,851)	861,639,691	0	33
1253: UMS	UNION SQUARE/MARKET STREET STATION [UMS]	301,082,960	12,947,630	314,030,590	301,774,927	12,255,663	314,030,590	0	
	UMS 1253 Form B Credit	(528,370)		(528,370)	(528,370)		(528,370)	0	
1254: CTS	CHINA TOWN STATION [CTS]	259,167,443	(1,599,633)	257,567,810	290,407,443	(32,839,633)	257,567,810	0	
	CTS 1254 Form B Credit	(451,703)		(451,703)	(451,703)		(451,703)	0	
1255: YBM	YERBA BUENA/ MOSCONE STATION [YBM]	161,187,521	1,901,480	163,089,001	161,330,425	1,758,576	163,089,001	0	
	YBM 1255 Form B Credit	(100,000)		(100,000)	(100,000)		(100,000)	0	
1256: STS	SURFACE TRACKWORK & SYSTEMS [STS]	125,407,747	1,544,543	126,952,290	125,407,747	1,544,543	126,952,290	0	
	STS 1256 SFPUC SEWER MAIN CREDIT	(2,925,296)		(2,925,296)	(2,925,296)		(2,925,296)	0	
	STS 1256 Form B Credit	(1,000,000)		(1,000,000)	(1,000,000)		(1,000,000)	0	
OTHER	OTHER CONSTRUCTION TOTAL	77,331,096	1,160,000	78,491,096	77,331,096	1,160,000	78,491,096	0	
40.06	PUBLIC ART PROGRAM	8,175,555	1,160,000	9,335,555	8,175,555	1,160,000	9,335,555	0	
40.08	CN1300 JOB READINESS PROGRAM - OUTREACH	1,060,000		1,060,000	1,060,000		1,060,000	0	33
40.02	MISC. CONSTR CONTRCT WK (TRACTION POWER FOR 1251)	258,202		258,202	258,202		258,202	0	
40.01	CONTRACT 1300 SOIL PROCESS	500,000		500,000	500,000		500,000	0	34
50.01	THALES T&S ATCS	487,972		487,972	487,972		487,972	0	
50.01	CN1266-2 Advanced Train Control System (ATCS) - Implementation	14,611,285		14,611,285	14,611,285		14,611,285	0	34a
50.01	CN1266-1 Advanced Train Control System (ATCS) - Equipment	3,425,424		3,425,424	3,425,424		3,425,424	0	34a
50.06	MTA FARE COLLECTION EQUIPMENT	5,400,000		5,400,000	5,400,000		5,400,000	0	
50.06	BART FARE COLLECTION EQUIPMENT	700,000		700,000	700,000		700,000	0	

7.6 BUDGET REVISIONS: REPORT SORTED BY CONSTRUCTION PACKAGES & SOFT COSTS

Report Period: September 2019

		August 2019			September 2019				
Group by Contract & SCC	CATEGORY ITEM	August 2019 Base	August 2019 Allocated Contingency	August 2019 Base + Allocated Contingency (YOE)	September 2019 Base	September 2019 Allocated Contingency	September 2019 Base + Allocated Contingency (YOE)	BUDGET TRANSFERS [September 2019] vs. [August 2019]	Cost Report Notes
40.02	JOB ORDER CONTRACTS (JOCS) - CONSTRUCTION	117,255		117,255	117,255		117,255	0	
40.08	AON RISK INSURANCE	25,094,436		25,094,436	25,094,436		25,094,436	0	34b
40.02	PUBLIC AGENCIES UTILITY COORDINATION	3,713,215		3,713,215	3,713,215		3,713,215	0	
40.02	DEPARTMENT OF PARKING AND TRAFFIC (DPT)	1,200,000		1,200,000	1,200,000		1,200,000	0	
50.03	UNION SQUARE/ MARKET STREET STATION POWER FEED	2,959,826		2,959,826	2,959,826		2,959,826	0	
50.03	UNION SQUARE/ MARKET STREET STATIONS PERMANENT POWER	(2,350,000)		(2,350,000)	(2,350,000)		(2,350,000)	0	
50.03	CHINATOWN STATION POWER FEED	2,959,826		2,959,826	2,959,826		2,959,826	0	
50.03	CHINATOWN STATION PERMANENT POWER	(2,350,000)		(2,350,000)	(2,350,000)		(2,350,000)	0	
50.03	YERBA BUENA/ MOSCONE STATION [YBM] POWER FEED	3,125,222		3,125,222	3,125,222		3,125,222	0	
50.03	YERBA BUENA/ MOSCONE STATION [YBM] PERMANENT POWER	(2,368,540)		(2,368,540)	(2,368,540)		(2,368,540)	0	
50.03	SURFACE STATION POWER FEED	11,839		11,839	11,839		11,839	0	
50.04	COMMUNICATION CONNECTION COSTS	5,757,629		5,757,629	5,757,629		5,757,629	0	
50.05	CSP Radio Design	641,950		641,950	641,950		641,950	0	34c
50.05	CSP Radio Cable	377,788		377,788	377,788		377,788	0	34c
50.05	CSP Radio Design Procurement	3,822,212		3,822,212	3,822,212		3,822,212	0	34c
60	ROW, LAND, EXISTING IMPROVEMENTS	32,246,321	0	32,246,321	32,246,321	0	32,246,321	0	
60.01	PURCHASE OR LEASE OF REAL ESTATE	30,065,810	0	30,065,810	30,065,810	0	30,065,810	0	35
60.02	RELOCATION OF EXISTING HOUSEHOLDS	2,180,511		2,180,511	2,180,511		2,180,511	0	
70	VEHICLES	16,800,000	0	16,800,000	16,800,000	0	16,800,000	0	
70.01	LIGHT RAIL	16,800,000	0	16,800,000	16,800,000	0	16,800,000	0	36
80	PROFESSIONAL SERVICES	329,644,196	1,358,422	331,002,618	329,644,196	1,358,422	331,002,618	0	
80.01	PRELIMINARY ENGINEERING	46,202,674		46,202,674	46,202,674		46,202,674	0	
80.02	FINAL DESIGN	61,318,331		61,318,331	61,318,331		61,318,331	0	
80.03	PROJECT MANAGEMENT FOR DESIGN & CONSTRUCTION	89,244,281	0	89,244,281	89,244,281	0	89,244,281	0	36a

7.6 BUDGET REVISIONS: REPORT SORTED BY CONSTRUCTION PACKAGES & SOFT COSTS

Report Period: September 2019

		August 2019			September 2019				
Group by Contract & SCC	CATEGORY ITEM	August 2019 Base	August 2019 Allocated Contingency	August 2019 Base + Allocated Contingency (YOE)	September 2019 Base	September 2019 Allocated Contingency	September 2019 Base + Allocated Contingency (YOE)	BUDGET TRANSFERS [September 2019] vs. [August 2019]	Cost Report Notes
80.04	CONSTRUCTION ADMINISTRATION & MANAGEMENT	109,991,299	0	109,991,299	109,991,299	0	109,991,299	0	36a
80.05	INSURANCES	6,800,000		6,800,000	6,800,000		6,800,000	0	
80.06	LEGAL: PERMITS. REVIEW FEES BY OTHER AGENCIES	8,212,604		8,212,604	8,212,604		8,212,604	0	
80.07	SURVEYS, TESTING, INVESTIGATION. INSPECTION	933,100		933,100	933,100		933,100	0	
80.08	START-UP	6,941,907	1,358,422	8,300,329	6,941,907	1,358,422	8,300,329	0	
	ALL SCC CATEGORIES 10 TO 80	1,549,262,939	17,312,442	1,571,417,331	1,581,337,810	(14,762,429)	1,571,417,331	0	37
90	UNALLOCATED CONTINGENCIES			6,882,672			6,882,672	0	38
	TOTAL PROJECT COST 10 TO 100			1,578,300,003			1,578,300,003		
	TOTAL CONTINGENCY			24,195,114			(7,879,757)		
	CONTINGENCY MINIMUM			25,000,000			25,000,000		
	BELOW OR ABOVE MINIMUM			(804,886)			(32,879,757)		

COST STATUS BY CATEGORY	SCC CODES	Sum of Supplemental 2013 Budget	BUDGET August 2019	BUDGET TRANSFERS	BUDGET September 2019	Sum of September 2019	Remaining Budget (Column H-Column I)	September 2019 EAC	September 2019 Contingency	Cost Report Notes
		A	B	C	D	E	F	G	H	
GUIDEWAY & TRACK ELEMENTS	SCC 010	282,227,872	284,261,448	-	284,261,448	279,088,346	5,173,103	284,446,545	0	39
STATIONS, STOPS, TERMINALS, INTERMODAL	SCC 020	573,099,645	573,595,111	(31,931,967)	541,663,144	497,748,000	43,915,144	566,187,957	(17,280,851)	39
SITework & SPECIAL CONDITIONS	SCC 040	235,514,097	232,874,057	31,931,967	264,806,024	262,395,131	2,410,893	267,588,915	1,160,000	39
SYSTEMS	SCC 050	90,774,397	100,637,776	-	100,637,776	44,334,082	56,303,695	103,414,010		39
ROW, LAND, EXISTING IMPROVEMENTS	SCC 060	37,511,799	32,246,321	-	32,246,321	30,648,969	1,597,352	32,246,321		
VEHICLES	SCC 070	26,385,653	16,800,000	-	16,800,000	11,929,247	4,870,753	16,800,000	0	
PRELIM ENGINEERING	SCC 080.01	46,202,673	46,202,674	-	46,202,674	46,202,675	(1)	46,202,674		
FINAL DESIGN	SCC 080.02	61,137,604	61,318,331	-	61,318,331	61,199,308	119,023	61,318,331		
PM FOR DESIGN & CONSTRUCTION	SCC 080.03 - 080.04	197,146,664	199,235,580	-	199,235,580	181,916,672	17,318,907	199,235,580	0	39
OTHER PROF SRVCS	SCC 080.05 - 080.08	24,416,118	24,246,033	-	24,246,033	12,833,619	11,412,414	22,887,611	1,358,422	
UNALLOC CONTINGENCY	SCC 090	3,883,480	6,882,669	-	6,882,669		6,882,669		6,882,672	39
Grand Total		1,578,300,000	1,578,300,000	0	1,578,300,000	1,428,296,047	150,003,953	1,600,327,945	(7,879,757)	

SCC DESCRIPTION	September 2019 BUDGET	September 2019 CTD
010 - GUIDEWAY & TRACK ELEMENTS	284,261,448	279,088,346
020 - STATIONS, STOPS, TERMINALS, INTERMODAL	541,663,144	497,748,000
040 - SITEWORK & SPECIAL CONDITIONS	264,806,024	262,395,131
050 - SYSTEMS	100,637,776	44,334,082
070 - VEHICLES (number)	16,800,000	11,929,247
080 - PROFESSIONAL SERVICES (applies to Cats. 10-50)	331,002,618	302,152,273
090 - UNALLOCATED CONTINGENCY	6,882,669	
Grand Total	1,578,300,000	1,428,296,047

SCC DESCRIPTION	September 2019 BUDGET	September 2019 CTD
010.02-Guideway: At grade semi-exclusive (allows cross-traffic)	2,860,000	2,720,000
010.06-Guideway: Underground cut & cover	69,816,407	66,654,532
010.07-Guideway: Underground tunnel	200,374,315	198,605,019
010.09-Track: Direct fixation	6,761,089	6,659,158
010.12-Track: Special (switches, turnouts)	4,449,637	4,449,637
020.01-At-grade station, stop, shelter, mall, terminal, platform	7,602,857	4,585,963
020.02-Aerial station, stop, shelter, mall, terminal, platform	1,544,543	0
020.03-Underground station, stop, shelter, mall, terminal, platform	510,203,852	475,950,991
020.07-Elevators, escalators	22,311,892	17,211,046
040.01-Demolition, Clearing, Earthwork	12,754,615	12,495,015
040.02-Site Utilities, Utility Relocation	68,753,443	77,052,674
040.03-Haz. mat'l, contam'd soil removal/mitigation, ground water treatments	9,423,125	9,158,406
040.04-Environmental mitigation, e.g. wetlands, historic/archeologic, parks	1,122,899	1,094,808
040.05-Site structures including retaining walls, sound walls	2,706,431	2,706,431
040.06-Pedestrian / bike access and accommodation, landscaping	9,790,995	4,709,004
040.07-Automobile, bus, van accessways including roads, parking lots	6,579,099	6,202,582
040.08-Temporary Facilities and other indirect costs during construction	153,675,418	148,976,212
050.01-Train control and signals	28,291,363	7,625,753
050.02-Traffic signals and crossing protection	12,804,956	11,962,700
050.03-Traction power supply: substations	21,465,073	17,077,052
050.04-Traction power distribution: catenary and third rail	12,441,113	2,548,614
050.05-Communications	16,920,685	3,631,593
050.06-Fare collection system and equipment	6,100,000	627,988
050.07-Central Control	2,614,586	860,381
060.01-Purchase or lease of real estate	30,065,810	28,239,539
060.02-Relocation of existing households and businesses	2,180,511	2,409,430
070.01-Light Rail	16,800,000	11,929,247
080.01-Preliminary Engineering	46,202,674	46,202,675
080.02-Final Design	61,318,331	61,199,308
080.03-Project Management for Design and Construction	82,244,281	77,791,275
080.04-Construction Administration & Management	116,991,299	104,125,397
080.05-Professional Liability and other Non-Construction Insurance	6,800,000	6,340,196
080.06-Legal; Permits; Review Fees by other agencies, cities, etc.	8,212,604	5,605,986
080.07-Surveys, Testing, Investigation, Inspection	933,100	887,437
080.08-Start up	8,300,329	0
090.00-Unallocated Contingency	6,882,669	
Grand Total	1,578,300,000	1,428,296,047

[A] Cost Account Description	[B] September 2019 Budget (YOE)	ACTUAL COSTS				[G] VARIANCE (B - F)	COST REPORT NOTES
		[C] PRIOR MONTH Total	[D] PRIOR MONTH Monthly	[E] CURRENT Monthly	[F] CURRENT Total		
TOTAL PRELIMINARY ENGINEERING	46,542,061	46,542,061	0	0	46,542,061	0	40
11 - SFMTA PROJECT MANAGEMENT	8,800,164	8,253,957	0	0	8,253,957	546,208	41
12 - SFMTA ENGINEERING SERVICES	11,425,594	11,425,594	0	0	11,425,594	0	42
16 - DEPARTMENT OF PARKING AND TRAFFIC (DPT)	921,906	802,883	0	0	802,883	119,023	
21 - ARTS COMMISSION	1,500,570	1,500,570	0	0	1,500,570	0	43
22 - FIRE DEPARTMENT	33,825	33,825	0	0	33,825	0	
23 - CITY ATTORNEY'S OFFICE	1,234,754	1,234,754	0	0	1,234,754	0	
24 - RISK MANAGEMENT	0	0	0	0	0	0	
26 - PLANNING	99,604	99,604	0	0	99,604	0	
27 - DEPARTMENT OF PUBLIC HEALTH (DPH)	4,420	4,420	0	0	4,420	0	
29 - CITY AUDITOR	336,735	336,735	0	0	336,735	0	44
32 - DPW - IDC ENGINEERING (HYDRAULIC)	3,336,432	3,336,432	0	0	3,336,432	0	
34 - DPW - IDC CONSTRUCTION (CAPTITAL)	17,462	17,462	0	0	17,462	0	
36 - DPW - BSM INFRASTRUCTURE (MAPPING)	76,549	76,549	0	0	76,549	0	
39 - DPW - PCS SITE ASSESSMENT & REMEDIATION (SAR)	13,993	13,993	0	0	13,993	0	
51 - 821 HOWARD STREET	1,005,653	1,005,653	0	0	1,005,653	0	
55 - 651 BRANNAN	2,294,910	2,294,910	0	0	2,294,910	0	45
63 - CENTRAL SUBWAY PARTNERSHIP - AECOM-EPC JV CONTRACT 149	26,793,234	26,793,234	0	0	26,793,234	0	46
66 - ANIL VERMA	395,204	395,204	0	0	395,204	0	47
67 - HILL INTERNATIONAL CONTRACT 156	6,716,294	6,716,294	0	0	6,716,294	0	48
68 - ARTHUR GALLAGER & CO. CS 164	6,800,000	6,340,196	0	0	6,340,196	459,804	
71 - TUNNEL/UTILITIES - CONTRACT # CONTRACT 155-1	5,469,336	5,469,336	0	0	5,469,336	0	49
72 - STATIONS - CONTRACT # CONTRACT 155-2	26,220,609	26,220,609	0	0	26,220,609	0	50
73 - SYSTEMS/INTEGRATION - CONTRACT 155-3	11,432,312	11,432,312	0	0	11,432,312	0	51
331 - BAY AREA RAPID TRANSIT (BART)	146,427	146,427	0	0	146,427	0	
332 - SAN FRANCISCO COUNTY TRANSPORTATION AUTHORITY (SFCTA)	0	0	0	0	0	0	
TOTAL FINAL DESIGN	115,075,988	113,950,952	0	0	113,950,952	1,125,035	
11 - SFMTA PROJECT MANAGEMENT	16,500,000	14,954,936	198,418	93,366	15,048,302	1,451,698	
1.3.011.01.080.03 - CM:SFMTA LABOR-PROJECT MANAGEMENT	16,500,000	14,954,936	198,418	93,366	15,048,302	1,451,698	
12 - SFMTA ENGINEERING SERVICES	2,923,582	2,753,731	15,374	8,151	2,761,882	161,700	
1.3.012.02.080.04 - CM: SFMTA LABOR-ENGINEERING CONTRACT 1252	123,582	57,648	0	0	57,648	65,934	
1.3.012.06.080.04 - CM: SFMTA LABOR-ENGINEERING CONTRACT 1300	2,800,000	2,696,083	15,374	8,151	2,704,234	95,766	
13 - SFMTA CONSTRUCTION MANAGEMENT	25,432,035	21,018,838	244,927	125,763	21,144,601	4,287,434	
1.3.013.01.080.04 - CM:SFMTA LABOR-CONSTR. MANAGEM	25,432,035	21,018,838	244,927	125,763	21,144,601	4,287,434	
16 - DEPARTMENT OF PARKING AND TRAFFIC (DPT)	3,659,313	2,594,241	16,023	2,793	2,597,033	1,666,738	
1.3.016.01.080.04 - DPT CONTRACT 1300 SUPPORT UMS	299,600	303,649	4,302	1,733	305,382	(5,782)	
1.3.016.01.080.04 - DPT CONTRACT 1300 SUPPORT CTS	274,900	127,037	1,118	1,060	128,097	146,803	
1.3.016.01.080.04 - DPT CONTRACT 1300 SUPPORT YBM	238,400	207,781	679	0	207,781	30,619	
1.3.016.01.080.04 - DPT CONTRACT 1300 SUPPORT STS	876,876	268,032	1,248	0	268,032	608,844	
1.3.016.02.040.08 - DPT: FIELD OPS TUNNEL [B84]	0	1,464	0	0	1,464	(1,464)	
1.3.016.02.040.08 - DPT: FIELD OPS TUNNEL [B86]	0	204,261	0	0	204,261	(204,261)	
1.3.016.06.040.02 - DPT:DPT TRAFFIC SHOP CONTRACT 1300	1,200,000	0	0	0	0	1,200,000	

[A] Cost Account Description	[B] September 2019 Budget (YOE)	ACTUAL COSTS				[G] VARIANCE (B - F)	COST REPORT NOTES
		[C] PRIOR MONTH Total	[D] PRIOR MONTH Monthly	[E] CURRENT Monthly	[F] CURRENT Total		
1.3.016.08.040.08 - DPT:PCOS:2UTL [68A]	400,728	400,728	0	0	400,728	0	
1.3.016.08.040.08 - DPT:SSD CN:2UTL	0	108,020	0	0	108,020	(108,020)	
1.3.016.08.080.04 - DPT:SSD [1326]	252,536	252,536	0	0	252,536	0	
1.3.016.08.080.04 - DPT:SSD [13BN]	23,302	23,302	0	0	23,302	0	
1.3.016.08.080.04 - DPT:SSD [13CN]	963	963	0	0	963	0	
1.3.016.08.080.04 - DPT:SSD [B85]	92,008	92,008	0	0	92,008	0	
1.3.016.03.040.08 - PCOS:1300/UMS [68CPT544132W.CPT544132W]	0	161,753	0	0	161,753	(161,753)	
1.3.016.05.040.08 - PCOS:1300/YBM [68CPT544132Y.CPT544132Y]	0	197,657	8,676	0	197,657	(197,657)	
1.3.016.09.040.08 - PCOS:1300/STS [68CPT544132Z.CPT544132Z]	0	245,049	0	0	245,049	(245,049)	
17 - MOTIVE POWER	2,195	0	0	0	0	2,195	
1.3.017.07.040.02 - PWR:SFMTA-MOTIVE POWER-UTL.REL	2,195	0	0	0	0	2,195	
18 - SFMTA OPERATIONS	400,000	102,905	0	0	102,905	235,063	
1.3.018.04.040.02 - OPS:SUPPORT TO CONTRACT 1300/CTS	100,000	35,154	0	0	35,154	64,846	
1.3.018.06.080.07 - OPS:SUPPORT TO CONTRACT 1300 - UMS O/L	50,255	53,069	0	0	53,069	(2,814)	
1.3.018.06.080.07 - OPS:SUPPORT TO CONTRACT 1300/UMS	249,745	14,681	0	0	14,681	235,063	
19 - OTHER SFMTA	1,000,000	945,836	0	0	945,836	54,164	
1.3.019.07.080.07 - OTH.MTA SFMTA-SURVEY; TSTG [6840]	1,800	1,720	0	0	1,720	80	
1.3.019.08.040.08 - OTH.MTA 1251 MATERIALS	150,000	126,149	0	0	126,149	23,851	
1.3.019.08.080.07 - OTH.MTA OPERATION SUPPORT DUR	848,200	817,966	0	0	817,966	30,234	
21 - ARTS COMMISSION	12,010,886	5,551,634	9,628	18,324	5,569,958	6,440,928	
1.3.021.01.040.06 - ARTS:CTYCO-ARTS COMMISSION CONSTRUCTION COSTS	3,769,932	0	0	0	0	3,769,932	
1.3.021.01.080.03 - ARTS:CTYCO-ARTS COMMISSION [1227]	1,719,387	388,167	0	0	388,167	1,331,220	52
1.3.021.01.080.04 - ARTS:CTYCO-ARTS COMMISSION [PWE335MPFUNA.CPT5441227]	21,000	12,465	0	0	12,465	8,535	
1.3.021.06.080.03 - ARTS:CTYCO-ARTS COMMISSION PM [285MC.132J]	834,264	834,264	6,760	6,710	840,974	(6,710)	
1.3.021.01.080.03 - ARTS:CTYCO-ARTS COMMISSION [PWA335MPFUNA.CPT5441327]	10,149	9,205	(944)	1,888	11,093	(944)	
1.3.021.01.080.03 - ARTS:CTYCO-ARTS COMMISSION [PWE335MPFUNA.CPT5441327]	4,439	4,439	0	0	4,439	0	
1.3.021.06.040.06 - ARTS:CTYCO-ARTS COMMISSION [68CPT5441327.CPT5441327]	1,393,660	1,393,660	0	0	1,393,660	0	
1.3.021.06.040.06 - ARTS:CTYCO-ARTS COMMISSION [285MCPFUNA.CPT5441327]	3,011,963	2,909,434	3,812	9,726	2,919,160	92,803	
1.3.021.01.080.03 - ARTS:CTYCO-ARTS COMMISSION [132J]	86,091	0	0	0	0	86,091	
1.3.021.97.040.06 - ARTS:ARTS COMMISSION ALLOC CO	1,160,000	0	0	0	0	1,160,000	
23 - CITY ATTORNEY'S OFFICE	2,171,781	2,125,634	0	0	2,125,634	46,147	
1.3.023.01.080.06 - ATTY:CN LEGAL-CITY ATTORNEY OF	2,171,781	2,125,634	0	0	2,125,634	46,147	
25 - PUBLIC UTILITIES COMMISSION SEWER	(2,925,296)	0	0	0	0	(2,925,296)	
1.3.025.09.040.02 - STS.1256: SITE UTILITIES SFPUC SEWER MAIN	(2,925,296)	0	0	0	0	(2,925,296)	
26 - PLANNING	137,062	26,697	0	0	26,697	110,365	
1.3.026.01.080.06 - CM:CTYCO-PLANNING DEPARTMENT	137,062	26,697	0	0	26,697	110,365	
28 - PUBLIC UTILITIES COMMISSION WATER	4,242,012	4,125,759	107	0	4,125,759	116,253	
1.3.028.02.040.02 - CM:CTYCO-PUBLIC UTIL COMM. (PUC)	0	4,745	0	0	4,745	(4,745)	
1.3.028.02.040.08 - PUC: FIELD OPERATIONS TUNNEL	398,400	510,208	0	0	510,208	(111,808)	
1.3.028.02.080.04 - PUC:MTA CSP CN1252 [470465]	105,000	91,587	0	0	91,587	13,413	
1.3.028.03.040.02 - PUC:CDD CONTRACT 1300/UMS SUPPORT	606,354	632,056	0	0	632,056	(25,702)	
1.3.028.03.080.04 - PUC:CMB CONTRACT 1300/UMS INSPECTION	230,000	34,508	0	0	34,508	195,492	
1.3.028.04.040.02 - PUC:CDD CONTRACT 1300/CTS SUPPORT	271,755	201,959	0	0	201,959	69,796	
1.3.028.04.080.04 - PUC:CMB CONTRACT 1300/CTS INSPECTION	115,000	55,773	0	0	55,773	59,227	
1.3.028.05.040.02 - PUC:CDD CONTRACT 1300/YBM SUPPORT	450,282	492,495	107	0	492,495	(42,213)	

[A] Cost Account Description	[B] September 2019 Budget (YOE)	ACTUAL COSTS				[G] VARIANCE (B - F)	COST REPORT NOTES
		[C] PRIOR MONTH Total	[D] PRIOR MONTH Monthly	[E] CURRENT Monthly	[F] CURRENT Total		
1.3.028.05.080.04 - PUC:CMB CONTRACT 1300/YBM INSPECTION	184,000	98,643	0	0	98,643	85,357	
1.3.028.06.040.02 - PUC:CMB CONTRACT 1300/SFWD AWSS MATERIAL	225,079	249,247	0	0	249,247	(24,168)	
1.3.028.07.040.02 - PUC:PUC CDD WATER CONNECTION CONTRACT 1250	248,035	291,501	0	0	291,501	(43,466)	
1.3.028.07.080.04 - PUC:PUC CMB INSPECTION CONTRACT 1250	74,468	113,844	0	0	113,844	(39,376)	
1.3.028.08.040.02 - PUC:PUC CDD WATER CONNECTION CONTRACT 1251 [445]	340,310	318,130	0	0	318,130	22,180	
1.3.028.08.080.04 - PUC:PUC CMB INSPECTION CONTRACT 1251	266,252	289,424	0	0	289,424	(23,172)	
1.3.028.09.040.02 - PUC:CMB CONTRACT 1300/STS SUPPORT	520,077	484,348	0	0	484,348	35,729	
1.3.028.09.080.04 - PUC:CMB CONTRACT 1300/STS INSPECTION	207,000	257,294	0	0	257,294	(50,294)	
32 - DPW - IDC ENGINEERING (HYDRAULIC)	1,150,459	542,569	1,118	2,870	545,439	675,036	
1.3.032.01.080.04 - CM:DPW:1424J-BUREAU OF ENGINEERING (BOE) [AB12]	(285,405)	(285,405)	0	0	(285,405)	0.00	
1.3.032.03.080.04 - DPW IDC HYDRAULIC CN1300 UMS SUPPORT	297,938	121,220	723	2,186	123,406	174,532	
1.3.032.04.080.04 - DPW IDC HYDRAULIC CN1300 CTS SUPPORT	295,639	22,125	0	0	22,125	273,514	
1.3.032.05.080.04 - DPW IDC HYDRAULIC CN1300 YBM SUPPORT	301,882	56,981	396	685	57,666	244,216	
1.3.032.06.080.04 -1424J-BOE LABOR [PWE1X5MPFUNA.CPT544112B112]	85,275	85,275	0	0	85,275	0	53
1.3.032.06.080.04-1424J-BOE LABOR [PWE1X5MPFUNA.CPT544112C112]	109,658	109,658	0	0	109,658	0	54
1.3.032.06.080.04 -1424J-BOE LABOR [PWE1X5MPFUNA.CPT544112D112]	15,791	15,791	0	0	15,791	0	55
1.3.032.06.080.04 -1424J-BOE LABOR [PWE1X5MPFUNA.CPT544112E112]	11,193	11,193	0	0	11,193	0	56
1.3.032.06.080.04 -1424J-BOE LABOR [PWE1X5MPFUNA.CPT544112F112]	107,798	107,798	0	0	107,798	0	57
1.3.032.06.080.04 -1424J-BOE LABOR [PWE1X5MPFUNA.CPT544112G112]	21,690	47,917	0	0	47,917	(26,227)	58
1.3.032.08.080.04 - DPW.HYRDDPW-BOE IDC ENG SVC DC	9,000	0	0	0	0	9,000	
1.3.032.09.080.04 - DPW IDC HYDRAULIC CN1300 STS SUPPOR	180,000	250,016	0	0	250,016	(70,016)	
34 - DPW - IDC CONSTRUCTION (CAPITAL)	6,703,969	6,345,071	0	0	6,345,071	358,898	
1.3.034.01.080.04 - DPW:BCM LABOR [2113]	2,140,142	2,140,142	0	0	2,140,142	0	
1.3.034.02.080.04 - DPW:CONSTR:1252 CM [CD12]	1,207,603	1,207,603	0	0	1,207,603	0	
1.3.034.02.080.04 - DPW:CONSTR:1252 CM [13AC12]	138,397	138,397	0	0	138,397	0	
1.3.034.06.080.04 - DPW:SITE ASSESSMENT & REMEDIATION (SAR) [132112]	506,858	506,858	0	0	506,858	0	
1.3.034.06.080.04 - DPW:CONSTR:1300 CM [13CP12]	2,710,969	2,352,071	0	0	2,352,071	358,898	
36 - DPW - BSM INFRASTRUCTURE (MAPPING)	465,562	158,741	0	0	158,741	306,821	
1.3.036.01.080.04 - DPW:MPPG:DPW-BUREAU OF ST USE	367,129	32,680	0	0	32,680	334,449	
1.3.036.02.080.04 - DPW:MPPG:1300-DPW-BUREAU OF ST USE [13CG12]	50,000	33,084	0	0	33,084	16,916	
1.3.036.02.080.06 - DPW:MPPG:DPW-BUREAU OF ST USE [13CF]	48,433	92,977	0	0	92,977	(44,544)	
37 - DPW - PCS MATERIAL TESTING LABORATORY	83,100	0	0	0	0	83,100	
1.3.037.01.080.07 - DPW.MTL.LABDPW-MATERIAL TESTIN	83,100	0	0	0	0	83,100	
39 - DPW - PCS SITE ASSESSMENT & REMEDIATION (SAR)	613,853	438,455	0	0	438,455	175,398	
1.3.039.01.080.04 - DPW:SITE ASSESSMENT & REMEDIATION (SAR) [2213]	92,459	92,459	0	0	92,459	0	
1.3.039.01.080.04 - DPW:SITE ASSESSMENT & REMEDIATION (SAR) [2250]	78,400	78,400	0	0	78,400	0	
1.3.039.01.080.04 -DPW:SITE ASSESSMENT & REMEDIATION (SAR) [2257]	151,515	151,515	0	0	151,515	0	
1.3.039.01.080.04 - DPW:SITE ASSESSMENT & REMEDIATION (SAR) [2313]	24,343	24,343	0	0	24,343	0	
1.3.039.01.080.04 - DPW:SITE ASSESSMENT & REMEDIATION	58,757	10,109	0	0	10,109	48,648	
1.3.039.01.080.04 - DPW:SITE ASSESSMENT & REMEDIATION (SAR) [CE13]	31,367	31,367	0	0	31,367	0	
1.3.039.01.080.04 - DPW:SITE ASSESSMENT & REMEDIATION (SAR) [CH13]	100,000	8,621	0	0	8,621	91,379	
1.3.039.01.080.04 - DPW:SITE ASSESSMENT & REMEDIATION (SAR)	17,000	0	0	0	0	17,000	
1.3.039.02.080.04 - DPW: SITE ASSESSMENT & REMEDIATION (SAR) - CN1252 [13CE11]	18,632	16,880	0	0	16,880	1,753	
1.3.039.02.080.04 - DPW: SITE ASSESSMENT & REMEDIATION (SAR) - CN1300 [13CH11]	41,379	24,761	0	0	24,761	16,618	
46 - MACY'S WEST - SFPUC SEWER WORK	258,202	258,202	0	0	258,202	0	

[A] Cost Account Description	[B] September 2019 Budget (YOE)	ACTUAL COSTS				[G] VARIANCE (B - F)	COST REPORT NOTES
		[C] PRIOR MONTH Total	[D] PRIOR MONTH Monthly	[E] CURRENT Monthly	[F] CURRENT Total		
1.3.046.08.040.02 - MCY.SWRC. CONTRACT: MACY'S-SEW	258,202	258,202	0	0	258,202	0	
51 - 821 HOWARD STREET	770,843	635,863	1,116	0	635,863	134,980	
1.3.051.01.080.03 - ODC.HWRD:ODCs - 821 HOWARD STR	696,753	601,635	0	0	601,635	95,118	
1.3.051.02.080.04 - ODC.HWRD:ODCs - TUNNEL CONTRACT 1252	10,000	1,056	0	0	1,056	8,944	
1.3.051.06.080.04 - ODC.HWRD:ODCs - STATION CONTRACT 1300	55,000	22,250	1,116	0	22,250	32,750	
1.3.051.06.080.04 - ODC.HWRD:W/MTA INST WTR SVC @ STS&YBM TRAILER	9,090	10,923	0	0	10,923	(1,833)	
55 - 651 BRANNAN	10,348	10,348	0	0	10,348	0	
1.3.055.01.080.03 - CM:ODCs - 651 BRANNAN STREET	10,348	10,348	0	0	10,348	0	59
63 - CENTRAL SUBWAY PARTNERSHIP - AECOM-EPC JV CONTRACT 149	65,720,187	56,773,143	1,198,779	1,198,779	57,971,922	7,748,265	
1.3.063.01.080.03 - CM:PM:AECOM.CS149 OM-EPC JV CS149-PM	5,017,804	5,017,804	0	0	5,017,804	0	60
1.3.063.01.080.04 - CM:AECOM.CS149OM-EPC JV CS-149 [3B]	1,969,213	1,969,213	0	0	1,969,213	(0)	
1.3.063.01.080.04 - CM:AECOM.CS149OM-EPC JV CS-149 [3E]	6,386,250	6,386,250	0	0	6,386,250	(0)	
1.3.063.01.080.03 - CM:AECOM.CS149OM-EPC JV CS-149 [3E][PM]	1,596,563	1,596,563	0	0	1,596,563	0	
1.3.063.01.080.04 - CM:AECOM.CS149OM-EPC JV CS-149 [3F]	4,101,465	4,101,466	0	0	4,101,466	(0)	
1.3.063.01.080.03 - CM:AECOM.CS149OM-EPC JV CS-149 [3F][PM]	1,025,366	1,025,366	0	0	1,025,366	0	
1.3.063.01.080.04 - CM:AECOM.CS149OM-EPC JV CS-149 [3G]	5,167,381	5,167,381	0	0	5,167,381	(0)	
1.3.063.01.080.03 - CM:AECOM.CS149OM-EPC JV CS-149 [3G][PM]	1,291,845	1,291,845	0	0	1,291,845	(0)	
1.3.063.01.080.04 - CM:AECOM.CS149OM-EPC JV CS-149 [3H]	4,380,849	4,380,849	0	0	4,380,849	(0)	
1.3.063.01.080.03 - CM:AECOM.CS149OM-EPC JV CS-149 [3H][PM]	1,095,212	1,095,212	0	0	1,095,212	(0)	
1.3.063.01.080.04 - CM:AECOM.CS149OM-EPC JV CS-149 [3i]	7,310,184	10,363,140	959,023	959,023	11,322,163	(4,011,979)	
1.3.063.01.080.03 - CM:AECOM.CS149OM-EPC JV CS-149 [3i][PM]	2,590,785	2,590,785	239,756	239,756	2,830,541	(239,756)	
1.3.063.01.080.04 - CM:AECOM.CS149OM-EPC JV CS-149 [3j]	7,000,000	0	0	0	0	7,000,000	
1.3.063.01.080.03 - CM:AECOM.CS149OM-EPC JV CS-149 [3j][PM]	2,000,000	0	0	0	0	2,000,000	
1.3.063.01.080.04 - CM:AECOM.CS149OM-EPC JV CS-149 [9B]	11,042	11,042	0	0	11,042	0	
1.3.063.01.080.04 - CM:AECOM.CS149OM-EPC JV CS-149 [9D]	515,694	515,694	0	0	515,694	(0)	
1.3.063.01.080.04 - CM:AECOM.CS149OM-EPC JV CS-149 [9E]	523,943	523,943	0	0	523,943	0	
1.3.063.01.080.04 - CM:AECOM.CS149OM-EPC JV CS-149 [9F]	461,196	461,196	0	0	461,196	0	
1.3.063.01.080.04 - CM:AECOM.CS149OM-EPC JV CS-149 [9G]	501,912	501,912	0	0	501,912	0	
1.3.063.01.080.04 - CM:AECOM.CS149OM-EPC JV CS-149 [9H]	1,219,093	1,219,093	0	0	1,219,093	(0)	
1.3.063.01.080.04 - CM:AECOM.CS149OM-EPC JV CS-149 [9i]	2,974,444	2,974,444	0	0	2,974,444	0	
1.3.063.01.080.04 - CM:AECOM.CS149OM-EPC JV CS-149 [9j]	3,000,000	0	0	0	0	3,000,000	
1.3.063.01.080.04 - FD:CM:EPC JV CS49-PM [123A]	5,579,945	5,579,945	0	0	5,579,945	0	
1.3.063.97.080.03 - AECOM.CS149 ALLOCAT CONTING	0	0	0	0	0	0	
64 - CN1300 JOB READINESS PROGRAM	1,060,000	956,145	0	0	956,145	103,855	61
1.3.064.06.040.08 - CN1300 JOB READINESS PROGRAM	1,060,000	956,145	0	0	956,145	103,855	
67 - HILL INTERNATIONAL CONTRACT 156	3,031,391	3,015,631	104,709	0	3,015,631	15,760	
1.3.067.01.080.03 - HILL.CS156:HILL INTL. CS-156 [1336]	920,426	920,426	0	0	920,426	0	
1.3.067.01.080.03 - HILL.CS156:HILL INTL. CS-156 [1337]	533,148	533,148	0	0	533,148	0	
1.3.067.01.080.03 - HILL.CS156:HILL INTL. [1330]	127,261	127,261	0	0	127,261	0	
1.3.067.01.080.03 - HILL INTERNATIONAL CS156 AWP 2016 [68CPT5441340.CPT5441340]	883,631	883,631	0	0	883,631	(0)	
1.3.067.01.080.03 - HILL INTERNATIONAL CS156 AWP 2017 [68CPT5441346.CPT5441346]	566,925	551,166	104,709	0	551,166	15,759	
69 - BAYLAND SOIL PROCESS CONTRACT 175	500,000	255,144	0	0	255,144	244,856	62
1.3.069.06.040.01 - BAYLAND.CS175:BAYLAND SOIL PROCESS [133K]	500,000	255,144	0	0	255,144	244,856	
71 - TUNNEL/UTILITIES - CONTRACT # CONTRACT 155-1	2,158,846	2,098,874	0	0	2,098,874	59,972	
1.3.071.01.080.04 - CM: CS155.1 DESIGN SUPPORT DURING CM [1232]	0	(87,201)	0	0	(87,201)	87,201	63

[A] Cost Account Description	[B] September 2019 Budget (YOE)	ACTUAL COSTS				[G] VARIANCE (B - F)	COST REPORT NOTES
		[C] PRIOR MONTH Total	[D] PRIOR MONTH Monthly	[E] CURRENT Monthly	[F] CURRENT Total		
1.3.071.02.080.04 - CM: CS155.1 DESIGN SUPPORT DURING CM [1332]	2,158,846	2,186,076	0	0	2,186,076	(27,230)	
72 - STATIONS - CONTRACT # CONTRACT 155-2	14,612,416	18,594,151	818,030	(660,753)	17,933,398	(3,320,982)	
1.3.072.01.080.04 - CM: CS155.2 DESIGN SUPPORT DURING CM [1233]	51,351	58,332	1,766	0	58,332	(6,981)	64
1.3.072.01.080.04 - CM: CS155.2 DESIGN SUPPORT DURING CM [1333]	14,561,065	18,535,819	816,263	(660,753)	17,875,066	(3,314,001)	
73 - SYSTEMS/INTEGRATION - CONTRACT 155-3	4,828,269	4,475,821	46,966	46,966	4,522,787	305,482	
1.3.073.01.080.04 - CM: CS155.3 DESIGN SUPPORT DURING CM [1236]	90,000	89,791	0	0	89,791	209	
1.3.073.01.080.04 - CM: CS155.3 DESIGN SUPPORT DURING CM [1334]	4,738,269	4,386,030	46,966	46,966	4,432,997	305,272	
81 - UTILITIES RELOCATION #1 (PORTAL & MOS) - CONTRACT 1250	11,968,150	11,968,150	0	0	11,968,150	0	
1.3.081.07.040.01 - UR1.CONTRACT 1250:SITWORK: DEMOLIT	167,458	167,458	0	0	167,458	0	
1.3.081.07.040.02 - UR1.CONTRACT 1250:SITWORK: UTILITI	10,099,341	10,099,341	0	0	10,099,341	0	
1.3.081.07.040.03 - UR1.CONTRACT 1250:SITWORK:HAZMAT	453,321	453,321	0	0	453,321	0	
1.3.081.07.040.08 - UR1.CONTRACT 1250:SITWORK:TEMPORAR	1,248,030	1,248,030	0	0	1,248,030	0	
82 - UTILITIES RELOCATION #2 (UMS) - CONTRACT 1251	20,669,081	20,669,081	0	0	20,669,081	(0)	65
1.3.082.08.040.01 - UR2.CONTRACT 1251:SITWORK: DEMOLIT	752,240	752,240	0	0	752,240	0	
1.3.082.08.040.02 - UR2.CONTRACT 1251:SITWORK:UTILITI	10,202,543	10,202,543	0	0	10,202,543	(0)	
1.3.082.08.040.03 - UR2.CONTRACT 1251:SITWORK:HAZMAT	172,712	172,712	0	0	172,712	0	
1.3.082.08.040.05 - UR2.CONTRACT 1251:SITWORK: STRUCTU	2,706,431	2,706,431	0	0	2,706,431	0	
1.3.082.08.040.06 - UR2.CONTRACT 1251:SITWORK:PEDESTRA	319,317	319,317	0	0	319,317	0	
1.3.082.08.040.07 - UR2.CONTRACT 1251:SITWORK:AUTO/BUS	190,362	190,362	0	0	190,362	0	
1.3.082.08.040.08 - UR2.CONTRACT 1251:SITWORK:TEMP FAC	6,325,476	6,325,476	0	0	6,325,476	0	
GUIDEWAY TUNNELS TOTAL	233,511,253	233,511,253	0	0	233,511,253	0	
83 - GUIDEWAY TUNNELS - CONTRACT # 1252 BASE	233,584,015	233,584,015	0	0	233,584,015	0	66
1.3.083.02.010.06 - CONTRACT 1252:GUIDEWAY:UNDERGRN'D CUT	60,446,425	60,446,425	0	0	60,446,425	0	
1.3.083.02.010.07 - CONTRACT 1252:GUIDEWAY:UNDERGROUND	105,423,090	105,423,090	0	0	105,423,090	0	
1.3.083.02.020.03 - CONTRACT 1252: STATIONS: UNDERGROUND	21,685,000	21,685,000	0	0	21,685,000	0	
1.3.083.02.040.01 - CONTRACT 1252:SITWORK:DEMO CLEARING	2,440,000	2,440,000	0	0	2,440,000	0	
1.3.083.02.040.02 - CONTRACT 1252:SITWORK:UTILITIES & RE	10,895,000	10,895,000	0	0	10,895,000	0	
1.3.083.02.040.03 - CONTRACT 1252:SITWORK:HAZMAT&MITIGAT	200,000	200,000	0	0	200,000	0	
1.3.083.02.040.04 - CONTRACT 1252:SITWORK:ENVIRON. MITIG	300,000	300,000	0	0	300,000	0	
1.3.083.02.040.06 - CONTRACT 1252:SITWORK:PED/BIKE ACCES	50,000	50,000	0	0	50,000	0	
1.3.083.02.040.07 - CONTRACT 1252:SITWORK:AUTO/BUS ACCES	1,345,000	1,345,000	0	0	1,345,000	0	
1.3.083.02.040.08 - CONTRACT 1252:SITWORK:TEMP FACILITIE	30,799,500	30,799,500	0	0	30,799,500	0	
83 - GUIDEWAY TUNNELS - CONTRACT # 1252 CMODs	(72,762)	(72,762)	0	0	(72,762)	0	67
1.3.083.83.010.06 - CONTRACT 1252: CONTRACT MOD	112,251	112,251	0	0	112,251	0	
1.3.083.83.010.07 - CONTRACT 1252: CONTRACT MOD	1,810,094	1,810,094	0	0	1,810,094	0	
1.3.083.83.020.03 - CONTRACT 1252: CONTRACT MOD	1,004,156	1,004,156	0	0	1,004,156	0	
1.3.083.83.040.02 - CONTRACT 1252: CONTRACT MOD	1,035,588	1,035,588	0	0	1,035,588	(0)	
1.3.083.83.040.03 - CONTRACT 1252: CONTRACT MOD	453,475	453,475	0	0	453,475	0	
1.3.083.83.040.08 - CONTRACT 1252: CONTRACT MOD	(4,488,326)	(4,488,326)	0	0	-4,488,326	0	
1.3.083.93.010.07 - CONTRACT 1252: TUNNEL ALLOC CONTING	0	0	0	0	0	0	68
CONTRACT 1300 - STATIONS, TRACKWORK AND SYSTEMS TOTAL	861,639,691	735,065,802	8,011,279	42,090,128	777,155,930	84,483,761	69
84 - UNION SQUARE/MARKET STREET STATION (UMS) - WORK PACKAGE 1253	294,030,590	268,367,775	1,358,498	3,064,531	271,432,306	22,598,284	21
1.3.084.03.020.03 - UMS.1253: UNDERGROUD STATION	253,081,452	233,003,214	1,216,975	2,293,432	235,296,646	17,784,806	
1.3.084.03.020.07 - UMS.1253: ELEVATORS ESCALATOR	9,465,694	7,223,017	147,804	735,207	7,958,224	1,507,470	
1.3.084.03.040.01 - UMS.1253: DEMOLITION CLEARING	6,071,588	6,071,588	0	0	6,071,588	0	

[A] Cost Account Description	ACTUAL COSTS						[G] VARIANCE (B - F)	COST REPORT NOTES
	[B] September 2019 Budget (YOE)	[C] PRIOR MONTH Total	[D] PRIOR MONTH Monthly	[E] CURRENT Monthly	[F] CURRENT Total			
1.3.084.03.040.02 - UMS.1253: SITE UTILITIES UTIL	4,360,395	3,913,988	0	0	3,913,988	446,407		
1.3.084.03.040.03 - UMS.1253: HAZARDOUS MATERIALS	550,000	418,318	(38,031)	0	418,318	131,682		
1.3.084.03.040.04 - UMS.1253: ENVIRONMENTAL MITIGA	244,500	244,500	0	0	244,500	0		
1.3.084.03.040.06 - UMS.1253: PEDESTRIAN/BIKE	18,969	16,501	0	0	16,501	2,468		
1.3.084.03.040.07 - UMS.1253: AUTOMOBILE BUS ACCE	1,158,410	1,048,634	0	0	1,048,634	109,776		
1.3.084.03.040.08 - UMS.1253: TEMPORARY FACILITIES	11,139,701	10,494,589	0	0	10,494,589	645,112		
1.3.084.03.050.02 - UMS.1253: TRAFFIC SIGNALS AND	4,773,076	4,773,076	0	0	4,773,076	0		
1.3.084.03.050.03 - UMS.1253: TRACTION POWER SUPPL	1,815,534	799,784	31,250	14,250	814,034	1,001,500		
1.3.084.03.050.04 - UMS.1253: TRACTION POWER DISTR	216,957	67,178	0	0	67,178	149,779		
1.3.084.03.050.05 - UMS.1253: COMMUNICATIONS	1,134,314	293,388	500	21,642	315,030	819,284		
84 - UNION SQUARE/MARKET STREET STATION (UMS) CMODs	7,744,337	6,965,241	221,766	(150,000)	6,815,241	929,096		
1.3.084.84.020.03 - CMOD:UMS.1253: UNDERGROUD STATION	1,832,330	1,809,040	0	0	1,809,040	23,290		
1.3.084.84.020.07 - CMOD:UMS.1253: ELEVATORS, ESCALATORS	490,000	490,000	0	(150,000)	340,000	150,000		
1.3.084.84.040.01 - CMOD:UMS.1253: DEMOLITION CLEARING	944,987	944,987	0	0	944,987	0		
1.3.084.84.040.02 - CMOD:UMS.1253: SITE UTILITIES UTIL	3,270,038	2,514,233	0	0	2,514,233	755,805		
1.3.084.84.040.03 - CMOD:UMS.1253: HAZARDOUS MATERIALS	349,730	349,730	221,766	0	349,730	0		
1.3.084.84.040.08 - CMOD:UMS.1253: TEMPORARY FACILITIES	809,103	809,102	0	0	809,102	1		
1.3.084.84.050.05 - CMOD:UMS.1253: COMMUNICATIONS	48,149	48,149	0	0	48,149	0		
1.3.084.94.020.03 - UMS.1253: AC: ALLOC CONTING	12,255,663	0	0	0	0	12,255,663	41	
85 - CHINATOWN STATION (CTS) - WORK PACKAGE 1254	247,567,810	210,600,095	2,556,213	5,280,429	215,880,524	31,687,286		
1.3.085.04.010.07 - CTS.1254: GUIDEWAY: UNDERGROUND TUNNEL	76,417,579	76,417,579	0	0	76,417,579	0		
1.3.085.04.020.03 - CTS.1254: UNDERGROUND STATION	133,001,053	103,212,910	2,299,976	3,723,591	106,936,501	26,064,552		
1.3.085.04.020.07 - CTS.1254: ELEVATORS ESCALATOR	6,812,856	2,974,255	145,000	1,436,144	4,410,399	2,402,457		
1.3.085.04.040.01 - CTS.1254: DEMOLITION CLEARING	400,000	400,000	0	0	400,000	0		
1.3.085.04.040.02 - CTS.1254: SITE UTILITIES UTIL	6,001,718	5,184,088	82,754	41,377	5,225,465	776,253		
1.3.085.04.040.03 - CTS.1254: HAZARDOUS MATERIALS	350,000	239,354	(51,644)	0	239,354	110,646		
1.3.085.04.040.04 - CTS.1254: ENVIRONMENTAL MITIGA	325,665	298,574	0	0	298,574	27,091		
1.3.085.04.040.06 - CTS.1254: PEDESTRIAN/BIKE	15,000	0	0	0	0	15,000		
1.3.085.04.040.07 - CTS.1254: AUTOMOBILE BUS ACCE	225,677	50,877	21,377	42,754	93,631	132,046		
1.3.085.04.040.08 - CTS.1254: TEMPORARY FACILITIES	16,571,322	16,561,477	0	(287)	16,561,190	10,132		
1.3.085.04.050.02 - CTS.1254: TRAFFIC SIGNALS AND	1,599,593	1,554,705	36,250	1,800	1,556,505	43,088		
1.3.085.04.050.03 - CTS.1254: TRACTION POWER SUPPL	4,063,927	3,152,327	22,500	22,500	3,174,827	889,100		
1.3.085.04.050.04 - CTS.1254: TRACTION POWER DISTRIBUTION	124,481	81,940	0	12,550	94,490	29,991		
1.3.085.04.050.05 - CTS.1254: COMMUNICATIONS	1,658,938	472,008	0	0	472,008	1,186,930		
85 - CHINATOWN STATION (CTS) CMODs	42,839,633	11,017,535	0	31,240,000	42,257,535	582,099	71	
1.3.085.85.020.03 - CMOD:CTS.1254: UNDERGROUND STATION	1,201,478	1,126,478	0	0	1,126,478	75,000		
1.3.085.85.040.01 - CMOD:CTS.1254: POWER POLE	155,956	148,212	0	0	148,212	7,744		
1.3.085.85.040.02 - CMOD:CTS.1254: SITE UTILITIES UTIL	4,022,598	3,996,251	0	0	3,996,251	26,347		
1.3.085.85.040.03 - CMOD:CTS.1254: HAZARDOUS MATERIALS	3,895,399	3,895,396	0	0	3,895,396	3		
1.3.085.85.040.08 - CMOD:CTS.1254: TEMPORARY FACILITIES	33,564,202	1,851,198	0	31,240,000	33,091,198	473,004		
1.3.085.95.020.03 - CTS.1254: AC: ALLOC CONTING	(32,839,633)	0	0	0	0	(32,839,633)	72	
86 - YERBA BUENA MOSCONE STATION (YBM) - WORK PACKAGE 1255	158,089,000	142,780,875	943,065	1,598,459	144,379,334	13,709,666		
1.3.086.05.020.03 - YBM.1255: UNDERGROUND STATION	118,405,840	108,034,990	569,802	1,383,147	109,418,137	8,987,703		
1.3.086.05.020.07 - YBM.1255: ELEVATORS ESCALATOR	5,333,287	4,334,027	298,537	0	4,334,027	999,260		
1.3.086.05.040.01 - YBM.1255: DEMOLITION CLEARING	657,000	657,000	0	0	657,000	0		

[A] Cost Account Description	[B] September 2019 Budget (YOE)	ACTUAL COSTS				[G] VARIANCE (B - F)	COST REPORT NOTES
		[C] PRIOR MONTH Total	[D] PRIOR MONTH Monthly	[E] CURRENT Monthly	[F] CURRENT Total		
1.3.086.05.040.02 - YBM.1255: SITE UTILITIES UTIL	7,163,278	7,154,151	0	4,000	7,158,151	5,127	73
1.3.086.05.040.03 - YBM.1255: HAZARDOUS MATERIALS	2,629,439	2,579,167	34,614	28,030	2,607,197	22,242	
1.3.086.05.040.04 - YBM.1255: ENVIRONMENTAL MITIGA	100,000	77,323	0	22,677	100,000	0	
1.3.086.05.040.06 - YBM.1255: PEDESTRIAN/BIKE	16,665	1	0	0	1	16,664	
1.3.086.05.040.07 - YBM.1255: AUTOMOBILE BUS ACCE	1,542,725	1,480,613	0	12,418	1,493,031	49,694	
1.3.086.05.040.08 - YBM.1255: TEMPORARY FACILITIES	15,564,753	13,133,415	21,362	80,232	13,213,647	2,351,106	
1.3.086.05.050.02 - YBM.1255: TRAFFIC SIGNALS AND	1,726,492	1,723,992	0	0	1,723,992	2,500	
1.3.086.05.050.03 - YBM.1255: TRACTION POWER SUPPL	3,708,425	2,726,724	18,750	0	2,726,724	981,701	
1.3.086.05.050.05 - YBM.1255: COMMUNICATIONS	1,241,096	879,472	0	67,955	947,427	293,669	
86 - YERBA BUENA MOSCONE STATION (YBM) CMODs	3,241,425	2,439,497	434,573	75,293	2,514,790	726,635	
1.3.086.86.020.03 - CMOD:YBM.1255: UNDERGROUND STATION	(1,182,064)	(1,324,968)	0	0	(1,324,968)	142,904	73
1.3.086.86.020.07 - CMOD:YBM.1255: ELEVATORS ESCALATOR	210,055	168,396	0	0	168,396	41,659	
1.3.086.86.040.01 - CMOD:YBM.1255: DEMOLITION CLEARING	266,386	259,386	0	0	259,386	7,000	
1.3.086.86.040.02 - CMOD:YBM.1255: SITE UTILITIES UTIL	3,570,282	2,985,041	434,573	75,293	3,060,334	509,948	
1.3.086.86.040.03 - CMOD:YBM.1255: HAZARDOUS MATERIALS	150,828	150,828	0	0	150,828	0	
1.3.086.86.040.04 - CMOD:YBM.1255: ENVIRONMENTAL MITIGA	102,734	102,734	0	0	102,734	0	
1.3.086.86.040.06 - CMOD:YBM.1255: PEDESTRIAN/BIKE	35,489	10,365	0	0	10,365	25,124	
1.3.086.86.040.08 - CMOD:YBM.1255: TEMPORARY FACILITIES	87,715	87,715	0	0	87,715	0	
1.3.086.96.020.03 - YBM.1255: AC: ALLOC CONTING	1,758,576	0	0	0	0	1,758,576	
87 - SURFACE TRACKWORK AND SYSTEMS -WORK PACKAGE 1256	139,989,000	90,064,002	2,497,164	981,416	91,045,418	48,943,582	
1.3.087.09.010.02 - STS.1256: GUIDEWAY: AT-GRADE SEMI-EXCLUSIVE (ALLOWS CROSS	2,860,000	2,703,750	35,500	16,250	2,720,000	140,000	73
1.3.087.09.010.06 - STS.1256: GUIDEWAY: UNDERGROUND CUT & CVR	9,257,731	5,894,676	690,428	201,180	6,095,856	3,161,875	
1.3.087.09.010.07 - STS.1256: GUIDEWAY: UNDERGROUN	16,723,552	14,798,198	801,654	156,058	14,954,256	1,769,296	
1.3.087.09.010.09 - STS.1256: TRACK DIRECT FIXATION	6,761,089	6,644,158	151,500	15,000	6,659,158	101,932	
1.3.087.09.010.12 - STS.1256: TRACK: SPECIAL	4,449,637	4,449,637	0	0	4,449,637	0	
1.3.087.09.020.01 - STS.1256: AT-GRADE STATION	7,602,857	4,402,422	427,949	183,541	4,585,963	3,016,894	
1.3.087.09.040.02 - STS.1256: SITE UTILITIES, UTILITY RELOCA	17,464,046	14,655,379	0	0	14,655,379	2,808,667	
1.3.087.09.040.03 - STS.1256: HAZARDOUS MATERIALS	200,000	163,004	0	36,852	199,856	144	
1.3.087.09.040.04 - STS.1256: ENVIRONMENTAL MITIGATION	50,000	49,000	0	0	49,000	1,000	
1.3.087.09.040.07 - STS.1256: AUTOMOBILE BUS ACCE	2,116,925	2,031,924	0	0	2,031,924	85,001	
1.3.087.09.040.08 - STS.1256: TEMPORARY FACILITIES	13,896,832	11,963,454	10,000	0	11,963,454	1,933,377	
1.3.087.09.050.01 - STS.1256: TRAIN CONTROL AND SIGNALS	27,543,451	7,575,753	0	0	7,575,753	19,967,698	
1.3.087.09.050.02 - STS.1256: TRAFFIC SIGNALS AND	4,463,368	3,689,127	22,460	0	3,689,127	774,241	
1.3.087.09.050.03 - STS.1256: TRACTION POWER SUPPL	9,889,014	6,420,586	133,274	181,796	6,602,382	3,286,632	
1.3.087.09.050.04 - STS.1256: TRACTION POWER DISTRIBUTION	6,099,675	2,084,835	46,502	51,577	2,136,412	3,963,263	
1.3.087.09.050.05 - STS.1256: COMMUNICATIONS	7,996,237	1,677,718	167,397	139,162	1,816,880	6,179,357	
1.3.087.09.050.07 - STS.1256: CENTRAL CONTROL	2,614,586	860,381	10,500	0	860,381	1,754,205	
87 - SURFACE TRACKWORK AND SYSTEMS (STS) CMODs	(14,581,253)	2,830,782	0	0	2,830,782	(17,412,035)	
1.3.087.89.040.02 - CMOD:STS.1256: SITE UTILITIES, UTILITY RELOCA	1,482,322	1,328,566	0	0	1,328,566	153,756	75
1.3.087.89.040.03 - CMOD:STS.1256: HAZARDOUS MATERIALS	18,221	18,219	0	0	18,219	2	
1.3.087.89.040.08 - CMOD:STS.1256: TEMPORARY FACILITIES	1,053,547	864,997	0	0	864,997	188,550	
1.3.087.89.050.01 - CMOD:STS.1256: TRAIN CONTROL	(17,776,769)	0	0	0	0	(17,776,769)	
1.3.087.89.050.02 - CMOD:STS.1256: TRAFFIC SIGNALS AND	242,427	220,000	0	0	220,000	22,427	
1.3.087.99.020.01 - STS.1256: AC: ALLOC CONTING	1,544,543	0	0	0	0	1,544,543	
88 - STATIONS CONTRACT 1300	2,435,063	829,263	395,979	8,651	837,914	1,597,149	

[A] Cost Account Description	[B] September 2019 Budget (YOE)	ACTUAL COSTS				[G] VARIANCE (B - F)	COST REPORT NOTES
		[C] PRIOR MONTH Total	[D] PRIOR MONTH Monthly	[E] CURRENT Monthly	[F] CURRENT Total		
1.3.088.06.080.04 - CN1300 CONSTRUCTION TRAILER [68CPT5441316.CPT5441316]	80,000	0	0	0	0	80,000	
1.3.088.06.080.04 - DT-CN1300 COMMUNICATIONS INSTALL [68CPT5441317.CPT5441317]	1,430,594	354,818	11,040	0	354,818	1,075,776	
1.3.088.06.080.04 - MTA Communications - Business Liaison to support CN1300 CON[68CPT5441319]	420,000	109,035	19,529	8,651	117,686	302,314	
1.3.088.06.080.04 - IT-CN1300 Installation [68CPT5441319.CPT5441319]	448,371	365,410	365,410	0	365,410	82,961	
1.3.088.06.080.04 - CN1300 Installation Maintenance [68CPT5441320.CPT5441320]	25,000	0	0	0	0	25,000	
1.3.088.06.080.04 - DT Support - Stations [68CPT544135.CPT5441325]	31,098	0	0	0	0	31,098	
141 - CONSTRUCTION ADMINISTRATION	0	0	0	0	0	0	
1.3.141.97.080.04 - CONSTR.ADMIN:ALLOC CONTING	0	0	0	0	0	0	75a
142 - LEGAL/PERMITS	2,014,204	0	0	0	0	2,014,204	
1.3.142.01.080.06 - LGL.PRMTSF:LEGAL; PERMITS	2,014,204	0	0	0	0	2,014,204	
144 - STARTUP	8,300,329	0	0	0	0	8,300,329	
1.3.144.01.080.08 - STRT: STARTUP (SFMTA Transit)	6,941,907	0	0	0	0	6,941,907	
1.3.144.97.080.08 - STRTA: AC STARTUP ALLOC CONTIN	1,358,422	0	0	0	0	1,358,422	
151 - TEMPORARY LICENSE AGREEMENT	17,000	0	0	0	0	17,000	
1.3.151.01.080.06 - TEMP.LICPORARY LICENSE AGREEME	17,000	0	0	0	0	17,000	
170 - COMMUNICATIONS CONNECTIONS	10,599,579	32,098	32,098	0	32,098	10,567,482	
1.3.170.01.050.04 - COMM.CONNN:COMMUNICATION CONN	5,757,629	0	0	0	0	5,757,629	
1.3.170.01.050.05 - CSP Radio Design	641,950	32,098	32,098	0	32,098	609,853	
1.3.170.01.050.05 - CSP Radio Cable	377,788	0	0	0	0	377,788	
1.3.170.01.050.05 - CSP Radio Procurement	3,822,212	0	0	0	0	3,822,212	
181 - AON RISK INSURANCE CS 163	25,119,436	25,119,206	0	0	25,119,206	230	
1.3.181.01.040.08 - AON.CS163 AON RISK INS.	25,094,436	25,094,206	0	0	25,094,206	230	
1.3.181.01.080.03 - AON.CS171 AON RISK INS. STUDY	25,000	25,000	0	0	25,000	0	
191 - FARE COLLECTION CONTRACTOR	5,400,000	152,852	0	0	152,852	5,247,148	
1.3.191.01.050.06 - FARE.CONSU:FARE COLLECTION	5,400,000	152,852	0	0	152,852	5,247,148	
192 - THALES T&S CENTRAL CONTROL	18,524,681	50,000	0	0	50,000	18,474,681	
1.3.192.01.050.01 - THALES T&S ATCS	487,972	50,000	0	0	50,000	437,972	
1.3.192.01.050.01 - CN1266-2 Advanced Train Control System (ATCS) - Implementation	14,611,285	0	0	0	0	14,611,285	
1.3.192.01.050.01 - CN1266-1 Advanced Train Control System (ATCS) - Equipment	3,425,424	0	0	0	0	3,425,424	
202 - JOC2-022.0	63,938	0	0	0	0	63,938	
1.3.202.01.040.02 - JOC2-022:15&22 POTHOLING UTIL1 LGHT FNDS	63,938	0	0	0	0	63,938	
203 - JOC2-029.0	53,317	0	0	0	0	53,317	
1.3.203.07.040.02 - JOC0292-029: RELOCATE VAULTS-S	53,317	0	0	0	0	53,317	
302 - PG&E	1,988,173	3,759,086	(104,709)	0	3,759,086	(1,770,913)	
1.3.302.03.050.03 - PGE PERMANENT POWER UMS	(2,350,000)	0	0	0	0	(2,350,000)	
1.3.302.03.050.03 - PGE POWER FEED UMS	2,959,826	1,294,573	0	0	1,294,573	1,665,253	
1.3.302.04.050.03 - PGE PERMANENT POWER CTS	(2,350,000)	0	0	0	0	(2,350,000)	
1.3.302.04.050.03 - PGE POWER FEED CTS	2,959,826	0	0	0	0	2,959,826	
1.3.302.05.050.03 - PGE PERMANENT POWER YBM	(2,368,540)	0	0	0	0	(2,368,540)	
1.3.302.05.050.03 - PGE POWER FEED YBM	3,125,222	2,464,513	(104,709)	0	2,464,513	660,709	
1.3.302.09.050.03 - PGE POWER FEED STS	11,839	0	0	0	0	11,839	
331 - BAY AREA RAPID TRANSIT (BART)	951,356	471,063	0	0	471,063	480,293	
1.3.331.01.080.04 - CM:SFMTA LABOR-ENG SVCS-IRP/BART/SF	50,000	33,152	0	0	33,152	16,848	

[A] Cost Account Description	[B] September 2019 Budget (YOE)	ACTUAL COSTS				[G] VARIANCE (B - F)	COST REPORT NOTES
		[C] PRIOR MONTH Total	[D] PRIOR MONTH Monthly	[E] CURRENT Monthly	[F] CURRENT Total		
1.3.331.01.080.06 - CM: BAY AREA RAPID TRANSIT (BART) [122A]	901,356	437,911	0	0	437,911	463,445	
333 - AMERICAN PUBLIC TRANSP. ASSOCIATION (APTA) CS-APTA	146,500	62,112	0	0	62,112	84,388	
1.3.333.01.080.03 - APTA:APTA - IRP [2G]	46,500	31,054	0	0	31,054	15,446	
1.3.333.01.080.03 - APTA:APTA - IRP [2C]	100,000	31,058	0	0	31,058	68,942	
334 - BART FARE COLLECTION SYSTEM	700,000	475,136	0	0	475,136	224,864	
1.3.334.01.050.06 - BART:BART FARE COLLECTION EQP	700,000	475,136	0	0	475,136	224,864	
401 - ECONOMIC AND WORKFORCE DEVELOPMENT (EWD)	17,600	17,600	0	0	17,600	0	
1.3.401.01.080.04 - EWD: MAYORS OFFICE ECON DEV	17,600	17,600	0	0	17,600	0	
402 - DEPARTMENT OF TECHNOLOGY	242,371	250,534	0	0	250,534	(8,163)	
1.3.402.07.050.04 - DT:1UTL:COMM. CONNECTIONS	166,756	179,179	0	0	179,179	(12,423)	
1.3.402.08.050.04 - DT:2UTL:COMM.CONNECTIONS	75,615	71,354	0	0	71,354	4,261	
404 - DEPARTMENT OF BUILDING INSPECTION (DBI)	1,204,081	1,204,081	0	0	1,204,081	0	
1.3.404.01.080.06 - DPT OF BUILDING INSPECTION	1,204,081	1,204,081	0	0	1,204,081	0	
491 - FORM B - REIMBURSEMENT	(12,227,954)	0	0	0	0	(12,227,954)	
1.3.491.02.040.02 - FORMB - CONTRACT 1252 UTILITY REIMBUR	(254,050)	0	0	0	0	(254,050)	76
1.3.491.03.040.02 - FORMB - UMS:CONTRACT 1300 UTILITY REIMBURSEMENT	(528,370)	0	0	0	0	(528,370)	77
1.3.491.04.040.02 - FORMB - CTS:CONTRACT 1300 UTILITY REIMBURSEMENT	(451,703)	0	0	0	0	(451,703)	78
1.3.491.05.040.02 - FORMB - YBM:CONTRACT 1300 UTILITY REIMBURSEMENT	(100,000)	0	0	0	0	(100,000)	79
1.3.491.06.040.02 - FORMB - CONTRACT 1300 UTILITY REIMBUR	0	0	0	0	0	0	80
1.3.491.07.040.02 - FORMB - CONTRACT 1250 UTILITY REIMBUR	(2,275,419)	0	0	0	0	(2,275,419)	81
1.3.491.08.040.02 - FORMB - CONTRACT 1251 UTILITY REIMBUR	(7,618,412)	0	0	0	0	(7,618,412)	82
1.3.491.09.040.02 - FORMB - STS:CONTRACT 1300 UTILITY REIMBURSEMENT	(1,000,000)	0	0	0	0	(1,000,000)	83
TOTAL CONSTRUCTION PHASE	1,360,858,864	1,182,395,684	10,989,842	42,935,039	1,225,330,723	134,543,435	
1.4.091.01.070.01 - LRVS: LIGHT RAIL VEHICLES RFP [34B]	1,324,123	1,319,773	0	0	1,319,773	4,350	
1.4.091.01.070.01 - LRVS: LIGHT RAIL VEHICLES PROJECT MGT [68E]	828,009	828,009	0	0	828,009	0	
1.4.091.01.070.01 - LRVS: LRV PROCUREMENT ODC	25,000	0	0	0	0	25,000	
1.4.091.01.070.01 - LRVS: LRV PROCUREMENT	14,622,868	9,781,465	0	0	9,781,465	4,841,403	
1.4.091.97.070.01 - LRVA:AC: VEHICLES ALLOC CONTI	0	0	0	0	0	0	26
TOTAL VEHICLES	16,800,000	11,929,247	0	0	11,929,247	4,870,753	
1.5.015.01.060.01 - RE: EASEMENT ACQUISIT	400,000	322,939	0	0	322,939	77,061	
1.5.015.01.060.01 - RE: REAL EST SITE ACQ	15,955,138	14,224,616	0	0	14,224,616	1,730,522	
1.5.015.01.060.01 - RE: REAL ESTATE	766,272	766,272	0	0	766,272	0	
1.5.015.01.060.01 - RE: REC & PARK MOU	6,987,624	6,987,624	0	0	6,987,624	0	
1.5.015.01.060.01 - RE:-DEPT OF TRANSPOR	2,686,000	2,686,000	0	0	2,686,000	0	
1.5.015.01.060.01 - RE:-LICENSES FEES	400,000	381,311	0	0	381,311	18,689	
1.5.023.01.060.01 - ATTY:REAL ES	2,764,872	2,764,872	0	0	2,764,872	0	
1.5.101.01.060.02 - RES.RELO: RELOCATION COST	1,275,200	1,289,701	0	0	1,289,701	(14,501)	
1.5.102.01.060.02 - COMM.RELO-RELOC COMMERCIAL	905,311	1,119,729	0	0	1,119,729	(214,418)	
TOTAL ROW, LAND, EXISTING IMPROVEMENTS	32,140,418	30,543,065	0	0	30,543,065	1,597,353	
90 - CONTINGENCY	24,195,114	0	0	0	0	24,195,114	
1.7.500.91.090.00 - UNALLOCATED CONTINGENCY	6,882,669					6,882,669	84
TOTAL ALLOCATED CONTINGENCY	17,312,445					17,312,445	

[A] Cost Account Description	ACTUAL COSTS					[G] VARIANCE (B - F)	COST REPORT NOTES
	[B] September 2019 Budget (YOE)	[C] PRIOR MONTH Total	[D] PRIOR MONTH Monthly	[E] CURRENT Monthly	[F] CURRENT Total		
TOTAL PROJECT COST	1,578,300,000	1,385,361,008	10,989,842	42,935,039	1,428,296,047	149,019,245	

7.1 Program Project Budget	
1	The Central Subway Project (CSP) (SFMTA Capital Program CPT 544) is defined in the FTA-SFMTA October 2012 Full Funding Grant Agreement with a budget of \$1.578 billion.
2	The TBM Retrieval Shaft Relocation (SFMTA Capital Program CPT 690) is one of four capital projects that is related to CSP. These projects are reported for background information as needed outside of the main body of the Project Monthly Progress Report.
3	The Chinatown Plaza (CPT 718) is for Chinatown Station enhancement capital project. The project has funding outside of the Central Subway Project. The construction is carried out in Contract 1300 Contract Modifications.
4	CPT 665 is a Real Estate project to relocation in compliance with California regulations for business relocations but outside of the Central Subway Project as defined by the FTA FFGA.
5	CPT 705 is an SFMTA capital improvement between the Agency and community stakeholders outside of the Central Subway Project.
6	Utility company reimbursements (Form B) result in funds received for work carried out on behalf of utilities concurrent to CSP work to achieve efficiencies.
7	PG&E Power Feed reimbursement funds are the refunds from PG&E when completion of Stations construction and switch to permanent power.
8	BART Elevator funds are reimbursements for work carried out on behalf of BART to install BART Powell Street Station elevator.
9	The Tutor Perini - CAD Files funds are the result of payments by the contractor for project documentation not included in the contract.
10	SFPUC Sewer Main funds are reimbursements for work carried out on behalf of San Francisco PUC (includes 10% construction contingency).
11	Traffic Effectiveness Project funded Contract Modification #40 for Culvert, Street & Sidewalk Restoration in North Beach are reimbursements for work carried out in Contract 1252 on behalf of SFMTA SSD.
12	SFPUC 24" Water Main funds are reimbursements for work carried out in Contract 1252 Contract Modification #41 on behalf of San Francisco PUC (includes construction management cost).
13	SFPUC North Beach 24" Water Main Additional Work funds are reimbursements for work carried out in Contract 1252 Contract Modification #48 on behalf of San Francisco PUC (includes construction management cost).
14	CN1300 Contract Modification #6 is funded by Chinatown Plaza (CPT 718) project.
15	Traffic Effectiveness Project funded Contract Modification #51 for support for North Beach Restoration, OCS and Streetlighting which are reimbursements for work carried out in Contract 1252.
16	Public Works' funds are for reimbursements for work carried out on behalf of Public Works MOU for Water Line above YBM Station.
17	SFWD funded Contract Modification #60 for 8' water line at the intersection of Fourth and Jessie Street which are reimbursements for work carried out in Contract 1252.

7.4 Contingency Management Trend Report	
18	In Oct 2014 Report, updated Contract 1250 contract cost to segregate contract amount and contract modification amount. Note that September 2013 Supplemental Authorized Contingency "column f" did not include completed contract.
19	In Oct 2014 Report, updated Contract 1251 contract cost to segregate contract amount and contract modification amount. Note that September 2013 Supplemental Authorized Contingency "column f" did not include completed contract.
20	Contract 1252 Original Contract Value "column a" and Original Contingency "column f" did not match September 2013 Supplemental due to Supplemental were used the revised value to reflect Contract Modifications #3-#18. Reduced Contract 1252 contingency to reflect CMod #20 for retrieval shaft relocation cost \$5.15M funded by CPT690, CMod #40 for Culvert, Street & Sidewalk Restoration cost \$694,651 funded by Traffic Effectiveness Project (TEP), and CMod #41 for install 24" Water Main in North Beach cost \$328,860 funded by SFPUC. In August 2015 report, release \$15M CN1252 Tunnel assigned contingency to program unallocated contingency. In March 2106 report, reduced Contract 1252 contingency by \$377,435 cost to reflect certification of five CMODS. CMod#49, #52 and #53 total \$221,967 are funded by CPS. CMod#51 Support for North Beach Restoration, OCS and Streetlighting cost of \$155,468 is being funded by TEP. Released \$155,468 CN1252 allocated contingency to program's unallocated contingency. In May 2016 report, reduced Contract 1252 contingency by \$185,913 cost to reflect certification of two CMODS. In July 2016 report, increased Contract 1252 contingency by \$15,259 cost to reflect certification of one CMOD. In October 2016 report, increased Contract 1252 contingency by \$319,658 to reflect certification of three credit CMODs. In March 2018 report, increased Contract 1252 contingency by \$131,715 cost to reflect certification of two CMODS.
21	BART Elevator scope and SFPUC Sewer Main scope is in Contract 1300; effort will be funded by BART. In January 2015 Report, corrected Station Contract value to match awarded amount. In March 2019, \$18,036,709 was taken out of original contract of \$879,676,400 due to ATCS no longer being done by Tutor hence new revised budget of \$861,639,691. In August 2019, used new methodology to report on the potential changes to our contract cost. See backup via SCC codes. The budget number in cell m14 has also been updated to reflect the true cost.
22	In March 2016 Report, lowered Contract 1300 Stations CTS contingency by \$75,000 because Contract Modification #6 was funded by Project CPT718. In Nov 2016 report, reversed moving contingency.
23	In December 2017 Report, \$1,060,000 Job Readiness Budget is shown as an approved change in Column "b". In March 2019 report, \$18,036,709 taken out of Tutor contract (STS package) and put into unallocated contingency. We then used the same amount from unallocated contingency, \$18,036,709 and moved to its own line for the ATCS (advanced train control system) contract. As of March 2019, Tutor has not given us credit for the \$18,036,709 that is still sitting on the STS AL-14 bid item. That bid item should not be \$25M but instead be \$7,054,078 to reflect amount we have previously paid out. We will continue to monitor the STS-AL bid item to make sure Tutor corrects the amount. In August 2019, we are showing the \$4,841,950 from unallocated program contingency being moved to SCC 50 Systems category.
24	In December 2017 Report, there is a change in Column "f" and Column "h" to reflect reporting to include CN1250 and CN1251. Prior to this, Column "f" and Column "h" reporting excluded CN1250 and CN1251.

Connecting people. Connecting communities.

25	In April 2015 report, real estate budget stated in RAMP Rev5 is \$36.7M, including \$1M contingency. The cost workbook ROW & contingency budget reflects this with \$36,511,799 and \$1,000,000 respectively. Revised cost book ROW budget & contingency to be \$37,511,799. The \$4,265,478 Caltrans lease savings is allocated to ROW allocated contingency. In February 2017, released \$5,265,478 from completed phase Real Estate assigned contingency to program unallocated contingency.
26	In Dec 2014 Report, redistributed LRV budget to reflect recent firm bid cost per vehicle (\$3,327,250/unit) from vehicle procurement contract award. (SFMTA Board meeting 15JUL14, calendar item #11). Vehicle line item total budget remains unchanged, redistributed fund by reducing base amount to \$13,309,000, column "c" and increased allocated contingency column "h", by same amount. In Dec 2018 Report, increased LRV budget by \$3,491,000 to reflect final costs of vehicles (\$4,200,000/unit) for vehicle procurement contract to \$16,800,000. Reduced LRV contract and transferred the \$9,585,653 from LRV contingency to unprogrammed contingency.
26a	In July 2018 Report, increased SCC 80 Professional Services category budget by \$2,263,498 due to additional costs related to CN1300 stations; cost was transferred from program unallocated contingency. In August 2019 report, we are realigned and adjusted the allocated contingency for Professional Services and moved to approved changes column.
27	In Oct 2014 Report, made two corrections: i) revised Professional Services, Original Contract Value "column a" from \$310,518,041 to \$310,618,041, ii) revised Original Cogency. "column f" unallocated contingency from \$3,883,481 to \$3,845,945. In April 2015 report, used \$500K program contingency for CS-175 Bayland Soil Process contract. In August 2015 Report, added \$15M from Contract 1252. In March 2016 Report, the \$155,468 costs funded by other project offset credits added to program's unallocated contingency. In August 2016 Report, used \$15M to UMS contingency and \$5M to CTS contingency. In February 2017, increased \$5,265,478 from real estate contingency to program unallocated contingency and used \$1M for CN1300 Job Readiness Program contract. In July 2018 report, used \$2,263,498 to increase SCC 80 Professional Services category regarding matters related to stations from program unallocated contingency. In August 2019 report, used \$4,841,950 to increased SCC 50 Systems category regarding matters related to CSP Radio from program unallocated contingency.
28	The total Central Subway Project budget of \$1.578 billion, based on the October 2012 FFGA with the FTA, is the primary MPR report reference.
29	Estimate at Completion is shown at Column "e".
30	Estimate at Completion vs. Budget variance is shown at Column "k".
7.5 Contract Modification/Trend Log - Contract 1300 Stations	
31	Reported all trend cost for Contractor Change Order Requests and Proposed Contract Change and applied probability to forecasted trends. In April 2016 Report, reviewed probability formula and adjusted cost. In May 2017, updated probability formula and adjusted cost.
7.6 Budget Revisions: Report Sorted by Construction Packages	

Connecting people. Connecting communities.

32	In Dec 2014 Report, reduced CN1252 allocated contingency by \$28K to execute Contract Modification #46, see Report 7.5 Detail Contingency Usage Report. In August 2015 report, release \$15M CN1252 Tunnel assigned contingency to program unallocated contingency. In March 2016 report, five contract modifications certified totaling \$377,435 of which \$155,468 is using another source of funding. Released \$155,648 from CN1252 Tunnel assigned contingency to program unallocated contingency. In May 2016 Report, reduced CN1252 allocated contingency by \$186K to execute Contract Modification #54 and #55, see Report 7.5 Detail Contingency Usage Report. In October 2016 Report, increased CN1252 allocated contingency by \$319,658 to execute three contract modifications (#57, #58 and #59), see Report 7.5 Detail Contingency Usage Report. In March 2018 Report, increased CN1252 allocated contingency by \$131,715 to execute two contract modifications (#61 and #62), see Report 7.5 Detail Contingency Usage Report. In December 2018 Report, released CN1252 allocated contingency of \$966,431 to program unallocated contingency.
33	In February 2017 report, initiated budget from program unallocated contingencies for CN1300 Job Readiness Program. CN1300 Job Readiness Program budget was part of CN1300 base value, a deduction contract modification will lower CN1300 contract value.
34	In April 2015, initiated budget from program unallocated contingencies for CS-175 Bayland Soil Process contract, refer to Note 20.
34a	In March 2019, initiated transfer due to budget being withdrawn from Tutor contract (STS package) to fund the Advanced Train Control System contract amount of \$18,036,709. CN1266-2 Advanced Train Control System (ATCS) Implementation for \$14,611,285 and CN1266-1 Advanced Train Control System (ATCS) Equipment for \$3,425,424.
34b	In December 2018, initiated budget from program unallocated contingencies for AON Risk Insurance, refer to Note 20.
35	In February 2017, released completed phase real estate assigned contingency \$5,265,478 to program unallocated contingency.
36	In Dec 2014 Report, redistributed LRV budget to reflect recent firm bid cost per vehicle (\$3,327,250/unit) from vehicle procurement contract award. (SFMTA Board meeting 15JUL14, calendar item #11). Vehicle line item total budget remains unchanged, redistributed fund by reducing base amount to \$13,309,000 and increased allocated contingency by same amount. In December 2018 Report, adjusted budget from \$13,309,000 to \$16,800,000 from allocated contingency. Took the remaining allocated contingency of \$9,585,653 and moved it to program unallocated contingency.
36a	In August 2019 Report, utilized the contingency of \$16,862,657 from 80.03 Project Management budget and 80.04 Construction Management budget and redistributed funds to align with AECOM budget to reflect true costs plus additional \$12,000,000 in 2019 annual work plan.

Connecting people. Connecting communities.

37	<p>In October 2016 report, 1252 program contingency increased by \$319,658 due to execution of three contract modifications as credit offsets. In November 2016 report, took away \$75,000 funding from program's unallocated contingency and moved to CTS allocated contingency. In February 2017 report, initiated budget from program unallocated contingencies for CN1300 Job Readiness Program. CN1300 Job Readiness Program budget was part of CN1300 base value, a deduction contract modification will lower CN1300 contract value. Also released \$5,265,478 assigned real estate contingency to program unallocated contingency. In June 2017, initiated budget from Contract 1251's contract value (true final administrative close out cost) to program unallocated contingency, a deduction contract modification that lowered CN1251's contract value by \$125,501. In March 2018 report, 1252 program contingency increased by \$131,715 due to execution of two contract modifications as credit offsets. In July 2018, increased SCC category Professional Services in 80.04 Construction Management by \$2,263,498 by reducing program unallocated contingency. In August 2019, increased SCC category Other Construction in 50.05 CSP Radio by \$4,841,950 by reducing program unallocated contingency.</p>
38	<p>In April 2015 report, program contingency decreased by \$500,000. In August 2015 report, release \$15M CN1252 Tunnel assigned contingency to program unallocated contingency. In March 2016 report, released \$155,468 from Contract 1252 Tunnel assigned contingency and \$75,000 from Contract 1300 Stations assigned contingency totaling \$230,956. In August 2016, released a total of \$20M unassigned contingency to assigned contingency; \$15M to CN1300 UMS station and \$5M to CTS station. In February 2017 report, initiated budget from program unallocated contingencies for CN1300 Job Readiness Program. CN1300 Job Readiness Program budget was part of CN1300 base value, a deduction contract modification will lower CN1300 contract value. Also released \$5,265,478 assigned real estate contingency to program unallocated contingency. In July 2017, increased program unallocated contingency by \$125,501 due to CN1251's revised contract value. In July 2018, reduced program unallocated contingency by \$2,263,498 to fund additional costs for SCC category Professional Services in 80.04 Construction Management. In December 2018, reallocated CN1252 budget of 2,402,247 (due to closeout cmod reduction of 1,435,816 and contingency release of 966,430) and LRV budget contingency of 9,585,653 and released a total of 11,987,900 to unprogrammed contingency. In August 2019, reduced program contingency by \$4,841,950 to fund additional costs for SCC category Other Construction in 50.05 to fund CSP Radio related services.</p>
<p>7.7 Budget Expenditures by SCC Codes</p>	
39	<p>In March 2017, added new columns for "Supplemental 2013 Budget" and "Remaining Budget". In April, added new column for "Contingency". In May 2017, added new column for "Report Note". In May 2017, breakdown the combined SCC codes 10 to 50 into individual row for 10, 20, 40, 50 categories. Assigned SCC code to all CN1300 potential changes. Contract 1300 Station assigned contingency SCC are 20.01 and 20.03. The budget transfer is using assigned contingency to process contract modifications. In June 2017, adjusted and realigned SCC codes. In July 2018, the budget transfer is using SCC 90 program unallocated contingency to process an increase in budget for category SCC 80.03-90.04 PM For Design & Construction. In March 2019, added \$18,036,709 from taking out the ATCS from Tutor contract. The budget transfer was used to create a stand alone line for ATCS work in 50.01 under Thales.</p>
<p>7.9 Detail Monthly Expenditure Report</p>	
<p>Phase 1 Preliminary Engineering</p>	
40	<p>In February 2017, line item budget was adjusted to line-up expenditures. Famis cost for Preliminary Engineering (PE) is \$48,210,903.71. Cost Report for Preliminary Engineering (PE) is \$46,542,060. Some Design cost reported in Famis were moved to Design Phase.</p>
<p>Phase 2 Design Phase</p>	

41	Famis cost adjustment to transfer Project Management cost from July 2013 to Phase 3 Construction Phase.
	Famis Phase 1 PE Index Code: 357906.CPT5441112 cost is \$10,222,939
42	\$8,949,300 is reported in Cost Report Phase 1 PE and the balance of \$1,273,639 is reported in Phase 2 Design.
	1.2.021.01.080.03 - FD:CTYCO-ARTS COMMISSION [357909ART001.CPT5441227]: FAMIS: \$1,425,167 Cost Report: \$1,425,167 cost is reported in Phase 2 Design, 1.2.021.01.080.03 Cost Transfer: Remaining cost is reported in Phase 3 Construction, 1.3.021.01.080.03 - ARTS:CTYCO-ARTS COMMISSION
43	[357909ART001.CPT5441227]
44	In December 2016 Report, Central Subway Project has re-activated CSA Audit Work Order to perform overhead audit for three consultant forms.
	1.2.055.01.080.02 - FD:ODCs - 651 BRANNAN STREET [35CPT5441241.CPT5441241]: FAMIS: \$2,294,910 Cost Report: \$2,294,910 1.2.055.01.080.02 Cost Transfer: Future costs to be allocated to 1.3.055.01.080.02 - FD:ODCs - 651 BRANNAN STREET
45	[35CPT5441241.CPT5441241]
	1.2.063.01.080.03 - AECOM.CS149 OM-EPC JV CS149-PM [68CPT544133D.CPT544133D]: FAMIS: \$4,698,167 Cost Report: \$4,698,167 on 1.2.063.01.080.03
46	Cost Transfer: Future costs to 1.3.063.01.080.03 - AECOM.CS149 OM-EPC JV CS149-PM [68CPT544133D.CPT544133D]
47	AVA Cost \$395,204 is reported in Phase 2 Final Design 1.2.066.01.080.03
48	In January 2017 Report, remove variance amount of (\$920,555) that was incorrectly reported in August 2016.
	1.2.071.01.080.02 - FD:FINAL DESIGN-DP1 [35CPT5441232.CPT5441232]: FAMIS: \$5,608,147 Cost Report: \$5,469,336
49	Cost Transfer: \$138,811 to 1.3.071.01.080.04 - FD:FINAL DESIGN-DP1 [35CPT5441232.CPT5441232]
	1.2.072.01.080.02 - FD:FINAL DESIGN-DP2 [35CPT5441233.CPT5441233]: FAMIS: \$26,268,511 COST REPORT: \$26,220,609
50	COST TRANSFER: \$47,902 to 1.3.072.01.080.04 - FD:FINAL DESIGN-DP2 [35CPT5441233.CPT5441233]
	1.2.073.01.080.02 - FD:FINAL DESIGN-DP3 [35CPT5441236.CPT5441236]: FAMIS: \$11,502,372 COST REPORT: \$11,432,312
51	COST TRANSFER: \$70,060 to 1.3.073.01.080.04 - CM: DP3 [35CPT5441236.CPT5441236]
Phase 3 Construction Phase	
	1.3.021.01.080.03 - ARTS:CTYCO-ARTS COMMISSION [357909ART001.CPT5441227]: FAMIS: \$1,525,982 Cost Report: \$1,425,167 1.2.021.01.080.03
52	Cost Transfer: any future costs to 1.3.021.01.080.03

Connecting people. Connecting communities.

53	In January 2017 Report, revised SCC Code from 1.2.032.02.080.02 -1424J-BOE LABOR [PWE1X5MPFUNA.CPT544112B112] to 1.3.032.06.080.04 to correct incorrect SCC assignment for DPW support to construction phase.
54	In January 2017 Report, revised SCC Code from 1.2.032.02.080.02 -1424J-BOE LABOR [PWE1X5MPFUNA.CPT544112C112] to 1.3.032.06.080.04 to correct incorrect SCC assignment for DPW support to construction phase.
55	In January 2017 Report, revised SCC Code from 1.2.032.02.080.02 -1424J-BOE LABOR [PWE1X5MPFUNA.CPT544112D112] to 1.3.032.06.080.04 to correct incorrect SCC assignment for DPW support to construction phase.
56	In January 2017 Report, revised SCC Code from 1.2.032.02.080.02 -1424J-BOE LABOR [PWE1X5MPFUNA.CPT544112E112] to 1.3.032.06.080.04 to correct incorrect SCC assignment for DPW support to construction phase.
57	In January 2017 Report, revised SCC Code from 1.2.032.02.080.02 -1424J-BOE LABOR [PWE1X5MPFUNA.CPT544112F112] to 1.3.032.06.080.04 to correct incorrect SCC assignment for DPW support to construction phase.
58	In January 2017 Report, revised SCC Code from 1.2.032.02.080.02 -1424J-BOE LABOR [PWE1X5MPFUNA.CPT544112G112] to 1.3.032.06.080.04 to correct incorrect SCC assignment for DPW support to construction phase.
59	1.3.055.01.080.02 - FD:ODCs - 651 BRANNAN STREET [35CPT5441241.CPT5441241]: FAMIS: \$2,294,910 Cost Report: \$2,294,910 1.2.055.01.080.02 - FD:ODCs - 651 BRANNAN STREET [35CPT5441241.CPT5441241] Cost Transfer: Future costs to be allocated to 1.3.055.01.080.02
60	1.3.063.01.080.03 - AECOM.CS149 OM-EPC JV CS149-PM [68CPT544133D.CPT544133D]: FAMIS: \$4,698,167 Cost Report: \$4,698,167 on 1.2.063.01.080.03 Cost Transfer: Future costs to 1.3.063.01.080.03 - AECOM.CS149 OM-EPC JV CS149-PM [68CPT544133D.CPT544133D]
61	In February 2017, transferred \$1,060,000 from programs unallocated contingency to initiate CN1300 JOB READINESS contracts, (cost account code 1.3.064.06.040.08). A deductive Construction Modification to CN1300 will process.
62	Used \$500K program contingency for CS-175 Bayland Soil Process contract. Refer to Report Notes #20.
63	1.3.071.01.080.04 - FD:FINAL DESIGN-DP1 [35CPT5441232.CPT5441232]: FAMIS: \$5,608,147 Cost Report: \$5,469,336 Cost Transfer: \$138,811 to 1.3.071.01.080.04 - FD:FINAL DESIGN-DP1 [35CPT5441232.CPT5441232]
64	1.3.072.01.080.04 - FD:FINAL DESIGN-DP2 [35CPT5441233.CPT5441233]: FAMIS: \$26,268,511 COST REPORT: \$26,220,609 COST TRANSFER: \$47,902 to 1.3.072.01.080.04 - FD:FINAL DESIGN-DP2 [35CPT5441233.CPT5441233]
65	Contract 1251 Final cost is \$20,794,582.

Connecting people. Connecting communities.

66	In March 2016, July 2016 and October 2016, contract 1252 modifications budget and actuals have been realigned and adjusted to reflect actuals costs.
67	In March 2016, July 2016 and October 2016, contract 1252 modifications budget and actuals have been realigned and adjusted to reflect actuals costs.
68	Revised Contract 1252 allocated contingency SCC code from 040.08 to 010.07.
69	In July 2015 Report, used Contract 1300 Contractor schedule to report budget and actual cost. The Standard Cost Categories (SCC) allocation changed from previous reports. In August 2015 Report, adjusted some of Contract 1300 Contractor SCC assignment to match most of previous SCC assignment. In March 2016, \$75,000 Cmod#6 subtracted from CN1300 Stations contingency (using CPT718 funding) and transferred to Program contingency; this lead to the total CN1300 Station budget being lowered.
70	Revised Contract 1300/UMS allocated contingency SCC code from 040.08 to 020.03.
71	In March 2016 Report, reduced Contract 1252 contingency by \$377,435 cost to reflect certification of five CMODS.
72	Revised Contract 1300/CTS allocated contingency SCC code from 040.08 to 020.03.
73	Negative Current or Prior Monthly expenditure is due to replenish allowance expenses by approved Contract Modifications.
74	Revised Contract 1300/YBM allocated contingency SCC code from 040.08 to 020.03.
75	Revised Contract 1300/STS allocated contingency SCC code from 040.08 to 020.01.
75a	In August 2019 Report, reallocated and aligned SCC 80 Professional Services category budget by \$2,956,812 due to additional costs; cost was transferred from construction management allocated contingency.
76	Revised Form B Reimbursements SCC code from 900.01 to 040.02
77	Revised Form B Reimbursements SCC code from 900.01 to 040.02
78	Revised Form B Reimbursements SCC code from 900.01 to 040.02
79	Revised Form B Reimbursements SCC code from 900.01 to 040.02
80	Revised Form B Reimbursements SCC code from 900.01 to 040.02
81	Revised Form B Reimbursements SCC code from 900.01 to 040.02
82	Revised Form B Reimbursements SCC code from 900.01 to 040.02
83	Revised Form B Reimbursements SCC code from 900.01 to 040.02
84	Increase Program contingency \$1,023,508. Refer to Report Notes #11 and #12. In April 2015 report, program contingency decreased by \$500,000. Refer to Report Notes #20. In August 2015 report, release \$15M CN1252 Tunnel assigned contingency to program unallocated contingency. In March 2016 report, program unallocated contingency increased by \$230,468. In August 2016, released \$20M to CN1300 Construction assigned contingency from program unallocated contingency. In February 2017, used \$1,060,000 for CN1300 Job Readiness Program from unallocated contingency, refer to Note 30. Also, released \$5,265,478 assigned real estate contingency to program unallocated contingency, refer to Note 27. In July 2018 report, used \$2,263,498 to fund SCC 80 Professional Services category regarding matters related to stations from program unallocated contingency. In December 2018, moved \$11,987,900 from CN1252 and LRV contingency to program unallocated contingency. In March 2019, added \$18,036,709 from taking out the ATCS from Tutor contract. The budget transfer was used to create a stand alone line for ATCS work in 50.01 under Thales. In August 2019, used \$4,841,950 from program unallocated contingency to create CSP Radio Design, CSP Radio Cable, and CSP Radio Procurement in SCC 50 Systems category. Waiting for a contract modification to readjust the borrowed contingency from unprogramed contingency.

Appendix B

DETAIL SCHEDULE REPORTS

SCHEDULE HIGHLIGHTS

The Master Project Schedule (MPS) below includes progress through September 2019. The September 2019 Schedule Update submittal from Contract 1300 Contractor was not submitted as the CN1300 Contractor has not provided the updated corrections to their June 2017, through July 2018 Schedule Updates. The Contract 1300 schedule represented in this report is based on the SFMTA September 2019 Schedule Update.

The MPS shows a forecast Revenue Service Date of Summer 2021 based on a revised assessment of the overall schedule and the current project conditions. The revised schedule will be evaluated with the FTA during a risk schedule and cost workshop in October. Based on the workshop, the Program will revise the Master Project Schedule to reflect the new schedule.

The controlling critical (longest) path of the MPS runs through the electrical activities within the tunnel which are impacting the TPC's Startup and Testing and subsequently the rail activation process. The latest schedule shows the longest path running through the Surface, Tracks and Systems (STS).

SFMTA continues to meet with Contractor to discuss all schedule concerns and comments. TPC has not been able to correctly staff the project which could potentially delay the project. In order to achieve the Baseline work productivity, TPC needs to increase the number of crews assigned to electrical work, allowing concurrent work within the tunnel and stations in order to make this completion date possible. It also requires that the front end portion of ATCS Startup and Testing is performed concurrently with TPC's Startup and Testing followed by ATCS software testing in coordination with SFMTA Operations.

Contract 1300 Contractor submitted fifty-four (54) Schedule Updates from December 2014 to July 2019. SFMTA rejected twenty eight (28) Schedule Updates from January 2016 to April 2016 and June 2016 to July 2018 due to multiple and repetitive issues that vary from incorrect working sequences to unrealistic forecasted completion dates to artificially steering the schedule longest path through certain portions of the project. SFMTA approved as noted December 2014 through December 2015, and May 2016 Schedule Updates. Contractor has been directed to provide a Revised Schedule as required by the overall settlement agreement to maintain the forecasted project completion.

Contract 1300 - WP1253 UMS / WP1254R CTS / WP1255 YBM / WP1256 STS:

The Contractor, Tutor Perini Corporation's (TPC) baseline schedule is incorporated into the master program schedule. The preliminary SFMTA Contract 1300 September 2019 schedule is used within the September Report. The SFMTA Contract 1300 September 2019 schedule is based on the approved baseline schedule logic with adjustments made as mentioned above. The SFMTA will continue to use the SFMTA Contract 1300 schedule update as a forecasting tool going forward until the Contract 1300 Contractor submits an acceptable schedule that addresses all of SFMTA scheduling concerns.

Work Package P-1254R (CTS) has performed the following work this month:

- Continued installing stair 5
- Continued electrical switchgear installation on the concrete pads and HVAC ductwork installation at Headhouse Platform level
- Continued Emergency Ventilation fan installation on the Concrete pads at Headhouse Under Platform level
- Continued CMU wall curb installation on the Headhouse Underplatform Level, Platform Level, Lower Mezzanine and Upper mezzanine Levels.
- Continued shotcrete for slurry walls, install drain mat and waterproofing for Intermediate, Lower Mezzanine, and Upper Mezzanine levels at Headhouse
- Completed vapor barrier and dielectric coating at Traction Power room at Platform level
- Completed construction of Concourse walls at North Platform Cavern
- Completed waterproofing installation for North and South Cavern Headwalls
- Began rebar installation, formwork, and concrete for North/South Cavern Headwalls
- Continued removing temp wales and bracing at Headhouse
- Completed construction of Stair 1 at South Platform Cavern
- Completed Southbound rail installation at Platform Cavern
- Completed permanent paving for Southbound Stockton Street
- Began construction of South wall for PCC 50 Chinatown Plaza
- Continued street work (minor), ongoing monitoring and surveying

Work Package P-1254R (CTS) will perform the following work next month:

- Continue installing GFRC panels at North and South Platform Caverns
- Continue installing Escalator 1 & 2 at North Platform Cavern
- Continue electrical switchgear installation at Headhouse Platform level
- Continue shotcrete for slurry walls, install drain mat and waterproofing for Concourse, Intermediate, Lower Mezzanine and Upper Mezzanine levels at Headhouse
- Begin stair 2 construction
- Begin installing traction power equipment at Traction Power room at Platform level
- Complete rebar installation, formwork, and concrete for North/South Cavern Headwalls
- Begin Arch closure composite wall and GFRC panel installation at Concourse level
- Continue CMU wall construction at all levels of Headhouse
- Continue construction of PCC 50 Chinatown Plaza

Activity ID	Activity Name	2019				2020		
		Sep	Oct	Nov	Dec	Jan	Feb	Mar
CENTRAL SUBWAY PROJECT								
Construction Phase								
Construction CN-1300								
Construction CTS Station P-1254R								
Administrative / Milestones								
Preconstruction								
Site Work / Utility Relocation								
Demolition								
Excavation & Support								
Tunnel / Cavern Mining								
Cavern Lining								
Concrete/Shotcrete								
Structural Steel								
Masonry								
Mechanical								
Misc Metal								
Electrical								
Entrance Roof Level								
Surface Level								
Upper Mezz Level								
Lower Mezz Level								
Concourse Level								
Platform Level								
CTS.26.50.235	CTS_PL 20 - Stair 5: Install - Conduit & Boxes For Light Fixtures							
CTS.26.50.250	CTS_PL 12 - Train Control Rm: Install - Conduit Back To LMZ Control Rm							
CTS.26.50.390	CTS_PL 20 - Stair 5: Pull Wire & Set Light Fixtures							
CTS.26.50.255	CTS_PL 18 - Main Elect Rm: Install - Conduit & Boxes For Light Fixtures							
CTS.26.50.165	CTS_PL 06 - Stair 5A: Install - Conduit & Devices for Lighting							
CTS.26.50.180	CTS_PL 09 - Aux Comm Rm: Install - Conduit & Devices For Lighting							
CTS.26.50.190	CTS_PL 18 - Main Elect Rm: Install - Conduit & Boxes for Light Switches/Sensors							
CTS.26.50.195	CTS_PL 15 - Traction Power Rm: Install - Conduit & Devices for Lighting							
CTS.26.50.325	CTS_PL 09 - Aux Comm Rm: Pull Wire - Lighting							
CTS.26.50.230	CTS_PL 06 - Stair 5A: Install - Hang Light Fixtures & Terminate							
CTS.26.50.400	CTS_PL 09 - Aux Comm Rm: Hang Fixtures & Terminate							
CTS.26.50.350	CTS_PL 15 - Traction Power Rm: Pull Wire - Lighting							
CTS.34.22.210	CTS_PL_Pull Cable & Terminate NB Positive Feeder Box PS03 to PS06 (Traction							
CTS.26.50.415	CTS_PL 15 - Traction Power Rm: Hang Light Fixtures & Terminate							
CTS.26.50.300	CTS_PL 16 - TP Substation Rm: Install - Conduit & Boxes For Light Fixtures							
CTS.26.50.290	CTS_PL 16 - TP Substation Rm: Install - Conduit & Boxes for Light Switches/Sens							
CTS.26.50.410	CTS_PL 18 - Main Elect Rm: Pull Wire & Set Light Fixtures							

Work Package P-1253 (UMS) has performed the following work this month:

- Platform Station: Continued construction of stairs and elevators. Continued glass enclosure around elevators. Continued to install overhead plumbing, fire protection piping, and overhead fixture and electrical. Continued installation of unistrut grid for ceiling panels, overhead conduits/piping and LED Artwork. Continued to install speaker and lighting system at Platform Strut Level. Continued installation of lights on top and bottom of wales. Continued installation of escalators. Continued installation of Platform level to trackway stairs. Continued installation of floor drains on Concourse level
- North Concourse: Continued installation of overhead fixture and electrical. Continued cement plaster finish in various rooms. Continued installation of dampers, electrical lights and overhead electrical in main electrical annex

- room. Continued installation of platform walls and deck at temporary man lift opening
- South Concourse: Continued installation of overhead electrical. Continued installation of unistrut for ceiling panels, overhead conduits/piping and LED artwork. Continued installation of ceiling glass panels. Continued cement plaster layout and framing. Began preparation of substrate for installation of terrazzo flooring
 - Street/Surface: Continued waterproofing and installation of precast architectural concrete elements for USG terrace level. Continued installation of USG Roof level exhaust vent. Began installation of the rustic terrazzo sidewalk on the corner of Geary and Stockton Streets

Work Package P-1253 (UMS) will perform the following work next month:

- Platform Station: Continue installation of stairs and elevators. Continue installation of glass enclosure around elevators. Continue installation of escalator. Continue installation of overhead plumbing, fire protection piping, and overhead fixture and electrical. Continue to install speaker and lighting system at Platform Strut level. Continue preparation for terrazzo flooring on Platform level. Continue installation of curved ceiling hangers/metal panels. Continue installation of tactile warning strip, directional tile and photo luminescent strip at Platform edge. Continued hat channels and installation of crystallized glass at escalator ramps. Complete installation of floor drains on Concourse level. Complete installation of Platform level to trackway stairs
- North Concourse: Continue installation of overhead plumbing, fire protection piping, and overhead fixture and electrical. Prepare for energization at main electrical room
- South Concourse: Continue installation of ceiling glass panels. Continue installation of overhead electrical. Continue installation of escalators. Continue cement plaster layout and framing. Begin installation of crystallized glass at ticket vending machine
- Street/Surface: Complete installation of the rustic terrazzo sidewalk on the corner of Geary and Stockton Streets. Complete demolition, installation of granite curb, brick sidewalk, and pedestrian ramps north of Market Street. Begin and complete installation of mast arm north of Market Street. Continue installation of precast architectural concrete elements for USG terrace level. Continue installation of USG Roof level exhaust vent

Activity ID	Activity Name	2019				2020		
		Sep	Oct	Nov	Dec	Jan	Feb	Mar
CENTRAL SUBWAY PROJECT								
Construction Phase								
Construction CN-1300								
Construction UMS Station P-1253								
Administrative / Milestones								
Preconstruction								
Engineering & Procurement								
Site Work / Utility Relocation								
Drilled Shafts								
Concrete/Shotcrete								
Structural Steel								
Masonry								
Mechanical								
Surface Level								
All Levels								
Concourse Level								
UMS.22.11.0220	UMS_CN_Install Sump Pump							
UMS.22.11.0160	UMS_CN_Install Floor Hydrants Concourse Level							
UMS.23.74.0475	UMS_CN_Install Fan Coil Unit #12							
UMS.21.12.0255	UMS_CN_Install DSP & TSP Risers in Chase - Down To Mezz Lvl - Concourse S							
UMS.23.74.0865	UMS_CN_Install Refrigerant Piping - FCU-#12 to Branch Selector Unit #12							
UMS.23.34.0275	UMS_CN_Install HVAC Aux Comm Rm Supply Fan SF-007							
UMS.23.34.285	UMS_CN_Install HVAC Elec Closet Supply Fan SF-004							
UMS.22.13.0120	UMS_CN07 - Connect Surface Drainage to Existing 8" Sewer Lateral.							
UMS.23.31.0305	UMS_CN_09 Install HVAC Duct Branches Mech Rm							
UMS.23.34.0295	UMS_CN_21 - Install HVAC Elec Closet Supply Fan SF-006							
UMS.23.74.0535	UMS_CN_Install Fan Coil Unit #18							
UMS.23.34.0305	UMS_CN_Install HVAC Elec Closet Supply Fan SF-005							
UMS.23.31.0150	UMS_CN_Install HVAC - Misc Duct Concourse Level Sectors 3-6							
UMS.23.31.0285	UMS_CN_Install HVAC Supply Main SF-001 to Cooling Units							
UMS.21.12.0215	UMS_CN_Install DSP Drops & FHCs - Concourse Sector 3							
UMS.22.11.0150	UMS_CN09_Install DCW - Sector 2							
UMS.23.31.0235	UMS_CN_Install HVAC Exhaust Main EXF-001 to Exhaust Air Plenum							
UMS.23.74.0945	UMS_CN_Install Refrigerant Rack Piping - ACCU's to Chase @ A/16							
UMS.23.74.0755	UMS_CN_Install Refrigerant Piping - ACCU #1 to Branch Selector Unit #12							
UMS.08.90.0360	UMS_Install Louvers For Vent Shaft @ Stair #1							
UMS.21.12.0205	UMS_CN_Install DSP Drop & FHC - Concourse Sector 2							
UMS.23.31.0335	UMS_CN_Install HVAC Exhaust Louver @ ACCU 1 & 2							
UMS.21.12.0245	UMS_CN_Install DSP Drops & FHCs - Concourse Sector 4							
UMS.23.31.0325	UMS_CN_Install HVAC Supply Louver @ - SF-002							

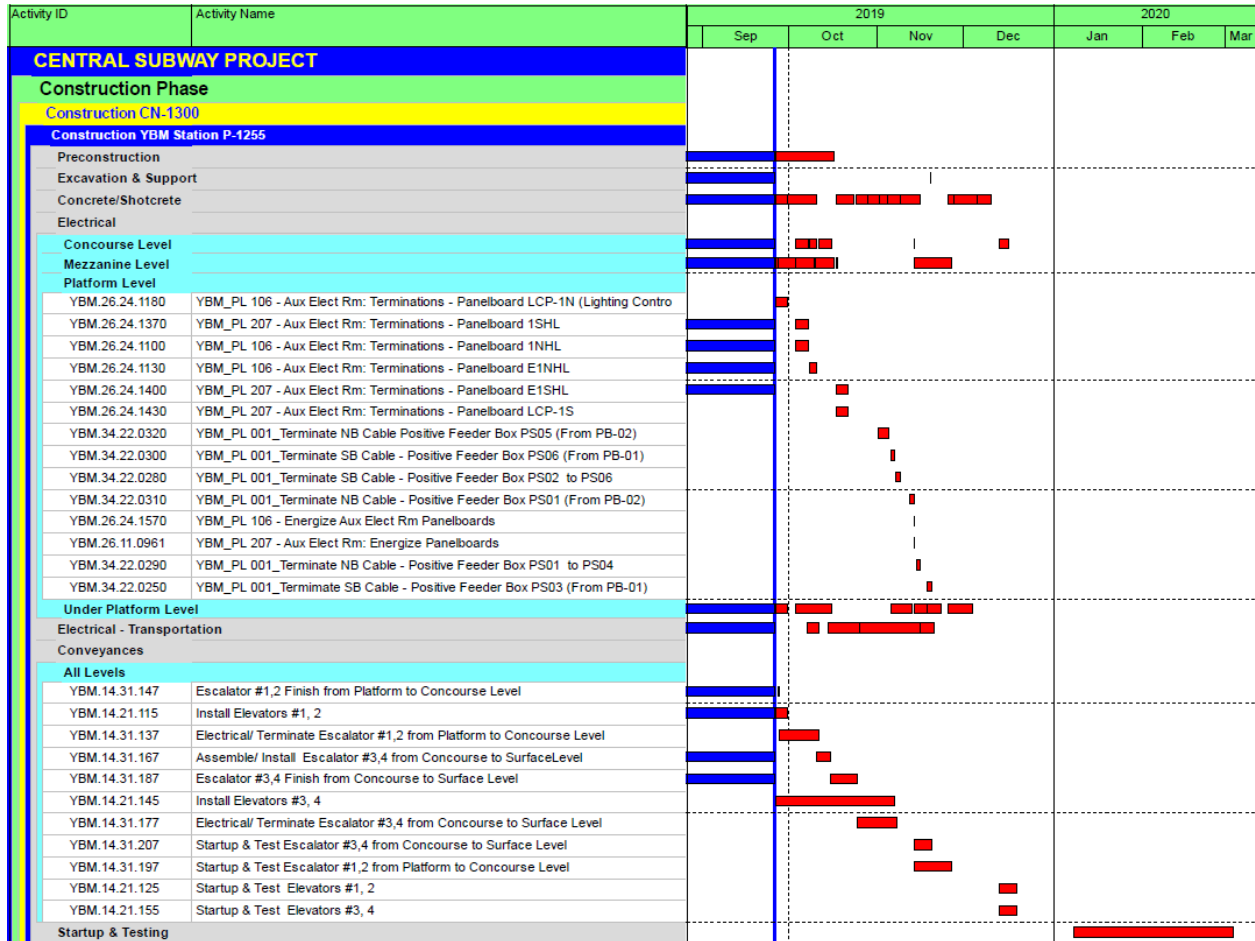
Work Package P-1255 (YBM) has performed the following work this month:

- Continued installing Elevators 1 and 2
- Began installing roof at Vent Shaft
- Installed waterproofing and ceramic tile in Restrooms, Locker Rooms, and Janitor Room
- Continued installing seismic joints in Station Invert level
- Began installing metal wall panels in Station Invert level

Work Package P-1255 (YBM) will perform the following work next month:

- Continue installing Elevators 1 and 2
- Begin installing Elevators 3 and 4
- Continue installation of Headhouse Vent Shaft
- Begin installation of Headhouse Roof
- Continue placing concrete floor at Headhouse Mezzanine

- Continue installing sound dampers in Station Mezzanine
- Install restroom fixtures and place ceramic tiles for bathrooms in Headhouse Concourse
- Continue installing metal wall and ceiling in Station Concourse
- Begin installing terrazzo finish at Station Platform
- Continue installing seismic joints in Station Invert level
- Continue installing traction power equipment at Station Invert



Work Package P-1256 (STS) has performed the following work this month:

- Continued traction power conduit and other electrical conduit installation inside tunnel
- Continued tunnel lighting installation
- Continued walkway installation inside tunnel
- Continued track installation in tunnel
- Continued track installation on 4th Street
- Continued 4th/Brannan platform construction
- Continued 4th/Brannan pavement renovation

Work Package P-1256 (STS) will perform the following work next month:

- Continue 4th/Brannan platform construction
 - Continue traction power conduit and other electrical conduit installation inside tunnel
 - Continue tunnel lighting installation
 - Start OCS hanger installation inside tunnel
 - Continue walkway installation inside tunnel
 - Continue track installation inside tunnel
 - Continue track installation on 4th Street

Activity ID	Activity Name	2019				2020		
		Sep	Oct	Nov	Dec	Jan	Feb	Mar
CENTRAL SUBWAY PROJECT								
Construction Phase								
Construction CN-1300								
Construction STS P-1256								
	Preconstruction							
	Concrete/Shotcrete							
	Tunnel Concrete							
	Structural Steel							
	Electrical							
	Electrical - Transportation							
	Trackwork							
	Fourth Street							
	Northbound Tunnel or Trackway							
	Southbound Tunnel or Trackway							
	Track System Work							
	No 13-Disp							
	Chinatown Station							
	Union Square Station							
	Moscone Station							
	Fourth/King Intersection							
	Fourth Street							
	Fifth Street							
	Fourth/Brannan Station							
	Harrison St							
	Bryant St							
	Brannan St							
	Townsend St							
	Northbound Tunnel or Trackway							
STS.26.05.1470	STS_Install: Tunnel Electrical - Unistrut For Conduit & Signal Supports - NB Chin							
STS.26.05.1490	STS_Install: Tunnel Electrical - Electrical Power Conduit & JB's - NB Chinatown t							
STS.26.05.1970	STS_Install: Tunnel Electrical - Emerg Tel/SFFD Tel/Blue Lights - NB Portal To Mc							
STS.26.05.0740	STS_Install: Tunnel Electrical - Electrical Power Conduit & JB's - NB Moscone to							
STS.26.05.0440	STS_Install: Tunnel Electrical - Mini-Power Centers EP1-EP9 - NB Portal To Mos							
STS.34.42.2270	STS_Install: Train Control - Train Control Conduit - & JB's NB Portal To Moscone							
STS.26.05.1570	STS_Install: Tunnel Electrical - Mini-Power Centers EP59-EP63 - NB Chinatown t							
STS.34.42.0510	STS_Install: Train Control - ATSC Entry Point Signage - Portal							
STS.26.05.0405	STS_Install: Tunnel Electrical - Traction Power Conduit - NB Portal to Moscone							
STS.26.05.3900	STS_Install: Tunnel Electrical - Pull/Terminate Power & Lighting - NB Portal To Mos							
STS.34.42.0900	STS_Install: Train Control - ATSC Entry Point Signage - Moscone Station							
STS.26.05.4040	STS_Install: Tunnel Electrical - Electrical Lighting Conduit & JB's - NB Moscone t							
STS.26.05.4060	STS_Install: Tunnel Electrical - Electrical Lighting Conduit & JB's - NB Union Squa							
STS.26.05.1120	STS_Install: Tunnel Electrical - Electrical Power Conduit & JB's - NB Union Squa							

SCHEDULE REVISIONS

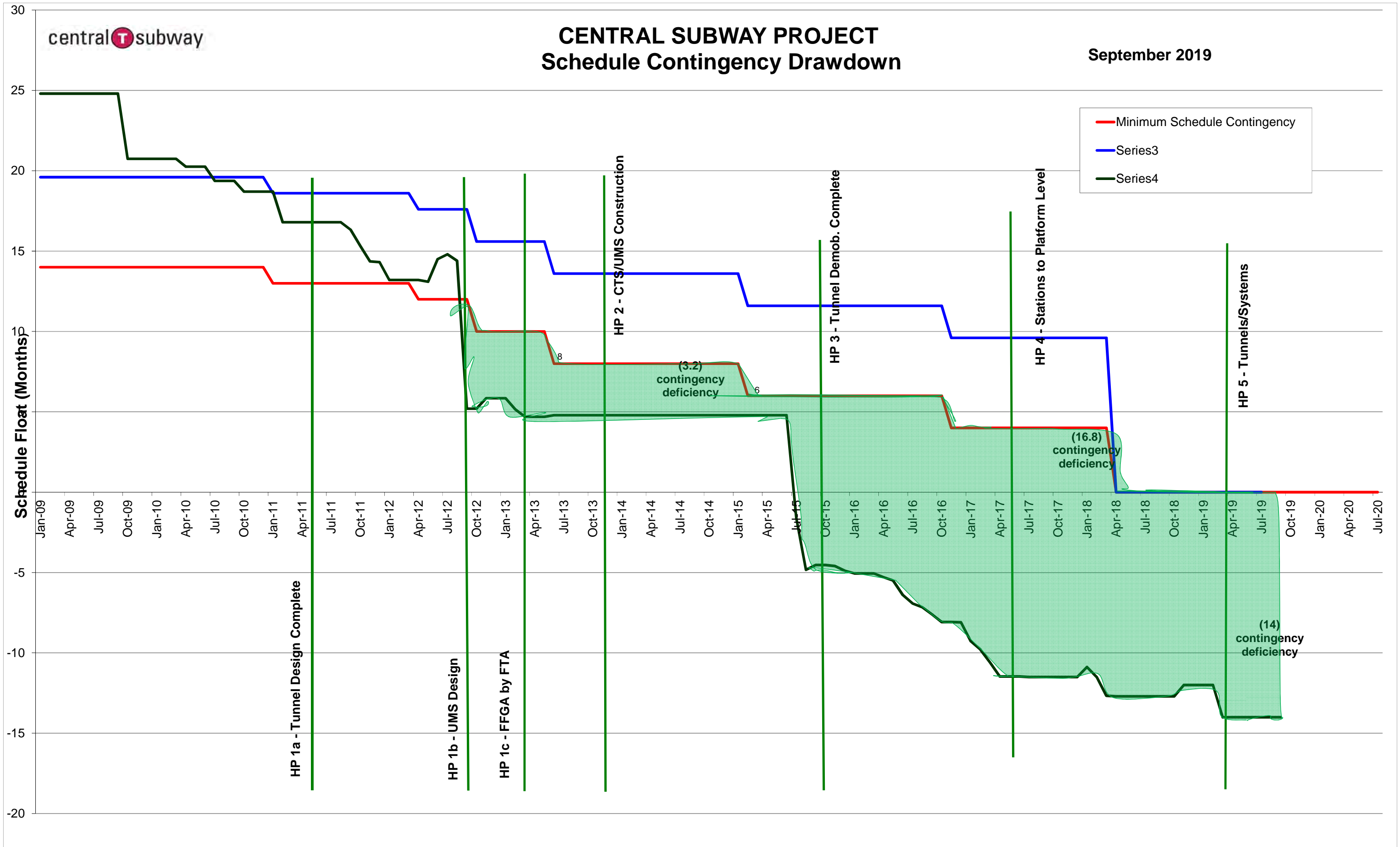
The SFMTA Contract 1300 September 2019 schedule update was added this period to the Central Subway Project Master Schedule.

LIST OF SCHEDULE REPORTS

- 1.1. Schedule Contingency Drawdown
- 1.2. Master Summary Schedule
- 1.3. Program Critical Path Schedule
- 1.4. Construction Contract Summary Schedule
- 1.5. Detail Schedule for Remaining Work

CENTRAL SUBWAY PROJECT Schedule Contingency Drawdown

September 2019



Activity ID	Activity Name	Original Duration	Start	Finish	2019											
					2019				2020				2021			
					Q3	Q4	Q1	Q2	Q3	Q4	Q1	Q2	Q3	Q4		
CENTRAL SUBWAY PROJECT					▼ CENTRAL SUBWAY											
Program Level Milestones					▼ Program Level Milestone											
PJD1000	Central Subway Project Start	0	03-Jun-03 A													
MS0004A	Tunnel Excavation Complete - Project Milestone #4A	0		05-Sep-14 A												
MS0019	Baseline Finish Date: 12-26-2018	0		29-Jul-21*	◆ Baseline Finish Date: 12-											
MS0009	CSP Revenue Service Date	0		29-Jul-21*	◆ CSP Revenue Service Da											
Preliminary Engineering Phase																
Final Design																
Light Rail Vehicles					▼ Light Rail Vehicles											
Real Estate																
Construction Phase					▼ Construction Phase											
Construction Support and Costs					▼ Construction Suppo											
Construction Utility Contract #1- MOS & Portal CN-1250																
Construction Utility Contract #2 - UMS CN-1251																
Construction Tunnels CN-1252					▼ Construction Tunnels CN-1252											
Construction STS P-1256 ATCS					▼ Construction STS P-1256 ATCS											
Construction STS P-XXXX Radio					▼ Construction STS P-XXXX Radio											
Construction CN-1300					▼ Construction CN-1300											
CN- 1300 Milestone					▼ CN- 1300 Milestone											
Construction UMS Station P-1253					▼ Construction UMS Station P-1253											
Construction CTS Station P-1254R					▼ Construction CTS Station P-1254R											
Construction YBM Station P-1255					▼ Construction YBM Station P-1255											
Construction STS P-1256					▼ Construction STS P-1256											
Project Start Up					▼ Project Start Up											
Unallocated Contingency					▼ Unallocated Contingency											
CO1.700	Cost Activity Unallocated Contingency (LOE) - 1.7.500.99.090.00 - Contingency	462	26-Sep-19	29-Jul-21	▼ Cost Activity Unallocated											

Activity ID	Activity Name	Original Duration	Start	Finish	Total Float	2020												2021	2022
						Q3	Q4	Q1	Q2	Q3	Q4	Q1	Q2	Q3	Q4	Q1			
Program Level Milestones																			
MS0019	Baseline Finish Date: 12-26-2018	0	29-Jul-21	29-Jul-21*	-293													◆ Baseline Finish Date: 12-26-2018	
MS0009	CSP Revenue Service Date	0	29-Jul-21	29-Jul-21*	-293													◆ CSP Revenue Service Date	
CN- 1300 Milestone																			
MS-10	Substantial Completion - 1,700 Calendar Days (SP-4.B) { 10-Feb-18 }	0	29-Jun-20	29-Jun-20*	-426													◆ Substantial Completion - 1,700 Calendar Days (SP-4.B) { 10-Feb-18 }	
Construction STS P-1256																			
STS.26.05.0440	STS_Install: Tunnel Electrical - Mini-Power Centers EP1-EP9 - NB Portal To Moscone	3	26-Sep-19	30-Sep-19	-297													■ STS_Install: Tunnel Electrical - Mini-Power Centers EP1-EP9 - NB Portal To Moscone	
STS.26.05.0820	STS_Install: Tunnel Electrical - Mini Power Centers EP11-EP29 - NB Moscone to Union Square	3	01-Oct-19	03-Oct-19	-297													■ STS_Install: Tunnel Electrical - Mini Power Centers EP11-EP29 - NB Moscone to Union Square	
STS.26.05.3910	STS_Install: Tunnel Electrical - Pull/Terminate Power & Lighting - NB Moscone to Union Square	5	04-Oct-19	10-Oct-19	-297													■ STS_Install: Tunnel Electrical - Pull/Terminate Power & Lighting - NB Moscone to Union Square	
STS.26.05.3920	STS_Install: Tunnel Electrical - Pull & Terminate Power & Lighting - NB Union Square to Chinatown	5	11-Oct-19	17-Oct-19	-297													■ STS_Install: Tunnel Electrical - Pull & Terminate Power & Lighting - NB Union Square to Chinatown	
STS.34.23.1800	STS_Install: Tunnel Electrical - OCS Catenary Hangers - In NB Portal	3	18-Oct-19	22-Oct-19	-297													■ STS_Install: Tunnel Electrical - OCS Catenary Hangers - In NB Portal	
STS.34.23.0460	STS_Install: Tunnel Electrical - OCS Catenary Hangers - NB Portal To Moscone	5	23-Oct-19	29-Oct-19	-297													■ STS_Install: Tunnel Electrical - OCS Catenary Hangers - NB Portal To Moscone	
STS.34.23.0850	STS_Install: Tunnel Electrical - OCS Catenary Hangers - NB Moscone to Union Square	5	30-Oct-19	05-Nov-19	-297													■ STS_Install: Tunnel Electrical - OCS Catenary Hangers - NB Moscone to Union Square	
STS.34.23.1940	STS_Install: Tunnel Electrical - OCS Steady Arm Assemblies - NB Moscone to Union Square	7	06-Nov-19	15-Nov-19	-297													■ STS_Install: Tunnel Electrical - OCS Steady Arm Assemblies - NB Moscone to Union Square	
STS.34.23.1850	STS_Install: Tunnel Electrical - OCS Wires, Spacers, Insulators - NB Moscone to Union Square	14	18-Nov-19	09-Dec-19	-297													■ STS_Install: Tunnel Electrical - OCS Wires, Spacers, Insulators - NB Moscone to Union Square	
STS.34.23.1870	STS_Install: Tunnel Electrical - OCS Wires, Spacers, Insulators - NB Union Square to Chinatown	12	10-Dec-19	26-Dec-19	-297													■ STS_Install: Tunnel Electrical - OCS Wires, Spacers, Insulators - NB Union Square to Chinatown	
STS.34.22.2900	STS_Install: Tunnel Electrical - Pull/Terminate Traction Power Cable - PFCB NB03 To NB01 - MOS To Portal Pull Box	8	18-Dec-19	30-Dec-19	-297													■ STS_Install: Tunnel Electrical - Pull/Terminate Traction Power Cable - PFCB NB03 To NB01 - MOS To Portal Pull Box	
STS.34.22.3090	STS_Install: Tunnel Electrical - Pull/Terminate OCS Riser Cable - PFCB NB03 To NB01 - MOS To Portal Pull Box	2	31-Dec-19	01-Jan-20	-297													■ STS_Install: Tunnel Electrical - Pull/Terminate OCS Riser Cable - PFCB NB03 To NB01 - MOS To Portal Pull Box	
STS.34.22.2880	STS_Install: Tunnel Electrical - Pull/Terminate Traction Power Cable - PS-04 To PFCB NB11 - UMS South Platform	2	02-Jan-20	03-Jan-20	-297													■ STS_Install: Tunnel Electrical - Pull/Terminate Traction Power Cable - PS-04 To PFCB NB11 - UMS South Platform	
STS.34.22.2890	STS_Install: Tunnel Electrical - Pull/Terminate Traction Power Cable - PFCB NB11 To NB04 - UMS To MOS (Ckt FO-12)	8	06-Jan-20	15-Jan-20	-297													■ STS_Install: Tunnel Electrical - Pull/Terminate Traction Power Cable - PFCB NB11 To NB04 - UMS To MOS (Ckt FO-12)	
STS.34.22.2910	STS_Install: Tunnel Electrical - Pull/Terminate Traction Power Cable - PS-05 To PFCB NB10 - UMS South Platform	1	16-Jan-20	16-Jan-20	-297													■ STS_Install: Tunnel Electrical - Pull/Terminate Traction Power Cable - PS-05 To PFCB NB10 - UMS South Platform	
STS.34.22.2920	STS_Install: Tunnel Electrical - Pull/Terminate Traction Power Cable - PFCB NB10 To NB06 - UMS To MOS (Ckt WA-11)	7	17-Jan-20	27-Jan-20	-297													■ STS_Install: Tunnel Electrical - Pull/Terminate Traction Power Cable - PFCB NB10 To NB06 - UMS To MOS (Ckt WA-11)	
STS.34.22.3070	STS_Install: Tunnel Electrical - Pull/Terminate OCS Riser Cable - PS-04 To PFCB NB11 - UMS South Platform	1	28-Jan-20	28-Jan-20	-297													■ STS_Install: Tunnel Electrical - Pull/Terminate OCS Riser Cable - PS-04 To PFCB NB11 - UMS South Platform	
STS.34.22.3080	STS_Install: Tunnel Electrical - Pull/Terminate OCS Riser Cable - PFCB NB05 To NB04 - UMS To MOS (Ckt FO-12)	3	29-Jan-20	31-Jan-20	-297													■ STS_Install: Tunnel Electrical - Pull/Terminate OCS Riser Cable - PFCB NB05 To NB04 - UMS To MOS (Ckt FO-12)	
STS.34.22.3100	STS_Install: Tunnel Electrical - Pull/Terminate OCS Riser Cable - PS-05 To PFCB NB10 - UMS South Platform	1	03-Feb-20	03-Feb-20	-297													■ STS_Install: Tunnel Electrical - Pull/Terminate OCS Riser Cable - PS-05 To PFCB NB10 - UMS South Platform	
STS.34.22.3110	STS_Install: Tunnel Electrical - Pull/Terminate OCS Riser Cable - PFCB NB10 To NB06 - UMS To MOS (Ckt WA-11)	1	04-Feb-20	04-Feb-20	-297													■ STS_Install: Tunnel Electrical - Pull/Terminate OCS Riser Cable - PFCB NB10 To NB06 - UMS To MOS (Ckt WA-11)	
STS.34.22.2860	STS_Install: Tunnel Electrical - Pull/Terminate Traction Power Cable - PFCB NB12 To PS-01 - UMS North Platform	15	05-Feb-20	25-Feb-20	-297													■ STS_Install: Tunnel Electrical - Pull/Terminate Traction Power Cable - PFCB NB12 To PS-01 - UMS North Platform	
STS.34.22.2870	STS_Install: Tunnel Electrical - Pull/Terminate Traction Power Cable - PFCB NB12 To PS-01 - UMS North Platform	2	26-Feb-20	27-Feb-20	-297													■ STS_Install: Tunnel Electrical - Pull/Terminate Traction Power Cable - PFCB NB12 To PS-01 - UMS North Platform	
STS.26.05.0785	STS_Install: Tunnel Electrical - Traction Power Connection Boxes/OCS Risers NB12 To NB18 - NB Union Square To Chinatown	7	06-May-19 A	05-Mar-20	-297													■ STS_Install: Tunnel Electrical - Traction Power Connection Boxes/OCS Risers NB12 To NB18 - NB Union Square To Chinatown	
STS.34.22.2850	STS_Install: Tunnel Electrical - Pull/Terminate Traction Power Cable - PS-10 To PFCB NB18 - CTS South Platform	2	06-Mar-20	09-Mar-20	-297													■ STS_Install: Tunnel Electrical - Pull/Terminate Traction Power Cable - PS-10 To PFCB NB18 - CTS South Platform	
STS.34.22.3040	STS_Install: Tunnel Electrical - Pull/Terminate OCS Riser Cable - PS-10 To PFCB NB18 - CTS South Platform	1	10-Mar-20	10-Mar-20	-297													■ STS_Install: Tunnel Electrical - Pull/Terminate OCS Riser Cable - PS-10 To PFCB NB18 - CTS South Platform	
STS.34.22.3050	STS_Install: Tunnel Electrical - Pull/Terminate OCS Riser Cable - PFCB NB18 To NB12 - CTS To UMS	3	11-Mar-20	13-Mar-20	-297													■ STS_Install: Tunnel Electrical - Pull/Terminate OCS Riser Cable - PFCB NB18 To NB12 - CTS To UMS	
STS.34.22.3060	STS_Install: Tunnel Electrical - Pull/Terminate OCS Riser Cable - PFCB NB12 To PS-01 - UMS North Platform	1	16-Mar-20	16-Mar-20	-297													■ STS_Install: Tunnel Electrical - Pull/Terminate OCS Riser Cable - PFCB NB12 To PS-01 - UMS North Platform	
STS.34.22.2840	STS_Install: Tunnel Electrical - Pull/Terminate Traction Power Cable - PFCB NB19 To PS-06 - Chinatown to North Limits	2	16-Mar-20	17-Mar-20	-297													■ STS_Install: Tunnel Electrical - Pull/Terminate Traction Power Cable - PFCB NB19 To PS-06 - Chinatown to North Limits	
STS.34.22.3030	STS_Install: Tunnel Electrical - Pull/Terminate OCS Riser Cable - PFCB NB19 To PS-06 - Chinatown to North Limits	1	18-Mar-20	18-Mar-20	-297													■ STS_Install: Tunnel Electrical - Pull/Terminate OCS Riser Cable - PFCB NB19 To PS-06 - Chinatown to North Limits	
STS.34.42.0390	STS_Install: Train Control - Train Control Cable Loop System NB Portal To Moscone	4	13-May-19 A	24-Mar-20	-297													■ STS_Install: Train Control - Train Control Cable Loop System NB Portal To Moscone	
STS.34.42.0770	STS_Install: Train Control - Train Control Cable Loop System NB Moscone to Union Square	13	25-Mar-20	10-Apr-20	-297													■ STS_Install: Train Control - Train Control Cable Loop System NB Moscone to Union Square	
STS.34.42.1150	STS_Install: Train Control - Train Control Cable Loop System NB Union Square to Chinatown	14	25-Mar-20	13-Apr-20	-297													■ STS_Install: Train Control - Train Control Cable Loop System NB Union Square to Chinatown	
STS.34.42.1520	STS_Install: Train Control - Train Control Cable Loop System NB Chinatown to North Limits	2	14-Apr-20	15-Apr-20	-297													■ STS_Install: Train Control - Train Control Cable Loop System NB Chinatown to North Limits	
STS.34.42.425	Startup & Testing - Tunnel & ATSC Systems	53	16-Apr-20	29-Jun-20	-297													■ Startup & Testing - Tunnel & ATSC Systems	
Project Start Up																			
STU1010	S&S Certification / Pre-Revenue Activities	206	29-Jun-20	26-Apr-21	-293													■ S&S Certification / Pre-Revenue Activities	
BUF0018	Muni Float	66	27-Apr-21	29-Jul-21	-293													■ Muni Float	

Activity Name	Original Duration	Start	Finish	2012				2013				2014				2015				2016				2017				2018				2019				2020				2021			
				Q1	Q2	Q3	Q4	Q1	Q2	Q3	Q4	Q1	Q2	Q3	Q4	Q1	Q2	Q3	Q4	Q1	Q2	Q3	Q4	Q1	Q2	Q3	Q4	Q1	Q2	Q3	Q4	Q1	Q2	Q3	Q4	Q1	Q2	Q3	Q4				
CENTRAL SUBWAY PROJECT	2426	08-Jun-11 A	27-Sep-20																																								
Construction Phase	2426	08-Jun-11 A	27-Sep-20																																								
Construction Tunnels CN-1252	1518	08-Jun-11 A	15-May-15 A																																								
1252 Tunnel Contract BIH	1518	08-Jun-11 A	15-May-15 A																																								
Contract Milestones	1437	08-Jun-11 A	15-May-15 A																																								
General Conditions	1480	01-Aug-11 A	15-May-15 A																																								
4th & Bryant St TBM Launch Box Construction	686	30-Mar-12 A	02-Jun-14 A																																								
Moscone Station Headwalls	430	14-May-12 A	20-Sep-13 A																																								
UMS Station Headwalls	425	24-Jul-12 A	22-Nov-13 A																																								
UMS - Remove Geary to Ellis OCS	5	24-Jul-12 A	26-Jul-12 A																																								
UMS - Setup Traffic Control for Headwall Construction	1	30-Jul-12 A	30-Jul-12 A																																								
North Headwall	237	27-Feb-13 A	22-Nov-13 A																																								
South Headwall	404	31-Jul-12 A	22-Nov-13 A																																								
4th St and Market Compensation Grouting	707	28-Jan-13 A	30-Apr-15 A																																								
Southbound Tunneling	451	27-Apr-13 A	13-Oct-14 A																																								
Ellis St Compensation Grouting	561	31-Jul-12 A	09-May-14 A																																								
Green St Compensation Grouting	320	05-Aug-13 A	30-Jun-14 A																																								
Retrieval Shaft	1070	31-Oct-11 A	20-Mar-15 A																																								
Cross Passage 1-5	339	22-Mar-14 A	16-Apr-15 A																																								
Cross Passage 1	79	14-Jun-14 A	13-Sep-14 A																																								
Cross Passage 2	105	10-May-14 A	09-Sep-14 A																																								
Cross Passage 3	127	31-Mar-14 A	28-Aug-14 A																																								
Cross Passage 4	114	22-Mar-14 A	31-Jul-14 A																																								
Cross Passage 5	277	31-May-14 A	16-Apr-15 A																																								
Portal Structure	196	02-Sep-14 A	15-Apr-15 A																																								
Contract Close Out	307	03-Mar-14 A	15-May-15 A																																								
Construction CN-1300	1898	03-Jun-13 A	27-Sep-20																																								
CN- 1300 Milestone	1898	17-Jun-13 A	27-Sep-20																																								
Construction UMS Station P-1253	1835	17-Jun-13 A	30-Jun-20																																								
Construction CTS Station P-1254R	1835	17-Jun-13 A	30-Jun-20																																								
Construction YBM Station P-1255	1835	10-Jun-13 A	30-Jun-20																																								
Construction STS P-1256	1835	03-Jun-13 A	30-Jun-20																																								

Activity ID	Activity Name	Original Duration	Start	Finish	Total Float	2019				2020				2021
						Q3	Q4	Q1	Q2	Q3	Q4	Q1		
CENTRAL SUBWAY PROJECT														
Light Rail Vehicles														
Construction Phase														
Construction Support and Costs														
Construction STS P-1256 ATCS														
Construction STS P-XXXX Radio														
Construction CN-1300														
CN- 1300 Milestone														
No 13-Disp														
Construction UMS Station P-1253														
Preconstruction														
Engineering & Procurement														
Site Work / Utility Relocation														
Drilled Shafts														
Masonry														
Mechanical														
Surface Level														
All Levels														
Concourse Level														
UMS.22.11.0220	UMS_CN_Install Sump Pump	2	14-May-18 A	26-Sep-19	-125									
UMS.22.11.0160	UMS_CN_Install Floor Hydrants Concourse Level	2	26-Sep-19	27-Sep-19	-147									
UMS.23.74.0475	UMS_CN_Install Fan Coil Unit #12	5	06-Mar-19 A	30-Sep-19	-151									
UMS.23.74.0865	UMS_CN_Install Refrigerant Piping - FCU-#12 to Branch Selector Unit #12	5	13-Mar-19 A	01-Oct-19	-151									
UMS.23.34.0275	UMS_CN_Install HVAC Aux Comm Rm Supply Fan SF-007	2	26-Aug-19 A	01-Oct-19	-157									
UMS.23.34.285	UMS_CN_Install HVAC Elec Closet Supply Fan SF-004	2	26-Aug-19 A	01-Oct-19	-170									
UMS.22.13.0120	UMS_CN07 - Connect Surface Drainage to Existing 8" Sewer Lateral.	5	06-Mar-17 A	02-Oct-19	-177									
UMS.23.34.0295	UMS_CN_21 - Install HVAC Elec Closet Supply Fan SF-006	2	28-Aug-19 A	03-Oct-19	-170									
UMS.23.74.0535	UMS_CN_Install Fan Coil Unit #18	5	27-Feb-19 A	03-Oct-19	-173									
UMS.23.34.0305	UMS_CN_Install HVAC Elec Closet Supply Fan SF-005	2	30-Aug-19 A	07-Oct-19	-170									
UMS.23.31.0150	UMS_CN_Install HVAC - Misc Duct Concourse Level Sectors 3-6	5	07-Oct-19	11-Oct-19	-168									
UMS.21.12.0215	UMS_CN_Install DSP Drops & FHCs - Concourse Sector 3	4	22-Mar-19 A	15-Oct-19	-198									
UMS.22.11.0150	UMS_CN09_Install DCW - Sector 2	2	08-May-17 A	17-Oct-19	-159									
UMS.23.31.0235	UMS_CN_Install HVAC Exhaust Main EXF-001 to Exhaust Air Plenum	4	19-Jun-18 A	22-Oct-19	-211									
UMS.23.74.0945	UMS_CN_Install Refrigerant Rack Piping - ACCU's to Chase @ A/16	10	13-Nov-17 A	25-Oct-19	-192									
UMS.23.74.0755	UMS_CN_Install Refrigerant Piping - ACCU #1 to Branch Selector Unit #12	3	05-Mar-18 A	28-Oct-19	-167									
UMS.08.90.0360	UMS_Install Louvers For Vent Shaft @ Stair #1	5	28-Oct-19	01-Nov-19	-214									
UMS.21.12.0205	UMS_CN_Install DSP Drop & FHC - Concourse Sector 2	3	22-Mar-19 A	08-Nov-19	-206									
UMS.23.31.0335	UMS_CN_Install HVAC Exhaust Louver @ ACCU 1 & 2	5	04-Nov-19	08-Nov-19	-214									
UMS.21.12.0245	UMS_CN_Install DSP Drops & FHCs - Concourse Sector 4	6	11-Mar-19 A	18-Nov-19	-192									
UMS.23.31.0325	UMS_CN_Install HVAC Supply Louver @ - SF-002	10	12-Nov-19	25-Nov-19	-214									
UMS.21.12.0275	UMS_CN_Install DSP Drops & FHCs - Concourse Sector 5	4	04-Mar-19 A	03-Dec-19	-196									
UMS.21.12.0285	UMS_CN_Install DSP Drops & FHCs - Concourse Sector 6	4	11-Mar-19 A	09-Dec-19	-196									
UMS.23.31.0315	UMS_CN_Install HVAC Supply Main Plenum For Outside Air - SF-002	10	11-Mar-19 A	11-Dec-19	-214									
UMS.23.31.9995	UMS_CN_Startup & Test HVAC Supply Fan SF-001	5	09-Dec-19	13-Dec-19	-211									
UMS.23.31.9996	UMS_CN_Startup & Test HVAC Exhaust Fan EF-001	5	09-Dec-19	13-Dec-19	-211									
UMS.23.31.9997	UMS_CN_Startup & Test HVAC Exhaust Fan EF-002	5	09-Dec-19	13-Dec-19	-211									
UMS.23.73.9990	UMS_CN_Startup & Test Air Cooled Condensing Units #1-4	5	16-Dec-19	20-Dec-19	-221									
UMS.23.31.9990T	UMS_CN_Test HVAC - Concourse Level	7	27-Dec-19	06-Jan-20	-224									
UMS.23.31.9990B	UMS_CN_Balance HVAC - Concourse Level	7	12-Feb-20	20-Feb-20	-208									
Intermediate Strut Level														

Activity ID	Activity Name	Original Duration	Start	Finish	Total Float	2019					2020				2021
						Q3	Q4	Q1	Q2	Q3	Q4	Q1			
Mezzanine Level															
Platform Strut Level															
Platform Level															
Under Platform Level															
No 13-Level															
Electrical															
Surface Level															
All Levels															
Concourse Level															
Intermediate Strut Level															
Mezzanine Level															
UMS.27.51.0340	UMS_PL_Install: Comm: SSFD & Emerg Phone System Cabinets - Platform Level	5	12-Feb-19 A	03-Oct-19	-164										
UMS.26.05.1146	UMS_MZ_11 - Aux Elect Rm: Install - System Ground Bus	2	02-Jan-18 A	04-Oct-19	-173										
UMS.26.24.3030	UMS_MZ_11 - Aux Elect Rm: Termination - Elect Panel 3DHP5 (SEJ Pumps, T-13)	2	03-Oct-19	04-Oct-19	-171										
UMS.26.24.4490	UMS_MZ_11 - Aux Elect Rm: Install - Software Link - Panel LCP-M To Engineer's Office	2	03-Oct-19	04-Oct-19	-133										
UMS.26.24.4540	UMS_MZ_11 - Aux Elect Rm: Pull Feeder Cable - Elect Panel E3DP To E3-Comm (MZ05)	2	03-Oct-19	04-Oct-19	-176										
UMS.26.24.3050	UMS_MZ_11 - Aux Elect Rm: Termination - Elect Panel 3DHP3	2	03-Oct-19	04-Oct-19	-171										
UMS.26.24.3070	UMS_MZ_11 - Aux Elect Rm: Termination - Elect Panel 3DHP1	2	03-Oct-19	04-Oct-19	-171										
UMS.26.12.0790	UMS_MZ_11 - Aux Elect Rm: Install - Transformer T-13 & Disconnect Switch	1	07-Oct-19	07-Oct-19	-173										
UMS.26.24.3540	UMS_MZ_11 - Aux Elect Rm: Install Feeder Conduit - Elect Panel 3DHL to 4SHL (PL12))	5	08-Jan-18 A	08-Oct-19	-148										
UMS.26.24.3560	UMS_MZ_11 - Aux Elect Rm: Install Feeder Conduit - Elect Panel E3DHL To UE4SHL (PL12)	5	08-Jan-18 A	08-Oct-19	-181										
UMS.26.12.0800	UMS_MZ_11 - Aux Elect Rm: Terminations - Transformer T-5 & Disconnect Switch	1	08-Oct-19	08-Oct-19	-173										
UMS.26.24.3600	UMS_MZ_11 - Aux Elect Rm: Install Feeder Conduit - Elect Panel 3DHP5 To T13	1	08-Oct-19	08-Oct-19	-173										
UMS.34.05.0290	UMS_MZ Install Feeder Conduit: - NB Positive Feeder Gap Breaker Rm to PB-1 (Traction Power)	5	03-Oct-19	09-Oct-19	-197										
UMS.26.24.3550	UMS_MZ_11 - Aux Elect Rm: Install Feeder Conduit - Elect Panel E3DP To ES4P (PL12)	5	08-Mar-19 A	09-Oct-19	-184										
UMS.26.24.3570	UMS_MZ_11 - Aux Elect Rm: Install Feeder Conduit - Elect Panel 3DHP1 To T12 (PL12)	5	27-Aug-19 A	09-Oct-19	-178										
UMS.26.24.2510	UMS_MZ_11 - Aux Elect Rm: Terminations - Elect Panel 3P2	5	03-Oct-19	09-Oct-19	-176										
UMS.27.51.0350	UMS_PL_Install: Comm: SSFD & Emerg Phone System Raceway - Platform Level	5	10-Jul-17 A	10-Oct-19	-164										
UMS.27.51.0305	UMS_PSL_Install: Comm: SSFD & Emerg Phone System Cabinets - Platform Strut Level	1	10-Oct-19	10-Oct-19	-185										
UMS.26.24.4500	UMS_MZ_11 - Aux Elect Rm: Pull Feeder Cable - Elect Panel 3DHP1 To T12 (PL12)	2	10-Oct-19	11-Oct-19	-178										
UMS.26.24.3010	UMS_MZ_11 - Aux Elect Rm: Terminations - Elect Panel 3P2A	2	10-Oct-19	11-Oct-19	-176										
UMS.26.24.3630	UMS_MZ_11 - Aux Elect Rm: Install Feeder Conduit - Elect Panel 3DHP4 To Esc 4-6	3	09-Oct-19	11-Oct-19	-181										
UMS.27.51.0310	UMS_PSL_Install: Comm: SSFD & Emerg Phone System Raceway - Platform Strut Level	2	10-Jul-17 A	14-Oct-19	-185										
UMS.27.51.0360	UMS_PL_Comm: SSFD & Emerg Phone System Wire Pulls - Platform Level	2	28-Jan-19 A	14-Oct-19	-164										
UMS.27.51.0320	UMS_PSL_Comm: SSFD & Emerg Phone System Wire Pulls - Platform Strut Level	1	15-Oct-19	15-Oct-19	-185										
UMS.26.24.4520	UMS_MZ_11 - Aux Elect Rm: Pull Feeder Cable - Elect Panel 3DHL to 4SHL (PL12))	5	09-Oct-19	15-Oct-19	-148										
UMS.26.24.4560	UMS_MZ_11 - Aux Elect Rm: Pull Feeder Cable - Elect Panel E3DHL To UE4SHL (PL12)	5	09-Oct-19	15-Oct-19	-143										
UMS.26.24.3090	UMS_MZ_11 - Aux Elect Rm: Termination - Elect Panel 3HP1	2	14-Oct-19	15-Oct-19	-178										
UMS.27.51.0330	UMS_PSL_Comm: SSFD & Emerg Phone System Terminations - Platform Strut Level	1	16-Oct-19	16-Oct-19	-185										
UMS.26.24.4530	UMS_MZ_11 - Aux Elect Rm: Pull Feeder Cable - Elect Panel E3DP To ES4P (PL12)	5	10-Oct-19	16-Oct-19	-184										
UMS.28.16.0160	UMS_MZ_Install: Security: Intrusion Systems Mezzanine Level	15	08-Jan-18 A	21-Oct-19	-201										
UMS.34.05.0330	UMS_MZ Install Feeder Conduit: - SB Positive Feeder Gap Breaker Rm to PB-4 (Traction Power)	5	15-Oct-19	21-Oct-19	-200										
UMS.34.05.0320	UMS_MZ Install Feeder Conduit: - NB Positive Feeder Gap Breaker Rm to PB-3 (Traction Power)	5	15-Oct-19	21-Oct-19	-200										
UMS.26.24.4550	UMS_MZ_11 - Aux Elect Rm: Pull Feeder Cable - Elect Panel 3DHP4 To Esc 4-6	3	17-Oct-19	21-Oct-19	-184										
UMS.28.13.0160	UMS_MZ_Install: Security: Access Control System Mezzanine Level	15	08-Jan-18 A	22-Oct-19	-211										
UMS.26.24.2550	UMS_MZ_11 - Aux Elect Rm: Terminations - Elect Panel 3DHL	5	16-Oct-19	22-Oct-19	-148										
UMS.26.24.2500	UMS_MZ_11 - Aux Elect Rm: Terminations -3DHP4	2	22-Oct-19	23-Oct-19	-184										
UMS.26.24.2440	UMS_MZ_11 - Aux Elect Rm: Terminations - Elect Panel E3DP	5	17-Oct-19	23-Oct-19	-184										
UMS.26.24.2570	UMS_MZ_11 - Aux Elect Rm: Terminations - Elect Panel E3DHL	5	23-Oct-19	29-Oct-19	-148										
UMS.26.50.1245	UMS_MZ - Install - Conduit & Devices For Light Fixtures Sector 3 Mezz	2	12-Nov-18 A	01-Nov-19	-166										
UMS.26.50.1195	UMS_MZ - Install - Conduit & Devices For Light Fixtures Sector 4 Mezz	7	05-Nov-18 A	04-Nov-19	-166										

Activity ID	Activity Name	Original Duration	Start	Finish	Total Float	2019					2020				2021	
						Q3	Q4	Q1	Q2	Q3	Q4	Q1				
UMS.26.50.1265	UMS_MZ - Install - Wire Pulls for Light Fixtures - Sector 3 Mezz	1	01-Nov-19	04-Nov-19	-147											
UMS.26.50.1285	UMS_MZ - Hang Light Fixtures & Terminate Sector 3 Mezz	2	24-Jul-19 A	06-Nov-19	-147											
UMS.26.50.1205	UMS_MZ - Install - Wire Pulls for Light Fixtures - Sector 4 Mezz	2	04-Nov-19	06-Nov-19	-154											
UMS.28.20.0100	UMS_MZ_Install: Security: CCTV System Cameras & Raceway Mezzanine Level	14	08-Jan-18 A	12-Nov-19	-201											
UMS.26.50.1135	UMS_MZ - Install - Conduit & Devices For Light Fixtures Sector 5 Mezz	7	05-Nov-18 A	14-Nov-19	-166											
UMS.26.50.1155	UMS_MZ - Install - Wire Pulls for Light Fixtures - Sector 5 Mezz	2	14-Nov-19	18-Nov-19	-166											
UMS.26.50.1215	UMS_MZ - Hang Light Fixtures & Terminate Sector 4 Mezz	7	24-Jul-19 A	18-Nov-19	-154											
UMS.27.51.0270	UMS_CN_Install: Comm: SSFD & Emerg Phone System Cabinets - Concourse Level	4	10-Dec-18 A	18-Nov-19	-202											
UMS.27.51.0210	UMS_MZ_Install: Comm: Public Address System Mezzanine Level	15	05-Nov-18 A	21-Nov-19	-161											
UMS.28.20.5050	UMS_MZ_Security: CCTV System Pull Wire & Terminate Cameras Mezzanine Level	10	13-Nov-19	26-Nov-19	-201											
UMS.26.50.1165	UMS_MZ - Hang Light Fixtures & Terminate Sector 5 Mezz	7	24-Jul-19 A	27-Nov-19	-166											
UMS.27.51.0280	UMS_CN_Install: Comm: SSFD & Emerg Phone System Raceway - Concourse Level	10	18-Jun-18 A	04-Dec-19	-202											
UMS.27.51.0290	UMS_CN_Comm: SSFD & Emerg Phone System Wire Pulls - Concourse Level	3	04-Dec-19	06-Dec-19	-202											
UMS.27.51.0300	UMS_CN_Comm: SSFD & Emerg Phone System Terminations - Concourse Level	2	09-Dec-19	10-Dec-19	-202											
UMS.27.51.0370	UMS_PL_Comm: SSFD & Emerg Phone System Terminations - Platform Level	3	04-Feb-19 A	13-Dec-19	-202											
UMS.26.24.2580	UMS_MZ_11 - Aux Elect Rm: Energize Power Panels	1	16-Dec-19	16-Dec-19	-218											
UMS.28.20.9985	UMS_CN_Startup & Test: Security: CCTV System Mezzanine Level	5	11-Dec-19	17-Dec-19	-199											
UMS.28.20.9965	UMS_Mz_Startup & Test: Security: CCTV System Mezzanine Level	5	13-Dec-19	19-Dec-19	-201											
UMS.26.24.2540	UMS_MZ_11 - Aux Elect Rm: Terminations - Elect Panel LCP-M	2	24-Dec-19	26-Dec-19	-186											
UMS.26.24.4510	UMS_MZ_11 - Aux Elect Rm: Energize Lighting Panels	1	27-Dec-19	27-Dec-19	-186											
UMS.26.50.9910	UMS_MZ_Electrical - Test Lighting Systems & Lighting Control Systems Mezzanine Level	10	30-Dec-19	10-Jan-20	-186											
UMS.28.31.0160	UMS_MZ Install Security: Addressable Fire Alarm System Mezzanine Level	15	04-Jun-18 A	21-Jan-20	-187											
UMS.28.31.9620	UMS_MZ_Safety & Security - Testing - Fire Alarm System Mezzanine Level	2	22-Jan-20	23-Jan-20	-187											
UMS.27.51.9820	UMS_MZ_Startup & Test: Comm: Public Address System Mezzanine Level	2	06-Feb-20	07-Feb-20	-198											
Platform Level		376	10-Jul-17 A	11-Feb-20	-205											
No 13-Level		13	24-Oct-19	12-Nov-19	-189											
Electrical - Transportation		292	29-Mar-18 A	11-Dec-19	-186											
Architectural Finishes		505	03-Jan-17 A	19-Feb-20	-208											
Conveyances		257	03-Dec-18 A	14-Jan-20	-178											
Stairs		282	06-Aug-18 A	07-Feb-20	-206											
Startup & Testing		40	23-Jan-20	18-Mar-20	-224											
No 13-Disp		1726	09-Jan-14 A	29-Jun-20	64											
Construction CTS Station P-1254R		1687	13-Nov-13 A	30-Jun-20	63											
Preconstruction		15	27-Aug-18 A	16-Oct-19	-118											
Site Work / Utility Relocation		1557	13-Nov-13 A	31-Jan-20	170											
Excavation & Support		16	27-May-19 A	03-Oct-19	-204											
Concrete/Shotcrete		139	24-May-19 A	22-Jan-20	-199											
Structural Steel		10	11-Dec-19	24-Dec-19	-191											
Masonry		71	26-Jul-19 A	18-Nov-19	-204											
Mechanical		302	05-Mar-18 A	13-Jan-20	-184											
Misc Metal		131	27-May-19 A	07-Feb-20	-197											
Electrical		296	09-Apr-18 A	07-Feb-20	-203											
Entrance Roof Level		18	20-Dec-19	15-Jan-20	-217											
Surface Level		90	13-May-19 A	27-Jan-20	-187											
Upper Mezz Level		283	09-Apr-18 A	03-Feb-20	-207											
Lower Mezz Level		143	04-Mar-19 A	07-Feb-20	-201											
Concourse Level		248	08-Oct-18 A	07-Jan-20	-188											
Platform Level		259	07-May-18 A	09-Jan-20	-183											
CTS.26.50.235	CTS_PL 20 - Stair 5: Install - Conduit & Boxes For Light Fixtures	2	13-May-19 A	01-Oct-19	-154											
CTS.26.50.250	CTS_PL 12 - Train Control Rm: Install - Conduit Back To LMZ Control Rm	4	27-Sep-19	02-Oct-19	-138											
CTS.26.50.390	CTS_PL 20 - Stair 5: Pull Wire & Set Light Fixtures	2	02-Oct-19	03-Oct-19	-154											

Activity ID	Activity Name	Original Duration	Start	Finish	Total Float	2019					2020				2021	
						Q3	Q4	Q1	Q2	Q3	Q4	Q1				
CTS.26.50.255	CTS_PL 18 - Main Elect Rm: Install - Conduit & Boxes For Light Fixtures	5	26-Aug-19 A	04-Oct-19	-160											
CTS.26.50.165	CTS_PL 06 - Stair 5A: Install - Conduit & Devices for Lighting	2	16-May-19 A	04-Oct-19	-113											
CTS.26.50.180	CTS_PL 09 - Aux Comm Rm: Install - Conduit & Devices For Lighting	2	03-Oct-19	04-Oct-19	-192											
CTS.26.50.190	CTS_PL 18 - Main Elect Rm: Install - Conduit & Boxes for Light Switches\Sensors	5	26-Aug-19 A	04-Oct-19	-160											
CTS.26.50.195	CTS_PL 15 - Traction Power Rm: Install - Conduit & Devices for Lighting	5	30-Sep-19	04-Oct-19	-226											
CTS.26.50.325	CTS_PL 09 - Aux Comm Rm: Pull Wire- Lighting	1	07-Oct-19	07-Oct-19	-192											
CTS.26.50.230	CTS_PL 06 - Stair 5A: Install - Hang Light Fixtures & Terminate	2	07-Oct-19	08-Oct-19	-113											
CTS.26.50.400	CTS_PL 09 - Aux Comm Rm: Hang Fixtures & Terminate	1	08-Oct-19	08-Oct-19	-192											
CTS.26.50.350	CTS_PL 15 - Traction Power Rm: Pull Wire - Lighting	2	07-Oct-19	08-Oct-19	-226											
CTS.34.22.210	CTS_PL_Pull Cable & Terminate NB Positive Feeder Box PS03 to PS06 (Traction Power)	1	08-Oct-19	09-Oct-19	-181											
CTS.26.50.415	CTS_PL 15 - Traction Power Rm: Hang Light Fixtures & Terminate	2	09-Oct-19	10-Oct-19	-226											
CTS.26.50.300	CTS_PL 16 - TP Substation Rm: Install - Conduit & Boxes For Light Fixtures	4	07-Oct-19	10-Oct-19	-164											
CTS.26.50.290	CTS_PL 16 - TP Substation Rm: Install - Conduit & Boxes for Light Switches\Sensors	4	07-Oct-19	10-Oct-19	-164											
CTS.26.50.410	CTS_PL 18 - Main Elect Rm: Pull Wire & Set Light Fixtures	5	03-Sep-19 A	11-Oct-19	-160											
CTS.26.50.345	CTS_PL 18 - Main Elect Rm: Pull Wire & Set Light Switches\Sensors	5	07-Oct-19	11-Oct-19	-160											
CTS.26.50.200	CTS_PL 17 - Corridor: Install - Conduit & Devices for Lighting	2	11-Oct-19	14-Oct-19	-174											
CTS.26.50.210	CTS_PL 21 - Aux Elect Rm: Install - Conduit & Devices for Lighting	2	11-Oct-19	14-Oct-19	-191											
CTS.26.50.365	CTS_PL 21 - Aux Elect Rm: Pull Wire- Lighting	0	15-Oct-19	15-Oct-19	-191											
CTS.26.50.170	CTS_PL 20 - Stair 5: Install - Conduit & Boxes for Light Switches\Sensors	2	06-May-19 A	15-Oct-19	-164											
CTS.26.50.355	CTS_PL 17 - Corridor: Pull Wire - Lighting	1	15-Oct-19	15-Oct-19	-174											
CTS.26.50.160	CTS_PL 03 - Aux Elect Rm: Install - Conduit & Devices For Lighting	2	14-Oct-19	15-Oct-19	-176											
CTS.34.05.160	CTS_PL_Install Conduit SB Positive Feeder Box PS01 to PS05 (Traction Power)	5	06-May-19 A	16-Oct-19	-197											
CTS.34.22.220	CTS_PL_Pull Cable & Terminate NB Positive Feeder Box PS03 to PS09 (Traction Power)	2	14-Oct-19	16-Oct-19	-186											
CTS.26.50.430	CTS_PL 21 - Aux Elect Rm: Hang Light Fixtures & Terminate	2	15-Oct-19	16-Oct-19	-191											
CTS.26.11.155	CTS_PL 18 - Main Elect Rm: Install Pull Boxes PB1 & PB2	5	11-Oct-19	17-Oct-19	-206											
CTS.26.50.450	CTS_PL 16 - TP Substation Rm: Pull Wire & Set Light Fixtures	5	11-Oct-19	17-Oct-19	-164											
CTS.26.50.420	CTS_PL 17 - Corridor: Hang Light Fixtures & Terminate	2	16-Oct-19	17-Oct-19	-174											
CTS.26.11.950	CTS_PL 18 - Main Elect Rm: Install Pull Boxes PB1 & PB2	5	11-Oct-19	17-Oct-19	-206											
CTS.26.50.305	CTS_PL 03 - Aux Elect Rm: Pull Wire - Lighting	2	16-Oct-19	17-Oct-19	-176											
CTS.26.50.315	CTS_PL 20 - Stair 5: Pull Wire & Set Light Switches\Sensors	2	16-Oct-19	17-Oct-19	-164											
CTS.26.50.445	CTS_PL 16 - TP Substation Rm: Pull Wire & Set Light Switches\Sensors	5	11-Oct-19	17-Oct-19	-164											
CTS.34.2.240	CTS_PL_Pull Cable & Terminate SB Positive Feeder Box PS01 to PS05 (Traction Power)	2	16-Oct-19	18-Oct-19	-188											
CTS.26.50.220	CTS_PL 04 - Stair 4: Install - Conduit & Devices for Lighting	2	06-May-19 A	18-Oct-19	-175											
CTS.26.50.380	CTS_PL 03 - Aux Elect Rm: Hang Light Fixtures & Terminate	1	18-Oct-19	18-Oct-19	-176											
CTS.26.50.375	CTS_PL 04 - Stair 4: Pull Wire - Lighting	2	21-Oct-19	22-Oct-19	-175											
CTS.26.50.265	CTS_PL 17 - Corridor: Install - Alarms & Card Readers	2	21-Oct-19	22-Oct-19	-152											
CTS.34.05.170	CTS_PL_Install Conduit SB Positive Feeder Box PS01 to PS07 (Traction Power)	5	13-May-19 A	23-Oct-19	-197											
CTS.34.22.230	CTS_PL_Pull Cable & Terminate NB Positive Feeder Box PS04 to PS10 (Traction Power)	2	21-Oct-19	23-Oct-19	-191											
CTS.26.05.200	CTS_PL 18 - Protective Device Settings - 12.47kV to 480v Connection	5	17-Oct-19	23-Oct-19	-191											
CTS.26.50.440	CTS_PL 04 - Stair 4: Hang Light Fixtures & Terminate	1	23-Oct-19	23-Oct-19	-175											
CTS.26.11.215	CTS_PL 18 - Main Elect Rm:Install Conduit Substations SG1 & SG2 To Chase @ Col 2.0	5	19-Aug-19 A	23-Oct-19	-190											
CTS.28.31.132	CTS_PL 17 - Corridor - Install - Fire Alarm Clean Agent Control Panel	5	18-Oct-19	24-Oct-19	-174											
CTS.34.22.250	CTS_PL_Pull Cable & Terminate SB Positive Feeder Box PS01 to PS07 (Traction Power)	2	23-Oct-19	25-Oct-19	-193											
CTS.26.11.165	CTS_PL 18 - Main Elect Rm: Install Conduit From Pull Boxes PB1 & PB2 to Substations	7	18-Oct-19	28-Oct-19	-206											
CTS.34.05.180	CTS_PL_Install:Conduit SB Positive Feeder Box PS02 to PS08 (Traction Power)	4	13-May-19 A	29-Oct-19	-197											
CTS.26.24.225	CTS_PL 03 - Aux Elect Rm: Install - Panelboard 5NP (Ad Panels)	2	29-Oct-19	30-Oct-19	-181											
CTS.34.22.260	CTS_PL_Pull Cable & Terminate SB Positive Feeder Box PS02 to PS08 (Traction Power)	2	29-Oct-19	31-Oct-19	-197											
CTS.28.31.133	CTS_PL 17 - Corridor - Install - Fire Alarm Preaction Cabinet	5	25-Oct-19	31-Oct-19	-174											
CTS.26.24.230	CTS_PL 03 - Aux Elect Rm: Install - Panelboard 5NHL (Spare Powe)	2	31-Oct-19	01-Nov-19	-178											
CTS.26.50.175	CTS_PL 19 - Sewage Ejector Rm: Install - Conduit & Device for Lighting	2	31-Oct-19	01-Nov-19	-187											

Activity ID	Activity Name	Original Duration	Start	Finish	Total Float	2019					2020				2021	
						Q3	Q4	Q1	Q2	Q3	Q4	Q1				
CTS.26.05.505	CTS_PL 08 - Mens Restroom: Install Conduit & Boxes for Receptacles	5	14-Jan-19 A	01-Nov-19	-216											
CTS.26.11.175	CTS_PL 18 - Main Elect Rm: Install Conduit From Pull Boxes PB1 & PB2 To Surface Via Chase	5	29-Oct-19	04-Nov-19	-206											
CTS.26.11.205	CTS_PL 18 - Main Elect Rm: Install Conduit Substations SG1 & SG2 To A/C TPSS Equipment	5	19-Aug-19 A	04-Nov-19	-204											
CTS.26.11.245	CTS_PL 18 - Main Elect Rm: Pull & Terminate Cable Substations SG1 & SG2 To Substation DS1 & DS2	5	29-Oct-19	04-Nov-19	-199											
CTS.28.31.131	CTS_PL 09 - Aux Comm Rm: Install - Fire Alarm Control Panel - Sector 3	5	07-May-18 A	05-Nov-19	-205											
CTS.28.31.142	CTS_PL 09 - Aux Comm Rm: Install - Fire Alarm Terminal Cabinet - Sector 3	4	31-Oct-19	05-Nov-19	-205											
CTS.26.11.225	CTS_PL 18 - Main Elect Rm: Install Riser Conduit In Chase @ Col 2.0 To Surface	5	07-Jan-19 A	05-Nov-19	-199											
CTS.26.05.500	CTS_PL 07 - Womens Restroom: Install Conduit & Boxes for Receptacles	5	07-Jan-19 A	05-Nov-19	-212											
CTS.26.50.320	CTS_PL 19 - Sewage Ejector Rm: Pull Wire Lighting	2	04-Nov-19	05-Nov-19	-187											
CTS.26.24.235	CTS_PL 03 - Aux Elect Rm: Install - Panelboard E5NP (FSD, Deluge, Emerg Blu Ltg)	2	04-Nov-19	05-Nov-19	-175											
CTS.26.50.395	CTS_PL 19 - Sewage Ejector Rm: Hang Light Fixtures & Terminate	1	06-Nov-19	06-Nov-19	-187											
CTS.26.24.255	CTS_PL 03 - Aux Elect Rm: Terminations - Panelboard 5NP (Ad Panels)	5	31-Oct-19	06-Nov-19	-181											
CTS.26.24.240	CTS_PL 03 - Aux Elect Rm: Install - Panelboard E5NHL (Emerg Ltg Stair 4)	2	06-Nov-19	07-Nov-19	-173											
CTS.26.24.160	CTS_PL 21 - Aux Elect Rm: Install - Elect Panel LCP-5 - Sector 3 (Lighting Control)	2	06-Nov-19	07-Nov-19	-186											
CTS.26.50.460	CTS_PL 08 - Mens Restroom: Install - Conduit & Boxes For Light Fixtures	5	04-Nov-19	08-Nov-19	-216											
CTS.26.11.235	CTS_PL 18 - Main Elect Rm: Pull & Terminate Power Cable Substations SG1 To A/C TPSS Equip	5	05-Nov-19	12-Nov-19	-204											
CTS.26.12.245	CTS_PL 03 - Aux Elect Rm: Install - Transformer T-5 & Disconnect Switch	2	08-Nov-19	12-Nov-19	-173											
CTS.28.31.134	CTS_PL 19 - Sewage Ejector Rm: Install - FA Preaction Cabinet - Sector 3	4	07-Nov-19	13-Nov-19	-187											
CTS.28.20.148	CTS_PL 09 - Aux Comm Rm: Install - CCTV Rack Cabinet - Sector 3	5	06-Nov-19	13-Nov-19	-199											
CTS.26.50.455	CTS_PL 07 - Womens Restroom: Install - Conduit & Boxes For Light Fixtures	5	06-Nov-19	13-Nov-19	-212											
CTS.26.11.915	CTS_PL 18 - Main Elect Rm: Wire Pulls - Riser In Chase @ Col 2.0 To Surface	5	06-Nov-19	13-Nov-19	-199											
CTS.26.24.170	CTS_PL 21 - Aux Elect Rm: Terminations - Elect Panel E5SHL - Sector 3 (Emerg Ltg)	5	06-Nov-19	13-Nov-19	-204											
CTS.26.11.185	CTS_PL 18 - Main Elect Rm: Pull & Terminate Main Feeders From PG&E Feeder Connection	7	05-Nov-19	14-Nov-19	-206											
CTS.26.24.260	CTS_PL 03 - Aux Elect Rm: Terminations - Panelboard 5NHL (Spare Powe)	5	07-Nov-19	14-Nov-19	-181											
CTS.28.31.135	CTS_PL 19 - Sewage Ejector Rm: Install - FA Clean Agent Control Panel - Sector 3	5	14-Nov-19	20-Nov-19	-187											
CTS.28.20.525	CTS_PL 09 - Aux Comm Rm: Install - Telephone Rack Cabinet - Sector 3	5	14-Nov-19	20-Nov-19	-198											
CTS.26.24.175	CTS_PL 21 - Aux Elect Rm: Terminations - Elect Panel E5SP - Sector 3 (Deluge, Tele, CCTV, FSD)	5	14-Nov-19	20-Nov-19	-204											
CTS.26.50.215	CTS_PL 02 - Fire Equip Rm: Install - Conduit & Devices for Lighting	5	15-Nov-19	21-Nov-19	-198											
CTS.26.11.900	CTS_PL 18 - Main Elect Rm: Energize Main Substation SG1 & SG2	5	15-Nov-19	21-Nov-19	-206											
CTS.26.11.905	CTS_PL 18 - Main Elect Rm: Energize Substation DS1 & DS2	5	15-Nov-19	21-Nov-19	-200											
CTS.26.24.265	CTS_PL 03 - Aux Elect Rm: Terminations - Panelboard E5NP (FSD, Deluge, Emerg Blu Ltg)	5	15-Nov-19	21-Nov-19	-181											
CTS.26.50.1115	CTS_PL 09 - Aux Comm Rm: Wire Pulls to - Fire Alarm Cabinets	10	12-Nov-19	25-Nov-19	-205											
CTS.26.24.270	CTS_PL 03 - Aux Elect Rm: Terminations - Panelboard E5NHL (Emerg Ltg Stair 4)	2	22-Nov-19	25-Nov-19	-181											
CTS.26.12.275	CTS_PL 03 - Aux Elect Rm: Terminations - Transformer T-5 & Disconnect Switch	1	26-Nov-19	26-Nov-19	-181											
CTS.28.20.535	CTS_PL 09 - Aux Comm Rm: Install - PA Remote Panel - Sector 3	5	21-Nov-19	27-Nov-19	-198											
CTS.26.24.180	CTS_PL 21 - Aux Elect Rm: Terminations - Elect Panel 5SP - Sector 3 (Digital Ads, Rcpt)	5	21-Nov-19	27-Nov-19	-204											
CTS.26.50.370	CTS_PL 02 - Fire Equip Rm: Pull Wire - Lighting	5	22-Nov-19	02-Dec-19	-198											
CTS.26.50.1125	CTS_PL 09 - Aux Comm Rm: Wire Pulls to - CCTV Cabinet	10	18-Nov-19	03-Dec-19	-199											
CTS.26.50.1195	CTS_Station Platform South: Install - Linear Lighting Box Sector 3	10	20-Nov-19	05-Dec-19	-198											
CTS.26.24.185	CTS_PL 21 - Aux Elect Rm: Terminations - Elect Panel 5SHL - Sector 3 (Public Ltg, Water Heater)	5	02-Dec-19	06-Dec-19	-204											
CTS.26.50.435	CTS_PL 02 - Fire Equip Rm: Hang Light Fixtures & Terminate	5	03-Dec-19	09-Dec-19	-198											
CTS.26.50.465	CTS_PL 07 - Womens Restroom: Pull Wire & Set Light Fixtures	5	03-Dec-19	09-Dec-19	-211											
CTS.26.50.1155	CTS_PL 09 - Aux Comm Rm: Terminations - Fire Alarm Cabinets	10	26-Nov-19	11-Dec-19	-205											
CTS.26.50.1135	CTS_PL 09 - Aux Comm Rm: Wire Pulls to - Telephone Cabinet	10	27-Nov-19	12-Dec-19	-196											
CTS.26.24.190	CTS_PL 21 - Aux Elect Rm: Terminations - Elect Panel LCP-5 - Sector 3 (Lighting Control)	5	09-Dec-19	13-Dec-19	-204											
CTS.26.50.1145	CTS_PL 09 - Aux Comm Rm: Wire Pulls - P.A. Cabinet	9	04-Dec-19	16-Dec-19	-198											
CTS.26.12.195	CTS_PL 21 - Aux Elect Rm: Terminations - Transformer T-9 & Disconnect Switch - Sector 3	1	16-Dec-19	16-Dec-19	-204											
CTS.26.24.925	CTS_PL 21 - Aux Elect Rm: Energize Panels - Sector 3	1	17-Dec-19	17-Dec-19	-204											
CTS.26.50.470	CTS_PL 08 - Mens Restroom: Pull Wire & Set Light Fixtures	5	17-Dec-19	23-Dec-19	-222											
CTS.26.50.1215	CTS_Station Platform South: Install - Linear Lighting Box Sector 1	10	12-Dec-19	26-Dec-19	-199											

Activity ID	Activity Name	Original Duration	Start	Finish	Total Float	2019					2020				2021	
						Q3	Q4	Q1	Q2	Q3	Q4	Q1				
CTS.26.50.1165	CTS_PL 09 - Aux Comm Rm: Terminations -CCTV Cabinets	10	12-Dec-19	26-Dec-19	-205											
CTS.26.50.270	CTS_PL 14 - Emerg Equip Rm: Install - Lighting	5	23-Dec-19	30-Dec-19	-169											
CTS.26.50.475	CTS_PL 07 - Womens Restroom: Install - Electric Light Fixtures	5	24-Dec-19	31-Dec-19	-216											
CTS.34.21.915	CTS_PL 18 - Main Elect Rm: Energize A/C TPSS Equipment	5	24-Dec-19	31-Dec-19	-226											
CTS.26.50.480	CTS_PL 08 - Mens Restroom: Install - Electric Light Fixtures	5	01-Jan-20	07-Jan-20	-222											
CTS.34.21.935	CTS_PL 18 - Main Elect Rm: Energize DC TPSS Equipment	5	01-Jan-20	07-Jan-20	-226											
CTS.26.50.1205	CTS_PL Station Platform South: Install - Linear Lighting Box Sector 2	9	30-Dec-19	09-Jan-20	-202											
CTS.26.50.1175	CTS_PL 09 - Aux Comm Rm: Terminations - Telephone Cabinets	10	27-Dec-19	09-Jan-20	-205											
CTS.26.50.1185	CTS_PL 09 - Aux Comm Rm: Terminations - P.A. Cabinet	10	27-Dec-19	09-Jan-20	-205											
Under Platform Level		225	07-May-18 A	25-Nov-19	-190											
Electrical - Transportation		57	01-Oct-19	23-Dec-19	-216											
Architectual Finishes		234	25-Feb-19 A	17-Feb-20	-192											
Conveyances		91	31-May-19 A	21-Jan-20	178											
Startup & Testing		30	05-Feb-20	17-Mar-20	-223											
No 13-Disp		1687	24-Feb-14 A	30-Jun-20	63											
Construction YBM Station P-1255		1656	10-Jul-14 A	29-Jun-20	64											
Preconstruction		15	27-Aug-18 A	16-Oct-19	-118											
Excavation & Support		1	25-Apr-16 A	19-Nov-19	-165											
Concrete/Shotcrete		514	12-Dec-17 A	10-Dec-19	-169											
Electrical		205	11-Feb-19 A	16-Dec-19	-204											
Concourse Level		22	13-Nov-19	16-Dec-19	-198											
Mezzanine Level		187	11-Feb-19 A	26-Nov-19	-186											
Platform Level		166	04-Mar-19 A	19-Nov-19	-185											
YBM.26.24.1180	YBM_PL 106 - Aux Elect Rm: Terminations - Panelboard LCP-1N (Lighting Control)	3	26-Sep-19	30-Sep-19	-147											
YBM.26.24.1100	YBM_PL 106 - Aux Elect Rm: Terminations - Panelboard 1NHL	3	04-Mar-19 A	07-Oct-19	-155											
YBM.26.24.1130	YBM_PL 106 - Aux Elect Rm: Terminations - Panelboard E1NHL	3	04-Mar-19 A	10-Oct-19	-155											
YBM.26.24.1430	YBM_PL 207 - Aux Elect Rm: Terminations - Panelboard LCP-1S	3	17-Oct-19	21-Oct-19	-162											
YBM.34.22.0320	YBM_PL 001_Terminate NB Cable Positive Feeder Box PS05 (From PB-02)	2	01-Nov-19	04-Nov-19	-189											
YBM.34.22.0300	YBM_PL 001_Terminate SB Cable - Positive Feeder Box PS06 (From PB-01)	2	05-Nov-19	06-Nov-19	-191											
YBM.34.22.0280	YBM_PL 001_Terminate SB Cable - Positive Feeder Box PS02 to PS06	2	07-Nov-19	08-Nov-19	-193											
YBM.34.22.0310	YBM_PL 001_Terminate NB Cable - Positive Feeder Box PS01 (From PB-02)	2	12-Nov-19	13-Nov-19	-195											
YBM.26.24.1570	YBM_PL 106 - Energize Aux Elect Rm Panelboards	1	13-Nov-19	13-Nov-19	-177											
YBM.26.11.0961	YBM_PL 207 - Aux Elect Rm: Energize Panelboards	1	13-Nov-19	13-Nov-19	-177											
YBM.34.22.0290	YBM_PL 001_Terminate NB Cable - Positive Feeder Box PS01 to PS04	2	14-Nov-19	15-Nov-19	-197											
YBM.34.22.0250	YBM_PL 001_Terminate SB Cable - Positive Feeder Box PS03 (From PB-01)	2	18-Nov-19	19-Nov-19	-199											
Under Platform Level		46	26-Sep-19	03-Dec-19	-189											
Electrical - Transportation		136	28-May-19 A	20-Nov-19	-186											
Conveyances		467	10-Jan-18 A	19-Dec-19	-201											
All Levels		467	10-Jan-18 A	19-Dec-19	-201											
YBM.14.21.115	Install Elevators #1, 2	15	10-Jan-18 A	30-Sep-19	-162											
YBM.14.31.137	Electrical/ Terminate Escalator #1,2 from Platform to Concourse Level	10	27-Sep-19	11-Oct-19	-165											
YBM.14.31.167	Assemble/ Install Escalator #3,4 from Concourse to SurfaceLevel	14	20-Aug-18 A	15-Oct-19	-178											
YBM.14.21.145	Install Elevators #3, 4	30	26-Sep-19	06-Nov-19	-192											
YBM.14.31.177	Electrical/ Terminate Escalator #3,4 from Concourse to Surface Level	10	24-Oct-19	07-Nov-19	-178											
YBM.14.31.207	Startup & Test Escalator #3,4 from Concourse to Surface Level	5	13-Nov-19	19-Nov-19	-181											
YBM.14.31.197	Startup & Test Escalator #1,2 from Platform to Concourse Level	10	13-Nov-19	26-Nov-19	-186											
YBM.14.21.125	Startup & Test Elevators #1, 2	5	13-Dec-19	19-Dec-19	-201											
YBM.14.21.155	Startup & Test Elevators #3, 4	5	13-Dec-19	19-Dec-19	-201											
Startup & Testing		40	08-Jan-20	03-Mar-20	-213											
No 13-Disp		1633	10-Jul-14 A	29-Jun-20	64											
Construction STS P-1256		1669	09-Jan-14 A	29-Jun-20	64											

Activity ID	Activity Name	Original Duration	Start	Finish	Total Float	2019					2020				2021
						Q3	Q4	Q1	Q2	Q3	Q4	Q1			
Preconstruction															
Concrete/Shotcrete															
Tunnel Concrete															
Platform Level															
STS.21.12.410	STS_Install NB Tunnel Walkway Deluge Piping - Tunnel Portal	3	27-May-19 A	26-Sep-19	-177										
STS.03.30.137S	STS_F/R/P SB Tunnel Walkway 2nd Lift & Wire Duct Union Square to China Town 2,422 LF	10	07-May-19 A	26-Sep-19	-180										
STS.21.12.330	STS_Install SB Tunnel Walkway Deluge Piping - Moscone to Union Square - 1,950 LF	7	02-Aug-18 A	27-Sep-19	-175										
STS.22.15.530	STS_Install Ground Hydrants 4th/Brannan Station	3	22-Jan-18 A	30-Sep-19	-121										
STS.21.12.350	STS_Install SB Tunnel Walkway Deluge Piping - Chinatown Station to North Limit	3	26-Sep-19	30-Sep-19	-165										
STS.05.52.180	STS_Install Handrails - Chinatown Station / Tunnel Interface	3	26-Sep-19	30-Sep-19	-159										
STS.05.52.190	STS_Install Handrails - Chinatown Crossover / Tunnel Interface	3	26-Sep-19	30-Sep-19	-159										
STS.21.12.400	STS_Install NB Tunnel Walkway Deluge Piping - Chinatown Station to North Limit	3	26-Aug-19 A	30-Sep-19	-162										
STS.05.52.0130	STS_Install NB Tunnel Walkway Handrails - Chinatown Station to North Limit	3	26-Sep-19	30-Sep-19	-159										
STS.05.52.0170	STS_Install SB Tunnel Walkway Handrails - Chinatown Station to North Limit	3	26-Sep-19	30-Sep-19	-159										
STS.07.80.0220	STS_Install NB Tunnel Walkway ARS Fire Blanket - Tunnel Portal	3	26-Sep-19	01-Oct-19	-177										
STS.05.52.0135	STS_Install NB Tunnel Walkway Handrails - Tunnel Portal NB	5	26-Sep-19	02-Oct-19	-161										
STS.21.12.320	STS_Install SB Tunnel Walkway Deluge Piping - Union Square to China Town 2,422 LF	8	30-Jul-19 A	03-Oct-19	-173										
STS.07.80.0260	STS_Install SB Tunnel Walkway ARS Fire Blanket - Chinatown Station to North Limit	3	01-Oct-19	03-Oct-19	-165										
STS.07.80.0210	STS_Install NB Tunnel Walkway ARS Fire Blanket - Chinatown Station to North Limit	3	01-Oct-19	03-Oct-19	-162										
STS.05.52.0120	STS_Install NB Tunnel Walkway Handrails - Portal to Moscone 1,300 LF	7	26-Sep-19	04-Oct-19	-163										
STS.07.80.0200	STS_Install NB Tunnel Walkway ARS Fire Blanket - Portal to Moscone 1,300 LF	5	01-Oct-19	08-Oct-19	-164										
STS.07.80.0240	STS_Install SB Tunnel Walkway ARS Fire Blanket - Moscone to Union Square - 1,950 LF	7	27-Sep-19	08-Oct-19	-175										
STS.05.52.0150	STS_Install SB Tunnel Walkway Handrails - Moscone to Union Square - 1,950 LF	10	26-Sep-19	09-Oct-19	-166										
STS.05.52.0100	STS_Install NB Tunnel Walkway Handrails - Union Square to China Town 2,422 LF	12	26-Sep-19	11-Oct-19	-168										
STS.05.52.0140	STS_Install SB Tunnel Walkway Handrails - Union Square to China Town 2,422 LF	12	27-Sep-19	14-Oct-19	-169										
STS.07.80.0230	STS_Install SB Tunnel Walkway ARS Fire Blanket - Union Square to China Town 2,422 LF	8	03-Oct-19	15-Oct-19	-173										
STS.22.16.590	STS_Install SB Tunnel Walkway ARS Fire Blanket Metal Cover - Tunnel Portal	3	14-Oct-19	16-Oct-19	-186										
STS.05.53.530	STS_Install NB Tunnel Drain Metal Grating - Moscone to Union Square - 1,950 LF	7	18-Mar-19 A	17-Oct-19	-190										
STS.05.52.260	STS_Install "In-Between" Car Barrier - 4th/Brannan Station	10	04-Oct-19	17-Oct-19	-134										
STS.21.12.360	STS_Install SB Tunnel Walkway Deluge Piping - Tunnel Portal	3	26-Apr-18 A	18-Oct-19	-196										
STS.05.52.200	STS_Install Handrails - Union Square Station / Tunnel Interface	3	17-Oct-19	21-Oct-19	-174										
STS.05.52.210	STS_Install Handrails - Moscone Station / Tunnel Interface	3	17-Oct-19	21-Oct-19	-174										
STS.05.53.600	STS_Install SB Tunnel Drain Metal Grating - Chinatown Station to North Limit	3	18-Oct-19	22-Oct-19	-187										
STS.07.80.0270	STS_Install SB Tunnel Walkway ARS Fire Blanket - Tunnel Portal	3	18-Oct-19	23-Oct-19	-196										
STS.05.52.0180	STS_Install SB Tunnel Walkway Handrails - Tunnel Portal SB	5	18-Oct-19	24-Oct-19	-184										
STS.07.80.0190	STS_Install NB Tunnel Walkway ARS Fire Blanket - Moscone to Union Square - 1,950 LF	7	17-Oct-19	25-Oct-19	-178										
STS.07.80.0250	STS_Install SB Tunnel Walkway ARS Fire Blanket - Portal to Moscone 1,300 LF	5	23-Oct-19	30-Oct-19	-196										
STS.05.52.0110	STS_Install NB Tunnel Walkway Handrails - Moscone to Union Square - 1,950 LF	10	17-Oct-19	30-Oct-19	-181										
STS.05.50.530	STS_Install Sump Pumps Cover & Ladder - Passage #5	3	17-Jul-18 A	01-Nov-19	-183										
STS.21.12.370	STS_Install NB Tunnel Walkway Deluge Piping - Union Square to China Town 2,422 LF	8	26-Apr-19 A	01-Nov-19	-191										
STS.05.52.0160	STS_Install SB Tunnel Walkway Handrails - Portal to Moscone 1,300 LF	7	25-Oct-19	04-Nov-19	-184										
STS.22.16.600	STS_Install SB Tunnel Walkway ARS Fire Blanket Metal Cover - Portal to Moscone 1,300 LF	5	30-Oct-19	06-Nov-19	-196										
STS.07.80.0180	STS_Install NB Tunnel Walkway ARS Fire Blanket - Union Square to China Town 2,422 LF	8	04-Nov-19	14-Nov-19	-191										
STS.22.16.580	STS_Install SB Tunnel Walkway ARS Fire Blanket Metal Cover - Moscone to Union Square - 1,950 LF	7	06-Nov-19	18-Nov-19	-196										
STS.22.16.610	STS_Install SB Tunnel Walkway ARS Fire Blanket Metal Cover - Chinatown Station to North Limit	3	18-Nov-19	21-Nov-19	-196										
STS.22.14.520	STS_Install Sump Pumps Cross Passage #5	3	21-Nov-19	25-Nov-19	-198										
STS.05.52.220	STS_Install Handrails & Gates - 4th/Brannan Station	10	16-Dec-19	30-Dec-19	-182										
STS.09.30.230	STS_Install Accent Tiles - 4th/Brannan Station	10	16-Dec-19	30-Dec-19	-202										
STS.09.30.250	STS_Install Directional Tiles - 4th/Brannan Station	10	31-Dec-19	13-Jan-20	-202										
STS.09.62.240	STS_Install Tactile Warning Strip - 4th/Brannan Station	10	14-Jan-20	27-Jan-20	-202										

Activity ID	Activity Name	Original Duration	Start	Finish	Total Float	2019					2020				2021	
						Q3	Q4	Q1	Q2	Q3	Q4	Q1				
Structural Steel						15	03-Sep-18 A	27-Sep-19	-188							
Electrical						84	12-Aug-19 A	10-Jan-20	-191							
Upper Mezz Level						29	02-Dec-19	10-Jan-20	-201							
Lower Mezz Level						25	28-Oct-19	04-Dec-19	-165							
Intermediate Strut Level						60	12-Aug-19 A	06-Dec-19	-208							
Mezzanine Level						7	02-Oct-19	10-Oct-19	-155							
Platform Level						7	31-Dec-19	08-Jan-20	-204							
Electrical - Transportation						20	26-Sep-19	23-Oct-19	-189							
Trackwork						533	20-Jun-17 A	14-Nov-19	226							
Platform Level						533	20-Jun-17 A	14-Nov-19	226							
STS.32.13.1320	STS_R/F/P Phase 1 4th Street 12" Base Slab - At Brannan St Intersection	5	20-Jan-18 A	30-Sep-19	-137	STS_R/F/P Phase 1 4th Street 12" Base Slab - At Brannan St Intersection										
STS.32.13.1540	STS_R/F/P Phase 1 4th Street Sidewalks - At Bryant St Intersection	5	22-Aug-17 A	30-Sep-19	-121	STS_R/F/P Phase 1 4th Street Sidewalks - At Bryant St Intersection										
STS.32.13.1300	STS_Prepare Phase 1 4th Street Subgrade - At Brannan St Intersection	5	20-Jan-18 A	02-Oct-19	-142	STS_Prepare Phase 1 4th Street Subgrade - At Brannan St Intersection										
STS.34.11.0530	STS_Install: Trackwork - Through Brannan St Intersection	5	26-Sep-19	02-Oct-19	-185	STS_Install: Trackwork - Through Brannan St Intersection										
STS.34.11.0575	STS_ F/R/P Trackway Pavement - King To Townsend St	5	08-Feb-19 A	03-Oct-19	-170	STS_ F/R/P Trackway Pavement - King To Townsend St										
STS.34.11.0600	STS_ F/R/P Trackway Pavement - Bluxome St To Brannan	5	10-Jun-19 A	08-Oct-19	-170	STS_ F/R/P Trackway Pavement - Bluxome St To Brannan										
STS.32.13.1510	STS_R/F/P Phase 1 4th Street Curbs & Gutters - At Bryant St Intersection	5	18-Aug-17 A	14-Oct-19	-147	STS_R/F/P Phase 1 4th Street Curbs & Gutters - At Bryant St Intersection										
STS.34.11.0610	STS_ F/R/P Trackway Pavement - Through Brannan St Intersection	5	08-Oct-19	15-Oct-19	-170	STS_ F/R/P Trackway Pavement - Through Brannan St Intersection										
STS.32.13.1330	STS_R/F/P Phase 1 4th Street 2" A/C Wearing Surface - At Brannan St Intersection	1	22-Jan-18 A	15-Oct-19	-133	STS_R/F/P Phase 1 4th Street 2" A/C Wearing Surface - At Brannan St Intersection										
STS.34.11.0640	STS_ F/R/P Trackway Pavement - Freelon St To Bryant St	5	10-Jun-19 A	15-Oct-19	-170	STS_ F/R/P Trackway Pavement - Freelon St To Bryant St										
STS.34.11.160	Install SB Trackwork - Chinatown Station to North Limit (339 TF)	5	09-Sep-19 A	30-Oct-19	-201	Install SB Trackwork - Chinatown Station to North Limit (339 TF)										
STS.34.11.0260	STS_ Prepare Trackway Subgrade - Through Brannan St Intersection	5	28-Oct-19	01-Nov-19	223	STS_ Prepare Trackway Subgrade - Through Brannan St Intersection										
STS.32.13.960	STS_R/F/P Phase 2 4th Street 2" A/C Wearing Surface - At Brannan St Intersection	1	20-Jun-17 A	05-Nov-19	-147	STS_R/F/P Phase 2 4th Street 2" A/C Wearing Surface - At Brannan St Intersection										
STS.34.11.0440	STS_ F/R/P Trackway Slab - Bluxome St To Brannan	10	14-Dec-17 A	06-Nov-19	223	STS_ F/R/P Trackway Slab - Bluxome St To Brannan										
STS.34.11.0450	STS_ F/R/P Trackway Slab - Through Brannan St Intersection	5	07-Nov-19	14-Nov-19	223	STS_ F/R/P Trackway Slab - Through Brannan St Intersection										
No 13-Disp						1669	09-Jan-14 A	29-Jun-20	64							
Unallocated Contingency						462	26-Sep-19	29-Jul-21	-293							

Appendix C

PROJECT SCOPE AND FUNDING OVERVIEW

Project Overview

The Central Subway Project will construct a modern, efficient light-rail line that will improve public transit in San Francisco. This new 1.7-mile extension of Muni's T Third Line will provide direct connections to major retail, sporting and cultural venues while efficiently transporting people to jobs, educational opportunities and other amenities throughout the city.

The Central Subway Project is Phase 2 of the San Francisco Municipal Transportation Agency's (SFMTA) Third Street Light Rail Transit Project. Phase 1 of the project constructed a 5.1-mile light-rail line along the densely populated 3rd Street corridor. It began revenue service in April 2007, restoring light-rail service to a high transit-ridership area of San Francisco for the first time in 50 years.

The Central Subway Project will extend the T Third Line from the 4th Street Caltrain Station to Chinatown, providing a direct, rapid transit link from the Bayshore and Mission Bay areas to SoMa, Union Square and downtown.

Four new stations will be built along the 1.7-mile project alignment—an above-ground station at 4th and Brannan streets and three underground stations at Moscone Center, Union Square and Chinatown.

The Central Subway will run through the burgeoning technology and digital-media hub in SoMa, where dozens of companies have taken up residence along the 4th Street corridor. Increased



Project Overview - continued

transit options will attract new employers – the Central Subway makes travel more convenient throughout the corridor and improves connections to downtown, local and regional rail and the Muni bus system.

The Central Subway Project will contribute to San Francisco’s economic competitiveness and help secure the city’s status of a regional, national and global hub. It will provide a pollution-free transit option that will reduce the environmental impact of transportation in the city, save natural resources, reduce traffic congestion and improve public transit for thousands of San Franciscans.

Funding Overview

The Central Subway Project is funded by the federal government, the State of California, the Metropolitan Transportation Commission, the San Francisco County Transportation Authority (SFCTA) and the City and County of San Francisco.

The majority of funding for the Central Subway Project is expected to be provided by the Federal Transit Administration’s (FTA) New Starts program, with a total commitment over the life of the project of \$942.2 million. To date, \$41 million in Department of Transportation Congestion Mitigation and Air Quality Improvement Program funds have been committed and expended.

With the addition in the December 2013 MPR of work to relocate the retrieval site for two tunnel boring machines (TBMs), the SFMTA’s baseline budget for the Central Subway Project is \$1.588 billion. In total, about half of the Third Street Light Rail Transit Project’s funding is from federal sources, with the remaining half from state and local sources. This is in line with the expectations of the FTA for New Starts-financed programs.

The table below summarizes the local, state and federal fund sources for both phases of the T Third Line including with the addition of the retrieval shaft to the Phase 2 totals.

	T Third (Phase 1)	Central Subway (Phase 2 + Retrieval Shaft Relocation)	Total (Phase 1 + Phase 2 + Retrieval Shaft Relocation)	Percentage of Total
Federal	\$123.380	\$983.225	\$1,106.605	49.5%
State	\$160.700	\$471.100	\$631.800	28.2%
Local	\$364.380	\$133.675	\$498.055	22.3%
Total	\$648.460	\$1,588.000	\$2,236.460	100.0%

All amounts in millions of dollars

The six charts that follow summarize use of fund sources by phase and with the addition of the retrieval shaft relocation additional budget and funding:

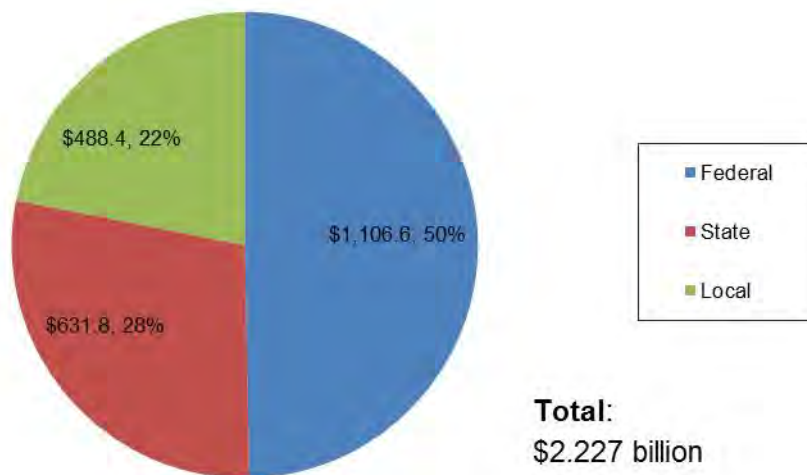
- Phase 1 + Phase 2 of the T Third Line federal, state and local funding percentages previous to the addition of the retrieval shaft relocation budget and funding in December 2013.

Funding Overview - continued

- Phase 2 Central Subway Project only total funding source percentages previous to the addition of the retrieval shaft relocation budget and funding.
- Phase 2 Central Subway Project only detail of the six State and Local funding sources previous to the addition of the retrieval shaft relocation.
- The next three charts that follow are the above three data sets above with the retrieval shaft relocation budget and funding added to the overall presentation.

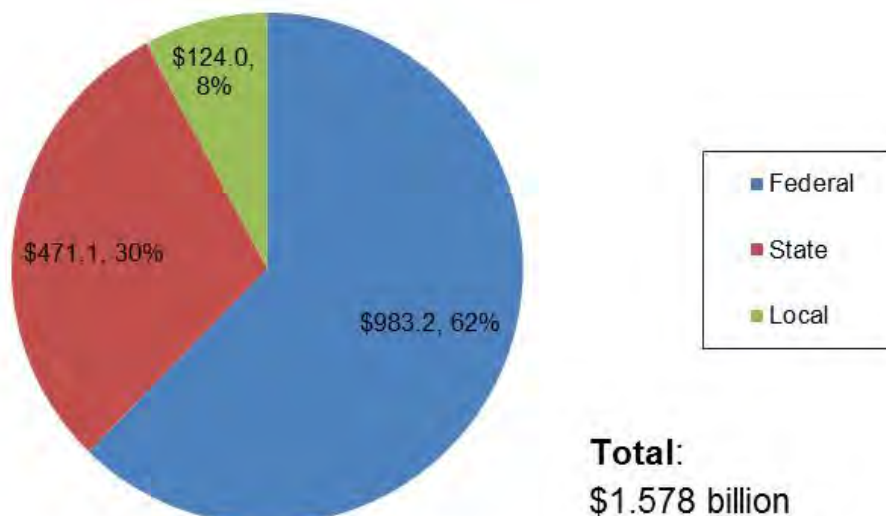
Third Street Light Rail Transit Project Funding

Phase 1 + Phase 2
(\$ in millions)



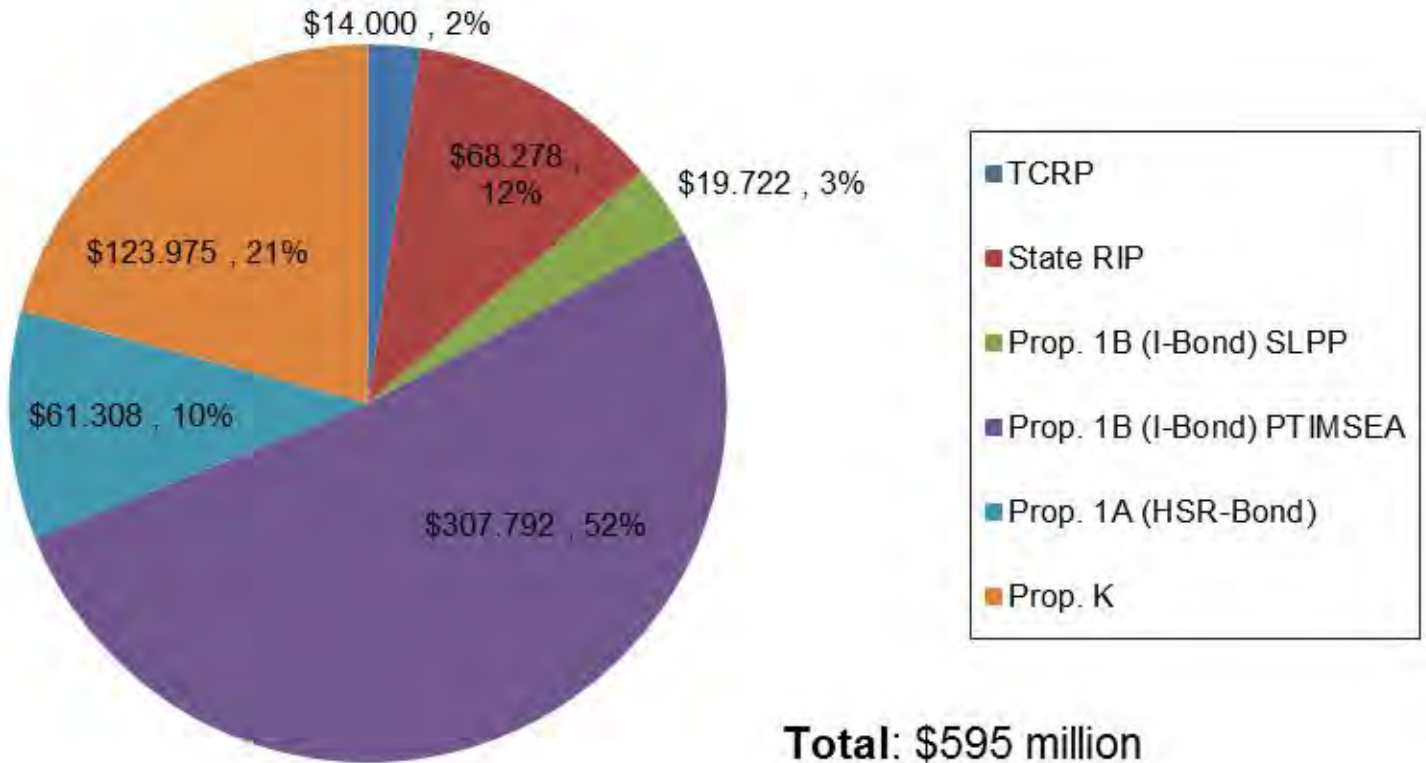
Central Subway Project Funding

Phase 2
(\$ in millions)



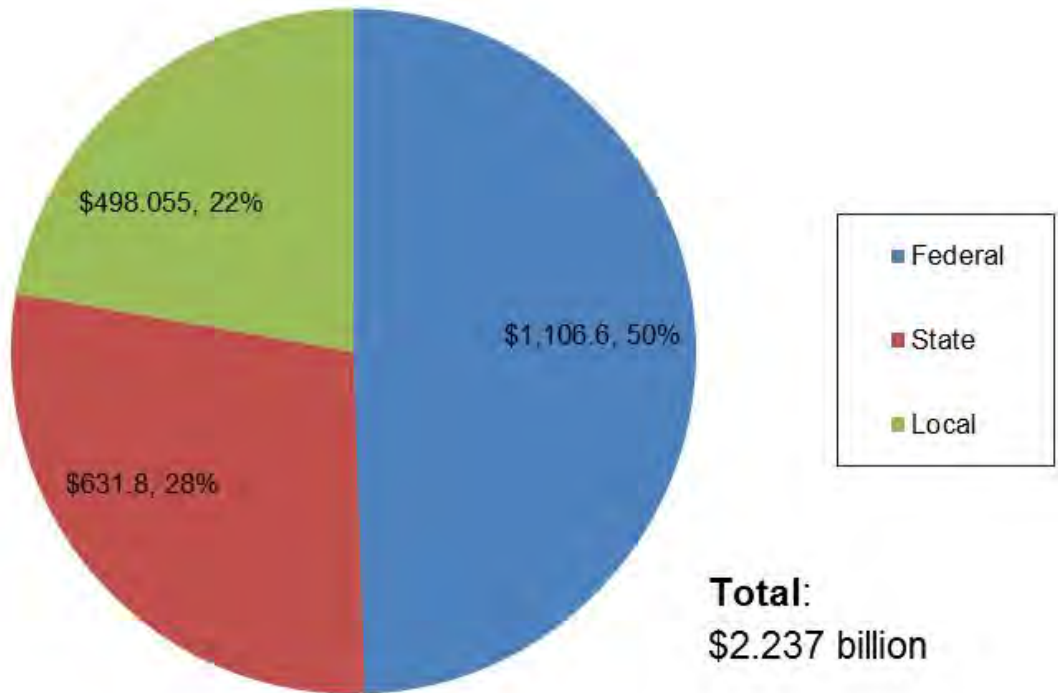
State and Local Funding

Phase 2
(\$ in millions)



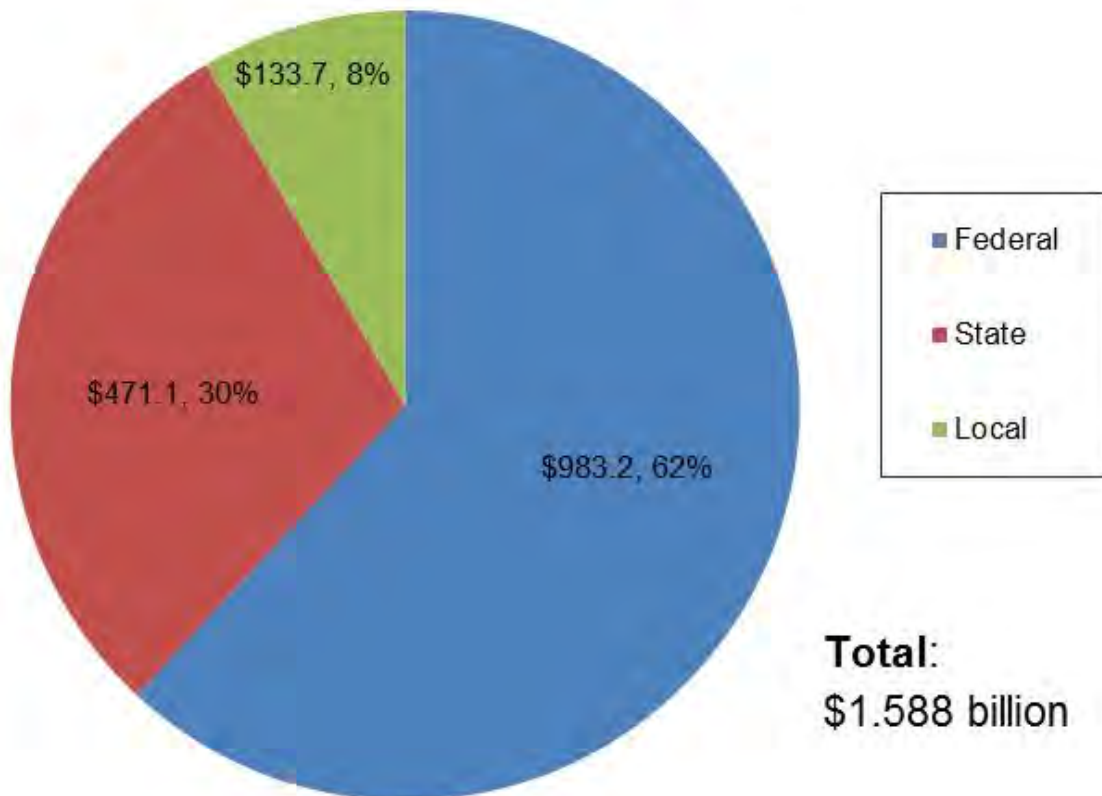
Third Street Light Rail Transit Project Funding

Phase 1 + Phase 2 + Retrieval Shaft Relocation
(\$ in millions)

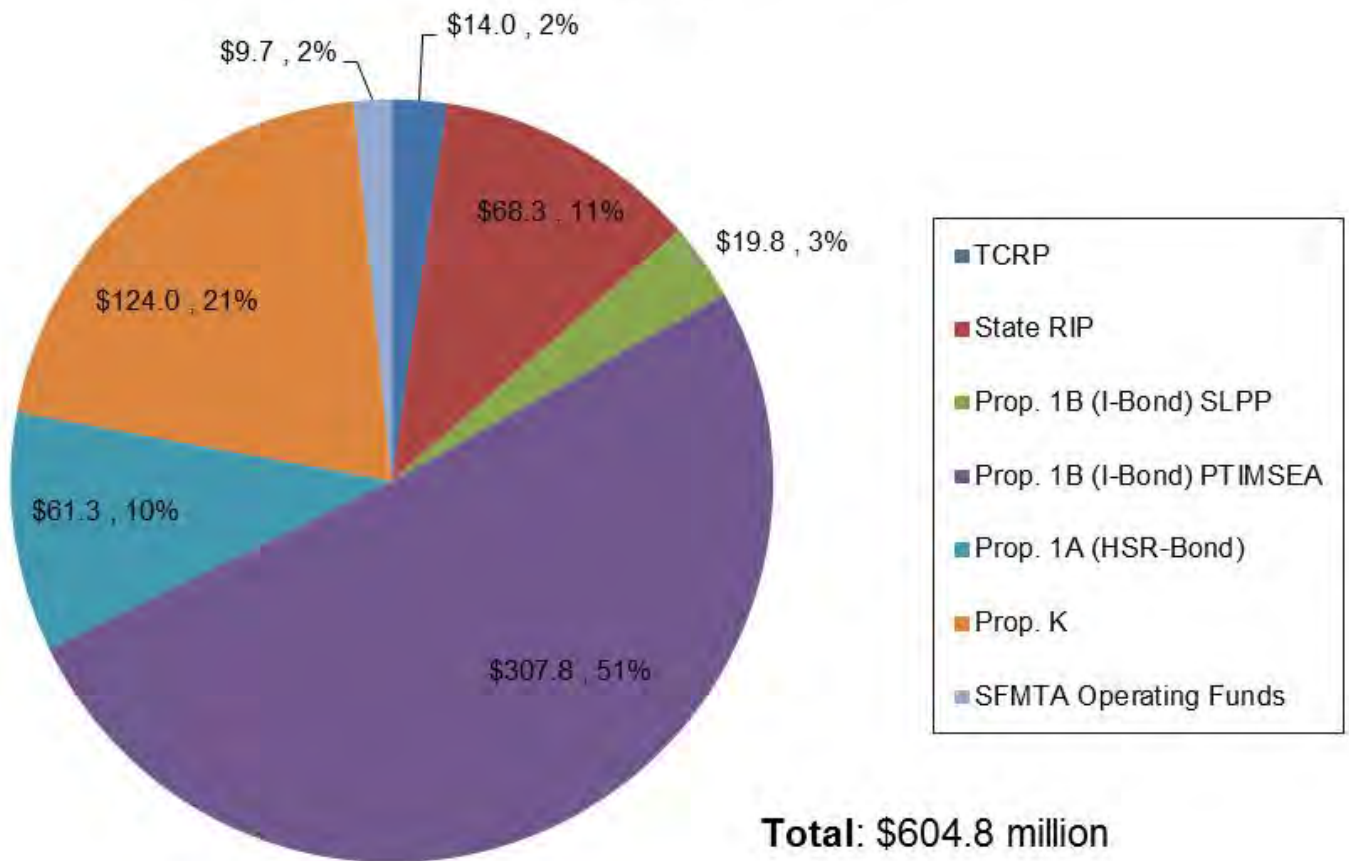


Central Subway Project Funding

Phase 2 + Retrieval Shaft Relocation
(\$ in millions)



State and Local Funding Phase 2 + Retrieval Shaft Relocation (\$ in millions)



Appendix D

COMPLETED CONTRACTS

Moscone Station and Portal Utility Relocation

Contract 1250

Contractor: Synergy Project Management, Inc.

Budget/Expenditures

Category	Amount
Original Budget	\$11,227,316
Expenditures Final	\$11,968,150
Utility Reimbursements	(\$2,275,419)
Final Program Cost	\$9,692,731
Budget Impact (Underrun)	(\$1,534,585)

Contract Details

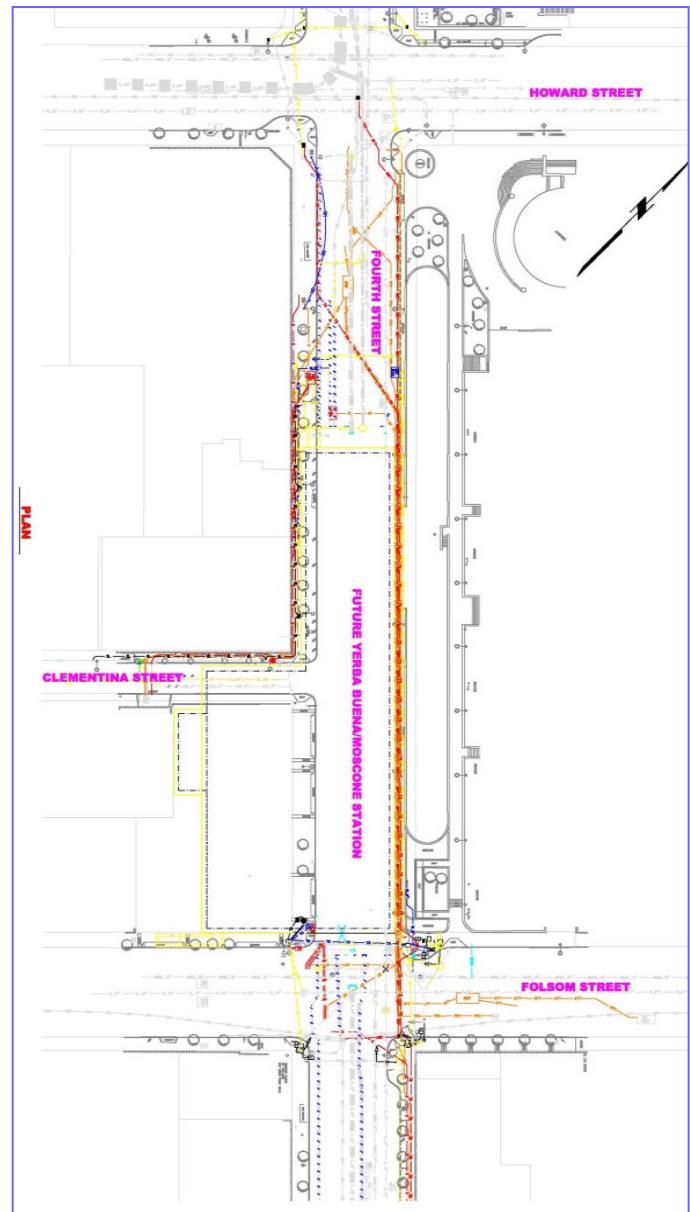
Contract Awarded:	November 17, 2009
Notice to Proceed:	January 4, 2010
Substantial Completion:	June 23, 2011
Contract Award Value:	\$ 9,273,939
Modifications Final :	\$ 2,694,211
Final Contract Value:	\$11,968,150

Status

- Work complete
- Project closeout administration and documentation
- Final Completion Date: June 23, 2011

Description

This project relocates utilities within the footprint of the proposed Yerba Buena/Moscone Station and the 4th Street Portal where the tunnel boring machines will descend underground. Also included is installation of building protections and monitoring of buildings adjacent to utility trenches.



Union Square/Market Street Station Utility Relocation

Contract 1251

Contractor: Synergy Project Management, Inc.

Budget/Expenditures	
Category	Amount
Original Budget	\$22,199,847
Expenditures Final	\$20,669,081
Utility Reimbursements	(7,413,510)
Final Program Costs	\$13,176,169
Budget Impact (Underrun)	(\$9,023,678)

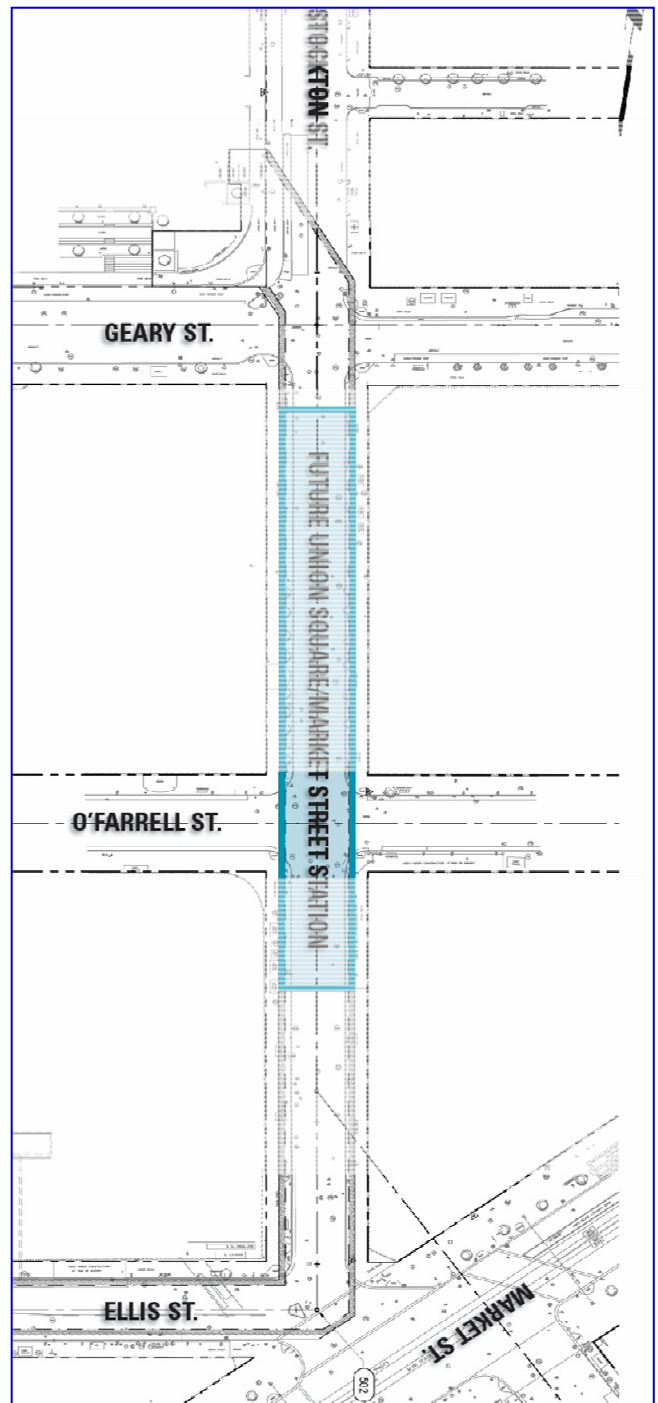
Contract Details	
Contract Awarded:	December 7, 2010
Notice to Proceed:	January 12, 2011
Substantial Completion:	August 16, 2012
Contract Award Value:	\$16,832,550
Modifications Final:	\$3,836,531
Final Contract Value:	\$20,669,081

Status

- Final completion on October 15, 2012
- Completed punch list work
- Project Final Acceptance on November 15, 2013
- Completed final construction contract administrative closeout in June 2017

Description

This project relocates utilities for the Union Square/Market Street Station and temporarily reroutes existing trolley coach lines around the construction.



Central Subway Pagoda Palace Demolition

Contract 1277 Contractor: MH Construction

Work Description

Demolish and clear the former Pagoda Theater for use the site to recover the tunnel boring machines when tunnels are completed in 2015. Locate and supply contractor facilities and installations. Obtain permits and approvals and coordinate work with City agencies and utility companies. Furnish and install signs and distribute notices to the local community prior to commencing with construction, cleanup and remove of debris from the site.

- Contract funded by SFMTA Operating funds
- Work was substantially completed September 24, 2013
- Completed administrative closeout in June 2016

Budget/Expenditures	
Category	Amount
Current Budget	\$648,976
Expenditures to Date	\$648,976

Contract Details	
Contract Awarded:	June 12, 2013
Notice to Proceed:	July 15, 2013
Substantial Completion:	Sept. 24, 2013
Contract Award Value:	\$498,995
Modifications to Date:	\$149,981
Current Contract Value:	\$648,976



Central Subway Tunneling

Contract 1252 Contractor: Barnard Impregilo Healy Joint Venture

Description of Work

1.5-mile twin bore tunnels from Hwy I-80 to North Beach using two tunnel boring machines (TBMs). Contractor procurement and installation of the TBMs; construction of the TBM launch box and retrieval shaft excavation support; Yerba Buena/Moscone Station and Union Square/Market Street Station end walls; tunnel excavation and installation of precast segmental lining, the 4th Street portal transition to the surface and cross passages. Throughout, settlement monitoring and protection of existing utilities, buildings and BART tunnels.

Status

- Final Completion Date: May 15, 2015
- Completed administrative closeout in November 2018

Budget/Expenditures	
Category	Amount
Current Budget	\$239,973,354
Other Project Budget	\$5,150,000
Other Offset Credits	\$1,312,101
Expenditures Final	\$233,511,253

Contract Details	
Contract Awarded:	June 28, 2011
Notice to Proceed 1:	January 27, 2012
Notice to Proceed 2:	March 14, 2012
Partial NTP 3:	April 12, 2012
Notice to Proceed 3:	October 15, 2012
Substantial Completion:	April 15, 2015
Contract Award Value:	\$233,584,015
Modifications to Date:	\$6,389,339
Final Contract Value:	\$239,973,354



Appendix E

SBE PARTICIPATION

Quarterly Report

Current Report: July 2019 – September 2019

PROGRAM SUPPORT CONTRACTS – SBE PARTICIPATION

Appendix E presents the Central Subway Program Small Business Enterprise or SBE goals and the actual SBE participation achieved to date – as of September 30, 2019.¹

CS Program SBE Summary Table for Professional Services and Construction Contracts

The summary compares the dollar value of the Base Contracts, the SBE Contract Goals, the percent and dollar value expended to date and the SBE actual participation to date.

Appendix E - Monthly Progress Report - Reported Quarterly in 2019
CS Program SBE Summary Table for Professional Services and Construction Contracts

Contract No.	Contractor	Services/Segment	A	B	C	D	E	F	G	
			Contract Amount	SFMTA SBE Contract Goal	Contract Expenditure to Date (Est.)	SBE Actual to Date	SBE Contract \$s = A * B	SBE Amount to Date = C * D	Contractor's SBE Goal (in Bid)	
A Project Professional Services Contracts			millions		millions		millions	millions		
1	149	CS Partnership	Project Management	\$97.72	30%	\$85.75	32.4%	\$29.31	\$27.77	31.4%
2	156	Hill International	Project Controls Task 1	\$17.11	26%	\$10.12	29.3%	\$4.45	\$2.96	26.0%
3	155-1	PB Telemon	Tunnels Design	\$7.94	30%	\$7.90	30.2%	\$2.38	\$2.39	31.6%
4	155-2	CS Design Group	Stations Design	\$47.90	30%	\$43.70	31.6%	\$14.37	\$13.81	36.4%
5	155-3	HNTB, Inc.- B&C	Systems, Track & Surface Station Design	\$17.23	30%	\$15.99	25.3%	\$5.17	\$4.05	30.0%
Subtotal Professional Services				\$187.90		\$163.46		\$55.69	\$50.97	
B Project Construction Contracts			millions		millions		millions	millions		
1	1250	Synergy Inc	Utility Relocation 1	\$11.97	20%	\$11.97	97.2%	\$2.39	\$11.63	96.4%
2	1251	Synergy Inc	Utility Relocation 2	\$20.70	20%	\$20.70	87.4%	\$4.14	\$18.10	94.9%
3	1252	BIH	Tunnels and Portal - in Construction	\$239.97	6%	239.97	5.8%	\$14.40	\$13.88	6.1%
4	1277	MH Construction	Pagoda Demolition	\$0.65	100%	\$0.65	100.0%	\$0.65	\$0.65	100.0%
5	1300	Tutor-Perini	Stations/Track/Systems - in Construction	878.92	20%	\$777.16	21.6%	\$175.78	\$167.76	25.5%
Subtotal Construction Contracts				\$1,152.21		\$1,050.45		\$197.36	\$212.01	
Contract	Contractor	Services/Segment	Base Contract	SFMTA Goal	Expenditures	SBE Actual	= A * B	= C * D	Bid Goal	
			A	B	C	D	E	F	G	

SBE Summary Table Notes and Sources:

- a) Column A is the base contract amount awarded. Column B is the Agency SBE goal percent for each contract awarded.

The SFMTA SBE Contract Goals are also on the Central Subway web site under the listing of on-going contracts – see “**Closed and Awarded Contracts**” at this link: <http://centralsubwaysf.com/content/closed-and-awarded-contracts>

- b) Column C shows each contract's current amount expended to date (estimated) including accruals. Column D is the actual SBE percent level of each contract based on payments to date.

Column E is the expected SBE dollar amount when the contract amount is completed and the SFMTA SBE goal achieved using this calculation: Columns A * B = Column E, the SBE Expected \$ Amount.

Column F is the actual SBE dollar amount out of the total contract expenditure to date:

Columns C * D = Column F, the SBE Expended \$ Amount.

The source of the SBE Actual percent to date and dollar amounts are Progress Payment

¹ An SBE is a for-profit, small business concern with a three (3) year average gross revenue not exceeding \$14 million or \$12 million, depending on the scope of work to be performed, that is certified under any of the following programs: the State of California's Small Business Program with the Department of General Services ("State Program"), the City and County of San Francisco's LBE Program ("City Program"), or the California Unified Certification Program ("Federal DBE program").

Applications and Contractor's monthly submittals that may include the current estimated accruals. The BIH SBE percent is from the contractor's progress payment #40, Form 6.

- c) Column G, the Contractor's SBE Goal in the submitted bid, is background information that is not calculated in the table. The table source of the Contractor's SBE Goals is from the SFMTA Contract Compliance Office. A Contractor's SBE goal in the bid is one source used by SFMTA Contract Compliance to assess and propose the Agency's SBE goal for a contract.
- d) The three constructions contracts shown in **bold type, 1250, 1251 and 1277**, with gray background, are completed contracts. Little to no changes will be shown in future reports.
- e) The SBE Hill International Actual to Date SBE participation is 29.3% for the overall SFMTA contract. The Hill International data is for the Central Subway Task 1 portion of the Hill International contract to provide SFMTA Project Controls services and systems.
- f) The SBE SFMTA goal for Contract 1300 Tutor-Perini is 20% SBE with a provision of 50% for trucking.

The 1300 Tutor-Perini SBE percent Actual is based on the SBE data provided in Progress Payment #70, September 2019, SFMTA SBE FORM No. 6.

- g) The SBE SFMTA goal for Contract 1277 MH Construction was based on an SBE set-aside.

SBE Participation Details

The two tables that follow present the Central Subway's professional services and construction contract amounts, expenditures and SBE levels with additional details.

Active Professional Services Contracts - SBE Participation Details

As of: 9/30/2019

Contract:	Project Management and Construction management	
Contract No.	CS-149 Central Subway Partnership*	
Status:	On-going	
	Base Contract Value	\$97,715,988
	Approved Change Orders	-0-
	Current Contract Value	\$97,715,988
	Expended to Date (est.)	85,749,939
	% Expended	87.8%
	SBE SFMTA Goal	30.0%
	SBE Participation	32.4%

Contract:	Project Controls Cost and Schedule Support	
Contract No.	CS 156 Hill International Task 1*	
Status:	On-going	
	Base Contract Value	\$17,112,873
	Approved Change Orders	-0-
	Current Contract Value	\$17,112,873
	Expended to Date (est.)	\$10,115,598
	% Expended	59.1%
	SBE SFMTA Goal	26.0%
	SBE Participation	29.3%

Contract:	Design Package 1 for CNs 1250, 1251 and 1252 Tunnels	
Contract No.	CS-155-1 PB / Telemon*	
Status:	Design is completed. Construction support ongoing	
	Base Contract Value	\$5,795,000
	Approved Change Orders (7)	\$2,145,159
	Current Contract Value	\$7,940,159
	Expended to Date (est.)	\$7,904,713
	% Expended	99.6%
	SBE SFMTA Goal	30.0%
	SBE Participation	30.2%

Contract:	Design Package 2 for 1253 UMS, 1254 CTS, 1255 YBM Stations.	
Contract No.	CS-155-2 Central Subway Design Group*	
Status:	Design is completed. Construction support ongoing	
	Base Contract Value	\$39,949,948
	Approved Change Orders (4)	\$7,950,658
	Current Contract Value	\$47,900,606
	Expended to Date (est.)	\$43,696,867
	% Expended	91.2%
	SBE SFMTA Goal	30.0%
	SBE Participation	31.6%

Contract:	DP 3 Systems, Track work, Surface station.	
Contract No.	CS-155-3 HNTB-B&C*	
Status:	Design is completed. Construction support ongoing	
	Base Contract Value	\$16,864,250
	Approved Change Orders (9)	\$368,002
	Current Contract Value	\$17,232,252
	Expended to Date (est.)	15,989,965
	% Expended	92.8%
	SBE SFMTA Goal	30.0%
	SBE Participation	25.3%

* denotes accrual

Active and Completed Construction Contracts - SBE Participation Details

Data as of: 9/30/2019

Contract:	Synergy Inc Utility Relocation 1 YBM & Launch Box	
Contract No.	1250	
Status:	Contract is completed and closed out	
	Base Contract Value	\$9,273,939
	Approved Change Orders	\$2,694,211
	Final Contract Value	\$11,968,150
	% Expended	100%
	SBE SFMTA Goal	20%
	SBE Participation To Date	97.2%

Contract:	Synergy Inc Utility Relocation 2 UMS	
Contract No.	1251	
Status:	Contract is completed and closed out	
	Base Contract Value	\$16,832,550
	Approved Change Orders	3,836,531
	Final Contract Value	\$20,699,081
	% Expended	100%
	SBE SFMTA Goal	20.0%
	SBE Participation To Date	87.4%

Contract:	Pagoda Palace Demolition / MH Construction	
Contract No.	1277	
Status:	Contract is completed and closed out	
	Base Contract Value	\$498,995
	Approved Change Orders	\$149,981
	Final Contract Value	\$648,976
	% Expended	100%
	SBE SFMTA Goal	100%
	SBE Participation To Date	100%

Contract:	Tunnels Barnard/Impregilo/Haley	
Contract No.	1252	
Status:	Contract is completed and closed out	
	Base Contract Value	\$233,584,015
	Approved Change Orders	\$6,389,339
	Current Contract Value	\$239,973,354
	Expended to Date (est.)	\$239,973,354
	% Expended	100%
	SBE SFMTA Goal	6.0%
	SBE Participation To Date	5.8%


Contract:	Stations and Systems / Tutor Perini	
Contract No.	1300	
Status:	On-going	
	Base Contract Value	\$839,676,400
	Approved Change Orders	\$39,244,142
	Current Contract Value	\$878,920,542
	Expended to Date (est.)	\$777,155,930
	% Expended	88.4%
	SBE SFMTA Goal	20.0%
	SBE Participation To Date	21.6%

Photos on the next page:

(top to bottom) September 2019: At Chinatown Station, rebar and utility conduits can be seen being installed as part of construction to build the last section of the platform. Mechanical elements of escalators at south end of the Union Square Market Street Station are being installed. At Yerba Buena/Moscone station, steel has been added indicating the shape of the eventual roof for the station entrance and plaza at 4th Street and Clementina Alley. Sections of alternating red and dark gray tinted topping slabs have been poured along the surface alignment between Bluxome and Bryant at Surface, Track, and Systems.

central subway

Central Subway Project Office
530 Bush Street, Suite 400
San Francisco, CA 94108
Email: central.subway@sfmta.com



www.centralsubwaysf.com



www.twitter.com/central_subway



www.facebook.com/centralsubway



www.centralsubwayblog.com



www.youtube.com/municentralsubwaysf



www.flickr.com/municentralsubway

This document is published by the SFMTA and the City and County of San Francisco as a service to individuals and agencies interested in the Central Subway Project. Funding for the Central Subway is made possible through funds provided by the Federal Transit Administration, the State of California, the Metropolitan Transportation Commission and the San Francisco County Transportation Authority.

