



SFMTA
Municipal
Transportation
Agency

Safer Market Street



**SAFETY
IN ACTION**

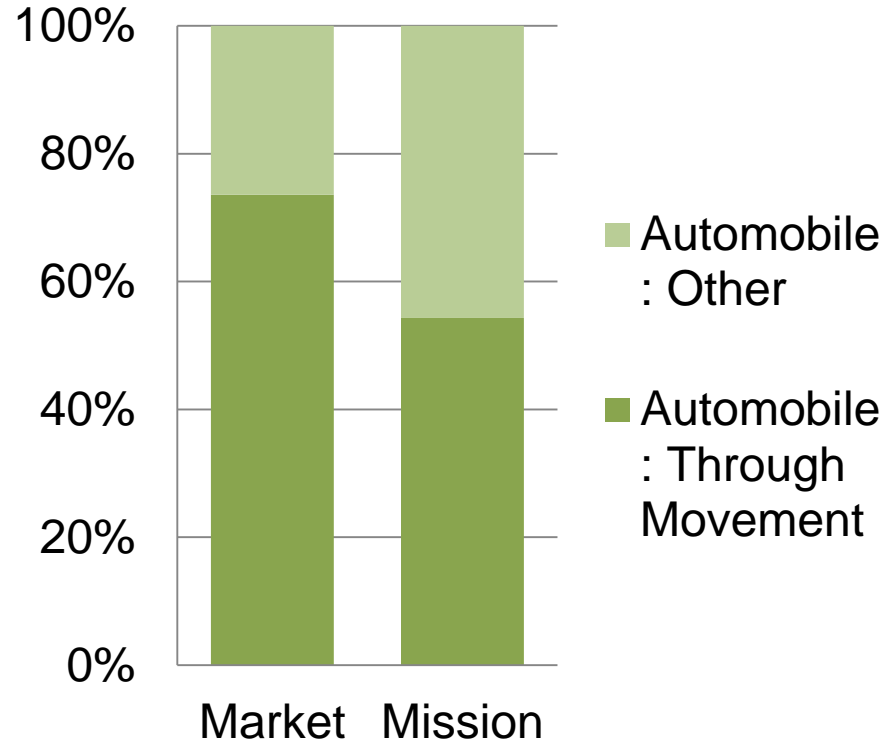
March 6, 2015

Engineering Public Hearing

Vision Zero: The City’s policy commitment to eliminate all traffic fatalities by 2024

- Market Street is a high-injury corridor
 - 4 of the top 20 intersections for pedestrian injury collisions
 - Top 2 intersections for bicycle injury collisions
 - High rate of collisions caused by through movements

Auto vs. Bike/Ped Collisions



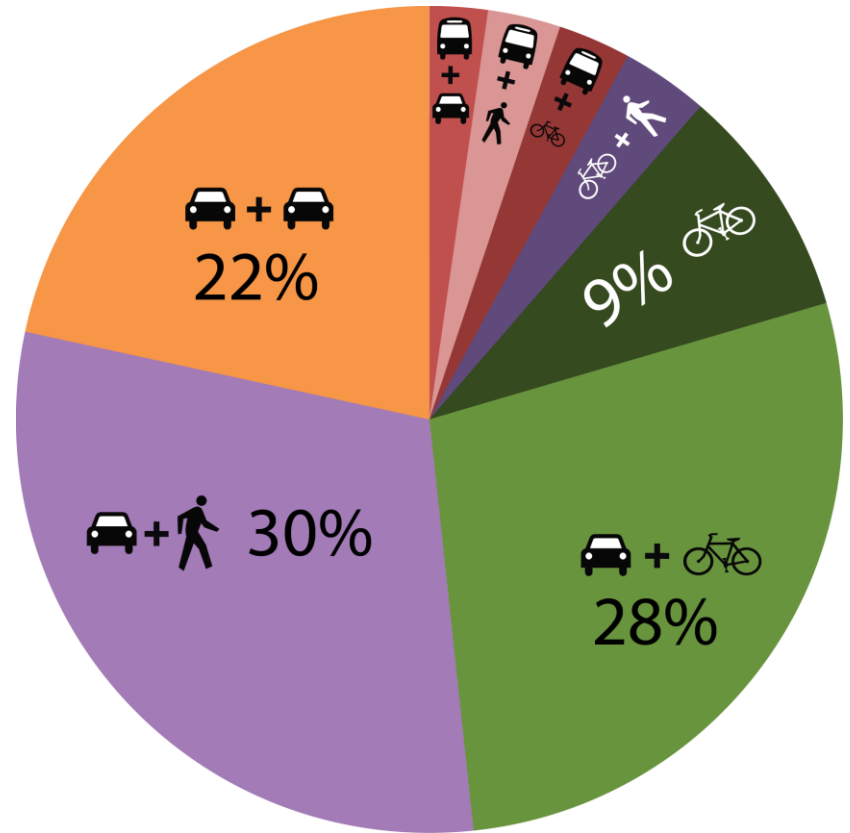
Collision Analysis

Between 8th to 3rd streets
(2012-2013)

- 173 injury collisions
- 9 Severe Injury Collisions
- 2 Fatal Injury Collisions (Car + Pedestrian)

Over 50% of collisions involve a car and people walking or biking

- 82% involve a car
- 36% involve people walking
- 43% involve people biking
- 8% involve Muni



To include:

- Turn restrictions onto Market
- Extension of transit only lanes (bus & taxi)
- New white, blue, and yellow loading zones





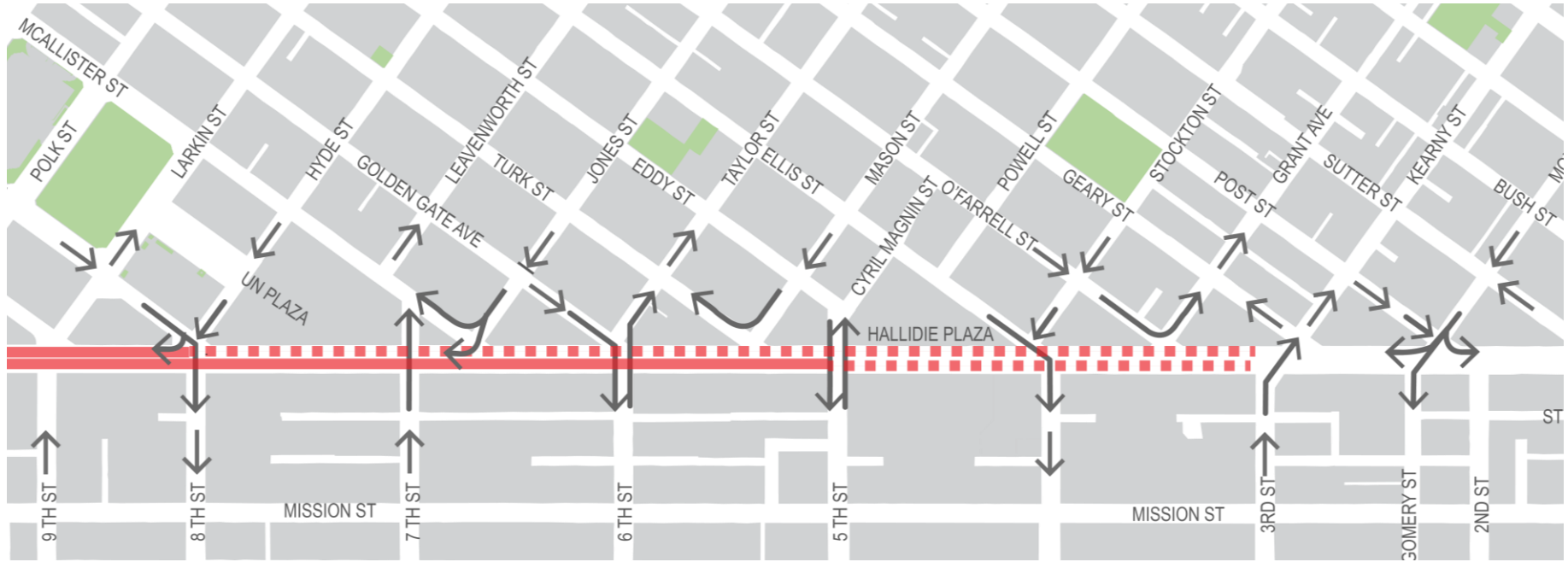
← Legal Movement



Existing allowed turn to be restricted

↪ Existing Required Turn

- Private vehicles generally not allowed to turn onto Market between 3rd and 8th Streets
- Buses, taxis, paratransit and commercial and emergency vehicles would be exempt

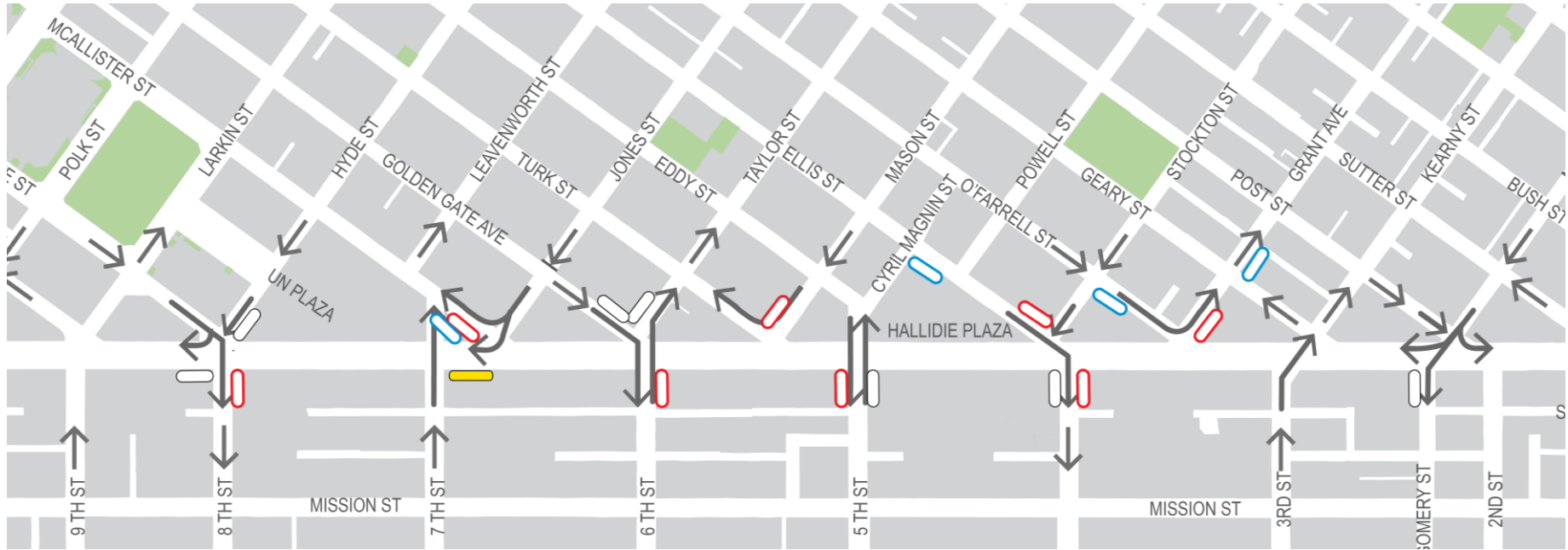


 Existing Transit-Only Lane

 Proposed Transit-only lane

- Transit-only lanes would be extended to reduce lane changes
- May also improve transit travel times and reliability

Proposed Conditions: Loading Zones



 Existing White Zone

 New White Zone

 Current White Zone to be Yellow Zone

 New Blue Zone

* Existing commercial loading is available on all cross streets

- 8 new white passenger loading zones
- 4 new blue disabled parking zones
- 1 new commercial loading zone

- 30-50% reduction in vehicles on Market Street
- 5-10% increase on the rest of the network
- Project in coordination with:
 - 30 Stockton Muni Forward
 - Geary BRT
 - Annie Street Plaza Pilot

- Conducted Intercept Survey Summer 2014
- 2 Community Workshops (September, November)
- Mailed out flyers for workshops and hearing to ~8,700 recipients
- Over a dozen individual phone calls or in-person meetings with concerned stakeholders

Current Status and Next Steps

- **Fall 2014:** two rounds of outreach
- **March 2015:** Public Hearing
- **April/ May 2015:** Completion of environmental review, SFMTA Board
- **Spring/summer 2015:** Implementation
- **Winter 2015/2016:** Completion

