

central subway

YBM Levels Up

With the mezzanine level floor slab completed inside the station headhouse, work to construct the roof slab is underway.



Progress Report

March 2018



SFMTA
Municipal
Transportation
Agency

This page intentionally left blank

Table of Contents

Executive Summary	5
Key Milestones	6
Costs and Schedule	7
Costs	7
Earned Value Analysis	7
Schedule Highlights.....	8
Master Project Schedule	11
Contracts & Construction	12
Contract 1300 Stations, Surface, Track and Systems.....	13
Work Package1254 Chinatown Station	14
Work Package1253 Union Square / Market Street Station	18
Work Package1255 Yerba Buena / Moscone Station	21
Work Package1256 Systems, Trackwork & Stations	25
Program Components	27
Community Outreach	27
Quality Assurance	28
Risk Management	30
Program Safety & Security	31
Technical Capacity	33
Staffing	34
Third-Party Agreements and Licenses	35
LRV Procurement.....	35
Current Construction Activity and Progress Photos	36

See Table of Content page that follows for Cover Photo captions.

Table of Contents - continued

Appendices

Appendix A: Cost Report.....	A1
Appendix B: Schedule Report.....	B1
Appendix C: Program Overview of Scope and Funding.....	C1
Appendix D: Completed Contracts	D1
Appendix E: SBE Participation by Contract (Reported Quarterly).....	E1
Central Subway Project Contact Information.....	E5



Cover photo: Massive rebar cages for a lattice of reinforced concrete beams are being assembled as part of roof slab construction for the Yerba Buena/Moscone Station headhouse. Structural tie-ins are being included atop these beams for potential transit-oriented development later on, atop the southern half of the station headhouse site. More photos can be found starting on page 36.

Above photos: Surveyors check slab levels following a concrete pour at the bottom of the Chinatown Station headhouse. This initial slab creates a stable platform for rebar cages to be constructed, laying out the skeleton of the future base slab of the headhouse structure..

See the Appendix E final page for CS websites hyperlinks and public outreach on line resources. The Project main web site is at: <http://www.centuralsubwaysf.com/>



Looking south from just south of Washington Street, the Chinatown Station platform cavern has been fully excavated, and work to install waterproofing has begun.

Executive Summary

Chinatown Station - Continued applying waterproofing for Platform Cavern North (PCN). Poured invert slab for first 30" in Crossover Cavern and continue to install rebar for invert slab at the Crossover Cavern and South Platform Cavern. Installed grounding grid, mud slab, and protection slab in Headhouse. Continued street work (minor), ongoing monitoring and surveying.

Union Square/Market Street Station - Platform Station: Continued construction of wale encasements at Intermediate Strut and Concourse levels. Completed metal deck installation at Intermediate Strut level. Completed installation of "Scalloped Walls" between Platform Strut and Mezzanine levels. Completed shotcrete wall between Intermediate Strut level and Concourse level. Emergency exit stairs 3 and 4: Continued F/R/P for walls, stairs, and landings. North Concourse: Continued placing concrete for ventilation shaft walls and fireproofing for struts and roof beams at Concourse level. Continued rough in for fire sprinklers. Commenced construction for Stair 1 at North Entrance and completed installation of metal deck. South Concourse: Completed installation of South Headwall and continued construction for escalator ramp walls. Ellis Street: Continued sidewalk restoration work at Ellis Street.

Yerba Buena/Moscone Station - Continued to replace the force main and AWSS at 4th & Howard. Continued to install new AWSS at 4th and Folsom. Completed F/R/P of Stair 4 stairs and walls. Began F/R/P of Stair 4 roof deck. 95% completed on electrical rough-in on Mezzanine—Station box. 65% completed on electrical rough-in on Concourse ceiling—Station Box. Continued installing metal framing (FHC) at Station Concourse. Began F/R/P of seismic joints (Station Platform). Continued installing CMU walls and supports at Stair 1 (Station Platform). Continued installing CMU walls and supports at Stair 4 (Station Platform). Began installing Elevators 1 and 2 (Station Platform). Poured F/R/P Stairs 8 and 9. Continued sealing leaks in Headhouse Invert. Began moving electrical equipment into Main Electrical Room and Traction Power Room (Headhouse Invert). 20% completed on electrical rough-in on Headhouse-Invert Walls. Continued F/R/P equipment pads in Headhouse-Invert. Began F/R/P Stair 6 walls (Headhouse-Concourse). Continued F/R/P Headhouse-Concourse columns. Began installing fire sprinkler mains in Headhouse Concourse. Continued demo of temp walls at Headhouse-Mezzanine. Began F/R/P of pilasters at Headhouse-Mezzanine. Began installing Stairs 5 and 6. Began F/R/P of undersurface deck.

Surface, Track and Systems— Continued 4th/Brannan surface station foundation work. Continued walkway installation inside tunnel.

Tunnel - Contract administrative closeout is ongoing.

Total project costs to date are \$1,196.09 million, an increase of \$8.44 million over last month. The total cost to date equals 75.78% of the total project budget of \$1.578 billion. The Master Project Schedule forecasts a Revenue Service Date of December 2019.

The Stations Contractors' Safety Reports shows no recordable accident took place this month. The rates of work site accident incidents by the man hours worked continue to be below industry standards - see tables on page 32.


Key Milestones

Yerba Buena/Moscone Station initial headhouse roof slab construction




1 Heavy duty scaffolding is erected inside the headhouse

MILESTONE	DATE EXPECTED
General	
Revenue Service	December 2019
Contract 1300 Stations, Surface, Track, Systems	
Notice to Proceed (NTP 1)	June 17, 2013 (A)
Notice to Proceed (NTP 2)	January 12, 2014 (A)
Substantial Completion	February 28, 2018



2 Formwork is constructed atop the scaffolding



3 Workers construct massive rebar cages to reinforce future roof beams

Costs and Schedule

Costs (See Appendix A for Details)

The Current Cost Estimate (CCE) for the Central Subway Project is **\$1.578 billion** in year of expenditure dollars (\$YOE). This total project cost is shown at the top of Report 7.1, Program Project Budget. This capital cost projection incorporates allocated and unallocated contingencies to cover the risks associated with the project completion.

Total net incurred costs for the project are \$1,196.09 million, a \$8.44 million increase over last month. The cost to date figure reflects expenditures through FAMIS 786 Report (\$1,152.03 million) plus the utilities joint trench Form B Reimbursement payment (\$11.27 million), invoices currently being processed (\$31.05 million) and estimates of outstanding pay requests (\$1.78 million). This incurred amount equals 75.78% of the total project budget of \$1.578 billion.

The current funding level to date is \$1,479.79 million. This represents 94% of the total project budget.

Earned Value Analysis

In March 2018 Report, the Preliminary Earned Value Analysis reports is based on the SFMTA March Schedule Update. The Planned Value, Earned Value, Actual Cost, Percent Complete and resulting indexes as follows:

Preliminary March Earned Value

Overall Budgeted Cost:	\$1,578,300,000
Planned Value:	\$1,516,102,216
Earned Value:	\$1,203,368,291
Actual Cost:	\$1,196,086,215
Schedule Performance Index (SPI):	0.79
Cost Performance Index (CPI):	1.01
Percent Complete:	76.2%

*March 2018 Notice: The City continues to transition from FAMIS to Financial System Project (FSP). During the transition, we are unable to provide accurate financial updates. Once FSP is updated and validated, we will reconcile our reports accordingly. We will be projecting current expenditures and anticipate the reconciled updates will be available early next year.

Please note that we continue to experience problems that are being caused by error and inaccuracy from the transition. The sources of error include errors resulting from mapping index codes in the old FAMIS system to translating chartfield accounts in the new Financial System Project as well as errors arising through processing such as abatements and adjustments being assigned to the incorrect account. As we continue to address these data quality problems through data cleaning, you will continue to see monthly fluctuations as we detect and remove errors and inconsistencies from data in order to improve on the quality of data so that we will be able to report accurate data.

Schedule Highlights


The Master Project Schedule (MPS) below includes progress through March 2018. The March 2018 Schedule Update submittal from Contract 1300 Contractor was not submitted as the CN1300 Contractor has not provided the updated corrections to their June, through January 2018 Schedule Updates. The Contract 1300 schedule represented in this report is based on the SFMTA March 2018 Schedule Update.

The MPS shows a forecast Revenue Service Date of December 2019.

The controlling critical (longest) path of the MPS runs through the Headhouse Concrete work, followed by Electrical activities, STS Startup & Testing, Commissioning and Pre-Revenue Activities to the Baseline Finish and Revenue Service Date. See Appendix B – Longest Path. The latest schedule shows the longest path running through the Chinatown Station (CTS). Contractor is required to implement a Recovery Schedule to put the Project back on schedule.

Schedule Contingency is fully utilized on the critical path of the MPS, which is below the Minimum Schedule Contingency level of 6 months. A schedule re-evaluation will be performed, utilizing the updated Contract 1300 Schedule. Recovery options are being implemented in key areas as work proceeds. SFMTA continues to meet with Contractor to discuss all schedule concerns and comments. CTS Headhouse concrete invert slab will require additional rebar than originally estimated impacting the schedule. Contract 1300 Schedule shows 20 days of delay in March with a new forecasted Revenue Service Date of 12 December 2019.

Contract 1300 Contractor submitted thirty eight (38) Schedule Updates from December 2014 to February 2018. SFMTA rejected twenty three (23) Schedule Updates from January 2016 to April 2016 and June 2016 to January 2018 due to multiple and repetitive issues that vary from incorrect working sequences to unrealistic forecasted completion dates to artificially steering the schedule longest path through certain portions of the project. SFMTA approved as noted December 2014 through December 2015, and May 2016 Schedule Updates. Contractor has been directed to develop a Recovery Schedule as required by Contract to mitigate the current forecasted project delay. The 18 month “gap” of missing Schedule Updates at the beginning of the job has interfered with efficient resolution of Contractor’s assertions of Unavoidable Delay to the project-wide Substantial Completion date, which is additionally impacting the Contractor’s review of options for schedule recovery.



The rebar cage at the south end of the Yerba Buena/Moscone Station headhouse roof comes together, as scaffolding and concrete forms continue to be constructed just to the north.

Schedule Highlights - Continued

Contract 1300 - WP1253 UMS / WP1254R CTS / WP1255 YBM / WP1256 STS:

The Contractor, Tutor Perini Corporation's (TPC) baseline schedule is incorporated into the master program schedule. The preliminary SFMTA Contract 1300 February 2018 schedule is used within the February Report. The SFMTA Contract 1300 February 2018 schedule is based on the approved baseline schedule logic with adjustments made for fixing retained logic and lags. The SFMTA will continue to use the SFMTA Contract 1300 schedule update as a forecasting tool going forward until the Contract 1300 Contractor submits an acceptable schedule that addresses all of SFMTA scheduling concerns.

Work Package P-1254R (CTS) has performed the following work this month:

- Continued applying waterproofing for Platform Cavern North (PCN)
- Poured invert slab for first 30' in Crossover Cavern
- Continued to install rebar for invert slab at the Crossover Cavern and South Platform Cavern
- Installed grounding grid, mud slab, and protection slab in Headhouse
- Continued street work (minor), ongoing monitoring and surveying

Work Package P-1253 (UMS) has performed the following work this month:

- Platform Station: Continued construction of wale encasements at intermediate strut and concourse levels, completed metal deck installation at Intermediate Strut level. Completed Installation of "Scalloped Walls" between Platform Strut and Mezzanine levels. Completed shotcrete wall between intermediate strut level and concourse level
- Emergency exit stairs 3 and 4: Continued F/R/P for walls, stairs, and landings
- North Concourse: Continued placing concrete for ventilation shaft walls and fireproofing for struts and roof beams at Concourse levels. Continued rough in for fire sprinklers. Commenced construction for Stair 1 at North Entrance and completed installation of metal deck
- South Concourse: Completed installation of South Headwall and continued construction for escalator ramp walls
- Ellis Street: Continued sidewalk restoration work at Ellis Street

Work Package P-1255 (YBM) has performed the following work this month:

- Continued to replace the force main and AWSS at 4th & Howard
- Continued to install new AWSS at 4th and Folsom
- Completed F/R/P of Stair 4 stairs and walls
- Began F/R/P of Stair 4 roof deck
- 95% completed on electrical rough-in on Mezzanine – Station box
- 65% completed on electrical rough-in on Concourse ceiling – Station box
- Continued installing metal framing (FHC) at Station Concourse
- Began F/R/P of seismic joints (Station Platform)
- Continued installing CMU walls and supports at Stair 1 (Station Platform)

Schedule Highlights - Continued

- Continued installing CMU walls and supports at Stair 4 (Station Platform)
- Began installing Elevators 1 and 2 (Station Platform)
- Poured F/R/P Stairs 8 and 9
- Continued sealing leaks in Headhouse Invert
- Began moving electrical equipment into Main Electrical Room and Traction Power Room (Headhouse Invert)
- 20% completed on electrical rough-in on Headhouse-Invert Walls
- Continued F/R/P equipment pads in Headhouse-Invert
- Began F/R/P Stair 6 walls (Headhouse-Concourse)
- Continued F/R/P Headhouse-Concourse columns
- Began installing fire sprinkler mains in Headhouse Concourse
- Continued demo of temp walls at Headhouse-Mezzanine
- Began F/R/P of pilasters at Headhouse-Mezzanine
- Began installing Stairs 5 and 6
- Began F/R/P of undersurface deck

Work Package P-1256 (STS) has performed the following work this month:

- Continued 4th/Brannan surface station foundation work
- Continued walkway installation inside tunnel



On the mezzanine level of the station box looking south, concrete forms are being constructed around the base of an opening for an elevator shaft, while concrete forms are stacked for site cleanup nearby.

Master Project Schedule

Activity ID	Activity Name	Original Duration	Start	Finish	2018				2019				2020		
					Q1	Q2	Q3	Q4	Q1	Q2	Q3	Q4	Q1	Q2	Q3
CENTRAL SUBWAY PROJECT															
Program Level Milestones															
PJ01000	Central Subway Project start	4527	03-Jun-03 A	10-Oct-20											Program Level Milestones
MS00044	Tunnel Excavation Complete - Project Milestone #44	4383	05-Jun-03 A	12-Dec-19											
MS00019	Baseline Finish Date: 12-26-2018	0	03-Jun-03 A	05-Sep-14 A											◆ Baseline Finish Date: 12-26-2018
MS00009	CSP Revenue Service Date	0		12-Dec-19*											◆ CSP Revenue Service Date
Preliminary Engineering Phase															
Final Design															
	Light Rail Vehicles	2661	05-Jun-03 A	07-Jan-10 A											Light Rail Vehicles
	Real Estate	1811	08-Jan-10 A	17-Jun-13 A											
	Real Estate	2361	15-Apr-13 A	01-Oct-19											
	Real Estate	3130	01-Aug-08 A	26-Mar-18											
Construction Phase															
	Construction Support and Costs	2868	04-Jan-10 A	10-Oct-20											
	Construction Utility Contract #1 - MOS & Portal CN-1250	3198	04-Jan-10 A	10-Oct-20											
	Construction Utility Contract #2 - UMS CN-1251	505	04-Jan-10 A	23-May-11 A											
	Construction Tunnels CN-1252	643	12-Jan-11 A	15-Oct-12 A											
	Construction Tunnels CN-1252	1518	08-Jun-11 A	26-Mar-18											
	Construction CN-1300	1704	03-Jun-13 A	01-Dec-19											
	Construction UMS Station P-1253	1683	17-Jun-13 A	01-Dec-19											
	Construction UMS Station P-1253	1704	17-Jun-13 A	29-Jun-19											
	Construction YBM Station P-1254R	1683	17-Jun-13 A	01-Dec-19											
	Construction YBM Station P-1255	1651	10-Jun-13 A	01-Jul-19											
	Construction STS P-1256	1628	03-Jun-13 A	13-Sep-19											
	Project Start Up	167	28-Jun-19	12-Dec-19											
Unallocated Contingency															
CO1.700	Cost Activity Unallocated Contingency (LOE) - 1.7.500.93.050.00 - Contingency	433	26-Mar-18	12-Dec-19											
	Cost Activity Unallocated Contingency (LOE) - 1.7.500.93.050.00 - Contingency	433	26-Mar-18	12-Dec-19											

SFMTA Central Subway Project Master Project Schedule Summary Schedule - March 2018														
Required Revenue Service Date: 26-Dec-18 Data Date: 26-Mar-18														



Vinyl sheeting, part of the waterproofing system used throughout station construction, has been laid atop an initial concrete slab at the south end of the Chinatown Station headhouse.

Contracts & Construction

Construction Contracts In Progress

Contract 1300: Combined Work Packages 1253, 1254, 1255, 1256

- Contractor: Tutor - Perini Corporation
- Amount: \$848.04 million
- Contract Status: 70.39% complete construction

Contracts Completed

[See Appendix D](#)

Contract 1250: Moscone Station and Portal Utilities Relocation

Contract 1251: Union Square/Market Street Station Utility Relocation

Contract 1277: Pagoda Theater Site Demolition (Funded separately from the CS Project budget)

Contract 1252: Central Subway Tunneling

Contract SBE Participation (Updated Quarterly) [See Appendix E](#)

Stations, Surface, Track and Systems

Contract 1300 Contractor: Tutor-Perini Corporation

Description of Work

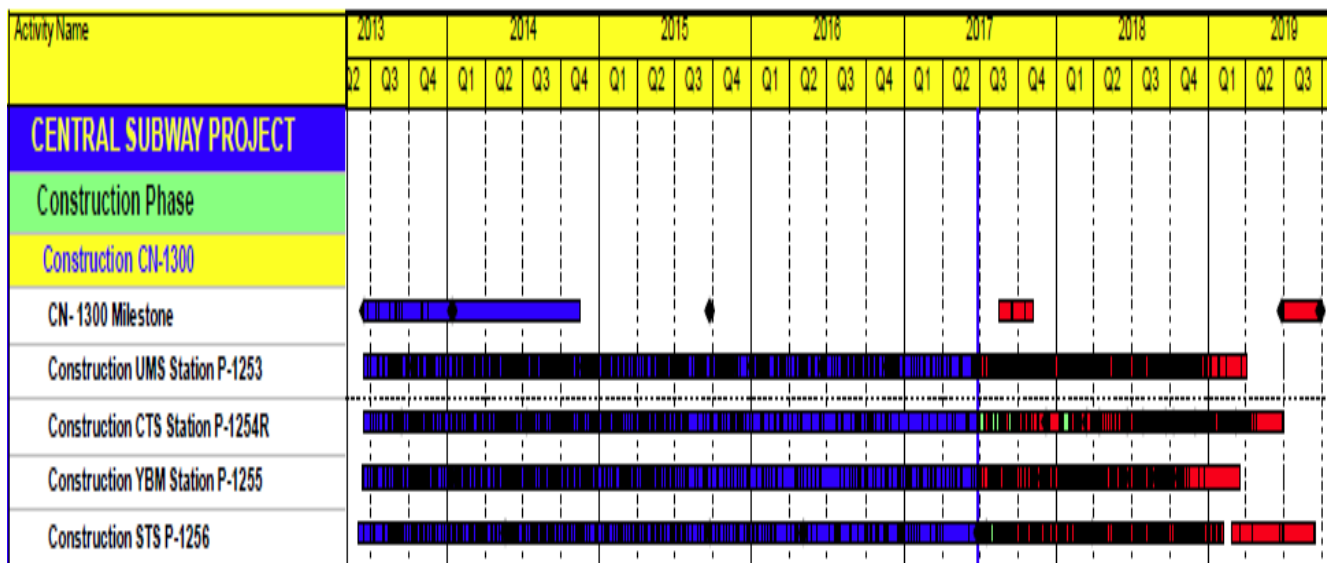
The Contract 1300 scope is to construct the Central Subway's three subway stations, one surface station, construct the 2,000 feet of surface track, and install track and operating systems throughout the new alignment. The separate station and systems work packages are presented in the following pages.

Work includes station finishes, AC and DC substations, elevators, escalators, lighting, emergency ventilation fans, HVAC fire alarm/ suppression/ protection, Cutter Soil Mixing, secant pile bottom up and Sequential Excavation Method construction, settlement monitoring, building protection, connecting to and modifying the BART Powell Street Station, PA, CCTV, signage, installation of fare collection equipment and station start-up and commissioning.

Contract Details	
Contract Awarded:	May 21, 2013
Notice to Proceed:	June 17, 2013
Substantial Completion:	February 28, 2018
Contract Award Value:	\$839,676,400
Modifications to Date (\$):	\$8,359,907
Modifications to Date (Days):	18
Current Contract Value:	\$848,036,307

Budget/Expenditures▲	
Current Budget	\$879,676,400
Other Project Offset Credits	\$3,123,097
Expenditures to Date	\$600,795,316

1300 Summary Schedule



Chinatown Station

Contract 1300 - Work Package 1254R



Current Work Status

- Continued applying waterproofing for Platform Cavern North (PCN)
- Poured invert slab for first 30' in Crossover Cavern
- Continued to install rebar for invert slab at the Crossover Cavern and South Platform Cavern
- Installed grounding grid, mud slab, and protection slab in Headhouse
- Continued street work (minor), ongoing monitoring and surveying

Work Expected Next Month

- Complete waterproofing, install invert final lining for North Platform, South Platform, and Cross Over Caverns
- Complete installation of waterproofing, rebar, and concrete for HeadHouse under Platform Invert Slab

Three Month Look Ahead

- Head house: Provide logistic support area for tunnel excavation
- Prepare and pour Invert Slab to Head-house

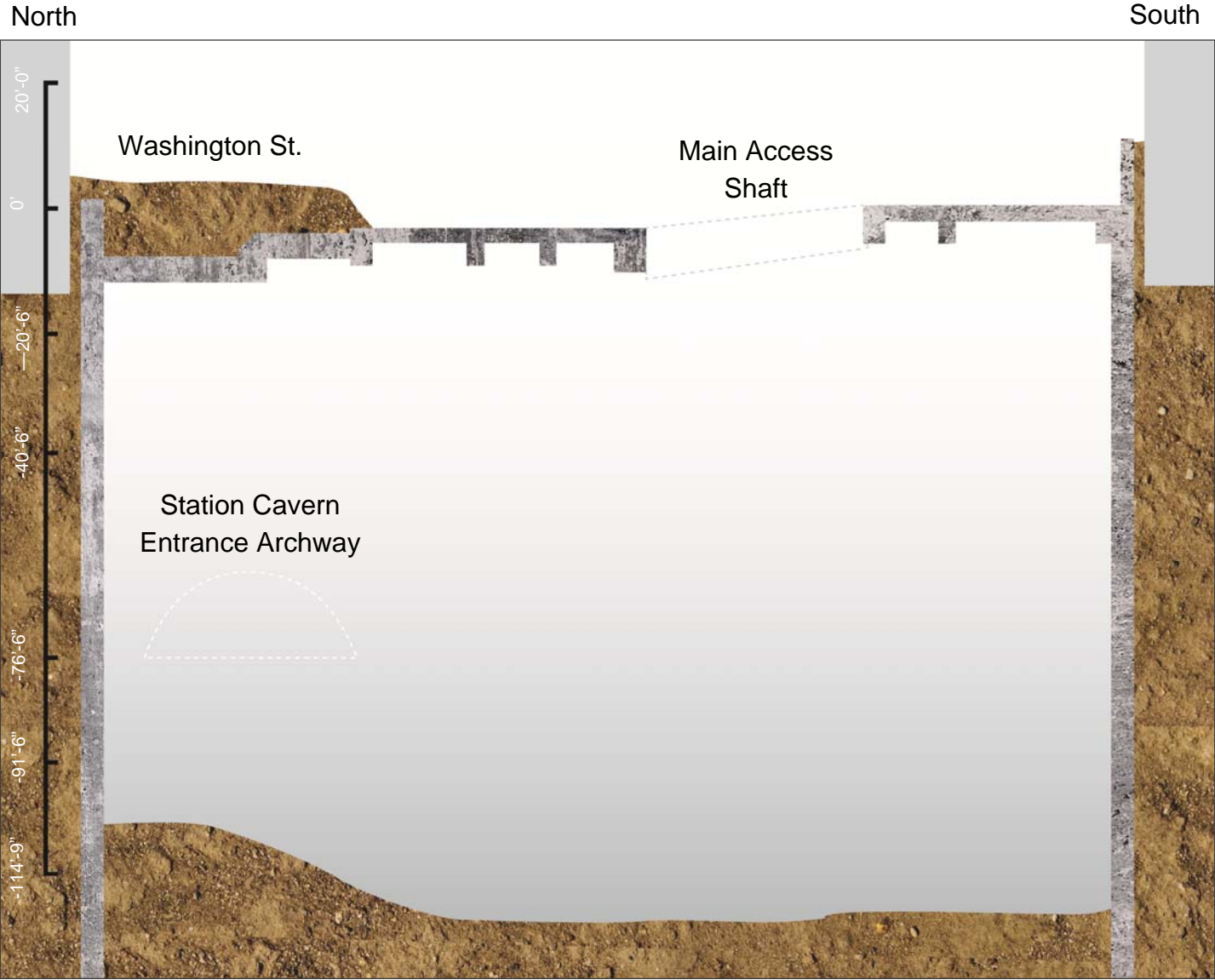
Description of Work

This Work Package is to construct one subway station. Includes station finishes, AC and DC Traction Power substations elevators, escalators, lighting, emergency ventilation fans, HVAC fire alarm/ suppression/ protection, slurry wall top-down construction, settlement monitoring, building protection, PA, CCTV, signage, installation of fare collection equipment and station start-up and commissioning.



- Complete removal of temporary shotcrete arches (interior)
- Complete Final Lining: complete smoothing, install geofabric, waterproofing, rebar, formwork and concrete
- Construct Under Platform and Platform levels


Station Excavation and Construction Progress Section



Station Cavern Excavation Progress Plan and Section

North

South




Continued below



Continued from above



Continued below



Continued from above

Chinatown Station Construction Status - Continued

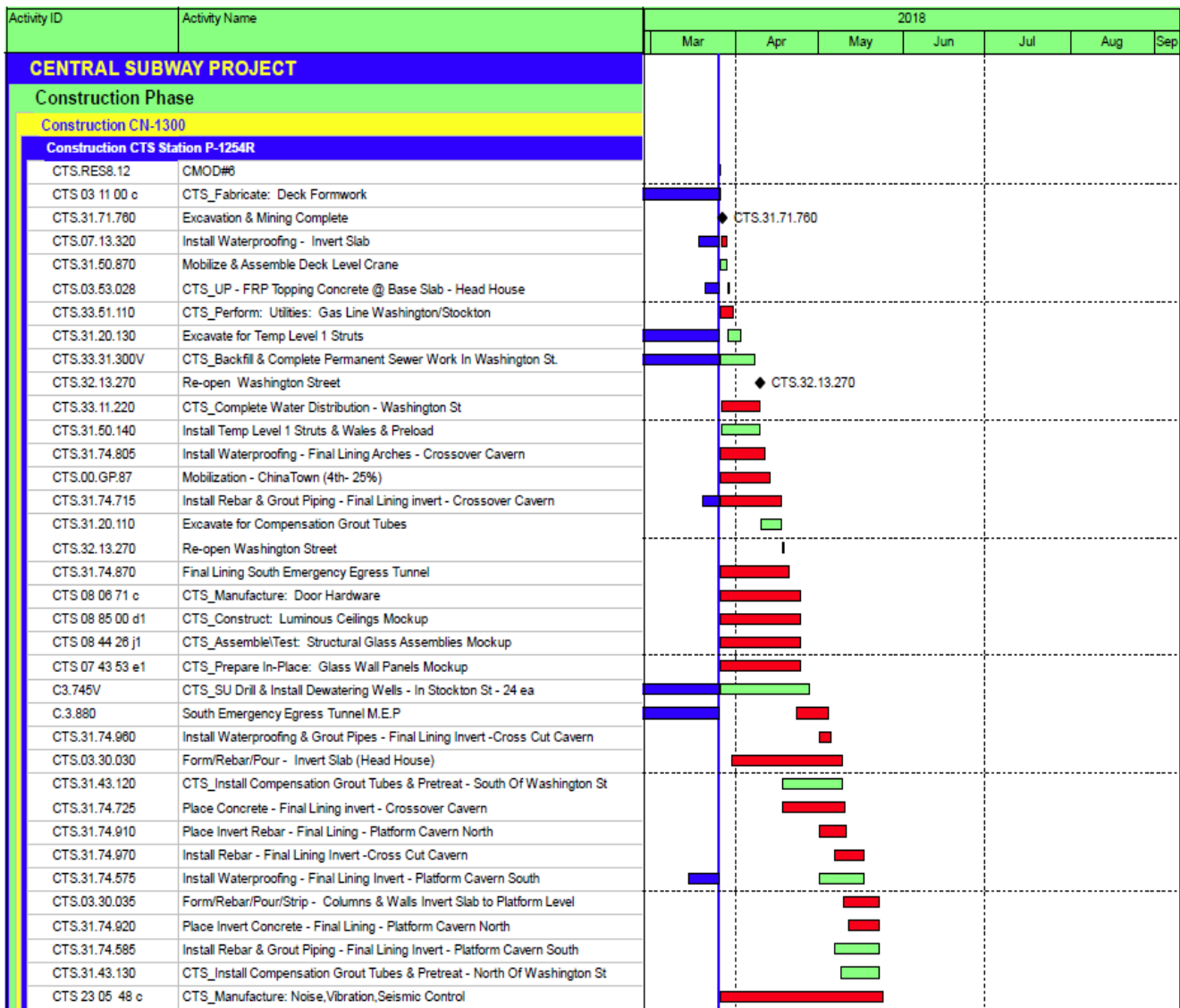
Contract Details

Contract Awarded:	May 21, 2013
Notice to Proceed:	June 17, 2013
Substantial Completion:	February 28, 2018
Contract Award Value:	\$247,567,810
Modifications to Date (\$):	\$2,964,460
Modifications to Date (Days):	18
Current Contract Value:	\$250,532,270

Budget/Expenditures

Current Budget	\$257,567,810
Other Project Offset Credits	\$75,000
Expenditures to Date	\$173,618,035

CTS Three Month Schedule



Union Square/Market Street Station

Contract 1300 Work Package 1253

Description of Work


This Work Package is to construct one subway station. Includes station finishes, AC and DC Traction Power substations elevators, escalators, lighting, emergency ventilation fans, HVAC fire alarm/ suppression/ protection, slurry wall top-down construction, settlement monitoring, building protection, PA, CCTV, signage, installation of fare collection equipment and station start-up and commissioning.

Current Status This Month

- Platform Station: Continued construction of wale encasements at intermediate strut and concourse levels, completed metal deck installation at Intermediate Strut level. Completed Installation of “Scalloped Walls” between Platform Strut and Mezzanine levels. Completed shotcrete wall between intermediate strut level and concourse level
- Emergency exit stairs 3 and 4: Continued F/R/P for walls, stairs, and landings
- North Concourse: Continued placing concrete for ventilation shaft walls and fire-proofing for struts and roof beams at Concourse levels. Continued rough in for fire sprinklers. Commenced construction for Stair 1 at North Entrance and completed installation of metal deck
- South Concourse: Completed installation of South Headwall and continued construction for escalator ramp walls
- Ellis Street: Continued sidewalk restoration work at Ellis Street

Work Expected Next Month

- Platform Station: Continue construction of wale encasements at Concourse Levels. Commence construction of the Platform
- North Concourse: Continue construction of Stair 1 at the North Entrance and continue construction of the North Headwall
- South Concourse: Continue construction for South escalator walls, and commence



assembly of escalators

- Ellis Street: Complete sidewalks at intersection of Stockton Street
- O’Farrell St.: Complete structural work at Emergency exit stairs 3 and 4. Work on completing utility work, and street and sidewalk restoration



Three Month Look Ahead

- Platform Station: Complete construction of wale encasements at Platform, Mezzanine, and Concourse levels. Complete wall constructions at Intermediate Strut and Concourse Levels. Complete upper level deck installation
- North Concourse: Complete concourse level slabs, wale encasements and shotcrete walls
- South Concourse: Complete South Escalator construction
- North Entrance: Complete construction of planters at street level, complete secondary steel to north entrance structure
- O’Farrell St.: Complete street and sidewalk restoration

Station Excavation and Construction Progress Section

North

South

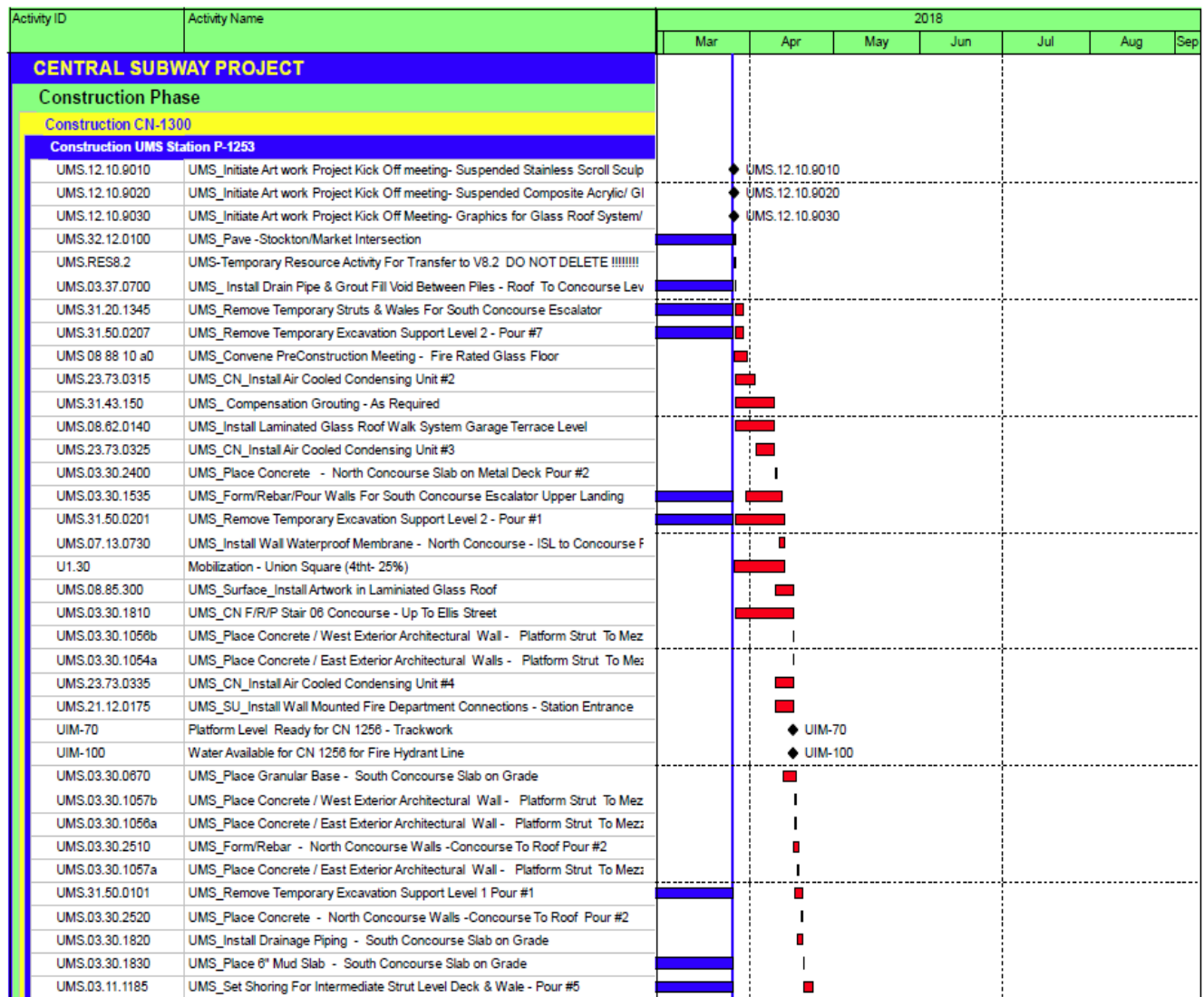


Union Square Market Street Station Construction - Continued

Contract Details	
Contract Awarded:	May 21, 2013
Notice to Proceed:	June 17, 2013
Substantial Completion:	February 28, 2018
Contract Award Value:	\$294,030,590
Modifications to Date (\$):	\$2,748,442
Modifications to Date (Days):	18
Current Contract Value:	\$296,779,032

Budget/Expenditures ▲	
Current Budget	\$314,030,590
Expenditures to Date	\$231,301,692

UMS Three Month Schedule



Yerba Buena/Moscone Station

Contract 1300 - Work Package 1255

Description of Work

This Work Package is to construct one subway station. Includes station finishes, AC and DC Traction Power substations elevators, escalators, lighting, emergency ventilation fans, HVAC fire alarm/ suppression/ protection, slurry wall top-down construction, settlement monitoring, building protection, PA, CCTV, signage, installation of fare collection equipment and station start-up and commissioning.

Current Status

- Continued to replace the force main and AWSS at 4th & Howard
- Continued to install new AWSS at 4th and Folsom
- Completed F/R/P of Stair 4 stairs and walls
- Began F/R/P of Stair 4 roof deck
- 95% completed on electrical rough-in on Mezzanine – Station box
- 65% completed on electrical rough-in on Concourse ceiling – Station box
- Continued installing metal framing (FHC) at Station Concourse
- Began F/R/P of seismic joints (Station Platform)
- Continued installing CMU walls and supports at Stair 1 (Station Platform)
- Continued installing CMU walls and supports at Stair 4 (Station Platform)
- Began installing Elevators 1 and 2 (Station Platform)
- Poured F/R/P Stairs 8 and 9
- Continued sealing leaks in Headhouse Invert
- Began moving electrical equipment into Main Electrical Room and Traction Power Room (Headhouse Invert)
- 20% completed on electrical rough-in on Headhouse-Invert Walls
- Continued F/R/P equipment pads in Headhouse-Invert
- Began F/R/P Stair 6 walls (Headhouse-Concourse)
- Continued F/R/P Headhouse-Concourse columns
- Began installing fire sprinkler mains in Headhouse Concourse
- Continued demo of temp walls at Headhouse-Mezzanine
- Began F/R/P of pilasters at Headhouse-Mezzanine
- Began installing Stairs 5 and 6
- Began F/R/P of undersurface deck



Work Expected Next Month

- Continue utility work at intersection of 4th & Folsom and 4th & Howard
- Install street lights at 4th and Clementina
- Continue to install new AWSS at 4th and Folsom

Work Expected Next Month (continued)

- Install new FH at 4th and Folsom columns
- Continue F/R/P of Stair 4 roof deck
- Place PG&E and AT&T utilities in Stair 4 area per PCC 159
- Complete electrical on Mezzanine – Station Box
- Continue electrical rough-in on Concourse, pour Station Concourse topping slab
- Continue installing anchors for luminous ceiling at Station Concourse
- Continue installing metal framing (FHC) at Station Concourse
- Continue F/R/P of seismic joints (Station Platform)
- Complete installing pyrok at tunnels north and south of YBM
- Complete installing Pyrok, Platform level
- Continue installing CMU walls at Stair 1
- Complete F/R/P Stair 3 (Station Platform)
- Complete installing CMU walls at Stair 4
- Continue installing Escalators 1 and 2 (Station Platform)
- Finish sealing leaks in Headhouse Invert
- Continue Rough-in Fire Sprinkler (Headhouse Invert)
- Continue moving electrical equipment into Main Electrical Room and Traction Power Room (Headhouse Invert)
- Continue electrical rough-in for light fixtures (Headhouse-Invert)
- Continue F/R/P equipment pads in Headhouse-Invert
- Continue F/R/P Headhouse-Concourse columns
- Continue F/R/P Stair 6 walls (Headhouse-Concourse)



- Continue installing fire sprinkler mains in Headhouse Concourse
- Complete demo of temp walls at Headhouse-Mezzanine
- Complete F/R/P of pilasters at Headhouse-Mezzanine
- Finish installing Stairs 5 and 6


Three Month Look Ahead

- Start AT&T and PG&E contract work on Folsom
- Begin pavement renovation work on 4th and Folsom
- Pour West Side topping slab, Mezzanine – Station box
- Continue interior finishes on Mezzanine & Concourse Levels within Station Box
- Pour Headhouse Invert topping slab
- Continue placement of stairs within Station and Headhouse
- Begin installation of station power electrical vaults on Folsom Street
- Place undersurface deck

Station Excavation and Construction Progress Section

North


South



West

4th St.

East



Yerba Buena Moscone Station Construction - Continued

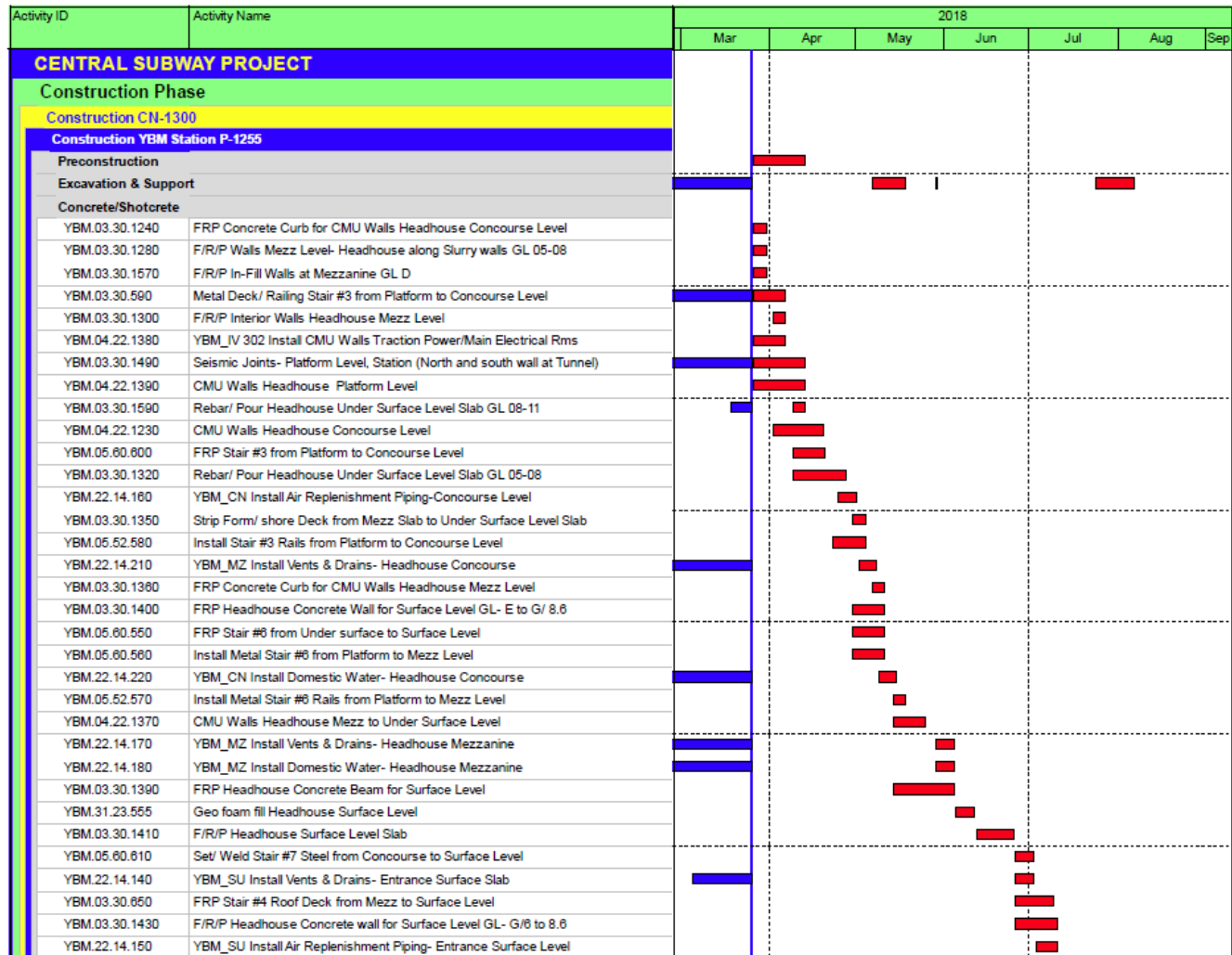
Contract Details

Contract Awarded:	May 21, 2013
Notice to Proceed:	June 17, 2013
Substantial Completion:	February 28, 2018
Contract Award Value:	\$158,089,000
Modifications to Date (\$):	\$300,214
Modifications to Date (Days):	18
Current Contract Value:	\$158,389,214

Budget/Expenditures ▲

Current Budget	\$163,089,000
Other Project Offset Credits	\$415,331
Expenditures to Date	\$120,895,980

YBM Three Month Schedule



Systems, Trackwork, & Surface Station

Contract 1300 - Work Package 1256

Description of Work


This Work Package is to construct one Surface Station. Includes light rail track and systems, track invert, track safety walkways; light rail track and systems constructed on the 2,000 foot surface for the alignment from the tunnel portal, south to the tie-in to the existing Muni T-Line at Fourth and King Streets; and the surface Fourth and Brannan Street (FBS) Station.

Current Status

- Continued 4th/Brannan surface station foundation work
- Continued walkway installation inside tunnel

Work Expected Next Month

- Continue OCS pole installation
- Continue pavement renovation at 4th/Bryant and 4th/Brannan intersections
- Continue 4th/Brannan platform
- Complete track work between Townsend and Bryant
- Continue walkway installation inside tunnel



Three Month Look Ahead

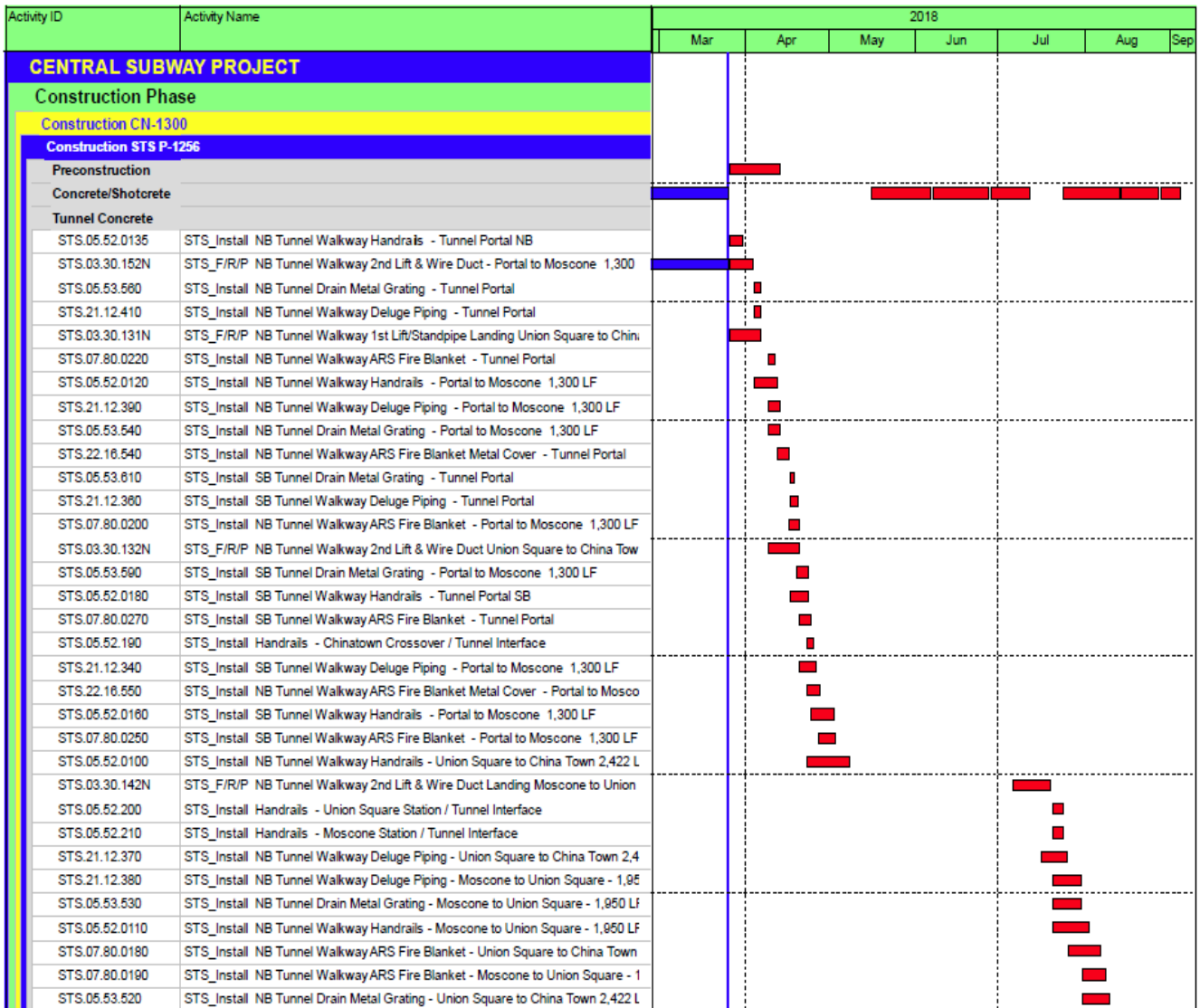
- Complete OCS pole installation
- Complete pavement renovation at 4th/Bryant and 4th/Brannan intersections
- Continue 4th/Brannan platform
- Continue surface track installation
- Continue OCS pole installation
- Continue walkway installation inside tunnel

Systems, Trackwork, & Surface Station Construction - Continued

Contract Details	
Contract Awarded:	May 21, 2013
Notice to Proceed:	June 17, 2013
Substantial Completion:	February 28, 2018
Contract Award Value:	\$139,989,000
Modifications to Date (\$):	\$2,346,790
Modifications to Date (Days):	18
Current Contract Value:	\$142,335,790

Budget/Expenditures	
Current Budget	\$144,989,000
Other Project Offset Credits	\$2,632,766
Expenditures to Date	\$71,856,512

Systems, Track and Surface Station Three Month Schedule



Program Components

Community Outreach

Outreach public information, events and presentations for March 2018 include:

- Continued noise mitigation meetings with Tutor Perini and community stakeholder
- Ongoing outreach to merchants and residents
- Conducted meetings and face-to-face visits with various merchant stakeholders along the alignment
- Preparation and dissemination of construction notices
- Produced quarterly construction update video and other multimedia content
- Responded to constituent complaints

Outreach in Support of Mitigation and Monitoring

Team members participated in weekly progress to address neighborhood concerns

Outreach and communication efforts continue in Chinatown, Union Square, and SOMA

Weekly photo documentation of project work and editing

Weekly construction update emails sent to list of approximately 700 residents and stakeholders

Media Coverage

Central Subway Media Coverage			
Date	Title (with link to story)	Source	Reporter/Writer
3/13/2018	SF Muni's new light-rail cars are different — and riders like them	San Francisco Chronicle	Michael Cabanatuan
3/20/2018	Muni shuffles schedules, preps for Central Subway	SFBay	Jerold Chinn
3/29/2018	Chinatown merchants tired of all the construction	ABC 7 News San Francisco	Lyanne Melendez

Quality Assurance

Quality Assurance monthly activity of oversight, surveillance, audits, proactive feedback and QA records actively involves the Project construction management staff, the resident engineers, the prime construction contractor and their subcontractors.

Stations and Systems Contract CN1300 Quality Assurance Monitoring – On Going/As Reported Previously

- UMS structural steel installation – Continued Inspection/acceptance/documentation by Smith Emery CWI's of all welds associated with the ongoing Installation of structural and excavation support steel
- Continuation of Station construction at UMS and YBM
- Waterproofing of CTS Cavern
- STS invert and plinth concrete placements for track installation continue
- STS rail installation
- TPC QC Daily Inspection Reports posted to CM13 which includes TPC's Specialty Subcontractor's QC checklists and associated documentation and Smith Emery Inspection Reports; TPC's Subcontractor that provides laboratory and Inspection Services – including Special Inspections required for the City of San Francisco's Department of Building Inspection (DBI) for all permitted work
- Preparatory, Initial Phase, and in particular, Concrete Preplacement Meetings continue as the scheduled activities dictate
- Bi-Weekly Quality Task Force (QTF) Meetings – ongoing dialog regarding; planning for upcoming Work, identification and mitigation of in-process potentially unsatisfactory work, generation of CNCRs, welding inspection documentation, HOLD points and other items related to TPC's QC efforts in implementing TPC's approved Quality Control Program (QCP). Additionally, the Contractor's Quality Control Manager (QCM) and Assistant QCMs continue to be provided with salient information from the PQM's participation/attendance in Project and Work Package Progress Meetings
- Weekly Work Package Progress Meetings for STS, YBM, UMS and CTS
- Monthly Project Risk Mitigation, Safety and Security and weekly MEP Progress and CMB Meetings as scheduling constraints allow

Document comment and review:

- Contractor's submittals, e.g., review of welding, concrete (including shotcrete) and other Quality related submittals/comments as requested to support the RE's and CM, and RFIs related to quality and welding
- QA Staff continues random/spot checks of the 1300 Contractor's Field Testing lab results – accomplished upon review of the preliminary test reports provided as required the Contract Documents via email from the Contractor's testing laboratory which includes concrete cylinders and shotcrete cores and shotcrete C1550 flexural specimens

Quality Assurance - Continued

- Contractor Non Conformance Reports (CNCR) Status as indicated in the TPC QC CNCR Log:
 - ◇ 10 (+2 from last month) CNCRs are currently posted to the CNCR Log as INITIAL entries (C1300 is required to generate a CNCR within 24 hours of becoming aware of what appears to be non-conforming work).
 - ◇ 9 (-3 from last month) CNCRs are currently posted to the CNCR Log as DISPOSITIONED and are being reviewed by associated SFMTA RE to verify that the Contractor's proposed disposition is appropriate.)
 - ◇ 13 (+1 from last month) CNCRs are currently posted to the CNCR Log as DISPOSITIONED (NOT ACCEPTABLE) and have been returned to the Contractor because the RE's review of the Contractor's proposed disposition determined that the proposed disposition is not appropriate and must be revised).
 - ◇ 27 (+6 from last month) CNCRs are currently posted to the CNCR Log as APPROVED because the suggested REPAIR dispositions have been approved and the CNCRs will remain open until the approved REPAIR procedure is performed.
 - ◇ 257 (+1 from last month) CNCRs are currently posted to the CNCR Log as CLOSED.
 - ◇ 38 (no change from last month) CNCRs are currently posted to the CNCR Log as VOIDED (subsequent evaluation of the INITIAL CNCRs determined that a CNCR is not warranted)
 - ◇ 354 (+7 from last month) CNCRs are currently posted to the CNCR Log

QA Issues:

- None to report for March 2018

QA Concerns:

- As described previously, typical to similar Projects, work performed prior to receipt of approval status of required submittals (including coordination and shop drawings)/RIFs with/without knowledge of QC or responsible production supervision, remains a potential item(s) of concern
- Also as previously described and typical to similar Projects, the untimely identification and mitigation (SFMTA approval) of "last minute items", such as too little clear cover for reinforcement due to unanticipated proximity of adjacent objects in a concrete lift, remains an ongoing challenge to all involved. As mentioned last month, Project Quality has not suffered to date; however the aforementioned concern remains
- Continue regarding Project schedule compression demands disrupting RE and Design Staff priorities as mentioned above, Quality has not suffered but the concern remains
- Water intrusion at YBM Invert Slabs – Surveillance in-process to verify C1300 Contractor's compliance with Contract Documents

Other Program QA Practices Implemented

- Close-out of Corrective Action Requests: Close outs continued as required from Quality Assurance staff's Audits, Surveillances and PMOC Quarterly Reviews. The status is tracked in the Corrective Action Log that is available to the project team and the FTA PMOC
- Quality Assurance Surveillance QAS 82, verified C1300 Contractor's compliance at the YBM Station Inverts with Contract Documents regarding water intrusion at YBM, was posted to the Project's EDMS

Risk Management

Risk Mitigation Management Meeting No. 104 was held on Tuesday, March 06, 2018. The members of the Risk Assessment Committee in attendance, reviewed the top risks in accordance with the risk summary sheet, which have been given a rating by The Committee of six and above.

During this month's meeting, the Committee performed a quarterly review of active risk items to determine and evaluate if a risk rating continues to be valid or requires additional reassessment. The outcome of the quarterly review yielded no changes to the risks being monitored on the Risk Register. Risk #248 was recommended for retirement from the Risk Register following completion of construction work at CTS.

Thirty seven (37) construction risks and one (1) remaining requirement risk was tracked on the Project's Risk Register. Additional vetting of these risks will be done at next month's meeting. Establishing strategies for mitigation and evaluating potential unforeseen issues or conditions.

The Committee will continue to follow risks and risks will be monitored and statuses updated with the use of the risk mitigation status sheets, providing monthly updates by the Risk owner to demonstrate the assigned mitigation strategy is being implemented.

Risk #	Risk Description	Risk Rating
248	Production Rate – existing sequence at CTS (actual vs expected effort not achieved)	25
240	Unresolved Assignment of Schedule Delay Responsibility (may lead to increase cost for the Program)	12
251	Physical activities missing (not defined) in the schedule / identify activities of undefined scope	8
234	Sequential Excavation Method at CTS - Contractor's propose method will induce detrimental subsidence	7
249	Unable to re-sequence the current construction activities which are linear	7
253	Do not have adequate resources defined to do the work	6
52	Unacceptable settlement and impact on major utilities at CTS. (OLD SEWERS AND OTHERS WITHIN 20FT SPACE BETWEEN TOP OF CAVERN AND STREET LEVEL)	6
238	Quality Program is ineffective in processing the nonconformance items causing schedule impacts	6
205	Prolong period of CMod's creates additional cost/causes bad blood between Resident Engineer and Contractor	6
229	CN1300 System Acceptance Testing	6

Program Safety & Security

The San Francisco Municipal Transportation Agency is committed to the highest practical level of safety and security standards and practices in the public transit industry. The Safety and Security Management Plan (SSMP) components are reported on below as appropriate including, Safety and Security Committee, the Fire Life Safety and Security Committee the Construction Conformance Verification and Documentation and Contractor Safety and Security.

Project Management/Construction Management (PMCM) Team

Safety bulletin boards have subjects covering the complacency and daily job briefings.

Safety Summary for the 1300 Stations Systems Track Construction Package

During the month of March, TPC incurred four first aid incidents. All workers were taken to a local emergency clinic, examined, treated and returned to work without any lost time.

Two were hand injuries where workers got their fingers caught in between forms or rebar. One was a back strain due to lifting and the last one was a neck pain because they turned their head too quickly.

Table 1300 Stations Construction Safety Record

Table 1300 below summarizes the Month to Date and Project to Date for the Stations, Systems and Track Construction contractor and subcontractors.

Next Month Look Ahead

1300 Contract

1. At the CTS station, excavation has been completed. Invert slab poured for first 30' in Crossover Cavern.
2. At the UMS station, TPC continues construction of wale encasements at Intermediate Strut and Concourse levels.
3. At the YBM station, TPC continues installing metal framing (FHC) at Station Concourse. They have also began installing Elevators 1 and 2 (Station Platform).
4. At the STS station, TPC and their sub contractors continue 4th/Brannan surface station foundation work and walkway installation inside tunnel.

Program Safety & Security - continued

Project Safety Record - Contract 1300

SAFETY GOALS

Through Month End March 2018

OSHA Recordable Accidents, <3.4
Lost Time Cases, <1.6

JOB TO DATE	Tutor	Subs	Total Project	Rate*
OSHA Recordable Accidents	5	1	6	0.44
Job Transfer or Restricted Duty Cases	0	0	0	0.00
Lost Time Cases	2	0	2	0.15
Total Project Incidents	7	1	8	0.59
Man Hours Worked Through M/E Mar 2018	1,260,968	1,472,792	2,733,759	

YEAR TO DATE (Month ,Day, Year to Month, Day, Year)	Tutor	Subs	Total Project	Rate*
OSHA Recordable Accidents	0	0	0	0.00
Job Transfer or Restricted Duty Cases	0	0	0	0.00
Lost Time Cases	1	0	1	1.04
Total Project Incidents	1	0	1	1.04
Man Hours Worked Through M/E Mar 2018	124,686	67,419	192,104	

* Rate is calculated based on number of incidents divided by total number of man hours worked multiplied by 200,000 man hours.

OSHA Recordable Accidents - 2008 Construction Industry Rate for Highway, Street, and Bridge Construction = 3.9

*Classifications change at a later date due to additional information becoming available, thereby, changing the numbers on the chart.

For example, what was once classified as an accident can become a first aid which leads it to no longer being recordable.

Technical Capacity

The Program is in the process of finding a permanent replacement for the Director position. Currently, an Acting Director has been named until a permanent replacement is found. In addition, the program is in the process of establishing a job description for a Startup and Testing Manager. The Program is also considering candidates for Contracts Claims Administrator or Change Order Administrator and is interested in identifying additional candidates for supplementation of the team in the areas of Construction Inspector and Office Engineer, and persons with expertise in MEP Coordination and Systems implementation.



Seemingly endless levels of struts span the width of the Chinatown Station headhouse, looking north from a third of the way up the access staircase.

Staffing

The Central Subway Staffing Table shows Planned and Actual full-time equivalent staff (FTEs) working on the Program by organizational function and responsibility.

	Jan-2018		Feb-2018		Mar-2018	
	Planned	Actual	Planned	Actual	Planned	Actual
Project Management						
Program Management	6.60	5.00	6.60	5.00	6.60	4.70
Quality Assurance	1.80	1.30	1.80	1.30	1.80	1.30
Contract Administration	1.40	10.40	1.40	9.40	1.40	8.90
Community Outreach	5.50	2.50	5.50	2.50	5.50	2.50
Finance	2.00	0.00	2.00	0.00	2.00	0.00
Project Controls	4.80	4.30	4.80	4.30	4.80	3.90
Subtotal	22.10	23.50	22.10	22.50	22.10	21.30
Construction Management						
CM - CN 1252	0.00	0.00	0.00	0.00	0.00	0.00
CM - CN 1300	22.20	27.10	22.20	25.90	22.20	25.20
Design Support - CN 1252	0.00	0.00	0.00	0.00	0.00	0.00
Design Support - CN 1300	9.00	12.20	9.00	9.00	9.00	9.00
Subtotal	31.20	39.30	31.20	34.90	31.20	34.20
Start Up						
Start Up / Safety & Security	5.95	0.20	5.95	0.20	5.95	0.20
Subtotal	5.95	0.20	5.95	0.20	5.95	0.20
Total	59.25	63.00	59.25	57.60	59.25	55.70

Third-Party Agreements

No activity in this reporting month.

LRV Procurement

SFMTA has initiated a new light rail vehicle procurement to acquire up to 260 vehicles over the next 15 years. The scope includes the design, manufacture, delivery and testing of up to 260 light rail vehicles together with associated services, spare parts, special tools, training and documentation. This includes an initial delivery of 24 cars, scheduled for delivery from 2017 - 2018 to supplement the fleet when the SFMTA's Third Street Phase 2 - Central Subway Project extension opens.

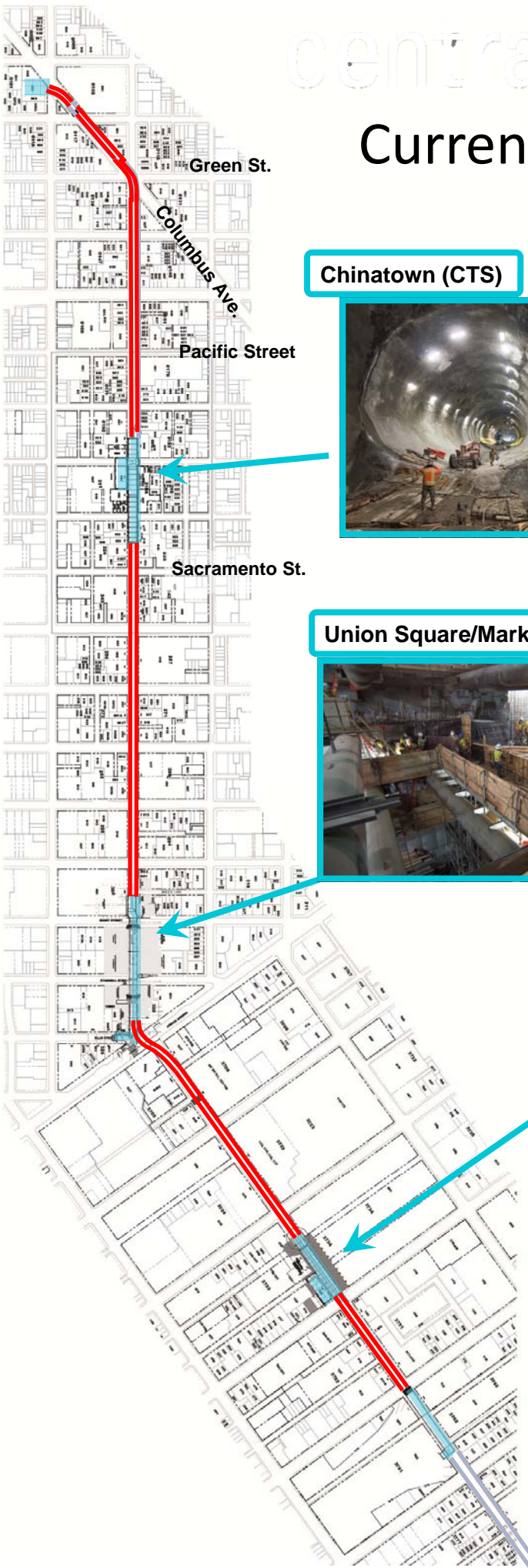
Production of the first 24 cars continues. 7 cars are now in service, with 9 more on property going through the test and commissioning process. The delivery and acceptance process is on schedule to put one vehicle in service per week.



Rain falls in SoMa near a double track crossover between Townsend and Bluxome.

Central T subway

Current Construction Activity



Chinatown (CTS)




Union Square/Market Street (UMS)



Yerba Buena/Moscone (YBM)



4th St. Surface Track, Systems (STS)





The massive shell of the Chinatown Station platform cavern and part of the curved cross-cut cavern entrance from the headhouse can be seen looking south from the edge of the north cavern.



A crew lays out huge sheets of plastic sheeting during a rainstorm to reduce mud at the bottom of the Chinatown Station headhouse.




Carpenters assemble portions of framing for concrete forms at the south end of the Chintown Station track crossover cavern.



Workers pass back and forth up and down the station cavern, carrying strands of rebar from their delivery area a hundred yards to the north.




Huge concrete forms are assembled at the south headwall of the Union Square/Market Street Station, as part of interior wall and escalator footing construction.



Equipment and materials are moved inside the surface worksite north of O'Farrell, near one of the access shafts used to lower them into the station box.



New sections of sewer pipe have been placed in a trench along the east side of Stockton between Ellis and O'Farrell as part of the initial stages of street restoration work.



Carpenters work together to fashion temporary railings for the staircase inside the north station entrance at Union Square.




Large gauge rebar extends skyward from inside the future roof deck of the Yerba Buena/Moscone Station headhouse, which may be used as a structural foundation for future transit-oriented development.



Two men climb up to the station platform from the southbound track area at the south end of the station box. Interior walls and utilities are being installed in the portions of the station already built.



Large, complex sections of scaffolding are carefully positioned into place atop the concourse level floor slab inside the station headhouse.



Carpenters build a concrete form for the footing of a future wall inside the platform level of the Yerba Buena/Moscone Station headhouse, where electrical equipment is being placed.




Carpenters install formwork and utility conduits inside the 4th and Brannan surface station's platform foundation rebar cage.



Reinforced concrete walkways along the inner sides of the twin subway tunnels are being constructed one section at a time going north.



Workers tend to a concrete pump at the top of the tunnel portal at Bryant Street during a heavy rain.



Sections of walkway plates for the twin subway tunnels are collected and stored in the storage yard west of the tunnel portal at 4th and Bryant.

Appendix A

DETAIL COST REPORTS

*March 2018 Notice: The City is in the process of transitioning from FAMIS to Financial System Project (FSP). During the transition, we are unable to provide accurate financial updates. Once FSP is updated and validated, we will reconcile our reports accordingly. We will be projecting current expenditures and anticipate the reconciled updates will be available early next year.

1. PROJECT COST

The Current Cost Estimate (CCE) for the Central Subway Project is **\$1.578 billion** in year of expenditure dollars (\$YOE). This total project cost is shown at the top of Report 7.1, Program Project Budget. This capital cost projection incorporates allocated and unallocated contingencies to cover the risks associated with the project completion.

Total net incurred costs for the project are \$1,196.09 million, a \$8.44 million increase over last month. The cost to date figure reflects expenditures through FAMIS 786 Report (\$1,152.03 million) plus the utilities joint trench Form B Reimbursement payment (\$11.27 million), invoices currently being processed (\$31.05 million) and estimates of outstanding pay requests (\$1.78 million). This incurred amount equals 75.78% of the total project budget of \$1.578 billion.

The current funding level to date is \$1,479.79. This represents 94% of the total project budget.

CONTRACT	PP NO	PP PERIOD TO	PROG PYMT AMOUNT	CONTRACT	PP NO	PP PERIOD TO	PROG PYMT AMOUNT
CS155.1*	69	3/31/2016	\$ 13,280.00	CS155.3*	96	3/31/2018	\$ 78,219.18
CS155.1*	70	6/30/2016	\$ 24,327.00	CN 1300	49	1/31/2018	\$ 10,913,871.00
CS155.1*	71	9/30/2016	\$ 65,000.00	CN 1300	50	2/28/2018	\$ 8,949,472.00
CS155.1*	72	12/30/2016	\$ 50,000.00	CN 1300	51	3/31/2018	\$ 8,854,485.00
CS155.1*	73	3/31/2017	\$ 35,282.00	CS149	109	1/31/2018	\$ 657,833.56
CS155.2	92	10/31/2017	\$ 401,536.84	CS149	110	2/28/2018	\$ 197,600.70
CS155.2	93	11/30/2017	\$ 379,157.37	CS149*	111	3/31/2018	\$ 197,600.70
CS155.2	94	12/31/2017	\$ 297,049.51	CS156	83	10/31/2017	\$ 13,646.43
CS155.2	95	1/31/2018	\$ 285,148.85	CS156	84	11/30/2017	\$ 17,451.49
CS155.2*	96	2/28/2018	\$ 285,148.85	CS156*	85	12/31/2017	\$ 17,451.49
CS155.2*	97	3/31/2018	\$ 285,148.85	CS156*	86	1/31/2018	\$ 17,451.49
CS155.3	93	12/31/2017	\$ 78,219.18	CS156*	87	2/28/2018	\$ 17,451.49
CS155.3*	94	1/31/2018	\$ 78,219.18	CS156*	88	3/31/2018	\$ 17,451.49
CS155.3*	95	2/28/2018	\$ 78,219.18	other accruals*		3/31/2018	\$ 517,320.89

2. CONTINGENCY ALLOCATIONS AND USAGE

The current Total Project Contingency is **\$74.07 million**, which is a \$49.07 million favorable balance against the current Minimum Contingency level of \$25 million. The Contingency Drawdown Curve is shown in Report 7.3. Follows by Report 7.4 Contingency Management Trend Report with the Remaining Contingency after Approved Changes Deducted contingency items in column "i".

In this reporting period, Contract 1252 Tunnel processed two contract modifications as credit offsets in the amount of \$131,715. Contract 1300 Station did not process any contract modifications in this reporting period.. Refer to Report 7.5 for approved contract modifications and potential changes.

3. BUDGET TRANSFERS

Contract 1252 Tunnel processed two contract modifications as credit offsets in the amount of \$131,715 in SCC 10 category. There is a net budget transfer of \$0 in this reporting period due to the further drill down of SCC 10-50 categories; allocated contingency is in SCC 20 category. When a contract modification is processed, the funds are drawn from allocated contingency.

4. FORM B

The Utilities Joint Trench Form B Details is listed in the Table A2 below. Total utilities joint trench Form B Reimbursement payment to three construction contracts is \$11.27 million.

TABLE A2: UTILITIES JOINT TRENCH FORM B DETAILS	[A] Mar 2015 BUDGET	[B] EXPENDED TO DATE	Associated Cost Account
1.3.491.07.040.02 - FORM B - CN1250 UTILITY REIMBURSEMENT	(2,275,419)	2,463,325	1.3.081.07.040.02 - 1UTL:SITWORK: UTILITIES & RELOC
1.3.491.08.040.02 - FORM B - CN1251 UTILITY REIMBURSEMENT	(7,618,412)	3,608,217	1.3.082.08.040.02 - 2UTL:SITWORK:UTILITIES&RELOCATE
1.3.491.02.040.02 - FORM B - CN1252 UTILITY REIMBURSEMENT		3,975,656	1.3.083.02.040.02 - TUNN:Sitework:Utilities & Relocate
1.3.491.04.040.02 - FORM B - CTS: CN1300 UTILITY REIMBURSEMENT	(451,703)	441,304	1.3.085.04.040.02 - CTS.1254: SITE UTILITIES, UTILITY RELOCA
1.3.491.09.040.02 - FORM B - STS: CN1300 UTILITY REIMBURSEMENT	(1,000,000)	-	
1.3.491.03.040.02 - FORM B - UMS: CN1300 UTILITY REIMBURSEMENT	(528,370)	466,189	1.3.084.03.040.02 - UMS.1253: SITE UTILITIES, UTILITY RELOCA
1.3.491.05.040.02 - FORM B - YBM: CN1300 UTILITY REIMBURSEMENT	(100,000)	314,072	1.3.086.05.040.02 - YBM.1255: SITE UTILITIES, UTILITY RELOCA
TOTAL	(11,973,904)	11,268,764	

5. EARNED VALUE (EV) ANALYSIS

In March 2018 Report, the Preliminary Earned Value Analysis reports is based on the SFMTA March Schedule Update. The Planned Value, Earned Value, Actual Cost, Percent Complete and resulting indexes as follows:

Preliminary March Earned Value

Overall Budgeted Cost:	\$1,578,300,000
Planned Value:	\$1,516,102,216
Earned Value:	\$1,203,368,291
Actual Cost:	\$1,196,086,215
Schedule Performance Index (SPI):	0.79
Cost Performance Index (CPI):	1.01
Percent Complete:	76.2%

SFMTA, EV Chart										
March 31, 2018 Update										
Activity ID	Activity Name	Start	Finish	Performance % Complete	Budgeted total cost	Planned Value Cost (PV)	Estimated Value Cost (EV)	Actual Total Cost (AC)	CPI	SPI
CENTRAL SUBWAY PROJECT										
		03-Jun-03A	08-Dec-21	76.18%	\$1,578,300,004.62	\$1,516,102,216.31	\$1,203,368,290.91	\$1,196,086,215.18	1.01	0.79
	Preliminary Engineering Phase	03-Jun-03 A	07-Jan-10 A	100%	\$46,542,061.34	\$46,542,061.02	\$46,542,061.02	\$46,542,060.53	1.00	1.00
	Final Design	08-Jan-10 A	17-Jun-13 A	100%	\$115,075,987.10	\$115,075,987.06	\$115,075,987.06	\$113,950,952.17	1.01	1.00
	Light Rail Vehicles	15-Apr-13 A	01-Oct-19	8.25%	\$26,385,653.00	\$26,385,653.00	\$2,177,131.58	\$10,598,346.72	0.21	0.08
	Real Estate	01-Aug-08 A	26-Mar-18	82.4%	\$32,140,417.71	\$37,405,895.00	\$30,822,332.40	\$30,626,115.53	1.01	0.82
	Construction Phase	03-Jan-10 A	19-Apr-21	75.01%	\$1,349,149,982.64	\$1,230,692,620.23	\$1,008,750,778.85	\$994,368,740.23	1.01	0.78
	Construction Support and Costs	03-Jan-10 A	19-Apr-21	60.13%	\$200,922,851.00	\$146,378,252.43	\$120,167,546.57	\$130,469,997.00	0.92	0.82
	Construction Utility Contract #1 - MOS & Portal CN-1260	04-Jan-10 A	23-May-11 A	100%	\$11,968,150.00	\$11,968,150.00	\$11,968,150.00	\$11,968,150.00	1.00	1.00
	Construction Utility Contract #2 - UMS CN-1251	12-Jan-11 A	15-Oct-12 A	100%	\$20,669,081.47	\$20,794,582.00	\$20,794,582.00	\$20,669,081.47	1.01	1.00
	Construction Tunnels CN-1252	08-Jun-11 A	26-Mar-18	99.44%	\$235,913,500.06	\$251,068,967.23	\$249,672,040.28	\$233,568,922.94	1.07	0.99
	Construction CN-1300	03-Jun-13 A	23-Nov-19	70.39%	\$879,676,400.11	\$860,482,666.57	\$606,148,459.99	\$597,672,219.42	1.01	0.70
	Unallocated Contingency	26-Mar-18	04-Dec-19	0%	\$9,005,902.83	\$0.00	\$0.00	\$0.00	0.00	0.00
	Project Management	04-Dec-19	08-Dec-21	0%	\$0.00	\$0.00	\$0.00	\$0.00	0.00	0.00

Earned Value Analysis and Definitions

SPI is a measure of schedule efficiency on a project. It is the ratio of earned value (EV) to planned value (PV). A SPI equal to or greater than one indicates more work was completed than planned and a value of less than one indicates less work was completed than planned. A value of less than 0.9 is unfavorable.

CPI is a measure of cost efficiency on a project. It is the ratio of earned value (EV) to actual cost value (AC). A CPI equal to or greater than one indicates a cost under run and a value of less than one indicates a cost overrun. A value of less than 0.9 is unfavorable.

The following earning rules are established for each of the phase:

Cost Element Group	Planned Value (Primavera)	Earned Value (Primavera)	Actual Cost (SFMTA Cost Accounting (SAP))
Prelim. Engineering	Expenditure Plan Level of Effort (LOE)	Equals to Planned Value (LOE)	Time Keeping; Vendor Accruals and Invoices
Final Design	Expenditure Plan Level of Effort (LOE)	Equals to Planned Value (LOE)	Time Keeping; Vendor Accruals and Invoices
Procurement	Planned Delivery Date	Actual Delivery Date	Time Keeping; Vendor Accruals and Invoices
Real Estate	Expenditure Plan Level of Effort (LOE)	Equals to Planned Value (LOE)	Time Keeping; Vendor/ Material Accruals and Invoices
Construction	Schedule of Work	% Complete* x Budget at Completion (BAC)	Vendor Accruals and Invoices
Sub-Total	Performance Measurement Baseline (PMB)	Total Earned Value	Total Actual Cost
Below the Line	+ Contingency		
Total	Approved Budget		

6. FUNDING SUMMARY

The Funding Available Table below shows the total awarded funds to date vs. the total committed funds from the Project’s seven funding sources.

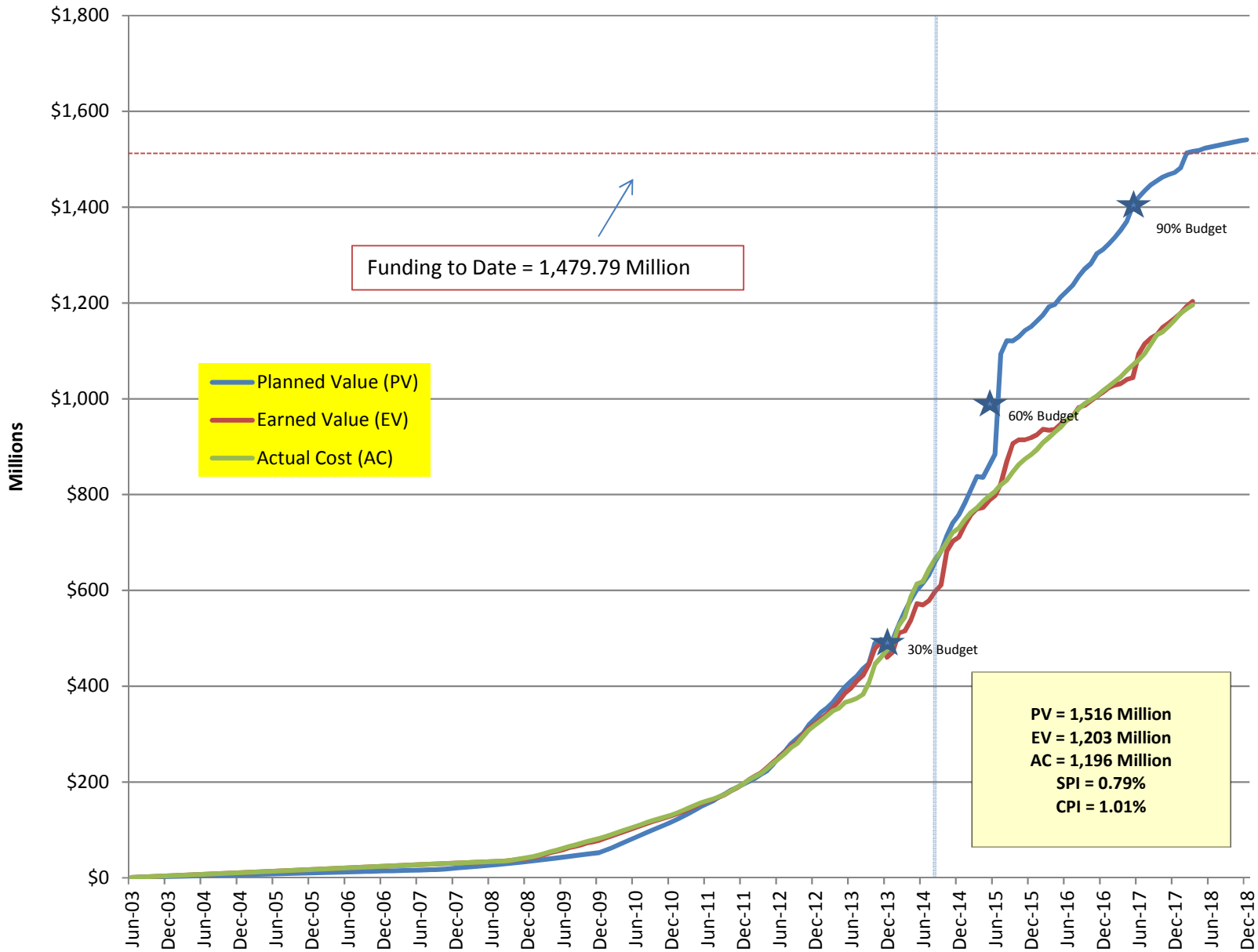
Funding Available Table		
	Funding	
	Committed Funding Sources	Total Awarded Funds to Date
Federal		
Sect. 5309-NS	\$942,200	\$919,182
CMAQ	\$41,025	\$41,025
Federal Subtotal	\$983,225	\$960,207
State		
TCRP	\$14,000	\$14,000
State RIP	\$88,000	\$12,498
Prop. 1B (I-Bond) PTIMSE	\$307,792	\$307,792
Prop. 1A (HSR-Bond)	\$61,308	\$61,308
State Subtotal	\$471,100	\$395,598
Local		
Prop. K	\$123,975	\$123,975
Local Subtotal	\$123,975	\$123,975
CPT 544 Total	\$1,578,300	\$1,479,780

7. LIST OF COST REPORTS

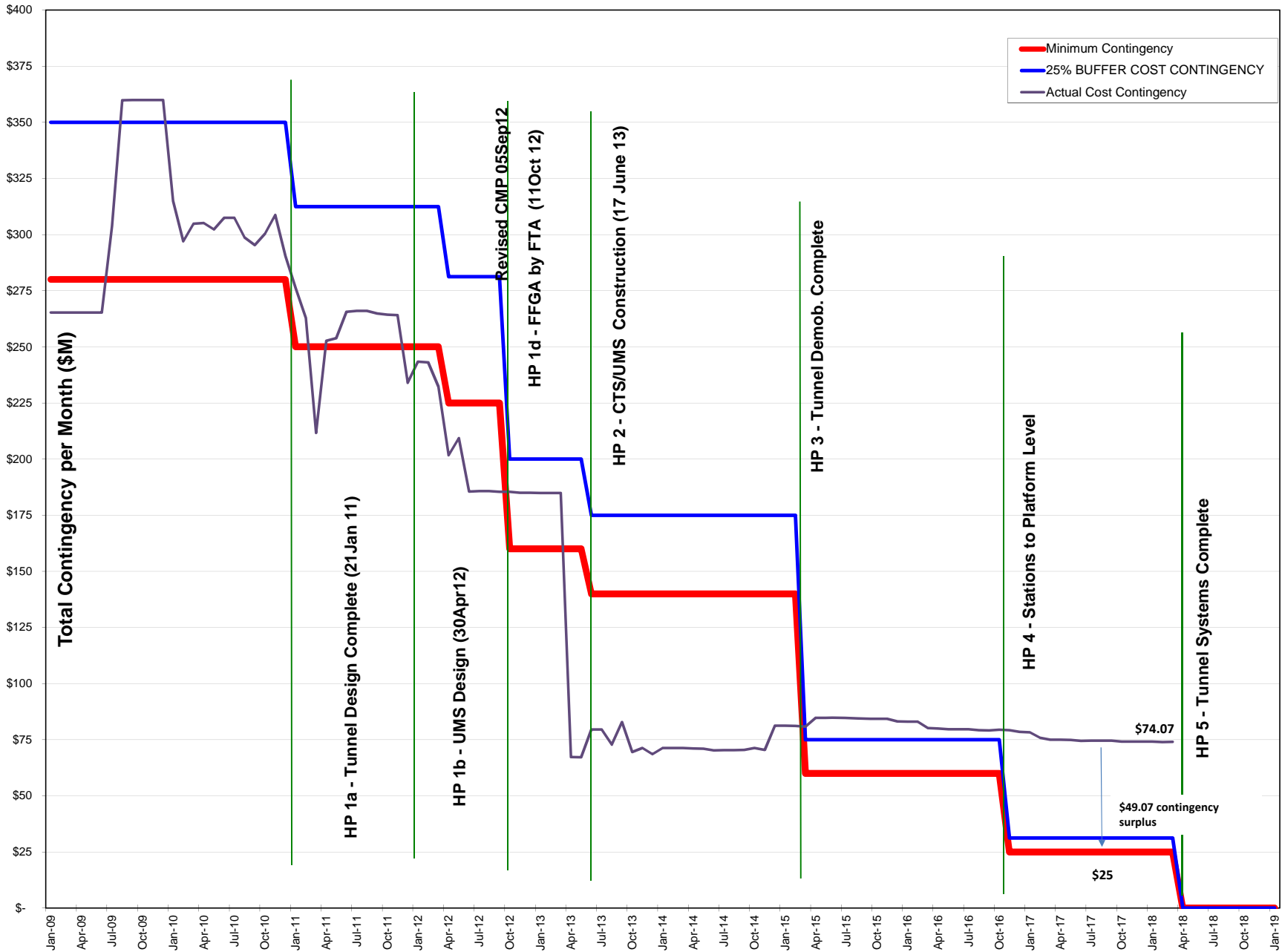
- 7.1 Program Project Budget
- 7.2 Earned Value Cash Flow
- 7.3 Contingency Drawdown Curve
- 7.4 Summary Contingency Management Trend Report
- 7.5 Detail Contingency Usage Report
- 7.6 Budget Revisions: Report sorted by Construction Packages & Soft Costs
- 7.7 Project Budget & Expenditure Report: Sorted by SCC Summary
- 7.8 Budget & Expenditure Report: Sorted by SCC Details
- 7.9 Detail Monthly Expenditure Report: grouped by Project Phase
- 7.10 Cost Report Notes

A. Central Subway Project						
Project	Name	Amount	PM	Funding Source	Reporting	Cost Report Notes
1	CPT544 Central Subway Project	\$1,578,300,000	J. Funghi	62% Fed, 30% State, 8% Local	yes	1
Total:		\$1,578,300,000				
B. Related SFMTA Capital Improvement Projects						
Project	Name	Amount	PM	Funding Source	Reporting	
2	CPT690 TBM Retrieval Shaft Relocation	\$9,700,000	Funghi/Magyar	MTA Operating Funds	no	2
3	CPT718 Chinatown Metro Plaza	\$6,980,000	J. Funghi	Transbay Redevelopment	no	3
4	CPT665 Central Subway Project - Goodwill	\$2,367,750	K. Magyar	I-Bond Interest	no	4
5	CPT705 MOH - Broadway/Sansome	\$8,000,000	K. Magyar	MTA Operating Funds	no	5
Total:		\$27,047,750				
C. Central Subway Project - Project Offset Credits						
	From	Amount	Index	Notes	Reporting	
1	2009-2016 Utility Co. - Form B Reimbursement	\$12,227,954	--	Construction contracts	yes	6
2	2017-2019 PG&E - Power Feed Reimbursement	\$7,624,540	--	Not yet bill PG&E	yes	7
3	6/26/2013 BART Elevator	\$90,000	68CPT544135B	Not yet rec'd BART Funds	yes	8
4	11/6/2013 Tutor Perini - CAD Files	\$2,500	68CPT5441236	Deposit to Design Index	yes	9
5	1/27/2014 SFPUC - Sewer Main	\$2,925,296	68W251	Certified in Contract 1300	yes	10
6	8/27/2014 SFMTA Traffic Effectiveness Project funded	\$694,651	68W324/686D42	Contract 1252 CMod #40	yes	11
7	9/27/2014 SFPUC - 24" Water Main	\$328,860	68CPT544135A	Contract 1252 CMod #41	yes	12
8	2/15/2015 Chinatown Plaza Construction Estimate	\$75,000	68CPT7181341	Contract 1300 CMod #6	yes	13
9	3/27/2015 SFPUC - 24" Water Main Additional Work Support for North Beach Restoration, OCS and	\$112,102	68W409	Contract 1252 CMod #48	yes	14
10	3/15/2016 Streetlighting	\$155,468	68T7373342D2/D3	Contract 1252 CMod #51	yes	15
11	6/27/2016 DPW - MOU for Water Line above YBM Station SFWD - 8' water line at the intersection of Fourth and	\$438,218	68W592	Contract 1300 CMod #20 Contract 1252 CMod #49 partial	yes	16
12	12/9/2016 Jessie Street	\$21,020	68W456	(\$2,102) and #60	yes	17
Total:		\$24,695,609				

Earned Value Cash Flow Curve



Cost Contingency Drawdown



COST ELEMENT	CONTRACT COST					CONTINGENCY					BUDGET	VARIANCE	Cost Report Notes	
	ORIGINAL CONTRACT VALUE / September 2013 SUPPLEMENTAL BUDGET	APPROVED CHANGES	CURRENT CONTRACT VALUE	POTENTIAL CHANGES	ESTIMATE AT COMPLETION (EAC)	ORIGINAL CONTINGENCY / Sep 2013 SUPPLEMENTAL CONTINGENCY (Include CN 1250 & CN1251)	CONTINGENCY ADJUSTMENT TRANSFERS	REVISED AUTHORIZED CONTINGENCY (Include CN1250 & CN1251)	REMAINING CONTINGENCY AFTER APPROVED CHANGES DEDUCTED [h - b]	REMAINING CONTINGENCY AFTER POTENTIAL CHANGES DEDUCTED [i - d]	ORIGINAL CONTRACT VALUE + REVISED AUTHORIZED CONTINGENCY [a + h]	BUDGET - ESTIMATE AT COMPLETE [j - e]		
	a	b	[a + b]	d	[c + d]	f	g	h	i	j	j	k		
SCC 10-50 CONSTRUCTION CONTRACT PACKAGES														
1250	UTILITY RELOCATION PACKAGE #1 <i>Contract 1250 Department of Technology</i>	9,273,939 166,756	2,694,211	11,968,150 166,756		11,968,150 166,756	1,953,377	740,834	2,694,211		11,968,150 166,756		18	
1251	UTILITY RELOCATION PACKAGE #2 <i>Contract 1251 Department of Technology</i>	16,832,550 75,615	3,836,531	20,669,081 75,615		20,669,081 75,615	5,367,297	(1,530,766)	3,836,531		20,669,081 75,615		19	
1252	GUIDEWAY TUNNEL	233,584,015	1,363,054	234,947,069	20,000	234,967,069	23,658,464	(21,328,979)	2,329,485	966,430	946,430	235,913,500	946,430	20
1300	STATIONS <i>1253 UNION SQUARE/MARKET ST STATION [JMS]</i>	839,676,400 294,030,590	8,359,907 2,748,442	848,036,307 296,779,032	20,174,854 10,547,152	868,211,160 307,326,184	20,000,000 5,000,000	20,000,000 15,000,000	40,000,000 20,000,000	31,640,093 17,251,558	11,465,240 6,704,406	879,676,400 314,030,590	11,465,240 6,704,406	21
	<i>1254 CHINA TOWN STATION [CTS]</i>	247,567,810	2,964,460	250,532,270	1,873,230	252,405,500	5,000,000	5,000,000	10,000,000	7,035,540	5,162,310	257,567,810	5,162,310	22
	<i>1255 YERBA BUENA/ MOSCONE STATION [YBM]</i>	158,089,000	300,214	158,389,214	4,622,628	163,011,842	5,000,000	5,000,000	5,000,000	4,699,786	77,158	163,089,000	77,158	
	<i>1256 SURFACE TRACKWORK & SYSTEMS [STS]</i>	139,989,000	2,346,790	142,335,790	3,131,845	145,467,635	5,000,000	5,000,000	5,000,000	2,653,210	(478,635)	144,989,000	(478,635)	
OTHER		31,233,501	1,060,000	32,293,501		32,293,501	1,160,000	1,060,000	2,220,000	1,160,000	1,160,000	33,453,501	1,160,000	23
SCC 10 - 50 Construction Sub-total		1,130,842,776	17,313,703	1,148,156,479	20,194,854	1,168,351,333	52,139,137	(1,328,979)	51,080,226	33,766,524	13,571,670	1,181,923,002	13,571,670	24
SCC 60-80 SOFT COSTS PACKAGES														
60	ROW, LAND, EXISTING IMPROVEMENTS	36,511,799	(4,265,478)	32,246,321		32,246,321	1,000,000	(1,000,000)	0	0	0	32,246,321	0	25
70	VEHICLES	24,108,712	(10,799,712)	13,309,000		13,309,000	2,276,941	10,799,712	13,076,653	13,076,653	13,076,653	26,385,653	13,076,653	26
80	PROFESSIONAL SERVICES	310,518,041		310,518,041		310,518,041	18,221,079		18,221,079	18,221,079	18,221,079	328,739,120	18,221,079	
SCC 60 - 80 Construction Sub-total		371,138,552	(15,065,190)	356,073,362		356,073,362	21,498,020	9,799,712	31,297,732	31,297,732	31,297,732	387,371,094	31,297,732	
SCC 90	UNALLOCATED CONTINGENCY						3,845,945	5,159,958	9,005,903	9,005,903	9,005,903	9,005,903	9,005,903	27
TOTAL		1,501,981,328	2,248,513	1,504,229,841	20,194,854	1,524,424,695	77,483,102	13,630,691	91,383,861	74,070,159	53,875,305	1,578,299,999	53,875,305	
											Total Project Budget	1,578,300,000	28	
											Estimate At Completion	1,524,424,695	29	
											Variance	53,875,305	30	

Note #17 - Adjusted Contract 1252 Guideway Tunnel contingency "column g" to reflect construction contract modifications #20, #40, #41, #48 and #51 were funded by other funding sources.

Contract Modification/Trend Log - Contract 1252 Tunnel

Awarded NTE Amount: \$233,584,015.00
Substantial Completion: 4/15/2015

Revised NTE Amount \$235,078,784.60
Revised Substantial Completion 4/15/2015

Contract Modifications				Amount	
No.	Description	SCC Code	COR/PCC No.	CMod	Contract NTE
1	Amendment of Insurance Requirements		n/a	\$0.00	\$233,584,015.00
2	Amendment of General Liability Insurance Requirements		n/a	(\$3,040,713.00)	\$230,543,302.00
3	Relocation of PG&E Ductbank & Removal/Reinstall TODCO Scaffolding		CORs 10 & 29	\$6,633.37	\$230,549,935.37
4	Investigate 48" Pipe at UMS S. Headwall		PCC 9	\$75,000.00	\$230,624,935.37
5	LB/MOS Oil Filled Pipe Abatement and MOS Asbestos Pipe Abatement		CORs 7, 22 & 27	\$23,912.54	\$230,648,847.91
6	Arch. Support at MOS Station N. Headwall		COR 12	\$16,892.96	\$230,665,740.87
7	Revisions to MOS N. Headwall Elevation		PCC 1	\$20,358.23	\$230,686,099.10
8	UMS Reduced Duration		COR 21	\$0.00	\$230,686,099.10
9	48" Pipe Investigation and Removal at the UMS Headwalls		PCC 11	\$150,000.00	\$230,836,099.10
10	PG&E Impacts to Launch Box and Flagger		CORs 6 & 41	\$8,618.96	\$230,844,718.06
11	Bart Annex Wall		PCC 7	\$15,500.00	\$230,860,218.06
12	LB - Concrete Manhole and Slurry Pipe Removal		COR 38	\$3,820.84	\$230,864,038.90
13	Retrieval Shaft - Pipe/Duct Bank Removal		CORs 31, 47, 50, 58, 66	\$9,908.04	\$230,873,946.94
14	MOS - 16" Pipe Removal @ N/S Headwalls		CORs 39, 44	\$4,551.99	\$230,878,498.93
15	MOS - S. Headwall Asbestos Pipe Abatement		COR 26	\$27,629.64	\$230,906,128.57
16	UMS Utility Removal/Construct Wall		CORs 46, 48, 68	\$21,150.28	\$230,927,278.85
17	MOS - 16" Steel Pipe Removal at N/S Headwalls/Enlarge Tie-In Hole		CORs 73, 76, 81	\$5,056.63	\$230,932,335.48
18	SFWD Support Work		PCC 13	\$20,000.00	\$230,952,335.48
19	Additional BART Instrumentation		PCC 6	\$307,860.75	\$231,260,196.23
20	Relocation of Retrieval Shaft		PCC 10	\$5,150,000.00	funded by CPT690
21	Columbus Ave. Restoration		NA	\$261,057.00	\$231,521,253.23
22	LB - Jet Grout Quantity Overrun		COR 070	\$599,900.00	\$232,121,153.23
23	Old Navy - Comp. Grout DSCs		COR 079	\$259,373.00	\$232,380,526.23
24	SFWD Excavation, Support and Backfilling		PCC 13	\$13,982.00	\$232,394,508.23
25	Cross Passage 5 - VECP		COR 087	(\$2,674.00)	\$232,391,834.23
26	Various CORs		CORs 9, 24, 37, 45, 51, 61, 71, 77, 83, 99	\$73,700.00	\$232,465,534.23
27	MOS - Reroute traffic signal lines / Equipment Standby		CORs 11, 17	\$80,719.00	\$232,546,253.23
28	PCC 12 - Comp.Grout Mtls., Accel. at R. Shaft, Haz. Mtls @ R.Shaft, Obst. at CSM panel W6 (NTE Amount CMod)		FA COs 006, 007, 008, 009	\$81,937.00	\$232,628,190.23
29	AWSS Conflict with Water Line, AWSS Restraining at Launch Box, AT&T Vault Conflict with Sewer Main		COR 1, 2, 3	\$73,045.00	\$232,701,235.23
30	MOS Headwall End-stops		COR 018	\$144,000.00	\$232,845,235.23
31	Launch Box - Slurry Wall Obstructions		COR 32, 34, 42, 43, 62, 65, 67	\$234,438.00	\$233,079,673.23

Connecting people. Connecting communities.					
32	COR 8 + Markup - Associated w/ COR 001, COR 002, and COR 003		COR 1, 2, 3, 8	\$168,000.00	\$233,247,673.23
33	LB - Pre-Excavation for Slurry Walls		COR 015	\$125,000.00	\$233,372,673.23
34	Modifications to Tunnel Alignment at Market Street - Initial Design Costs		PCC 012 Part 1	\$39,930.00	\$233,412,603.23
35	Deleted AWSS Work at Union St. and Columbus Ave.		PCC 015	(\$187,181.00)	\$233,225,422.23
36	Curb Ramp Work at NE Corner of 4th and Harrison Streets (Force Account)		FA CO 011	\$5,023.00	\$233,230,445.23
37	Staging Yard Hazardous Material		COR 30, 54, 75	\$401,933.00	\$233,632,378.23
38	Modifications to AWSS Facilities at 4th and Bryant Streets		PCC 014	\$35,925.00	\$233,668,303.23
39	MOS N. Headwall Impacts, LB – Jet Grout Overrun		COR 85, 70	\$240,333.00	\$233,908,636.23
40	Culvert, Street & Sidewalk Restoration in N.Beach (includes QC testing)		PCC 20	\$694,651.00	funded by TEP
41	Install Water Main in North Beach		PCC 20	\$328,860.00	funded by SFPUC
42	UMS - Shoring Impacts due to 48" ATT Pipe at SW Headwall		COR 069	\$29,463.00	\$233,938,099.23
43	UMS Tangent Pile SRB-H DSC, UMS Jet Grout Column No. 18 DSC		COR 096, COR 102	\$60,870.00	\$233,998,969.23
44	Subcontractor Substitution		NA	\$0.00	\$233,998,969.23
45	Modifications to Tunnel Alignment - Construction Costs		PCC 12	\$883,693.00	\$234,882,662.23
46	MOS 20" Conflict with 16" AWSS @ South Headwall		COR 082	\$28,160.00	\$234,910,822.23
47	CDF Encasement on 42" RCP		COR 005	\$95,000.00	\$235,005,822.23
48	North Beach Water Main Additional Work		PCC 20	\$112,102.20	funded by SFPUC
49	Various CORS and FACOS; FACO 13-15, 17-19; COR 116, 118-121		FACO 13-15, 17-19; COR 116, 118-121	\$180,010.41	\$235,185,832.64
50	Contract Milestone Changes			\$0.00	\$235,185,832.64
51	PCC 020 - Supp 1 - North Beach Restoration, OCS and Streetlighting			\$155,468.17	funded by TEP
52	PCC 19 - Piping, Conduit and Casing at 4th Street Portal			\$11,678.00	\$235,197,510.64
53	COR 117 - Retrieval Shaft Impacts			\$30,278.08	\$235,227,788.72
54	Material Hardness at the Retrieval Shaft			\$166,182.81	\$235,393,971.53
55	PCC 020 - Supp 2 - North Beach Sewer Work			\$19,730.14	\$235,413,701.67
56	Deleted Water Utility Replacement/Water, Sewer, MRY and AWSS Design Changes		PCC 24, 28	(\$15,259.00)	\$235,398,442.67
57	YBM Concrete Overpour and Jet Grout at Headwalls		COR 072	(\$84,509.00)	\$235,313,933.67
58	Credit - Delete AWSS Material Supply			(\$201,288.32)	\$235,112,645.35
59	Credit - 1 No. AMTS Unit			(\$33,860.75)	\$235,078,784.60
60	Water Line Work at 4th and Jessie Street		PCC 60	\$21,019.80	funded by SFPUC
61	Credit - CN1300 COR's 54, 390/477, 485, 848, 1058		CORs 54, 390, 477, 485, 848, 1058	(\$68,715.45)	\$235,010,069.15
62	Credit for CP-5 Inspection			(\$63,000.00)	\$234,947,069.15
Sub Total:				\$1,363,054.15	

Pending Contract Modifications		SCC Code	COR/PCC No.	Estimated	
Description				Amount	Time
I	Other Pending Contract Modifications		Cmod # TBD	\$20,000.00	
Sub Total:				\$20,000.00	

Contract Modification/Trend Log - Contract 1300 Stations

Awarded NTE Amount	\$839,676,400	\$848,036,307
Substantial Completion	2/28/2018	2/28/2018

	UMS	CTS	YBM	STS	COST REPORT NOTES
Potential Changes	10,547,152	1,873,230	4,622,628	3,131,845	31
Change Order - Pending					
CTS COR 372 DSC Potholing @ N Acces		9,846			
CTS COR 824 Multiple Setups, Standb		1,384			
CTS COR 994 FACO#01,10,11 & Alw 13		26,319			
CTS PCC 43 Removal of Bus Bulb		15,180			
CTS-Plaza Surface Level Struct Mods		(10,337)			
Job Readiness - CTS		(390,000)			
Job Readiness - STS				(140,000)	
Job Readiness - UMS	(390,000)				
Job Readiness - YBM			(140,000)		
STS - OCS Pole Changes				8,473	
STS COR #89 Extra Sewer Work				15,561	
STS COR 1141 Unkn Conc Subgrade				573	
STS COR 1142 Remove Catch Basin				1,719	
STS COR 1173 Existing DB Conflict				1,115	
STS COR 258 WD/PVC Conflict				76,194	
STS COR 520 Lat Conf AWSS				3,835	
STS COR 558 CB in conf w AWSS				862	
STS COR 688 Ukn Piers /conct N 12"				715	
STS COR 829 Unkn Concrete Blanket				3,613	
STS COR 875 Existing Railroad Ties				2,695	
STS COR 969 Mv Stl Plts L Frm Twnsd				389	
STS Traffic Signal and SL Changes				242,427	
UMS COR 1087 (E) 6-inch Gas Line	11,297				
UMS COR 810 Unkn Bem @ M Macys Wall	426				
UMS PCC 103 PG&E S.light at Maiden	6,555				
UMS PCC 136 Transformer in Vault 31	13,542				
YBM COR 1005 Reburial of remains			1,870		
YBM COR 1106 Impediment at Pnl P-88			1,897		
YBM COR 1197 Unknown Slurry Encasem			7,138		
YBM COR 1213 Add'l excavation and W			24,094		
YBM COR 248 Transite pipe Folsom			3,176		
YBM COR 385 PG&E Damage to Work			20,919		
YBM COR 390 Chip Mezzanine Headwall			44,260		

Contract Modification/Trend Log - Contract 1300 Stations

Awarded NTE Amount	\$839,676,400	\$848,036,307
Substantial Completion	2/28/2018	2/28/2018

	UMS	CTS	YBM	STS	COST REPORT NOTES
YBM COR 485 Chip Concourse Headwall			30,432		
YBM COR 711 Conduit for AC Swichgea			7,004		
YBM COR 838 Abrasive Stair Nosing			42,419		
YBM COR 841 Design Chng Stair 1 run			7,638		
YBM COR 86 AT&T Side Sewer Conflict			156,831		
YBM COR 972 Ex Ut Inc W Ctch Basin			2,982		
YBM PCC 131 Add Rec Room CN316			1,036		
YBM PCC 138 Add Rec Room SU310			842		
YBM PCC 208 Added Conduits Invert			4,581		
YBM-AT&T Changes Conduit Radius			5,126		
Change Order Request (COR)					
UMS COR 1370 Mezzanine Drain Detail	0				
CTS COR 1014 Invt Slb Crb or Trough		5,000			
CTS COR 1016 Locate Water Leak		4,538			
CTS COR 1031 Add Fire Hose Valves		14,896			
CTS COR 1035 FHC & Phns Dsgn Cnflct		10,001			
CTS COR 1053 Elv 1&2 Mach Rm Dim		10,001			
CTS COR 1061 S Pltfrm Unstable Grnd		150,000			
CTS COR 1070 Pltfrm Lvl Info Kiosk		10,001			
CTS COR 1084 Raceways to Mach Rms		24,267			
CTS COR 1086 FP Deluge Valve		0			
CTS COR 1107 Compensation Grout		0			
CTS COR 1175 Compensation Grout Set		10,001			
CTS COR 1177 NDSC Unknown Utilities		25,000			
CTS COR 1186 Unknown 1" Water Serv		5,000			
CTS COR 1249 Add GFRC Panels		130,001			
CTS COR 1253 N. Emergency Egress		6,000			
CTS COR 1318 Elevator 4 Emer Door		5,001			
CTS COR 1401 Crossover Cavern Art		10,001			
CTS COR 1401 Excessive Compensation		80,001			
CTS COR 1405 Downspout Requirement		7,501			
CTS COR 1419 Add Neutral Conductor		15,664			
CTS COR 1476 Timely Review RFIs & S		0			
CTS COR 200 Dr & Dr Hrdwre for GFRC		7,797			
CTS COR 255 Additional Instruments		429,777			

Contract Modification/Trend Log - Contract 1300 Stations

Awarded NTE Amount	\$839,676,400	\$848,036,307
Substantial Completion	2/28/2018	2/28/2018

	UMS	CTS	YBM	STS	COST REPORT NOTES
CTS COR 299 Removal of Interim SW		18,253			
CTS COR 324 Strt to Beam Con@ G/L7		5,374			
CTS COR 408 MSX Termination		191,291			
CTS COR 437 Unanticipated Elec @ Sh		50,001			
CTS COR 445 3x5 w/ HDPE/PVC Inside		10,001			
CTS COR 526 Connection b/t Wall & D		25,001			
CTS COR 527 Connection b/t Wall/Dec		40,939			
CTS COR 529 Rock Mass at Elev 37'		25,001			
CTS COR 568 CMOD 019 Reservations		31,906			
CTS COR 582 Monitor at Agent Booth		95,958			
CTS COR 583 Elev 1-4 SFFD monitor		53,619			
CTS COR 625 Added Cane Detc Rail		1,889			
CTS COR 626 Ad HSS & Plt @ H Beam		3,986			
CTS COR 627 Add HSS Col @ Tickt Mac		3,404			
CTS COR 628 Add Beams and Embeds		8,214			
CTS COR 659 Add Grts at Sta Ag glas		1,537			
CTS COR 679 GI Cutos & Add Sp hds		23,450			
CTS COR 681 Crss Cut Cvrn SEM Excvn		60,001			
CTS COR 686 Es & Gls Enc Slf Clning		6,716			
CTS COR 695 Mod to Grondng System		10,001			
CTS COR 706 Glas Canpy Trench Drain		0			
CTS COR 723 Strc Gls Asse Add Desig		0			
CTS COR 780 Aded Frit on Roof Panls		19,229			
CTS COR 866 ATCS/Thals Sngl Pwr Sor		10,001			
CTS COR 917 Spriklr Hnging Method		50,001			
CTS COR 923 Esc Equip Room Size		10,001			
CTS COR 925 Cont Metal Ring		1,001			
CTS COR 947 Shtcrt Filr Line @ slry		10,001			
CTS COR 957 Egress Shft Opening		10,001			
CTS Delete PGE Work at Vault 732		(35,036)			
CTS PCC 001 Delete DB on Stockton		(84,018)			
CTS PCC 120 Prov Cond-Lft-net System		0			
CTS PCC 169 JT Config Change		48,068			
CTS PCC 207 SEM Sequencing Changes		0			
CTS PCC 259 Soil/rock Offhaul to Ox		150,000			

Contract Modification/Trend Log - Contract 1300 Stations

Awarded NTE Amount	\$839,676,400	\$848,036,307
Substantial Completion	2/28/2018	2/28/2018

	UMS	CTS	YBM	STS	COST REPORT NOTES
CTS PCC258 Start PCN before Com PCS		0			
CTS-Delete Tree Planting		(3,967)			
CTS-PCC40 Plaza Surface Slab Pntrtn		5,525			
GEN PCC 183 Electric Power Elevator			31,574		
GEN PCC 189 Anti-Graffiti Film			83,371		
STS - Additn manholes for 78" sewer				27,500	
STS - Deletion of ARS (Revision 1)				(4,689,000)	
STS - PCC#28 Portal Dowels				(1,753)	
STS Comm and Elec Cabinets Relocati				21,768	
STS COR #88 Modify CBs and Culverts				4,395	
STS COR #91 PG&E Vault Conf 16" Wtr				70,333	
STS COR #92 PG&E Vault Conf 12 AWSS				55,931	
STS COR 067 FACO #41 GW Lead Filter				22,695	
STS COR 090 Subsurface Obstrc				20,452	
STS COR 093 12" Water Conf 12" Tee				0	
STS COR 094 Unknown DB Conf 12" Wtr				0	
STS COR 1009 AWSS Lat Conflict				195,768	
STS COR 1017 Increase Neoprn Pad le				5,001	
STS COR 1019 Unkown Ductbank				2,324	
STS COR 1022 2" Traffic Sgnl Condui				1,428	
STS COR 1034 E live DT/MRY Ductbank				50,735	
STS COR 1038 E Unkn 18" Steel Pipe				5,000	
STS COR 1045 78" Conc Cap Repair				19,050	
STS COR 1072 Raised Prtl Walkway				(10,001)	
STS COR 1085 AWSS Conflt w/ 36" Swr				16,233	
STS COR 1091 Conc Footing & PVC				1,550	
STS COR 1097 21" Sewer Bulkhead				13,338	
STS COR 1099 Cnflct with 24" casing				34,788	
STS COR 1100 E Swr Cnflt w/ 18" HDP				48,709	
STS COR 1104 Unkwn Aluminum Pipe				2,713	
STS COR 1115 Unkwn Conc Impdng AWSS				3,093	
STS COR 1116 Live Ductbank in Cnft				15,000	
STS COR 1119 48" Corrg Pipe Cnflc				21,639	
STS COR 1140 Pothole 12" AWSS				4,481	
STS COR 1147 Utility Conflict				18,941	

Contract Modification/Trend Log - Contract 1300 Stations

Awarded NTE Amount	\$839,676,400	\$848,036,307
Substantial Completion	2/28/2018	2/28/2018

	UMS	CTS	YBM	STS	COST REPORT NOTES
STS COR 1150 Unkwn 18" Stl Line				2,316	
STS COR 1165 DSC - Unknown void				4,008	
STS COR 1172 DSC Utilities Conflict				75,000	
STS COR 1178 Extra Shoring - 36" FM				2,501	
STS COR 1179 Exst Pipes FM				1,797	
STS COR 1180 Unkwn Conc 10" FM				5,000	
STS COR 1187 Add Pothole WD POC				20,001	
STS COR 1189 Unkwn 12" AWSS Offset				10,000	
STS COR 1194 Unkwn MH Incor MH				3,383	
STS COR 1201 Unkwn Stl Conduits				25,000	
STS COR 1202 Acceleration 36" FM				179,957	
STS COR 1203 GSUC Delay Backfill				11,068	
STS COR 1212 Reloc Exst 10" SSFM				10,771	
STS COR 1214 Add WD POC Excav				9,445	
STS COR 1217 Slurry Backfill Fiber				3,548	
STS COR 1233 Ext RR Ties Confl Sewe				894	
STS COR 1241 Unkn PVC Conduits				6,957	
STS COR 1251 Shal Utl Trak Slab				130,000	
STS COR 1261 Acceleration 36 FM				6,857	
STS COR 1262 12" WD Blowout				20,078	
STS COR 1266 Shallow Fiber DB				6,525	
STS COR 1271 Addl Parking Strip				0	
STS COR 1275 Golden State Repair				1,863	
STS COR 1276 Install Culvert 4th Br				(7,054)	
STS COR 1278 MRY Vault Cables				50,000	
STS COR 1284 Conc Obstrt AWSS				6,078	
STS COR 1285 Unkn Utl Confl TD				10,000	
STS COR 1286 Unkn DB Confl TD				57,212	
STS COR 1290 Traf Sig Box Confl				20,000	
STS COR 1296 PVC DB Sewer Conflict				10,000	
STS COR 1307 Dmg MH Confl Sewer				131,481	
STS COR 1309 Brick Sewer Conflict				40,917	
STS COR 1310 Concrete Kicker				10,000	
STS COR 1314 Unkn Stl CI Conflict				5,000	
STS COR 1319 48" Sewer MH Confl				7,762	

Contract Modification/Trend Log - Contract 1300 Stations

Awarded NTE Amount	\$839,676,400	\$848,036,307
Substantial Completion	2/28/2018	2/28/2018

	UMS	CTS	YBM	STS	COST REPORT NOTES
STS COR 1323 Util Confl AWSS FH				28,563	
STS COR 1325 Tide Flex Confl DB				2,711	
STS COR 1328 Invest Swr Lateral				3,257	
STS COR 1331 Brick Wall Conflict				2,940	
STS COR 1333 Changes to Marquee				10,001	
STS COR 1351 Tele Volt Power				0	
STS COR 1352 ATCS Train Cntrl Rm				0	
STS COR 1372 Conc Blkt AWSS Confl				2,924	
STS COR 1381 Poly Drain Confl MRY				1,116	
STS COR 1393 AWSS Restraint Req				10,001	
STS COR 1402 Subsurface Slab				1,001	
STS COR 1445 Unkwn Fiber Pave Reno				45,001	
STS COR 1446 PGE Vault Pave Reno				901	
STS COR 1492 Pave Reno 4th Brannan				50,001	
STS COR 1497 Pave Reno SW 4th Brann				50,001	
STS COR 164 DSC 8" AWSS Lat Conf 78				4,077	
STS COR 211 SW conf AWSS 4th/Freelo				4,561	
STS COR 220 DSC Relocate MRY DB&Vlt				0	
STS COR 367 DSC Conf w/ CP and FM				39,148	
STS COR 371 Conflicts w/ 12" AWSS				31,387	
STS COR 392 Util at 4th-Town SW MH				13,246	
STS COR 401 AWSS Layout 4th/King				31,866	
STS COR 402 3x5 SW Confl w/ VCP SW				10,000	
STS COR 404 Contam Soil in MRY DB				18,893	
STS COR 406 Addtl TC at 4th/King				675,000	
STS COR 416 Conc DB/wall/lines conf				81,783	
STS COR 447 Added Exc for SFWD POC				29,423	
STS COR 454 Addtl Conflicts w/ 8" W				160,122	
STS COR 455 Conflicts w/ 8" WD Line				10,000	
STS COR 456 Conflicts w/ MRY Poles				20,000	
STS COR 475 Removal of Fiber Optic				1,101	
STS COR 484 New WD & AWSS Alignment				56,042	
STS COR 488 Tunnel Track Alignment				50,001	
STS COR 500 Tunnel Monuments				0	
STS COR 530 Tunnel Track Machine				20,064	

Contract Modification/Trend Log - Contract 1300 Stations

Awarded NTE Amount	\$839,676,400	\$848,036,307
Substantial Completion	2/28/2018	2/28/2018

	UMS	CTS	YBM	STS	COST REPORT NOTES
STS COR 533 Conc wall confl util				39,170	
STS COR 536 Util in Conf w 36" FM				66,287	
STS COR 559 Temporary Trolley Pole				5,890	
STS COR 567 Loct of Plinth Breaks				10,000	
STS COR 584 Debris confl w/ culvert				6,275	
STS COR 604 Duct Bank in conf. w se				12,001	
STS COR 609 Damaged MRY Conduit				23,436	
STS COR 615 Sump Pump Pit Cover				1,064	
STS COR 621 Additional WD Exc. per				26,293	
STS COR 623 Unkn Con Structure				2,966	
STS COR 632 Omit Unist & add Anr Bt				2,180	
STS COR 633 Ligting Arrrests Signal				10,001	
STS COR 641 SW delay due to conf ut				10,025	
STS COR 644 Wod Pier Cnf w AWSS				13,258	
STS COR 650 Asbestos conf w/ ATT DB				4,518	
STS COR 657 Tunnel Ca Bsn Dsn Chang				20,000	
STS COR 664 Threaded Dowels				10,001	
STS COR 666 Ukn Con Vlt/con N36"				10,118	
STS COR 675 Dct bnk & 3" Gas Line				10,000	
STS COR 682 Shtdown #1 Rail Mods				9,432	
STS COR 683 Gas Ln & unkn Duct Bank				20,892	
STS COR 694 Tr Rts in con/car pipes				835	
STS COR 699 Dct Bnk in Cnf w 36"FM				25,895	
STS COR 702 Brk Cs Bsn cnct w N Cuv				5,001	
STS COR 703 Tunl Wakway Expn jnts				386	
STS COR 736 Addition Rein Handholes				6,340	
STS COR 737 Dct Bnk infc w AT&T Rem				5,001	
STS COR 751 Db in coflct 36" FM& MH				75,044	
STS COR 755 AWSS Material Delay				9,916	
STS COR 787 AT&T Dct Bnk InCw N 36"				35,000	
STS COR 788 Add Basin & Culvert				28,843	
STS COR 796 Woodn Piers Woodn Beams				10,001	
STS COR 807 Tunnel Invret Slab				13,198	
STS COR 813 Permissive Signal				10,001	
STS COR 826 DSC Swr Cap & I Beams				15,000	

Contract Modification/Trend Log - Contract 1300 Stations

Awarded NTE Amount	\$839,676,400	\$848,036,307
Substantial Completion	2/28/2018	2/28/2018

	UMS	CTS	YBM	STS	COST REPORT NOTES
STS COR 834 Thales ATCS TC Pwr Dist				10,001	
STS COR 844 4th & King Trcwrk Shtdn				705	
STS COR 846 Util Conf w/ 78" SW Crw				11,371	
STS COR 849 brk Pen incof w 78" Swr				493	
STS COR 852 Caltrans Encrocmt Prmt				10,001	
STS COR 865 Sd Swr Mnhl & 15" Sw Ln				15,001	
STS COR 873 Ex L3 DcBnk Incn Pv Ren				12,096	
STS COR 874 Inter Loc of MRY Dc Bk				20,000	
STS COR 880 Ex Dbk in con Ins SC				10,001	
STS COR 890 Ex Pll Box Incon Crb Rm				3,001	
STS COR 893 Abnd Wtr Ser @St 175+21				682	
STS COR 909 PGE Gas Interruption				50,001	
STS COR 911 E SW Conf w 48" SW				9,636	
STS COR 920 Hoist Beam Supports CP5				(1,932)	
STS COR 924 Ovpod Con inconf Catbsn				2,869	
STS COR 926 E TS conduits conf w pa				10,000	
STS COR 927 E Gas Conf w N CB				3,000	
STS COR 929 MH Conf w SW Grout				13,946	
STS COR 930 SW Cracks Conf w Grout				5,000	
STS COR 931 Tree Removal				2,998	
STS COR 934 Revised Curb/Gutter				10,001	
STS COR 942 Radio Sys Prelim Design				50,001	
STS COR 954 Culvert Field Investiga				20,106	
STS COR 958 Trk Pave Change				50,001	
STS COR 962 4th/King Incomp Hrdwr				34,448	
STS COR 965 DB conf w 8" WL and Sle				92,864	
STS COR 970 16" WL Installation				76,221	
STS COR 974 Fldng frm Brkn Wtr Mn				18,610	
STS COR 976 Ex Unkwn Mnhl & Dct Bnk				29,052	
STS COR 979 (N) CB in Conf w/ (E) V				3,639	
STS COR 98 DSC MRY MH Conf w N CB				56,371	
STS COR 980 Repair Install GV				15,442	
STS COR 981 Ex 12" WM incorr				29,614	
STS COR 983 Ex Rbr in Crnft w/ WL				2,137	
STS COR 987 Unkn Utl conflt w/ (N)				50,000	

Contract Modification/Trend Log - Contract 1300 Stations

Awarded NTE Amount	\$839,676,400	\$848,036,307
Substantial Completion	2/28/2018	2/28/2018

	UMS	CTS	YBM	STS	COST REPORT NOTES
STS COR 995 E 3" Asbs Conduit Cnflt				982	
STS COR 996 Prtl WI Cnflct w/ slab				4,106	
STS COR 997 E Unkn Cncrt Encsmnt				11,335	
STS COR 999 E 18" Steel Pipe Confli				0	
STS Existing Fuel & Transite in MRY				14,101	
STS PCC 063 Del ATT/TSIC/PGE on 4th				(36,495)	
STS PCC 084 Removal of ATT DB & Vau				151,797	
STS PCC 096 4th Street SW Slip Lini				828,956	
STS PCC 117 PDS Signs Moun Brackt				50,034	
STS PCC 121 PG&E Pnts Streetlightig				282,638	
STS PCC 151 LED Street Lamps				114,108	
STS PCC 223 4th and King Advnc Wrk				32,732	
STS PCC 224 Addn'l Water Line Work				74,706	
STS PCC 227 Paving for Temp Roadway				78,020	
STS PCC 232 WL at Welsh St				38,480	
STS PCC 237 Bulbouts Harrison Bryan				1,402,706	
STS PCC 239 Excavate Duct Bank				55,916	
STS PCC 249 Add Water Line on 4th				51,513	
STS PCC 265 Phone Encl Blue Light				19,254	
STS PCC 278 Rev Track Crub Drain				293,927	
STS PCC 283 Power Dist Single Line				24,169	
STS PCC 313 Pave Reno Weekend				217,211	
STS Track Switch Machine Change				391,909	
UMS - DCW and Hose Bibbs	29,159				
UMS - N. Entrance Art Glass and Gla	0				
UMS COR 1010 Emerg Phn Dsgn Conflic	5,001				
UMS COR 102 Cap on 12 inch Water	8,001				
UMS COR 1023 CIP Wall Reinforcing	367,670				
UMS COR 1039 Info Kiosk Design Conf	5,001				
UMS COR 1074 Traffic Signal Footing	10,001				
UMS COR 1076 Unkwn Conduits & Conc	7,141				
UMS COR 110 DSC Obst. at JG Columns	2,062,420				
UMS COR 1102 New 8" WD Tie-In	95,838				
UMS COR 1112 8in WD Fire Service	7,500				
UMS COR 1161 HVAC Duct Chase	3,001				

Contract Modification/Trend Log - Contract 1300 Stations

Awarded NTE Amount	\$839,676,400	\$848,036,307
Substantial Completion	2/28/2018	2/28/2018

	UMS	CTS	YBM	STS	COST REPORT NOTES
UMS COR 1176 Deluge Panel Conflicts	50,001				
UMS COR 1183 (8) 2" Interconn Cndui	10,001				
UMS COR 1190 Mtr Pedestal at Mrkt S	10,001				
UMS COR 12 Fire Hydrant @ OFarrell	18,932				
UMS COR 1229 Granite Base Footing	2,001				
UMS COR 1230 SFWD Meter Location	10,711				
UMS COR 1257 Invert Coord Dwg Delays	2,001				
UMS COR 1299 E PG&E Vault at Ellis	50,000				
UMS COR 1301 Wtrprfing under 71 Ell	50,000				
UMS COR 1332 N Hdwl Ties @ Strut Bm	50,001				
UMS COR 1335 Scaffold @ NW Crnr Ell	5,000				
UMS COR 1336 Water Test at Ellis	140				
UMS COR 1344 Missing Fixture Info	11,246				
UMS COR 1353 Unknwn WD at Ellis	20,000				
UMS COR 1356 Unknwn Void at Ellis	25,000				
UMS COR 1357 Cncrs Stn Agnt Boot	10,001				
UMS COR 1366 Broken WD at Macy's	3,001				
UMS COR 1376 Cnflct w/ PG&E Conduit	10,001				
UMS COR 1387 Unknown 12" AWSS	10,001				
UMS COR 1408 Escltr #8 CMU Dowels	5,001				
UMS COR 1416 Brkrm Domestic Water	5,001				
UMS COR 1423 Slanted Wall	50,001				
UMS COR 1433 Stair 3&4 Sewer Line	20,001				
UMS COR 1442 Wtrprfing at Cap Bm	5,001				
UMS COR 1449 Signage & Barricades	5,001				
UMS COR 1450 Wtrpfng @ Tunnel Linin	15,001				
UMS COR 1456 Thicker Concrete Base	5,001				
UMS COR 1459 Missing CMU Wall Dim	20,001				
UMS COR 1471 Escltr 7&8 Mounting	10,001				
UMS COR 1496 Traffic Sgnl Installat	20,001				
UMS COR 1500 Unkwn Obstr w Culvrt	5,001				
UMS COR 1503 BM 222 at S Headwall	2,001				
UMS COR 1506 Trough Drain Sup	2,001				
UMS COR 1507 Existing Concrete Wall	2,001				
UMS COR 1508 Composite Grout Tubes	2,001				

Contract Modification/Trend Log - Contract 1300 Stations

Awarded NTE Amount	\$839,676,400	\$848,036,307
Substantial Completion	2/28/2018	2/28/2018

	UMS	CTS	YBM	STS	COST REPORT NOTES
UMS COR 307 Elevator Site Hazmat	16,028				
UMS COR 336 Vault on Grid Line 9	1,312				
UMS COR 339 Grout Return at Col 378	599,421				
UMS COR 391 AT&T Duct Bank Conflict	25,001				
UMS COR 403 Waterproofing at BART	63,285				
UMS COR 493 Steel Shape Inside Pile	25,001				
UMS COR 579 Elevators 1-4 SFFD	41,648				
UMS COR 636 Bi-Fold Door Tube Steel	24,911				
UMS COR 660 Added Grommets at Booth	3,253				
UMS COR 726 Beam 213 Stair Opening	48,524				
UMS COR 747 NDSC Unidnfied Con Pile	50,000				
UMS COR 770 Fiil Void Sp with CDF	1,943				
UMS COR 781 Utility Trench Supp Slab	53,673				
UMS COR 790 Duct Bank Conflict	45,651				
UMS COR 817 Odor at N. Concourse	100,000				
UMS COR 850 Elvtr 1 & 2 Rail Spacin	6,001				
UMS COR 883 Ventilation System FCP	5,001				
UMS COR 885 Light Pole Foundation	15,703				
UMS E Vault Conflicting Pile Line	18,713				
UMS FACO #31 NDSC Incomplete PGE DB	165,944				
UMS FACO #38 Pile H3 & H4 Piles	7,210				
UMS MRY Duct Bank-East Conflict	41,038				
UMS PCC 003 Date Change to Rcv Art	(10,001)				
UMS PCC 007 Geoprobe Credit	(15,600)				
UMS PCC 027 Escalator Barricade	(9,227)				
UMS PCC 029 Concrete Wale Support	41,424				
UMS PCC 038 BART Instrmnt Transfer	45,280				
UMS PCC 078 Jet Grout at O'Farrell	11,611				
UMS PCC 118 Elevator Overhead Hoist	117,170				
UMS PCC 150 S. HW Wale Connection	37,174				
UMS PCC 153 Geary Catch Basin	(5,370)				
UMS PCC 166 Revise Feeder Schedules	97,976				
UMS PCC 184 Glass Floor Support	8,089				
UMS PCC 195 Reinf. of Wall to Slab	3,947				
UMS PCC 198 Ellis Deck Vertical Joi	22,196				

Contract Modification/Trend Log - Contract 1300 Stations

Awarded NTE Amount	\$839,676,400	\$848,036,307
Substantial Completion	2/28/2018	2/28/2018

	UMS	CTS	YBM	STS	COST REPORT NOTES
UMS PCC 212 Trouble Lights	(201)				
UMS PCC 213 Electrical at Ellis St.	(5,994)				
UMS PCC 222 Delete PG&E Conduits	(12,359)				
UMS PCC 230 Ellis AT&T Work	20,131				
UMS PCC 246 Fiber Optic Cable	8,613				
UMS PCC 270 Receptacles & Circuits	102,288				
UMS PCC 291 Concourse Level Floor D	24,679				
UMS PCC 48.1 Sewer Line Conflict	744,465				
UMS PCC 71 Rerouting of Slab Drains	1,236				
UMS PCC 86 Headwall Pile Conflict	8,982				
UMS PCC 93 Ellis Deck Seismic Joint	82,603				
UMS-FACO #30 NDSC Inadequate CDF	157,462				
UMS-Relocation of Traffic Signal Co	32,275				
USG COR 1037 Lead Based Paint	278,001				
USG COR 1071 Excvtion Wrk Stoppage	50,000				
USG COR 1109 Plaza Conc Strs Rein	10,001				
USG COR 1117 Steel Bracing	2,501				
USG COR 1129 Waterproof Surface Pre	5,001				
USG COR 1152 Fill and Metal Deck	3,001				
USG COR 1171 N Cncrs Wall Connec	50,001				
USG COR 1198 Wtr Prfng Soil Nail Wa	50,001				
USG COR 259 Lead Paint on Columns	87,455				
USG COR 261 8" Wall at Grid 11B	5,632				
USG COR 274 Shear Wall at Grid 10	68,945				
USG COR 293 Water on N.Concourse	1,832				
USG COR 777 Rvisd Bm Angle to Ceili	30,001				
USG COR 779 E WI Bm Reinf Chng	13,252				
USG COR 805 Fotngs 16A As Built Dim	10,001				
USG COR 808 Dimensions at Escalator	1,501				
USG COR 856 Anchor Rods Modificatio	2,768				
USG COR 882 HSS Beam Termination	5,001				
USG COR 975 N Cncrs Invert Slab Slp	5,001				
USG COR 998 Class 1 Hazardous Soil	200,000				
USG Hydrant Relocation on Geary St.	22,034				
USG PCC 072 Rmval of Exstg Column	4,116				

Contract Modification/Trend Log - Contract 1300 Stations

Awarded NTE Amount	\$839,676,400	\$848,036,307
Substantial Completion	2/28/2018	2/28/2018

	UMS	CTS	YBM	STS	COST REPORT NOTES
USG PCC 080 Door Opngs in Shr Walls	41,774				
USG PCC 101 Elev. Machine Rooms	7,122				
USG PCC 102 Fire Horn-Strobe	59,219				
USG PCC 105 Adj to Row X and Row Y	31,108				
USG PCC 106 Edge of Slab for 8" Con	39,891				
USG PCC 107 Light Pole Footings	7,595				
USG PCC 108 Con Wok chges du to DSC	288,022				
USG PCC 110 Term of Built Up Colus	79,811				
USG PCC 112 Glass Walk Roof System	15,744				
USG PCC 116 Demo Column, Const Beam	87,028				
USG PCC 124 Irrigation Main	20,124				
USG PCC 127 Footing Elev Suvey Diff	13,771				
USG PCC 128 Dowls of Rbar Conn Dtls	170,189				
USG PCC 129 Escalator Work Point	360,528				
USG PCC 133 Sheet Metal HVAC Duct	47,102				
USG PCC 134 Temp South Wall Support	90,268				
USG PCC 141 Wtrproof & Drn at P	292,754				
USG PCC 142 Storage Light & Elect.	26,085				
USG PCC 143 Wall Conn, at GL 10/B	5,906				
USG PCC 144 Conc. Finishing/Repairs	235,172				
USG PCC 164 GL 14 Waterproofing	68,074				
USG PCC 165 Arch. Precast Support	90,705				
USG PCC 174 Fan Trench Strut Clar.	8,810				
USG PCC 186 Bollard on Ramps	28,124				
USG PCC 190 Plaza Level Slab Detail	10,409				
USG PCC 191 Column 14 A Changes	4,387				
USG PCC 31 HVAC Trench Mod.	235,133				
USG PCC 68 Ramp Barriers Handrail	35,931				
USG PCC 73 Acceleration of Work	102,203				
USG PCC 87 Tiebacks, L2, GL 14-15	219,335				
YBM COR 1000 Added Raceway Instal			22,373		
YBM COR 1062 Elevator #3 Pit Change			48,544		
YBM COR 1105 Unk UST in sidewalk			54,396		
YBM COR 1146 Traction Power Neg.			48,935		
YBM COR 1151 Steel Pipe & Steel Bea			85,000		

Contract Modification/Trend Log - Contract 1300 Stations

Awarded NTE Amount	\$839,676,400	\$848,036,307
Substantial Completion	2/28/2018	2/28/2018

	UMS	CTS	YBM	STS	COST REPORT NOTES
YBM COR 1154 Elevator Glass Cab Cha			37,010		
YBM COR 1155 Live AT&T Cable			20,000		
YBM COR 1195 Stair #4 Sheet Pile In			10,001		
YBM COR 1205 DSC Ductbank & 12" WD			28,809		
YBM COR 1223 Removable guardrail			20,001		
YBM COR 1238 No Weld Bead @ 30" FM			4,545		
YBM COR 1240 Agent booth constructi			15,001		
YBM COR 1244 Conc. encase. conflict			3,235		
YBM COR 1252 Build 20"x4" Blow Off			4,083		
YBM COR 1281 T-7 Protection			6,000		
YBM COR 1283 Chase for Refrigerant			20,001		
YBM COR 1289 North Guide Way			60,001		
YBM COR 1293 Steel Line Conflict w/			4,071		
YBM COR 1294 Concrete Overpour P-1			98,767		
YBM COR 1306 Hold Point Koden Check			36,957		
YBM COR 1322 Replace Missing SL Con			15,000		
YBM COR 1329 Electrical Feeders to			(22,033)		
YBM COR 1334 Added Reinforcing Type			5,001		
YBM COR 1337 Added Shear Key at Hea			7,501		
YBM COR 1342 Headhouse Column reinf			30,001		
YBM COR 1348 Added Rebar Dowels int			6,501		
YBM COR 1349 DSC Confl w/(E) TS Box			4,001		
YBM COR 1359 RFI #2807 F4 Light Fix			57,479		
YBM COR 1377 (E) 20" Waterline conf			36,465		
YBM COR 1388 Roof Hatch Dimensions			10,001		
YBM COR 1392 SF-1/EF-1 Missing 120V			5,001		
YBM COR 1406 Downspout Requirement			7,501		
YBM COR 1413 Multiple Existing Util			375,000		
YBM COR 1421 Add 2' Extensions @ #7			9,000		
YBM COR 1425 Escalators 1 & 2 Stop			116,097		
YBM COR 1426 RFI #3114 PG&E Feeder			80,000		
YBM COR 1437 RFI 3284 Two Phase rem			10,001		
YBM COR 1438 Provide Reinforcing in			10,001		
YBM COR 1447 FP Sprinkler Heads			20,001		
YBM COR 1454 Changes to Heat Recove			12,001		

Contract Modification/Trend Log - Contract 1300 Stations

Awarded NTE Amount	\$839,676,400	\$848,036,307
Substantial Completion	2/28/2018	2/28/2018

	UMS	CTS	YBM	STS	COST REPORT NOTES
YBM COR 1457 Fire Hydrant Removal			12,001		
YBM COR 1458 DSC Existing Incorrect			15,000		
YBM COR 1466 Lighted Bollards			77,983		
YBM COR 1473 RFI 03307 Added Drain			3,501		
YBM COR 1474 RFI 03339 Reverse Door			1,501		
YBM COR 1483 RFI 03283.1 Added Tren			25,001		
YBM COR 1487 Phenolic Conduits			2,501		
YBM COR 1488 RFI 2924.1 Incr Wind L			50,001		
YBM COR 1495 RFI 03309.1 Welded Clo			3,000		
YBM COR 248 Transite pipe Folsom			3,176		
YBM COR 390 Chip Mezzanine Headwall			44,260		
YBM COR 564 Concrete Encased PG&E			140,346		
YBM COR 691 Add Gurdl to Str 5&6			45,001		
YBM COR 705 Del bems & Embds/Ven sh			(17,893)		
YBM COR 825 Tunnel Seg Steel Fibers			30,680		
YBM COR 848 Chip Invert Headwall			10,663		
YBM COR 939 Broken Water Dept. Line			66,574		
YBM COR 949 Escalator Raceways			2,500		
YBM COR 953 Added Condensate Drain			9,982		
YBM COR 955 Form saver-Coupler Mods			305,906		
YBM COR 960 N & S Head WI Rbr Chng			64,027		
YBM PCC 022 Addtl Signage on Clem			12,071		
YBM PCC 061 Escalator Pit Provision			94,576		
YBM PCC 132 Raise Pit Floor Elev 4			88,910		
YBM PCC 159 PG&E Ductbank Changes			(10,001)		
YBM PCC 162 Deluge Valve Door			7,889		
YBM PCC 168 Swing Gates Attachment			178,172		
YBM PCC 171R1 Additional PTZ CCTV			14,093		
YBM PCC 182 Primers & Vents for FDs			10,099		
YBM PCC 187 Escala. 1-4 HVAC change			20,000		
YBM PCC 202 YBM Mezz Light Fixtures			74,858		
YBM PCC 209 Tract Power GRS Downsiz			(15,824)		
YBM PCC 21 Delete Instrument & Monit			(50,195)		
YBM PCC 214 FHC and AR Phones			32,360		
YBM PCC 252 Protect In-Slab Pipes			11,307		

Contract Modification/Trend Log - Contract 1300 Stations

Awarded NTE Amount	\$839,676,400	\$848,036,307
Substantial Completion	2/28/2018	2/28/2018

	UMS	CTS	YBM	STS	COST REPORT NOTES
YBM PCC 260 Folsom St. AWSS Valve			54,318		
YBM PCC 287 Elevator Cab Handrail			120,127		
YBM PCC 310 Revisions to Platform E			17,653		
YBM PCC 312 Galvanized Bent Plate			231,305		
YBM PCC 37 SFAC Node Sculpture			79,000		
YBM PCC 41 Install #7 Box Clementin			(11,089)		
YBM PCC 69 SW Bulb-out at Stair#1			101,733		
YBM PCC 76R AWSS, SSFM, WM Design			207,216		
YBM PCC 79 Install 12in WM to Howar			243,022		
YBM PCC 82 Delete Scope Due to Hote			(39,025)		
YBM PCC 85R Ticketing Hall Changes			57,586		
YBM PCC 97 Change Concourse Opening			33,963		
YBM PCC 99 Art Glass Changes			6,880		
CTS PCC 104 Water Leak NE HH		20,001			
CTS PCC 119 Pltform Lvl Wall Art In		(10,001)			
CTS PCC 135 Esc 5/6 Addl Supp Locs		10,001			
CTS PCC 167 Drn for Glc Canopy on E		5,001			
CTS PCC 177 Add Esc 5 & 6 Supp		1,001			
CTS PCC 178 Add Beams and Embeds		1			
CTS PCC 180 Extra WD Work for 12" L		1			
CTS PCC 204 Shrnk Ft Prnt Emer Shft		1,001			
CTS PCC 231 Continuous Metal Ring		8,000			
CTS PCC 268 Rstroom Fclty Wall Revs		0			
GEN PCC 33R End Platform Gate Revisi			57,403		
STS Comm and Elec Cabinets Relocati				21,768	
STS PCC 095 Frame/Grate Change				(50,001)	
STS PCC 114 Rev1 Stdpipe & Cond				30,000	
STS PCC 160 ATCS Change Reverse Run				400,000	
STS PCC 161 Delete Plat ESPBs				0	
STS PCC 206 Replace CCTV equipment				(1,600,000)	
STS PCC 226 Axle Counter Boxes				41,602	
STS PCC 236 Pavement Survey				2,000	
STS PCC 240 Conduit SFDT Reroute				4,000	
STS PCC 244 PDS Signs				(5,001)	
STS PCC 248 Restab Trac Pwr Ductban				20,000	

Contract Modification/Trend Log - Contract 1300 Stations

Awarded NTE Amount	\$839,676,400	\$848,036,307
Substantial Completion	2/28/2018	2/28/2018

	UMS	CTS	YBM	STS	COST REPORT NOTES
STS PCC 250 Add 2" TP Riser Conduits				20,000	
STS PCC 255 Sidewalk Restoration				33,000	
STS PCC 264 Track Drainage Mod				(15,000)	
STS PCC 266 Track Curb Type Mod				(1,001)	
STS PCC 276 Traffic Signal Changes				3,000	
STS PCC 279 WD Work S 4th Brannan				30,000	
STS PCC 280 Pavement Reno Delete				(20,000)	
STS PCC 288 Delete Video Display				(2,500)	
STS PCC 306 Adv Track Slab Excav				5,000	
STS PCC 308 Crossover Rail Bonding				6,000	
STS PCC 311 Vetag Infrastructure				15,000	
STS PCC 319 4th Bran Pave Reno Wknd				25,000	
UMS Locate PG&E Conduits	20,001				
UMS MRY Duct Bank-West	54,981				
UMS PCC 122 Drain Piping Details	332,252				
UMS PCC 181 Plaza ADA Enhancements	7,500				
UMS PCC 193 Lightbox & Glazed Door	21,001				
UMS PCC 196 Exhaust Fan & Escltr Cnt	20,000				
UMS PCC 201 Door Alarm Points	10,000				
UMS PCC 215 Rmv Conduits in Casing	15,000				
UMS PCC 216 Waterproofing Drainage	50,000				
UMS PCC 217 POC for Drain Line	5,001				
UMS PCC 219 Add Data & Power Outlet	77,000				
UMS PCC 221 Slab Interaction	8,000				
UMS PCC 225 Add Two S.S. Enclosures	5,000				
UMS PCC 228 Added 2"x4" conduits	5,000				
UMS PCC 247 Changes to RP-304	5,000				
UMS PCC 253 Pltfrm Lvl Hdwl Wale Re	35,000				
UMS PCC 256 Platform Art	(29,000)				
UMS PCC 257 Mezz Lvl Hdwl Wale Rein	35,000				
UMS PCC 261 Pltfrm Lvl Intrnl Drain	4,000				
UMS PCC 263 LED artwork	10,000				
UMS PCC 271 Metal Deck Support	30,000				
UMS PCC 272 PG&E Vaults on Ellis St	2,000				
UMS PCC 273 N Entrnce Cncrs Lvl HVAC	30,000				

Contract Modification/Trend Log - Contract 1300 Stations

Awarded NTE Amount	\$839,676,400	\$848,036,307
Substantial Completion	2/28/2018	2/28/2018

	UMS	CTS	YBM	STS	COST REPORT NOTES
UMS PCC 275 Drainage at Stairs 3&4	2,000				
UMS PCC 277 N Entrnc WD Tie-ins	20,000				
UMS PCC 281 Power Infrastructure	50,001				
UMS PCC 282 Mezzanine N. Headwall	20,000				
UMS PCC 293 Gas Line on O'Farrell	20,000				
UMS PCC 295 Geary Bulb Out	25,000				
UMS PCC 296 Water Meter on Ellis St.	(2,001)				
UMS PCC 298 Sewer at Stair 3 and 4	20,001				
UMS PCC 299 South Concourse Opening	50,000				
UMS PCC 309 Bus Shelter on Geary	(2,001)				
UMS PCC 314 Revise Sewer Profile "C"	20,000				
UMS PCC 325 Escalator Slab Rebar	10,000				
UMS PCC 94 Clean out MRY Ductbank	18,060				
USG PCC 109 Rein Dtls for Struc Con	10,001				
USG PCC 111 Conc Cemo & Rev Con Dtl	10,001				
USG PCC 123 South Wall Ground Beams	4,001				
USG PCC 125 Foot,SOG & Str St Chang	50,001				
USG PCC 147 Geary Streetlight	25,000				
USG PCC 154 Trench Drain at 17 Line	1,001				
USG PCC 155 16-D Footing Demoltion	18,001				
USG PCC 156 CMU Footings	25,000				
USG PCC 157 Plaza Level Vent Shaft	3,000				
USG PCC 158 Elev. Pit CDF Backfill	1,500				
USG PCC 175 Drainage Under Slab	0				
USG PCC 185 Wall at Line 10 and Hyd	15,000				
USG PCC 197 Precast Planter Pots	8,650				
USG PCC 199R-1 Delete Bm and Plntrs	5,000				
USG PCC 89 E. Light Pole Foundation	2,501				
YBM PCC 126R2 Changes to Kiosks			20,000		
YBM PCC 140 Stair 3, Escalators 1&2			20,001		
YBM PCC 145 Stair 7/Escalators 3, 4			20,001		
YBM PCC 148 Elev.3, 4 Hoist Beam MP			40,001		
YBM PCC 152R1 Elevator 1 & 2 changes			100,001		
YBM PCC 210 Elev 1&2 MRL to Hydraul			(5,001)		
YBM PCC 235R1 Granite Art Panel			25,001		

Contract Modification/Trend Log - Contract 1300 Stations

Awarded NTE Amount	\$839,676,400	\$848,036,307
Substantial Completion	2/28/2018	2/28/2018

	UMS	CTS	YBM	STS	COST REPORT NOTES
YBM PCC 290 Elimination of Intercar			(20,001)		
YBM PCC 301 Remove directional door			(20,001)		
YBM PCC 302 Delete 4th Wall of CMU			15,000		
YBM PCC 305R1 Signage Revisions			1,000		
YBM PCC 318 Station Door Hardware			50,000		
YBM PCC 320 Upsized Wires & Breaker			45,000		
YBM PCC 322 Fill Gap at Panel P-60			10,000		
YBM PCC 56 OCS Pole Foundations			551		
YBM PCC 59 Pavers Basis of Design			7,516		
YBM PCC 91 Concourse Beam Revision			15,001		
Approved	2,748,442	2,964,460	300,214	2,346,790	
Contract Modification					
CMod # 14 YBM COR 036, 078			58,526		
CMod #017 CTS CORs 001 053 & 069		54,322			
CMod #018 CTS PCC 012		60,248			
CMod #021 STS CORs 48/52/114/233/252				18,221	
CMod #025 - Various CORs			59,113		
CMod #026 YBM COR 072			84,509		
CMod #027 UMS PCC 092	0				
CMod #028 CTS PCC 017.1		97,743			
CMod #029 STS PCC 009.1				(143,668)	
CMod #033 CTS Various CORs		56,422			
CMod #034 CTS Various CORs		19,334			
CMod #035 STS PCC 077				11,147	
CMod #037 CTS Various CORs		8,886			
CMod #038 STS Various CORs				52,553	
CMod #039 UMS Various CORs	23,271				
CMod #040 YBM Analytical Soil Test			3,655		
CMod #049 STS DSC CORs				136,728	
CMod #050 STS DSC CORs				67,036	
CMod #053 STS DSC CORs				17,035	
CMod #1 BART Elevator Option 1 @ Pow	90,000				
Cmod #10 YBM PCC 042			64,287		
CMod #11 UMS PCC 002	12,997				
CMod #12 STS Traffic Control				1,032,302	

Contract Modification/Trend Log - Contract 1300 Stations

Awarded NTE Amount	\$839,676,400	\$848,036,307
Substantial Completion	2/28/2018	2/28/2018

	UMS	CTS	YBM	STS	COST REPORT NOTES
CMod #13 CTS COR 006		57,707			
CMod #15 YBM COR 196			3,178		
CMod #16 UMS COR 184	8,261				
CMod #19 CTS COR 007, 026		2,274,225			
CMod #20 YBM PCC 047 and 45			364,562		
CMod #22 UMS PCC 045, 046	16,198				
CMod #23 UMS PCC 058	63,838				
CMod #3 CTS Work Safely Ard Power Po		25,956			
CMod #30 YBM Various CORs			334,165		
CMod #31 UMS COR 595	53,701				
CMod #32 YBM Various PCCs			92,934		
CMod #36 YBM Conflict with Waterline			14,484		
CMod #4 CTS-Force Account Change Or		130,000			
CMod #41 YBM Class 2 Conta. Material			40,250		
CMod #42 UMS Addl. Service Conduits	36,873				
CMod #43 UMS D85 Structural Pile	65,188				
CMod #44 UMS Grade 50 Steel	572,884				
CMod #46 YBM/CTS/UMS S.walk Hatches			35,489		
CMod #47 UMS Roof Deck Schedule	76,124				
CMod #48 UMS Undgrnd. Storage Tanks	97,817				
CMod #5 YBM Deletion of Comp Groutin			(1,833,869)		
CMod #51 YBM Various CORs and PCCs			24,875		
CMod #52 YBM Undgrnd. Storage Tanks			167,393		
CMod #54 UMS USG Underpinning	732,157				
CMod #55 YBM Archeological Discovery			102,734		
CMod #56 YBM Contaminated Material			106,923		
CMod #57 STS Crossover Materials				21,245	
CMod #58 STS DSC CORs				90,081	
CMod #59 CTS DSC CORs		66,592			
CMod #6 CTS Plaza Constr Supt Servi		75,000			
CMod #60 UMS USG Two Fuel Tanks	61,312				
CMod #61 YBM Various CORs			207,181		
CMod #62 UMS Wales and Waterproofing	277,714				
CMod #63 CTS DSC CORs		38,025			
CMod #64 STS DSC CORs and SFWD				52,570	

Contract Modification/Trend Log - Contract 1300 Stations

Awarded NTE Amount	\$839,676,400	\$848,036,307
Substantial Completion	2/28/2018	2/28/2018

	UMS	CTS	YBM	STS	COST REPORT NOTES
CMod #65 UMS Various CORs and PCCs	10,320				
CMod #66 STS Sewer Notching				66,949	
CMod #67 UMS Solar/Low-e Coating	23,290				
CMod #68 STS Various CORs				59,555	
CMod #69 UMS Various CORs	49,682				
CMod #70 YBM Various CORs			178,079		
CMod #71 UMS Haz and Asbestos Abate	81,907				
CMod #72 YBM COR 249. 566			74,694		
CMod #74 UMS PCC 39 12" WtrIn Reloc	336,236				
CMod #75 UMS COR 060 New 8" Wtr Line	58,672				
Cmod #76 YBM COR 806 Gardril credits			(9,611)		
CMod #77 STS Various Changes				56,629	
CMod #78 STS Various DSC CORs				191,175	
CMod #9 YBM COR 10,15,16,18,20,25			126,663		
CMod 073 - PCC 066 PB				96,516	
CMOD 24 STS PCC 23				108,053	
CMod#7 STS FACOs 016, 017 &COR 009				80,170	
CMod#8 STS PCC 006 ATT MH, PB&Trench				225,208	
STS CMod 045 PCC 008 Tunnel Lowering				107,285	
Grand Total	13,295,594	4,837,690	4,922,842	5,478,635	

7.6 BUDGET REVISIONS: REPORT SORTED BY CONSTRUCTION PACKAGES & SOFT COSTS

Report Period: March 2018

		February 2018			March 2018				
Group by Contract & SCC	CATEGORY ITEM	February 2018 Base	February 2018 Allocated Contingency	February 2018 Base + Allocated Contingency (YOE)	March 2018 Base	March 2018 Allocated Contingency	March 2018 Base + Allocated Contingency (YOE)	BUDGET TRANSFERS [February 2018] vs. [March 2018]	Cost Report Notes
10-50	CONSTRUCTION CONTRACT PACKAGES	1,148,288,195	33,634,808	1,181,923,003	1,148,156,479	33,766,524	1,181,923,003	0	
1250	UTILITY RELOCATION PACKAGE #1	12,134,906		12,134,906	12,134,906		12,134,906	0	
	Contract 1250 Form B Credit	(2,275,419)		(2,275,419)	(2,275,419)		(2,275,419)	0	
1251	UTILITY RELOCATION PACKAGE #2	20,744,696		20,744,696	20,744,696		20,744,696	0	
	Contract 1251 Form B Credit	(7,618,412)		(7,618,412)	(7,618,412)		(7,618,412)	0	
1252	GUIDEWAY TUNNEL	235,078,785	834,715	235,913,500	234,947,069	966,430	235,913,500	0	32
	Contract 1252 Form B Credit	(254,050)		(254,050)	(254,050)		(254,050)	0	
1300	CN1300 STATIONS TOTAL	848,036,307	31,640,093	879,676,400	848,036,307	31,640,093	879,676,400	0	33
1253: UMS	UNION SQUARE/MARKET STREET STATION [UMS]	296,779,032	17,251,558	314,030,590	296,779,032	17,251,558	314,030,590	0	
	UMS 1253 Form B Credit	(528,370)		(528,370)	(528,370)		(528,370)	0	
1254: CTS	CHINA TOWN STATION [CTS]	250,532,270	7,035,540	257,567,810	250,532,270	7,035,540	257,567,810	0	
	CTS 1254 Form B Credit	(451,703)		(451,703)	(451,703)		(451,703)	0	
1255: YBM	YERBA BUENA/ MOSCONE STATION [YBM]	158,389,214	4,699,787	163,089,001	158,389,214	4,699,787	163,089,001	0	
	YBM 1255 Form B Credit	(100,000)		(100,000)	(100,000)		(100,000)	0	
1256: STS	SURFACE TRACKWORK & SYSTEMS [STS]	142,335,790	2,653,209	144,988,999	142,335,790	2,653,209	144,988,999	0	
	STS 1256 SFPUC SEWER MAIN CREDIT	(2,925,296)		(2,925,296)	(2,925,296)		(2,925,296)	0	
	STS 1256 Form B Credit	(1,000,000)		(1,000,000)	(1,000,000)		(1,000,000)	0	
OTHER	OTHER CONSTRUCTION TOTAL	47,446,751	1,160,000	48,606,751	47,446,751	1,160,000	48,606,751	0	
40.06	PUBLIC ART PROGRAM	8,175,555	1,160,000	9,335,555	8,175,555	1,160,000	9,335,555	0	
40.08	CN1300 JOB READINESS PROGRAM - OUTREACH	1,060,000		1,060,000	1,060,000		1,060,000	0	33
40.02	MISC. CONSTR CONTRCT WK (TRACTION POWER FOR 1251)	258,202		258,202	258,202		258,202	0	
40.01	CONTRACT 1300 SOIL PROCESS	500,000		500,000	500,000		500,000	0	34
50.01	TEMPORARY LICENSE AGREEMENT (ATCS CENTRAL CONTROL)	487,972		487,972	487,972		487,972	0	
50.06	MTA FARE COLLECTION EQUIPMENT	5,400,000		5,400,000	5,400,000		5,400,000	0	
50.06	BART FARE COLLECTION EQUIPMENT	700,000		700,000	700,000		700,000	0	

7.6 BUDGET REVISIONS: REPORT SORTED BY CONSTRUCTION PACKAGES & SOFT COSTS

Report Period: March 2018

		February 2018			March 2018				
Group by Contract & SCC	CATEGORY ITEM	February 2018 Base	February 2018 Allocated Contingency	February 2018 Base + Allocated Contingency (YOE)	March 2018 Base	March 2018 Allocated Contingency	March 2018 Base + Allocated Contingency (YOE)	BUDGET TRANSFERS [February 2018] vs. [March 2018]	Cost Report Notes
40.02	JOB ORDER CONTRACTS (JOCS) - CONSTRUCTION	117,255		117,255	117,255		117,255	0	
40.08	AON RISK INSURANCE	18,088,750		18,088,750	18,088,750		18,088,750	0	
40.02	PUBLIC AGENCIES UTILITY COORDINATION	3,713,215		3,713,215	3,713,215		3,713,215	0	
40.02	DEPARTMENT OF PARKING AND TRAFFIC (DPT)	1,200,000		1,200,000	1,200,000		1,200,000	0	
50.03	UNION SQUARE/ MARKET STREET STATION POWER FEED	2,959,826		2,959,826	2,959,826		2,959,826	0	
50.03	UNION SQUARE/ MARKET STREET STATIONS PERMANENT POWER	(2,350,000)		(2,350,000)	(2,350,000)		(2,350,000)	0	
50.03	CHINATOWN STATION POWER FEED	2,959,826		2,959,826	2,959,826		2,959,826	0	
50.03	CHINATOWN STATION PERMANENT POWER	(2,350,000)		(2,350,000)	(2,350,000)		(2,350,000)	0	
50.03	YERBA BUENA/ MOSCONE STATION [YBM] POWER FEED	3,125,222		3,125,222	3,125,222		3,125,222	0	
50.03	YERBA BUENA/ MOSCONE STATION [YBM] PERMANENT POWER	(2,368,540)		(2,368,540)	(2,368,540)		(2,368,540)	0	
50.03	SURFACE STATION POWER FEED	11,839		11,839	11,839		11,839	0	
50.04	COMMUNICATION CONNECTION COSTS	5,757,629		5,757,629	5,757,629		5,757,629	0	
60	ROW, LAND, EXISTING IMPROVEMENTS	32,246,321	0	32,246,321	32,246,321	0	32,246,321	0	
60.01	PURCHASE OR LEASE OF REAL ESTATE	30,065,810	0	30,065,810	30,065,810	0	30,065,810	0	35
60.02	RELOCATION OF EXISTING HOUSEHOLDS	2,180,511		2,180,511	2,180,511		2,180,511	0	
70	VEHICLES	13,309,000	13,076,653	26,385,653	13,309,000	13,076,653	26,385,653	0	
70.01	LIGHT RAIL	13,309,000	13,076,653	26,385,653	13,309,000	13,076,653	26,385,653	0	36
70.07	SPARE PARTS								
80	PROFESSIONAL SERVICES	310,518,041	18,221,079	328,739,120	310,518,041	18,221,079	328,739,120	0	
80.01	PRELIMINARY ENGINEERING	46,202,674		46,202,674	46,202,674		46,202,674	0	
80.02	FINAL DESIGN	61,318,331		61,318,331	61,318,331		61,318,331	0	
80.03	PROJECT MANAGEMENT FOR DESIGN & CONSTRUCTION	89,012,545	13,905,845	102,918,390	89,012,545	13,905,845	102,918,390	0	

7.6 BUDGET REVISIONS: REPORT SORTED BY CONSTRUCTION PACKAGES & SOFT COSTS

Report Period: March 2018

		February 2018			March 2018				
Group by Contract & SCC	CATEGORY ITEM	February 2018 Base	February 2018 Allocated Contingency	February 2018 Base + Allocated Contingency (YOE)	March 2018 Base	March 2018 Allocated Contingency	March 2018 Base + Allocated Contingency (YOE)	BUDGET TRANSFERS [February 2018] vs. [March 2018]	Cost Report Notes
80.04	CONSTRUCTION ADMINISTRATION & MANAGEMENT	91,096,881	2,956,812	94,053,693	91,096,881	2,956,812	94,053,693	0	
80.05	INSURANCES	6,800,000		6,800,000	6,800,000		6,800,000	0	
80.06	LEGAL: PERMITS. REVIEW FEES BY OTHER AGENCIES	8,212,604		8,212,604	8,212,604		8,212,604	0	
80.07	SURVEYS, TESTING, INVESTIGATION. INSPECTION	933,100		933,100	933,100		933,100	0	
80.08	START-UP	6,941,907	1,358,422	8,300,329	6,941,907	1,358,422	8,300,329	0	
	ALL SCC CATEGORIES 10 TO 80	1,504,361,557	64,932,540	1,569,294,097	1,504,229,842	65,064,256	1,569,294,097		37
90	UNALLOCATED CONTINGENCIES			9,005,906			9,005,906		38
	TOTAL PROJECT COST 10 TO 100			1,578,300,003			1,578,300,003		
	TOTAL CONTINGENCY			73,938,446			74,070,161		
	CONTINGENCY MINIMUM			25,000,000			25,000,000		
	BELOW OR ABOVE MINIMUM			48,938,446			49,070,161		

COST STATUS BY CATEGORY	SCC CODES	Supplemental 2013 Budget/Original Budget	BUDGET February 2018	BUDGET TRANSFERS	BUDGET March 2018	March 2018 CTD	Remaining Budget (Column F - Column G)	March 2018 EAC	March 2018 Contingency	Cost Report Notes
		A	B	C	D	E	F	G	H	
GUIDEWAY & TRACK ELEMENTS	SCC 010	282,227,872	285,227,879	-	285,227,879	268,200,398	17,027,481	285,039,954	966,430	39
STATIONS, STOPS, TERMINALS, INTERMODAL	SCC 020	573,099,645	586,414,555	-	586,414,555	390,291,615	196,122,940	561,017,206	31,640,093	39
SITWORK & SPECIAL CONDITIONS	SCC 040	235,514,097	214,938,742	-	214,938,742	203,595,827	11,342,916	226,001,791	1,160,000	39
SYSTEMS	SCC 050	90,774,397	95,341,827	-	95,341,827	32,924,708	62,417,118	96,292,382		39
ROW, LAND, EXISTING IMPROVEMENTS	SCC 060	37,511,799	32,246,321	-	32,246,321	30,732,020	1,514,301	32,246,321		
VEHICLES	SCC 070	26,385,653	26,385,653	-	26,385,653	10,598,347	15,787,306	13,309,000	13,076,653	
PRELIM ENGINEERING	SCC 080.01	46,202,673	46,202,674	-	46,202,674	46,202,675	(1)	46,202,674		
FINAL DESIGN	SCC 080.02	61,137,604	61,318,331	-	61,318,331	61,199,308	119,023	61,318,331		
PM FOR DESIGN & CONSTRUCTION	SCC 080.03 - 080.04	197,146,664	196,972,082	-	196,972,082	140,645,580	56,326,502	180,109,425	16,862,657	
OTHER PROF SRVCS	SCC 080.05 - 080.08	24,416,118	24,246,033	-	24,246,033	11,695,738	12,550,295	22,887,611	1,358,422	
UNALLOC CONTINGENCY	SCC 090	3,883,480	9,005,903	-	9,005,903		9,005,903		9,005,906	
Grand Total		1,578,300,000	1,578,300,001	-	1,578,300,001	1,196,086,215	382,213,786	1,524,424,695	74,070,161	

SCC DESCRIPTION	March 2018 BUDGET	March 2018 CTD
010 - GUIDEWAY & TRACK ELEMENTS	285,227,879	268,200,398
020 - STATIONS, STOPS, TERMINALS, INTERMODAL	586,414,555	390,291,615
040 - SITEWORK & SPECIAL CONDITIONS	214,938,742	203,595,827
050 - SYSTEMS	95,341,827	32,924,708
060 - ROW, LAND, EXISTING IMPROVEMENTS	32,246,321	30,732,020
070 - VEHICLES (number)	26,385,653	10,598,347
080 - PROFESSIONAL SERVICES (applies to Cats. 10-50)	328,739,120	259,743,301
090 - UNALLOCATED CONTINGENCY	9,005,903	
Grand Total	1,578,300,001	1,196,086,215

SCC DESCRIPTION	March 2018 BUDGET	March 2018 CTD
010.02-Guideway: At grade semi-exclusive (allows cross-traffic)	2,860,000	1,925,000
010.06-Guideway: Underground cut & cover	69,816,407	63,660,792
010.07-Guideway: Underground tunnel	201,340,746	193,217,691
010.09-Track: Direct fixation	6,761,089	5,797,916
010.12-Track: Special (switches, turnouts)	4,449,637	3,599,000
020.01-At-grade station, stop, shelter, mall, terminal, platform	7,602,857	2,327,302
020.02-Aerial station, stop, shelter, mall, terminal, platform	2,653,209	0
020.03-Underground station, stop, shelter, mall, terminal, platform	554,456,652	380,187,741
020.07-Elevators, escalators	21,701,837	7,776,572
040.01-Demolition, Clearing, Earthwork	12,355,615	12,078,515
040.02-Site Utilities, Utility Relocation	61,068,038	67,268,762
040.03-Haz. mat'l, contam'd soil removal/mitigation, ground water treatments	7,534,128	5,509,570
040.04-Environmental mitigation, e.g. wetlands, historic/archeologic, parks	1,122,899	557,590
040.05-Site structures including retaining walls, sound walls	2,706,431	2,706,431
040.06-Pedestrian / bike access and accommodation, landscaping	9,790,995	3,226,246
040.07-Automobile, bus, van accessways including roads, parking lots	6,579,099	4,957,283
040.08-Temporary Facilities and other indirect costs during construction	113,781,537	107,291,429
050.01-Train control and signals	28,127,939	7,512,683
050.02-Traffic signals and crossing protection	12,562,529	11,113,349
050.03-Traction power supply: substations	21,465,073	11,289,793
050.04-Traction power distribution: catenary and third rail	12,441,113	1,802,370
050.05-Communications	12,030,586	1,053,660
050.06-Fare collection system and equipment	6,100,000	152,852
050.07-Central Control	2,614,586	1
060.01-Purchase or lease of real estate	30,065,810	28,322,590
060.02-Relocation of existing households and businesses	2,180,511	2,409,430
070.01-Light Rail	26,385,653	10,598,347
080.01-Preliminary Engineering	46,202,674	46,202,675
080.02-Final Design	61,318,331	61,199,308
080.03-Project Management for Design and Construction	102,918,390	69,758,720
080.04-Construction Administration & Management	94,053,693	70,886,860
080.05-Professional Liability and other Non-Construction Insurance	6,800,000	6,340,196
080.06-Legal; Permits; Review Fees by other agencies, cities, etc.	8,212,604	4,497,714
080.07-Surveys, Testing, Investigation, Inspection	933,100	857,829
080.08-Start up	8,300,329	0
090.00-Unallocated Contingency	9,005,903	
Grand Total	1,578,300,001	1,196,086,215

[A] Cost Account Description	BUDGET	ACTUAL COSTS				[G] VARIANCE (B - F)	COST REPORT NOTES
	[B] March 2018 Budget (YOE)	[C] PRIOR MONTH Total	[D] PRIOR MONTH Monthly	[E] CURRENT Monthly	[F] CURRENT Total		
TOTAL PRELIMINARY ENGINEERING	46,542,061	46,542,061	0	0	46,542,061	0	40
11 - SFMTA PROJECT MANAGEMENT	8,800,164	8,253,957	0	0	8,253,957	546,208	41
12 - SFMTA ENGINEERING SERVICES	11,425,594	11,425,594	0	0	11,425,594	0	42
16 - DEPARTMENT OF PARKING AND TRAFFIC (DPT)	921,906	802,883	0	0	802,883	119,023	
21 - ARTS COMMISSION	1,500,570	1,500,570	0	0	1,500,570	0	43
22 - FIRE DEPARTMENT	33,825	33,825	0	0	33,825	0	
23 - CITY ATTORNEY'S OFFICE	1,234,754	1,234,754	0	0	1,234,754	0	
24 - RISK MANAGEMENT	0	0	0	0	0	0	
26 - PLANNING	99,604	99,604	0	0	99,604	0	
27 - DEPARTMENT OF PUBLIC HEALTH (DPH)	4,420	4,420	0	0	4,420	0	
29 - CITY AUDITOR	336,735	336,735	0	0	336,735	0	44
32 - DPW - IDC ENGINEERING (HYDRAULIC)	3,336,432	3,336,432	0	0	3,336,432	0	
34 - DPW - IDC CONSTRUCTION (CAPTITAL)	17,462	17,462	0	0	17,462	0	
36 - DPW - BSM INFRASTRUCTURE (MAPPING)	76,549	76,549	0	0	76,549	0	
39 - DPW - PCS SITE ASSESSMENT & REMEDIATION (SAR)	13,993	13,993	0	0	13,993	0	
51 - 821 HOWARD STREET	1,005,653	1,005,653	0	0	1,005,653	0	
55 - 651 BRANNAN	2,294,910	2,294,910	0	0	2,294,910	0	45
63 - CENTRAL SUBWAY PARTNERSHIP - AECOM-EPC JV CONTRACT 149	26,793,234	26,793,234	0	0	26,793,234	0	46
66 - ANIL VERMA	395,204	395,204	0	0	395,204	0	47
67 - HILL INTERNATIONAL CONTRACT 156	6,716,294	6,716,294	0	0	6,716,294	0	48
68 - ARTHUR GALLAGER & CO. CS 164	6,800,000	6,340,196	0	0	6,340,196	459,804	
71 - TUNNEL/UTILITIES - CONTRACT # CONTRACT 155-1	5,469,336	5,469,336	0	0	5,469,336	0	49
72 - STATIONS - CONTRACT # CONTRACT 155-2	26,220,609	26,220,609	0	0	26,220,609	0	50
73 - SYSTEMS/INTEGRATION - CONTRACT 155-3	11,432,312	11,432,312	0	0	11,432,312	0	51
331 - BAY AREA RAPID TRANSIT (BART)	146,427	146,427	0	0	146,427	0	
332 - SAN FRANCISCO COUNTY TRANSPORTATION AUTHORITY (SFCTA)	0	0	0	0	0	0	
TOTAL FINAL DESIGN	115,075,988	113,950,952	0	0	113,950,952	1,125,035	
11 - SFMTA PROJECT MANAGEMENT	15,589,933	10,708,059	89,427	86,545	10,794,604	4,795,329	
1.3.011.01.080.03 - CM:SFMTA LABOR-PROJECT MANAGEMENT	15,589,933	10,708,059	89,427	86,545	10,794,604	4,795,329	
12 - SFMTA ENGINEERING SERVICES	2,923,582	2,513,080	3,107	2,124	2,515,205	408,377	
1.3.012.02.080.04 - CM: SFMTA LABOR-ENGINEERING CONTRACT 1252	123,582	57,648	0	0	57,648	65,934	
1.3.012.06.080.04 - CM: SFMTA LABOR-ENGINEERING CONTRACT 1300	2,800,000	2,455,432	3,107	2,124	2,457,557	342,443	
13 - SFMTA CONSTRUCTION MANAGEMENT	37,118,350	12,512,815	80,373	89,217	12,602,032	24,516,318	
1.3.013.01.080.04 - CM:SFMTA LABOR-CONSTR. MANAGEM	37,118,350	12,512,815	80,373	89,217	12,602,032	24,516,318	
16 - DEPARTMENT OF PARKING AND TRAFFIC (DPT)	3,659,313	2,095,948	3,491	5,019	2,100,967	1,969,200	
1.3.016.01.080.04 - DPT CONTRACT 1300 SUPPORT UMS	299,600	96,859	1,150	4,021	100,879	198,721	
1.3.016.01.080.04 - DPT CONTRACT 1300 SUPPORT CTS	274,900	96,718	703	869	97,586	177,314	
1.3.016.01.080.04 - DPT CONTRACT 1300 SUPPORT YBM	238,400	149,702	1,230	130	149,833	88,567	
1.3.016.01.080.04 - DPT CONTRACT 1300 SUPPORT STS	876,876	258,533	408	0	258,533	618,343	

[A] Cost Account Description	BUDGET	ACTUAL COSTS				[G] VARIANCE (B - F)	COST REPORT NOTES
	[B] March 2018 Budget (YOE)	[C] PRIOR MONTH Total	[D] PRIOR MONTH Monthly	[E] CURRENT Monthly	[F] CURRENT Total		
1.3.016.02.040.08 - DPT: FIELD OPS TUNNEL [B84]	0	1,464	0	0	1,464	(1,464)	
1.3.016.02.040.08 - DPT: FIELD OPS TUNNEL [B86]	0	204,261	0	0	204,261	(204,261)	
1.3.016.06.040.02 - DPT:DPT TRAFFIC SHOP CONTRACT 1300	1,200,000	0	0	0	0	1,200,000	
1.3.016.08.040.08 - DPT:PCOS:2UTL [68A]	400,728	400,728	0	0	400,728	0	
1.3.016.08.040.08 - DPT:SSD CN:2UTL	0	108,020	0	0	108,020	(108,020)	
1.3.016.08.080.04 - DPT:SSD [1326]	252,536	252,536	0	0	252,536	0	
1.3.016.08.080.04 - DPT:SSD [13BN]	23,302	23,302	0	0	23,302	0	
1.3.016.08.080.04 - DPT:SSD [13CN]	963	963	0	0	963	0	
1.3.016.08.080.04 - DPT:SSD [B85]	92,008	92,008	0	0	92,008	0	
1.3.016.03.040.08 - PCOS:1300/UMS [68CPT544132W.CPT544132W]	0	161,753	0	0	161,753	(161,753)	
1.3.016.05.040.08 - PCOS:1300/YBM [68CPT544132Y.CPT544132Y]	0	4,052	0	0	4,052	(4,052)	
1.3.016.09.040.08 - PCOS:1300/STS [68CPT544132Z.CPT544132Z]	0	245,049	0	0	245,049	(245,049)	
17 - MOTIVE POWER	2,195	0	0	0	0	2,195	
1.3.017.07.040.02 - PWR:SFMTA-MOTIVE POWER-UTL.REL	2,195	0	0	0	0	2,195	
18 - SFMTA OPERATIONS	400,000	65,618	6,962	0	65,618	235,063	
1.3.018.04.040.02 - OPS:SUPPORT TO CONTRACT 1300/CTS	100,000	26,469	0	0	26,469	73,531	
1.3.018.06.080.07 - OPS:SUPPORT TO CONTRACT 1300 - UMS O/L	50,255	24,468	6,962	0	24,468	25,788	
1.3.018.06.080.07 - OPS:SUPPORT TO CONTRACT 1300/UMS	249,745	14,681	0	0	14,681	235,063	
19 - OTHER SFMTA	700,000	944,829	0	0	944,829	(244,829)	
1.3.019.07.080.07 - OTH.MTA SFMTA-SURVEY; TSTG [6840]	1,800	714	0	0	714	1,086	
1.3.019.08.040.08 - OTH.MTA 1251 MATERIALS	150,000	126,149	0	0	126,149	23,851	
1.3.019.08.080.07 - OTH.MTA OPERATION SUPPORT DUR	548,200	817,966	0	0	817,966	(269,766)	
21 - ARTS COMMISSION	12,010,886	3,865,810	115,991	94,830	3,960,640	8,050,246	
1.3.021.01.040.06 - ARTS:CTYCO-ARTS COMMISSION CONSTRUCTION COSTS	4,772,555	0	0	0	0	4,772,555	
1.3.021.01.080.03 - ARTS:CTYCO-ARTS COMMISSION [1227]	1,902,044	388,167	0	0	388,167	1,513,877	52
1.3.021.01.080.04 - ARTS:CTYCO-ARTS COMMISSION [PWE335MPFUNA.CPT5441227]	21,000	12,465	0	0	12,465	8,535	
1.3.021.06.080.03 - ARTS:CTYCO-ARTS COMMISSION PM [285MC.132J]	653,244	653,244	4,884	3,916	657,161	(3,916)	
1.3.021.01.080.03 - ARTS:CTYCO-ARTS COMMISSION [PWA335MPFUNA.CPT5441327]	8,512	8,512	0	0	8,512	0	
1.3.021.01.080.03 - ARTS:CTYCO-ARTS COMMISSION [PWE335MPFUNA.CPT5441327]	4,439	4,439	0	0	4,439	0	
1.3.021.06.040.06 - ARTS:CTYCO-ARTS COMMISSION [68CPT5441327.CPT5441327]	1,500,000	1,393,660	0	0	1,393,660	106,340	
1.3.021.06.040.06 - ARTS:CTYCO-ARTS COMMISSION [285MCPFUNA.CPT5441327]	1,903,000	1,405,323	111,107	90,913	1,496,236	406,764	
1.3.021.01.080.03 - ARTS:CTYCO-ARTS COMMISSION [132J]	86,091	0	0	0	0	86,091	
1.3.021.97.040.06 - ARTS:ARTS COMMISSION ALLOC CO	1,160,000	0	0	0	0	1,160,000	
23 - CITY ATTORNEY'S OFFICE	2,171,781	1,474,969	0	0	1,474,969	696,812	
1.3.023.01.080.06 - ATTY:CN LEGAL-CITY ATTORNEY OF	2,171,781	1,474,969	0	0	1,474,969	696,812	
25 - PUBLIC UTILITIES COMMISSION SEWER	(2,925,296)	0	0	0	0	(2,925,296)	
1.3.025.09.040.02 - STS.1256: SITE UTILITIES SFPUC SEWER MAIN	(2,925,296)	0	0	0	0	(2,925,296)	
26 - PLANNING	137,062	26,697	0	0	26,697	110,365	
1.3.026.01.080.06 - CM:CTYCO-PLANNING DEPARTMENT	137,062	26,697	0	0	26,697	110,365	
28 - PUBLIC UTILITIES COMMISSION WATER	4,242,012	3,746,047	15,705	56,658	3,802,705	439,307	
1.3.028.02.040.02 - CM:CTYCO-PUBLIC UTIL COMM. (PUC)	0	4,745	0	0	4,745	(4,745)	
1.3.028.02.040.08 - PUC: FIELD OPERATIONS TUNNEL	398,400	508,800	0	0	508,800	(110,400)	

[A] Cost Account Description	BUDGET	ACTUAL COSTS				[G] VARIANCE (B - F)	COST REPORT NOTES
	[B] March 2018 Budget (YOE)	[C] PRIOR MONTH Total	[D] PRIOR MONTH Monthly	[E] CURRENT Monthly	[F] CURRENT Total		
	1.3.028.02.080.04 - PUC:MTA CSP CN1252 [470465]	105,000	91,587	0	0		
1.3.028.03.040.02 - PUC:CDD CONTRACT 1300/UMS SUPPORT	606,354	254,752	1,628	23,803	278,555	327,799	
1.3.028.03.080.04 - PUC:CMB CONTRACT 1300/UMS INSPECTION	230,000	34,508	0	0	34,508	195,492	
1.3.028.04.040.02 - PUC:CDD CONTRACT 1300/CTS SUPPORT	271,755	201,959	0	0	201,959	69,796	
1.3.028.04.080.04 - PUC:CMB CONTRACT 1300/CTS INSPECTION	115,000	46,542	1,295	5,435	51,977	63,023	
1.3.028.05.040.02 - PUC:CDD CONTRACT 1300/YBM SUPPORT	450,282	369,885	1,131	10,742	380,627	69,655	
1.3.028.05.080.04 - PUC:CMB CONTRACT 1300/YBM INSPECTION	184,000	83,866	5,100	6,061	89,928	94,072	
1.3.028.06.040.02 - PUC:CMB CONTRACT 1300/SFWD AWSS MATERIAL	225,079	234,464	610	1,650	236,115	(11,036)	
1.3.028.07.040.02 - PUC:PUC CDD WATER CONNECTION CONTRACT 1250	248,035	291,501	0	0	291,501	(43,466)	
1.3.028.07.080.04 - PUC:PUC CMB INSPECTION CONTRACT 1250	74,468	113,844	0	0	113,844	(39,376)	
1.3.028.08.040.02 - PUC:PUC CDD WATER CONNECTION CONTRACT 1251 [445]	340,310	318,130	0	0	318,130	22,180	
1.3.028.08.080.04 - PUC:PUC CMB INSPECTION CONTRACT 1251	266,252	289,424	0	0	289,424	(23,172)	
1.3.028.09.040.02 - PUC:CMB CONTRACT 1300/STS SUPPORT	520,077	616,972	1,705	8,015	624,987	(104,910)	
1.3.028.09.080.04 - PUC:CMB CONTRACT 1300/STS INSPECTION	207,000	285,068	4,236	952	286,020	(79,020)	
32 - DPW - IDC ENGINEERING (HYDRAULIC)	1,150,459	275,835	1,070	330	276,165	783,722	
1.3.032.01.080.04 - CM:DPW:1424J-BUREAU OF ENGINEERING (BOE) [AB12]	(285,405)	(285,405)	0	0	(285,405)	0.00	
1.3.032.03.080.04 - DPW IDC HYDRAULIC CN1300 UMS SUPPORT	297,938	39,017	0	0	39,017	258,921	
1.3.032.04.080.04 - DPW IDC HYDRAULIC CN1300 CTS SUPPORT	295,639	22,125	0	0	22,125	273,514	
1.3.032.05.080.04 - DPW IDC HYDRAULIC CN1300 YBM SUPPORT	301,882	33,368	0	0	33,368	268,514	
1.3.032.06.080.04 -1424J-BOE LABOR [PWE1X5MPFUNA.CPT544112B112]	85,275	85,275	0	0	85,275	0.00	53
1.3.032.06.080.04-1424J-BOE LABOR [PWE1X5MPFUNA.CPT544112C112]	109,658	109,658	0	0	109,658	0.00	54
1.3.032.06.080.04 -1424J-BOE LABOR [PWE1X5MPFUNA.CPT544112D112]	15,791	15,791	0	0	15,791	0.00	55
1.3.032.06.080.04 -1424J-BOE LABOR [PWE1X5MPFUNA.CPT544112E112]	11,193	11,193	0	0	11,193	0	56
1.3.032.06.080.04 -1424J-BOE LABOR [PWE1X5MPFUNA.CPT544112F112]	107,798	107,798	0	0	107,798	0	57
1.3.032.06.080.04 -1424J-BOE LABOR [PWE1X5MPFUNA.CPT544112G112]	21,690	47,917	0	0	47,917	(26,227)	58
1.3.032.08.080.04 - DPW.HYRDDPW-BOE IDC ENG SVC DC	9,000	0	0	0	0	9,000	
1.3.032.09.080.04 - DPW IDC HYDRAULIC CN1300 STS SUPPOR	180,000	89,098	1,070	330	89,428	90,572	
34 - DPW - IDC CONSTRUCTION (CAPITAL)	6,703,969	6,345,071	0	0	6,345,071	358,898	
1.3.034.01.080.04 - DPW:BCM LABOR [2113]	2,140,142	2,140,142	0	0	2,140,142	0	
1.3.034.02.080.04 - DPW:CONSTR:1252 CM [CD12]	1,207,603	1,207,603	0	0	1,207,603	0	
1.3.034.02.080.04 - DPW:CONSTR:1252 CM [13AC12]	138,397	138,397	0	0	138,397	0	
1.3.034.06.080.04 - DPW:SITE ASSESSMENT & REMEDIATION (SAR) [132112]	506,858	506,858	0	0	506,858	0	
1.3.034.06.080.04 - DPW:CONSTR:1300 CM [13CP12]	2,710,969	2,352,071	0	0	2,352,071	358,898	
36 - DPW - BSM INFRASTRUCTURE (MAPPING)	465,562	111,741	0	0	111,741	353,821	
1.3.036.01.080.04 - DPW:MPPG:DPW-BUREAU OF ST USE	367,129	32,680	0	0	32,680	334,449	
1.3.036.02.080.04 - DPW:MPPG:1300-DPW-BUREAU OF ST USE [13CG12]	50,000	33,084	0	0	33,084	16,916	
1.3.036.02.080.06 - DPW:MPPG:DPW-BUREAU OF ST USE [13CF]	48,433	45,977	0	0	45,977	2,456	
37 - DPW - PCS MATERIAL TESTING LABORATORY	83,100	0	0	0	0	83,100	
1.3.037.01.080.07 - DPW.MTL.LABDPW-MATERIAL TESTIN	83,100	0	0	0	0	83,100	
39 - DPW - PCS SITE ASSESSMENT & REMEDIATION (SAR)	613,853	438,455	0	0	438,455	175,398	
1.3.039.01.080.04 - DPW:SITE ASSESSMENT & REMEDIATION (SAR) [2213]	92,459	92,459	0	0	92,459	0	
1.3.039.01.080.04 - DPW:SITE ASSESSMENT & REMEDIATION (SAR) [2250]	78,400	78,400	0	0	78,400	0	

[A] Cost Account Description	BUDGET	ACTUAL COSTS				[G] VARIANCE (B - F)	COST REPORT NOTES
	[B] March 2018 Budget (YOE)	[C] PRIOR MONTH Total	[D] PRIOR MONTH Monthly	[E] CURRENT Monthly	[F] CURRENT Total		
1.3.039.01.080.04 -DPW:SITE ASSESSMENT & REMEDIATION (SAR) [2257]	151,515	151,515	0	0	151,515	0	
1.3.039.01.080.04 - DPW:SITE ASSESSMENT & REMEDIATION (SAR) [2313]	24,343	24,343	0	0	24,343	0	
1.3.039.01.080.04 - DPW:SITE ASSESSMENT & REMEDIATION	58,757	10,109	0	0	10,109	48,648	
1.3.039.01.080.04 - DPW:SITE ASSESSMENT & REMEDIATION (SAR) [CE13]	31,367	31,367	0	0	31,367	0	
1.3.039.01.080.04 - DPW:SITE ASSESSMENT & REMEDIATION (SAR) [CH13]	100,000	8,621	0	0	8,621	91,379	
1.3.039.01.080.04 - DPW:SITE ASSESSMENT & REMEDIATION (SAR)	17,000	0	0	0	0	17,000	
1.3.039.02.080.04 - DPW: SITE ASSESSMENT & REMEDIATION (SAR) – CN1252 [13CE11]	18,632	16,880	0	0	16,880	1,753	
1.3.039.02.080.04 - DPW: SITE ASSESSMENT & REMEDIATION (SAR) – CN1300 [13CH11]	41,379	24,761	0	0	24,761	16,618	
46 - MACY'S WEST - SFPUC SEWER WORK	258,202	258,202	0	0	258,202	0	
1.3.046.08.040.02 - MCY.SWRC. CONTRACT: MACY'S-SEW	258,202	258,202	0	0	258,202	0	
51 - 821 HOWARD STREET	770,843	631,370	1,153	367	631,737	139,106	
1.3.051.01.080.03 - ODC.HWRD:ODCs - 821 HOWARD STR	696,753	600,772	0	0	600,772	95,981	
1.3.051.02.080.04 - ODC.HWRD:ODCs - TUNNEL CONTRACT 1252	10,000	1,056	0	0	1,056	8,944	
1.3.051.06.080.04 - ODC.HWRD:ODCs - STATION CONTRACT 1300	55,000	18,555	1,153	0	18,555	36,445	
1.3.051.06.080.04 - ODC.HWRD:W/MTA INST WTR SVC @ STS&YBM TRAILER	9,090	10,987	0	367	11,355	(2,265)	
55 - 651 BRANNAN	10,348	10,348	0	0	10,348	0	
1.3.055.01.080.03 - CM:ODCs - 651 BRANNAN STREET	10,348	10,348	0	0	10,348	0	59
63 - CENTRAL SUBWAY PARTNERSHIP - AECOM-EPC JV CONTRACT 149	49,490,087	38,890,525	775,674	(614,815)	38,275,710	11,214,377	
1.3.063.01.080.03 - CM:PM:AECOM.CS149 OM-EPC JV CS149-PM	6,746,248	5,017,804	0	0	5,017,804	1,728,444	60
1.3.063.01.080.04 - CM:AECOM.CS149OM-EPC JV CS-149 [3B]	2,074,243	1,969,213	0	0	1,969,213	105,030	
1.3.063.01.080.04 - CM:AECOM.CS149OM-EPC JV CS-149 [3E]	7,000,000	6,386,250	0	0	6,386,250	613,750	
1.3.063.01.080.03 - CM:AECOM.CS149OM-EPC JV CS-149 [3E][PM]	1,596,563	1,596,563	0	0	1,596,563	0	
1.3.063.01.080.04 - CM:AECOM.CS149OM-EPC JV CS-149 [3F]	4,101,465	4,101,466	0	0	4,101,466	(0)	
1.3.063.01.080.03 - CM:AECOM.CS149OM-EPC JV CS-149 [3F][PM]	1,025,366	1,025,366	0	0	1,025,366	0	
1.3.063.01.080.04 - CM:AECOM.CS149OM-EPC JV CS-149 [3G]	6,195,477	6,195,477	(856,609)	(953,668)	5,241,809	953,668	
1.3.063.01.080.03 - CM:AECOM.CS149OM-EPC JV CS-149 [3G][PM]	1,799,052	1,548,869	(214,152)	(238,417)	1,310,452	488,600	
1.3.063.01.080.04 - CM:AECOM.CS149OM-EPC JV CS-149 [3H]	1,000,000	2,419,231	1,244,457	352,773	2,772,004	(1,772,004)	
1.3.063.01.080.03 - CM:AECOM.CS149OM-EPC JV CS-149 [3H][PM]	1,000,000	604,808	311,114	88,193	693,001	306,999	
1.3.063.01.080.04 - CM:AECOM.CS149OM-EPC JV CS-149 [9B]	11,042	11,042	0	0	11,042	0	
1.3.063.01.080.04 - CM:AECOM.CS149OM-EPC JV CS-149 [9D]	550,000	515,694	0	0	515,694	34,306	
1.3.063.01.080.04 - CM:AECOM.CS149OM-EPC JV CS-149 [9E]	600,000	523,943	0	0	523,943	76,057	
1.3.063.01.080.04 - CM:AECOM.CS149OM-EPC JV CS-149 [9F]	461,196	461,196	0	0	461,196	0	
1.3.063.01.080.04 - CM:AECOM.CS149OM-EPC JV CS-149 [9G]	501,912	501,912	0	0	501,912	0	
1.3.063.01.080.04 - CM:AECOM.CS149OM-EPC JV CS-149 [9H]	431,747	431,747	290,865	136,303	568,050	(136,303)	
1.3.063.01.080.04 - FD:CM:EPC JV CS49-PM [123A]	489,930	5,579,945	0	0	5,579,945	(5,090,015)	
1.3.063.97.080.03 - AECOM.CS149 ALLOCAT CONTING	13,905,845					13,905,845	
64 - CN1300 JOB READINESS PROGRAM	1,060,000	416,670	29,775	0	416,670	643,330	61
1.3.064.06.040.08 - CN1300 JOB READINESS PROGRAM	1,060,000	416,670	29,775	0	416,670	643,330	
67 - HILL INTERNATIONAL CONTRACT 156	11,000,000	2,613,326	35,447	24,850	2,638,176	8,361,824	
1.3.067.01.080.03 - HILL.CS156:HILL INTL. CS-156 [1336]	920,426	920,426	0	0	920,426	0	
1.3.067.01.080.03 - HILL.CS156:HILL INTL. CS-156 [1337]	533,148	533,148	0	0	533,148	0	
1.3.067.01.080.03 - HILL.CS156:HILL INTL. [1330]	127,261	127,261	0	0	127,261	0	

[A] Cost Account Description	BUDGET	ACTUAL COSTS				[G] VARIANCE (B - F)	COST REPORT NOTES
	[B] March 2018 Budget (YOE)	[C] PRIOR MONTH Total	[D] PRIOR MONTH Monthly	[E] CURRENT Monthly	[F] CURRENT Total		
1.3.067.01.080.03 - HILL INTERNATIONAL CS156 AWP 2016 [68CPT5441340.CPT5441340]	8,852,240	883,631	0	0	883,631	7,968,609	
1.3.067.01.080.03 - HILL INTERNATIONAL CS156 AWP 2017 [68CPT5441346.CPT5441346]	566,925	148,861	35,447	24,850	173,711	393,214	
69 - BAYLAND SOIL PROCESS CONTRACT 175	500,000	255,144	0	0	255,144	244,856	62
1.3.069.06.040.01 - BAYLAND.CS175:BAYLAND SOIL PROCESS [133K]	500,000	255,144	0	0	255,144	244,856	
71 - TUNNEL/UTILITIES - CONTRACT # CONTRACT 155-1	2,158,846	2,098,874	0	0	2,098,874	59,972	
1.3.071.01.080.04 - CM: CS155.1 DESIGN SUPPORT DURING CM [1232]	0	(87,201)	0	0	(87,201)	87,201	63
1.3.071.02.080.04 - CM: CS155.1 DESIGN SUPPORT DURING CM [1332]	2,158,846	2,186,076	0	0	2,186,076	(27,230)	
72 - STATIONS - CONTRACT # CONTRACT 155-2	9,612,416	13,021,590	(866,531)	(252,502)	12,769,087	(3,156,671)	
1.3.072.01.080.04 - CM: CS155.2 DESIGN SUPPORT DURING CM [1233]	51,351	51,351	0	0	51,351	0	64
1.3.072.01.080.04 - CM: CS155.2 DESIGN SUPPORT DURING CM [1333]	9,561,065	12,970,239	(866,531)	(252,502)	12,717,737	(3,156,672)	
73 - SYSTEMS/INTEGRATION - CONTRACT 155-3	4,828,269	3,027,574	(14,892)	88,999	3,116,573	1,711,696	
1.3.073.01.080.04 - CM: CS155.3 DESIGN SUPPORT DURING CM [1236]	90,000	89,791	0	0	89,791	209	
1.3.073.01.080.04 - CM: CS155.3 DESIGN SUPPORT DURING CM [1334]	4,738,269	2,937,783	(14,892)	88,999	3,026,782	1,711,487	
81 - UTILITIES RELOCATION #1 (PORTAL & MOS) - CONTRACT 1250	11,968,150	11,968,150	0	0	11,968,150	0	
1.3.081.07.040.01 - UR1.CONTRACT 1250:SITWORK: DEMOLIT	167,458	167,458	0	0	167,458	0	
1.3.081.07.040.02 - UR1.CONTRACT 1250:SITWORK: UTILITI	10,099,341	10,099,341	0	0	10,099,341	0	
1.3.081.07.040.03 - UR1.CONTRACT 1250:SITWORK:HAZMAT	453,321	453,321	0	0	453,321	0	
1.3.081.07.040.08 - UR1.CONTRACT 1250:SITWORK:TEMPORAR	1,248,030	1,248,030	0	0	1,248,030	0	
82 - UTILITIES RELOCATION #2 (UMS) - CONTRACT 1251	20,669,081	20,669,081	0	0	20,669,081	(0)	65
1.3.082.08.040.01 - UR2.CONTRACT 1251:SITWORK: DEMOLIT	752,240	752,240	0	0	752,240	0	
1.3.082.08.040.02 - UR2.CONTRACT 1251:SITWORK: UTILITI	10,202,543	10,202,543	0	0	10,202,543	(0)	
1.3.082.08.040.03 - UR2.CONTRACT 1251:SITWORK:HAZMAT	172,712	172,712	0	0	172,712	0	
1.3.082.08.040.05 - UR2.CONTRACT 1251:SITWORK: STRUCTU	2,706,431	2,706,431	0	0	2,706,431	0	
1.3.082.08.040.06 - UR2.CONTRACT 1251:SITWORK:PEDESTRA	319,317	319,317	0	0	319,317	0	
1.3.082.08.040.07 - UR2.CONTRACT 1251:SITWORK:AUTO/BUS	190,362	190,362	0	0	190,362	0	
1.3.082.08.040.08 - UR2.CONTRACT 1251:SITWORK:TEMP FAC	6,325,476	6,325,476	0	0	6,325,476	0	
GUIDEWAY TUNNELS TOTAL	235,913,500	233,589,322	0	0	233,589,322	2,324,178	
83 - GUIDEWAY TUNNELS - CONTRACT # 1252 BASE	233,584,015	231,914,862	0	0	231,914,862	1,669,153	66
1.3.083.02.010.06 - CONTRACT 1252:GUIDEWAY:UNDERGRN'D CUT	60,446,425	60,446,425	0	0	60,446,425	0	
1.3.083.02.010.07 - CONTRACT 1252:GUIDEWAY:UNDERGROUND	105,423,090	105,181,925	0	0	105,181,925	241,165	
1.3.083.02.020.03 - CONTRACT 1252: STATIONS: UNDERGROUND	21,685,000	21,685,000	0	0	21,685,000	0	
1.3.083.02.040.01 - CONTRACT 1252:SITWORK:DEMO CLEARING	2,440,000	2,440,000	0	0	2,440,000	0	
1.3.083.02.040.02 - CONTRACT 1252:SITWORK:UTILITIES & RE	10,895,000	10,487,676	0	0	10,487,676	407,324	
1.3.083.02.040.03 - CONTRACT 1252:SITWORK:HAZMAT&MITIGAT	200,000	0	0	0	0	200,000	
1.3.083.02.040.04 - CONTRACT 1252:SITWORK:ENVIRON. MITIG	300,000	54,292	0	0	54,292	245,708	
1.3.083.02.040.06 - CONTRACT 1252:SITWORK:PED/BIKE ACCES	50,000	4,532	0	0	4,532	45,468	
1.3.083.02.040.07 - CONTRACT 1252:SITWORK:AUTO/BUS ACCES	1,345,000	1,345,000	0	0	1,345,000	0	
1.3.083.02.040.08 - CONTRACT 1252:SITWORK:TEMP FACILITIE	30,799,500	30,270,012	0	0	30,270,012	529,488	
83 - GUIDEWAY TUNNELS - CONTRACT # 1252 CMODs	1,363,054	1,674,459	0	0	1,674,460	(311,406)	67
1.3.083.83.010.06 - CONTRACT 1252: CONTRACT MOD	112,251	112,251	0	0	112,251	0	
1.3.083.83.010.07 - CONTRACT 1252: CONTRACT MOD	1,810,094	1,670,233	0	0	1,670,233	139,861	
1.3.083.83.020.03 - CONTRACT 1252: CONTRACT MOD	1,004,156	1,004,156	0	0	1,004,156	0	

[A] Cost Account Description	BUDGET	ACTUAL COSTS				[G] VARIANCE (B - F)	COST REPORT NOTES
	[B] March 2018 Budget (YOE)	[C] PRIOR MONTH Total	[D] PRIOR MONTH Monthly	[E] CURRENT Monthly	[F] CURRENT Total		
1.3.083.83.040.02 - CONTRACT 1252: CONTRACT MOD	1,035,588	935,588	0	0	935,588	100,000	
1.3.083.83.040.03 - CONTRACT 1252: CONTRACT MOD	453,475	453,475	0	0	453,475	0	
1.3.083.83.040.08 - CONTRACT 1252: CONTRACT MOD	(3,052,510)	(2,501,244)	0	0	(2,501,244)	(551,266)	
1.3.083.93.010.07 - CONTRACT 1252: TUNNEL ALLOC CONTING	966,431	0	0	0	0	966,431	68
CONTRACT 1300 - STATIONS, TRACKWORK AND SYSTEMS TOTAL	879,676,400	588,817,734	8,949,472	8,854,485	597,672,219	282,004,181	69
84 - UNION SQUARE/MARKET STREET STATION (UMS) - WORK PACKAGE 1253	294,030,590	224,981,659	2,514,398	3,693,942	228,675,601	65,354,989	21
1.3.084.03.020.03 - UMS.1253: UNDERGROUD STATION	253,081,452	197,014,367	2,615,073	3,065,475	200,079,842	53,001,610	
1.3.084.03.020.07 - UMS.1253: ELEVATORS ESCALATOR	9,465,694	3,076,256	0	453,214	3,529,470	5,936,224	
1.3.084.03.040.01 - UMS.1253: DEMOLITION CLEARING	6,071,588	6,054,088	0	0	6,054,088	17,500	
1.3.084.03.040.02 - UMS.1253: SITE UTILITIES UTIL	4,360,395	3,221,837	50,000	162,753	3,384,590	975,805	
1.3.084.03.040.03 - UMS.1253: HAZARDOUS MATERIALS	550,000	32,549	(133,675)	0	32,549	517,451	
1.3.084.03.040.04 - UMS.1253: ENVIRONMENTAL MITIGA	244,500	194,500	0	0	194,500	50,000	
1.3.084.03.040.06 - UMS.1253: PEDESTRIAN/BIKE	18,969	12,501	0	0	12,501	6,468	
1.3.084.03.040.07 - UMS.1253: AUTOMOBILE BUS ACCE	1,158,410	393,701	150,000	0	393,701	764,709	
1.3.084.03.040.08 - UMS.1253: TEMPORARY FACILITIES	11,139,701	9,885,351	(205,000)	10,000	9,895,351	1,244,350	
1.3.084.03.050.02 - UMS.1253: TRAFFIC SIGNALS AND	4,773,076	4,711,076	10,000	0	4,711,076	62,000	
1.3.084.03.050.03 - UMS.1253: TRACTION POWER SUPPL	1,815,534	228,704	27,500	0	228,704	1,586,830	
1.3.084.03.050.04 - UMS.1253: TRACTION POWER DISTR	216,957	67,178	0	0	67,178	149,779	
1.3.084.03.050.05 - UMS.1253: COMMUNICATIONS	1,134,314	89,551	500	2,500	92,051	1,042,263	
84 - UNION SQUARE/MARKET STREET STATION (UMS) CMODs	2,748,442	2,626,091	10,000	0	2,626,091	122,351	
1.3.084.84.020.03 - CMOD:UMS.1253: UNDERGROUD STATION	60,746	21,258	0	0	21,258	39,488	
1.3.084.84.020.07 - CMOD:UMS.1253: ELEVATORS, ESCALATORS	90,000	90,000	0	0	90,000	0	
1.3.084.84.040.01 - CMOD:UMS.1253: DEMOLITION CLEARING	944,987	944,987	0	0	944,987	0	
1.3.084.84.040.02 - CMOD:UMS.1253: SITE UTILITIES UTIL	1,494,678	1,411,815	10,000	0	1,411,815	82,863	
1.3.084.84.040.03 - CMOD:UMS.1253: HAZARDOUS MATERIALS	81,907	81,907	0	0	81,907	0	
1.3.084.84.040.08 - CMOD:UMS.1253: TEMPORARY FACILITIES	76,124	76,124	0	0	76,124	0	
1.3.084.94.020.03 - UMS.1253: AC: ALLOC CONTING	17,251,558	0	0	0	0	17,251,558	41
85 - CHINATOWN STATION (CTS) - WORK PACKAGE 1254	247,567,810	168,681,167	3,052,698	2,119,529	170,800,696	76,767,114	
1.3.085.04.010.07 - CTS.1254: GUIDEWAY: UNDERGROUND TUNNEL	76,417,579	76,417,579	2,023,464	0	76,417,579	0	
1.3.085.04.020.03 - CTS.1254: UNDERGROUND STATION	133,001,053	66,305,777	1,335,035	601,764	66,907,541	66,093,512	
1.3.085.04.020.07 - CTS.1254: ELEVATORS ESCALATOR	6,812,856	1,450,001	37,500	0	1,450,001	5,362,855	
1.3.085.04.040.01 - CTS.1254: DEMOLITION CLEARING	400,000	400,000	0	0	400,000	0	
1.3.085.04.040.02 - CTS.1254: SITE UTILITIES UTIL	6,001,718	4,933,586	0	0	4,933,586	1,068,132	
1.3.085.04.040.03 - CTS.1254: HAZARDOUS MATERIALS	350,000	12,500	(294,000)	0	12,500	337,500	
1.3.085.04.040.04 - CTS.1254: ENVIRONMENTAL MITIGA	325,665	214,064	(72,000)	(8,000)	206,064	119,601	
1.3.085.04.040.06 - CTS.1254: PEDESTRIAN/BIKE	15,000	0	0	0	0	15,000	
1.3.085.04.040.07 - CTS.1254: AUTOMOBILE BUS ACCE	225,677	29,500	0	0	29,500	196,177	
1.3.085.04.040.08 - CTS.1254: TEMPORARY FACILITIES	16,571,322	16,175,272	10,000	10,000	16,185,272	386,050	
1.3.085.04.050.02 - CTS.1254: TRAFFIC SIGNALS AND	1,599,593	1,280,020	10,699	10,699	1,290,719	308,874	
1.3.085.04.050.03 - CTS.1254: TRACTION POWER SUPPL	4,063,927	1,362,427	0	1,498,066	2,860,493	1,203,434	
1.3.085.04.050.04 - CTS.1254: TRACTION POWER DISTRIBUTION	124,481	81,940	0	0	81,940	42,541	
1.3.085.04.050.05 - CTS.1254: COMMUNICATIONS	1,658,938	18,500	2,000	7,000	25,500	1,633,438	

[A] Cost Account Description	BUDGET	ACTUAL COSTS				[G] VARIANCE (B - F)	COST REPORT NOTES
	[B] March 2018 Budget (YOE)	[C] PRIOR MONTH Total	[D] PRIOR MONTH Monthly	[E] CURRENT Monthly	[F] CURRENT Total		
85 - CHINATOWN STATION (CTS) CMODs	2,964,460	2,817,339	0	0	2,817,339	147,121	71
1.3.085.85.020.03 - CMOD:CTS.1254: UNDERGROUND STATION	75,000	0	0	0	0	75,000	
1.3.085.85.040.01 - CMOD:CTS.1254: POWER POLE	155,956	148,212	0	0	148,212	7,744	
1.3.085.85.040.02 - CMOD:CTS.1254: SITE UTILITIES UTIL	401,572	337,200	0	0	337,200	64,372	
1.3.085.85.040.03 - CMOD:CTS.1254: HAZARDOUS MATERIALS	2,274,225	2,274,220	0	0	2,274,220	5	
1.3.085.85.040.08 - CMOD:CTS.1254: TEMPORARY FACILITIES	57,707	57,707	0	0	57,707	0	
1.3.085.95.020.03 - CTS.1254: AC: ALLOC CONTING	7,035,540	0	0	0	0	7,035,540	72
86 - YERBA BUENA MOSCONE STATION (YBM) - WORK PACKAGE 1255	158,089,000	119,400,664	728,598	1,686,986	121,087,650	37,001,350	
1.3.086.05.020.03 - YBM.1255: UNDERGROUND STATION	118,405,840	91,083,032	1,083,602	1,250,391	92,333,423	26,072,417	
1.3.086.05.020.07 - YBM.1255: ELEVATORS ESCALATOR	5,333,287	2,541,704	41,750	165,397	2,707,101	2,626,186	
1.3.086.05.040.01 - YBM.1255: DEMOLITION CLEARING	657,000	657,000	0	0	657,000	0	
1.3.086.05.040.02 - YBM.1255: SITE UTILITIES UTIL	7,163,278	6,774,645	44,495	6,150	6,780,795	382,483	
1.3.086.05.040.03 - YBM.1255: HAZARDOUS MATERIALS	2,629,439	1,859,839	(5,516)	0	1,859,839	769,600	73
1.3.086.05.040.04 - YBM.1255: ENVIRONMENTAL MITIGA	100,000	0	0	0	0	100,000	
1.3.086.05.040.06 - YBM.1255: PEDESTRIAN/BIKE	16,665	1	0	0	1	16,664	
1.3.086.05.040.07 - YBM.1255: AUTOMOBILE BUS ACCE	1,542,725	1,233,045	0	0	1,233,045	309,680	
1.3.086.05.040.08 - YBM.1255: TEMPORARY FACILITIES	15,564,753	12,488,343	(555,483)	99,203	12,587,546	2,977,207	
1.3.086.05.050.02 - YBM.1255: TRAFFIC SIGNALS AND	1,726,492	1,714,754	10,000	9,238	1,723,992	2,500	
1.3.086.05.050.03 - YBM.1255: TRACTION POWER SUPPL	3,708,425	834,300	3,000	0	834,300	2,874,125	
1.3.086.05.050.05 - YBM.1255: COMMUNICATIONS	1,241,096	214,001	106,750	156,607	370,608	870,488	
86 - YERBA BUENA MOSCONE STATION (YBM) CMODs	300,214	(191,670)	(9,611)	0	(191,670)	491,884	
1.3.086.86.020.03 - CMOD:YBM.1255: UNDERGROUND STATION	(1,843,480)	(1,843,480)	(9,611)	0	(1,843,480)	0	
1.3.086.86.040.01 - CMOD:YBM.1255: DEMOLITION CLEARING	266,386	259,386	0	0	259,386	7,000	73
1.3.086.86.040.02 - CMOD:YBM.1255: SITE UTILITIES UTIL	1,585,079	1,135,684	0	0	1,135,684	449,395	
1.3.086.86.040.03 - CMOD:YBM.1255: HAZARDOUS MATERIALS	150,828	150,828	0	0	150,828	0	
1.3.086.86.040.04 - CMOD:YBM.1255: ENVIRONMENTAL MITIGA	102,734	102,734	0	0	102,734	0	
1.3.086.86.040.06 - CMOD:YBM.1255: PEDESTRIAN/BIKE	35,489	0	0	0	0	35,489	
1.3.086.86.040.08 - CMOD:YBM.1255: TEMPORARY FACILITIES	3,178	3,178	0	0	3,178	0	
1.3.086.96.020.03 - YBM.1255: AC: ALLOC CONTING	4,699,787	0	0	0	0	4,699,787	74
87 - SURFACE TRACKWORK AND SYSTEMS -WORK PACKAGE 1256	139,989,000	68,886,609	2,910,502	1,354,028	70,240,637	69,748,363	
1.3.087.09.010.02 - STS.1256: GUIDEWAY: AT-GRADE SEMI-EXCLUSIVE (ALLOWS CROSS TR	2,860,000	1,925,000	47,500	0	1,925,000	935,000	
1.3.087.09.010.06 - STS.1256: GUIDEWAY: UNDERGROUND CUT & CVR	9,257,731	3,095,836	252,335	6,280	3,102,116	6,155,615	
1.3.087.09.010.07 - STS.1256: GUIDEWAY: UNDERGROUN	16,723,552	9,415,695	3,032,023	532,258	9,947,953	6,775,599	
1.3.087.09.010.09 - STS.1256: TRACK DIRECT FIXATION	6,761,089	5,797,916	50,000	0	5,797,916	963,174	
1.3.087.09.010.12 - STS.1256: TRACK: SPECIAL	4,449,637	3,599,000	0	0	3,599,000	850,637	
1.3.087.09.020.01 - STS.1256: AT-GRADE STATION	7,602,857	1,858,052	(120,436)	469,250	2,327,302	5,275,555	
1.3.087.09.040.02 - STS.1256: SITE UTILITIES, UTILITY RELOCA	17,464,046	14,113,997	(318,550)	0	14,113,997	3,350,049	
1.3.087.09.040.03 - STS.1256: HAZARDOUS MATERIALS	200,000	0	(191,960)	0	0	200,000	73
1.3.087.09.040.04 - STS.1256: ENVIRONMENTAL MITIGATION	50,000	0	(50,000)	0	0	50,000	73
1.3.087.09.040.07 - STS.1256: AUTOMOBILE BUS ACCE	2,116,925	1,765,675	0	0	1,765,675	351,250	
1.3.087.09.040.08 - STS.1256: TEMPORARY FACILITIES	13,896,832	11,420,901	3,050	0	11,420,901	2,475,930	
1.3.087.09.050.01 - STS.1256: TRAIN CONTROL AND SIGNALS	27,543,451	7,452,459	42,640	10,224	7,462,683	20,080,768	
1.3.087.09.050.02 - STS.1256: TRAFFIC SIGNALS AND	4,463,368	3,387,562	10,600	0	3,387,562	1,075,806	

[A] Cost Account Description	BUDGET	ACTUAL COSTS				[G] VARIANCE (B - F)	COST REPORT NOTES
	[B] March 2018 Budget (YOE)	[C] PRIOR MONTH Total	[D] PRIOR MONTH Monthly	[E] CURRENT Monthly	[F] CURRENT Total		
1.3.087.09.050.03 - STS.1256: TRACTION POWER SUPPL	9,889,014	3,409,313	139,300	0	3,409,313	6,479,701	
1.3.087.09.050.04 - STS.1256: TRACTION POWER DISTRIBUTION	6,099,675	1,308,702	14,000	107,016	1,415,718	4,683,957	
1.3.087.09.050.05 - STS.1256: COMMUNICATIONS	7,996,237	336,500	0	229,000	565,500	7,430,737	
1.3.087.09.050.07 - STS.1256: CENTRAL CONTROL	2,614,586	1	0	0	1	2,614,585	
87 - SURFACE TRACKWORK AND SYSTEMS (STS) CMODs	2,346,790	1,615,875	(257,113)	0	1,615,875	730,915	
1.3.087.89.040.02 - CMOD:STS.1256: SITE UTILITIES, UTILITY RELOCA	1,178,506	824,659	22,484	0	824,659	353,847	
1.3.087.89.040.03 - CMOD:STS.1256: HAZARDOUS MATERIALS	18,221	18,219	0	0	18,219	2	
1.3.087.89.040.08 - CMOD:STS.1256: TEMPORARY FACILITIES	1,053,547	772,997	(279,597)	0	772,997	280,550	
1.3.087.89.050.01 - CMOD:STS.1256: TRAIN CONTROL	96,516	0	0	0	0	96,516	
1.3.087.99.020.01 - STS.1256: AC: ALLOC CONTING	2,653,209	0	0	0	0	2,653,209	75
141 - CONSTRUCTION ADMINISTRATION	2,956,812	0	0	0	0	2,956,812	
1.3.141.97.080.04 - CONSTR.ADMIN:ALLOC CONTING	2,956,812	0	0	0	0	2,956,812	
142 - LEGAL/PERMITS	2,014,204	0	0	0	0	2,014,204	
1.3.142.01.080.06 - LGL.PRMTSF:LEGAL; PERMITS	2,014,204	0	0	0	0	2,014,204	
144 - STARTUP	8,300,329	0	0	0	0	8,300,329	
1.3.144.01.080.08 - STRT: STARTUP	6,941,907	0	0	0	0	6,941,907	
1.3.144.97.080.08 - STRTA: AC STARTUP ALLOC CONTIN	1,358,422	0	0	0	0	1,358,422	
151 - TEMPORARY LICENSE AGREEMENT	17,000	0	0	0	0	17,000	
1.3.151.01.080.06 - TEMP.LICPORARY LICENSE AGREEME	17,000	0	0	0	0	17,000	
170 - COMMUNICATIONS CONNECTIONS	5,757,629	0	0	0	0	5,757,629	
1.3.170.01.050.04 - COMM.CONNN:COMMUNICATION CONN	5,757,629	0	0	0	0	5,757,629	
181 - AON RISK INSURANCE CS 163	18,113,750	18,798,132	0	0	18,798,132	(684,382)	
1.3.181.01.040.08 - AON.CS163 AON RISK INS.	18,088,750	18,773,132	0	0	18,773,132	(684,382)	
1.3.181.01.080.03 - AON.CS171 AON RISK INS. STUDY	25,000	25,000	0	0	25,000	0	
191 - FARE COLLECTION CONTRACTOR	5,400,000	152,852	0	0	152,852	5,247,148	
1.3.191.01.050.06 - FARE.CONSUM:FARE COLLECTION	5,400,000	152,852	0	0	152,852	5,247,148	
192 - THALES T&S CENTRAL CONTROL	487,972	50,000	0	0	50,000	437,972	
1.3.192.01.050.01 - THALES T&S ATCS	487,972	50,000	0	0	50,000	437,972	
202 - JOC2-022.0	63,938	0	0	0	0	63,938	
1.3.202.01.040.02 - JOC2-022:15&22 POTHOLING UTIL1 LGHT FNDS	63,938	0	0	0	0	63,938	
203 - JOC2-029.0	53,317	0	0	0	0	53,317	
1.3.203.07.040.02 - JOC0292-029: RELOCATE VAULTS-S	53,317	0	0	0	0	53,317	
302 - PG&E	1,988,173	3,956,983	0	0	3,956,983	(1,968,810)	
1.3.302.03.050.03 - PGE PERMANENT POWER UMS	(2,350,000)	0	0	0	0	(2,350,000)	
1.3.302.03.050.03 - PGE POWER FEED UMS	2,959,826	1,387,761	0	0	1,387,761	1,572,065	
1.3.302.04.050.03 - PGE PERMANENT POWER CTS	(2,350,000)	0	0	0	0	(2,350,000)	
1.3.302.04.050.03 - PGE POWER FEED CTS	2,959,826	0	0	0	0	2,959,826	
1.3.302.05.050.03 - PGE PERMANENT POWER YBM	(2,368,540)	0	0	0	0	(2,368,540)	
1.3.302.05.050.03 - PGE POWER FEED YBM	3,125,222	2,569,222	0	0	2,569,222	556,000	
1.3.302.09.050.03 - PGE POWER FEED STS	11,839	0	0	0	0	11,839	
331 - BAY AREA RAPID TRANSIT (BART)	951,356	60,455	0	0	60,455	890,901	
1.3.331.01.080.04 - CM:SFMTA LABOR-ENG SVCS-IRP/BART/SF	50,000	33,152	0	0	33,152	16,848	

[A] Cost Account Description	BUDGET	ACTUAL COSTS				[G] VARIANCE (B - F)	COST REPORT NOTES
	[B] March 2018 Budget (YOE)	[C] PRIOR MONTH Total	[D] PRIOR MONTH Monthly	[E] CURRENT Monthly	[F] CURRENT Total		
1.3.331.01.080.06 - CM: BAY AREA RAPID TRANSIT (BART) [122A]	901,356	27,304	0	0	27,304	874,052	
333 - AMERICAN PUBLIC TRANSP. ASSOCIATION (APTA) CS-APTA	146,500	62,112	0	0	62,112	84,388	
1.3.333.01.080.03 - APTA:APTA - IRP [2G]	46,500	31,054	0	0	31,054	15,446	
1.3.333.01.080.03 - APTA:APTA - IRP [2C]	100,000	31,058	0	0	31,058	68,942	
334 - BART FARE COLLECTION SYSTEM	700,000	0	0	0	0	700,000	
1.3.334.01.050.06 - BART:BART FARE COLLECTION EQP	700,000	0	0	0	0	700,000	
401 - ECONOMIC AND WORKFORCE DEVELOPMENT (EWD)	17,600	17,600	0	0	17,600	0	
1.3.401.01.080.04 - EWD: MAYORS OFFICE ECON DEV	17,600	17,600	0	0	17,600	0	
402 - DEPARTMENT OF TECHNOLOGY	242,371	237,534	0	0	237,534	4,837	
1.3.402.07.050.04 - DT:1UTL:COMM. CONNECTIONS	166,756	166,179	0	0	166,179	577	
1.3.402.08.050.04 - DT:2UTL:COMM.CONNECTIONS	75,615	71,354	0	0	71,354	4,261	
404 - DEPARTMENT OF BUILDING INSPECTION (DBI)	1,204,081	1,204,081	0	0	1,204,081	0	
1.3.404.01.080.06 - DPT OF BUILDING INSPECTION	1,204,081	1,204,081	0	0	1,204,081	0	
491 - FORM B - REIMBURSEMENT	(12,227,954)	0	0	0	0	(12,227,954)	
1.3.491.02.040.02 - FORMB - CONTRACT 1252 UTILITY REIMBUR	(254,050)	0			0	(254,050)	76
1.3.491.03.040.02 - FORMB - UMS:CONTRACT 1300 UTILITY REIMBURSEMENT	(528,370)	0			0	(528,370)	77
1.3.491.04.040.02 - FORMB - CTS:CONTRACT 1300 UTILITY REIMBURSEMENT	(451,703)	0			0	(451,703)	78
1.3.491.05.040.02 - FORMB - YBM:CONTRACT 1300 UTILITY REIMBURSEMENT	(100,000)	0			0	(100,000)	79
1.3.491.06.040.02 - FORMB - CONTRACT 1300 UTILITY REIMBUR	0	0			0	0	80
1.3.491.07.040.02 - FORMB - CONTRACT 1250 UTILITY REIMBUR	(2,275,419)	0			0	(2,275,419)	81
1.3.491.08.040.02 - FORMB - CONTRACT 1251 UTILITY REIMBUR	(7,618,412)	0			0	(7,618,412)	82
1.3.491.09.040.02 - FORMB - STS:CONTRACT 1300 UTILITY REIMBURSEMENT	(1,000,000)	0			0	(1,000,000)	83
TOTAL CONSTRUCTION PHASE	1,349,149,982	985,932,632	9,226,224	8,436,109	994,368,740	355,002,205	
1.4.091.01.070.01 - LRVS: LIGHT RAIL VEHICLES RFP [34B]	1,324,123	1,319,773	0	0	1,319,773	4,350	
1.4.091.01.070.01 - LRVS: LIGHT RAIL VEHICLES PROJECT MGT [68E]	828,009	828,009	0	0	828,009	0	
1.4.091.01.070.01 - LRVS: LRV PROCUREMENT ODC	25,000	0	0	0	0	25,000	
1.4.091.01.070.01 - LRVS: LRV PROCUREMENT	11,131,868	8,450,565	0	0	8,450,565	2,681,304	
1.4.091.97.070.01 - LRVA:AC: VEHICLES ALLOC CONTI	13,076,653					13,076,653	26
TOTAL VEHICLES	26,385,654	10,598,347	0	0	10,598,347	15,787,307	
1.5.015.01.060.01 - RE: EASEMENT ACQUISIT	400,000	322,939	0	0	322,939	77,061	
1.5.015.01.060.01 - RE: REAL EST SITE ACQ	15,955,637	14,307,667	0	0	14,307,667	1,647,970	
1.5.015.01.060.01 - RE: REAL ESTATE	766,272	766,272	0	0	766,272	0	
1.5.015.01.060.01 - RE: REC & PARK MOU	6,987,624	6,987,624	0	0	6,987,624	0	
1.5.015.01.060.01 - RE:-DEPT OF TRANSPOR	2,686,000	2,686,000	0	0	2,686,000	0	
1.5.015.01.060.01 - RE:-LICENSES FEES	400,000	381,311	0	0	381,311	18,689	
1.5.023.01.060.01 - ATTY:REAL ES	2,764,373	2,764,872	0	0	2,764,872	(499)	
1.5.101.01.060.02 - RES.RELO: RELOCATION COST	1,275,200	1,289,701	0	0	1,289,701	(14,501)	
1.5.102.01.060.02 - COMM.RELO-RELOC COMMERCIAL	905,311	1,119,729	0	0	1,119,729	(214,418)	
TOTAL ROW, LAND, EXISTING IMPROVEMENTS	32,140,418	30,626,116	0	0	30,626,116	1,514,302	
90 - CONTINGENCY	73,938,446	0	0	0	0	73,938,446	
1.7.500.91.090.00 - UNALLOCATED CONTINGENCY	9,005,903					9,005,903	84

[A] Cost Account Description	BUDGET	ACTUAL COSTS				[G] VARIANCE (B - F)	COST REPORT NOTES
	[B] March 2018 Budget (YOE)	[C] PRIOR MONTH Total	[D] PRIOR MONTH Monthly	[E] CURRENT Monthly	[F] CURRENT Total		
TOTAL ALLOCATED CONTINGENCY	64,932,543					64,932,543	
TOTAL PROJECT COST	1,578,300,005	1,187,650,107	9,226,224	8,436,109	1,196,086,215	382,434,752	

7.1 Program Project Budget	
1	The Central Subway Project (CSP) (SFMTA Capital Program CPT 544) is defined in the FTA-SFMTA October 2012 Full Funding Grant Agreement with a budget of \$1.578 billion.
2	The TBM Retrieval Shaft Relocation (SFMTA Capital Program CPT 690) is one of four capital projects that is related to CSP. These projects are reported for background information as needed outside of the main body of the Project Monthly Progress Report.
3	The Chinatown Plaza (CPT 718) is for Chinatown Station enhancement capital project. The project has funding outside of the Central Subway Project. The construction is carried out in Contract 1300 Contract Modifications.
4	CPT 665 is a Real Estate project to relocation in compliance with California regulations for business relocations but outside of the Central Subway Project as defined by the FTA FFGA.
5	CPT 705 is an SFMTA capital improvement between the Agency and community stakeholders outside of the Central Subway Project.
6	Utility company reimbursements (Form B) result in funds received for work carried out on behalf of utilities concurrent to CSP work to achieve efficiencies.
7	PG&E Power Feed reimbursement funds are the refunds from PG&E when completion of Stations construction and switch to permanent power.
8	BART Elevator funds are reimbursements for work carried out on behalf of BART to install BART Powell Street Station elevator.
9	The Tutor Perini - CAD Files funds are the result of payments by the contractor for project documentation not included in the contract.
10	SFPUC Sewer Main funds are reimbursements for work carried out on behalf of San Francisco PUC (includes 10% construction contingency).
11	Traffic Effectiveness Project funded Contract Modification #40 for Culvert, Street & Sidewalk Restoration in North Beach are reimbursements for work carried out in Contract 1252 on behalf of SFMTA SSD.
12	SFPUC 24" Water Main funds are reimbursements for work carried out in Contract 1252 Contract Modification #41 on behalf of San Francisco PUC (includes construction management cost).
13	SFPUC North Beach 24" Water Main Additional Work funds are reimbursements for work carried out in Contract 1252 Contract Modification #48 on behalf of San Francisco PUC (includes construction management cost).
14	CN1300 Contract Modification #6 is funded by Chinatown Plaza (CPT 718) project.
15	Traffic Effectiveness Project funded Contract Modification #51 for support for North Beach Restoration, OCS and Streetlighting which are reimbursements for work carried out in Contract 1252.
16	Public Works' funds are for reimbursements for work carried out on behalf of Public Works MOU for Water Line above YBM Station.
17	SFWD funded Contract Modification #60 for 8' water line at the intersection of Fourth and Jessie Street which are reimbursements for work carried out in Contract 1252.

7.4 Contingency Management Trend Report	
18	In Oct 2014 Report, updated Contract 1250 contract cost to segregate contract amount and contract modification amount. Note that September 2013 Supplemental Authorized Contingency "column f" did not include completed contract.
19	In Oct 2014 Report, updated Contract 1251 contract cost to segregate contract amount and contract modification amount. Note that September 2013 Supplemental Authorized Contingency "column f" did not include completed contract.
20	Contract 1252 Original Contract Value "column a" and Original Contingency "column f" did not match September 2013 Supplemental due to Supplemental were used the revised value to reflect Contract Modifications #3-#18. Reduced Contract 1252 contingency to reflect CMod #20 for retrieval shaft relocation cost \$5.15M funded by CPT690, CMod #40 for Culvert, Street & Sidewalk Restoration cost \$694,651 funded by Traffic Effectiveness Project (TEP), and CMod #41 for install 24" Water Main in North Beach cost \$328,860 funded by SFPUC. In August 2015 report, release \$15M CN1252 Tunnel assigned contingency to program unallocated contingency. In March 2106 report, reduced Contract 1252 contingency by \$377,435 cost to reflect certification of five CMODS. CMod#49, #52 and #53 total \$221,967 are funded by CPS. CMod#51 Support for North Beach Restoration, OCS and Streetlighting cost of \$155,468 is being funded by TEP. Released \$155,468 CN1252 allocated contingency to program's unallocated contingency. In May 2016 report, reduced Contract 1252 contingency by \$185,913 cost to reflect certification of two CMODS. In July 2016 report, increased Contract 1252 contingency by \$15,259 cost to reflect certification of one CMOD. In October 2016 report, increased Contract 1252 contingency by \$319,658 to reflect certification of three credit CMODs. In March 2018 report, increased Contract 1252 contingency by \$131,715 cost to reflect certification of two CMODS.
21	BART Elevator scope and SFPUC Sewer Main scope is in Contract 1300; effort will be funded by BART. In January 2015 Report, corrected Station Contract value to match awarded amount.
22	In March 2016 Report, lowered Contract 1300 Stations CTS contingency by \$75,000 because Contract Modification #6 was funded by Project CPT718. In Nov 2016 report, reversed moving contingency.
23	In December 2017 Report, \$1,060,000 Job Readiness Budget is shown as an approved change in Column "b".
24	In December 2017 Report, there is a change in Column "f" and Column "h" to reflect reporting to include CN1250 and CN1251. Prior to this, Column "f" and Column "h" reporting excluded CN1250 and CN1251.
25	In April 2015 report, real estate budget stated in RAMP Rev5 is \$36.7M, including \$1M contingency. The cost workbook ROW & contingency budget reflects this with \$36,511,799 and \$1,000,000 respectively. Revised cost book ROW budget & contingency to be \$37,511,799. The \$4,265,478 Caltrans lease savings is allocated to ROW allocated contingency. In February 2017, released \$5,265,478 from completed phase Real Estate assigned contingency to program unallocated contingency.
26	In Dec 2014 Report, redistributed LRV budget to reflect recent firm bid cost per vehicle (\$3,327,250/unit) from vehicle procurement contract award. (SFMTA Board meeting 15JUL14, calendar item #11). Vehicle line item total budget remains unchanged, redistributed fund by reducing base amount to \$13,309,000, column "c" and increased allocated contingency column "h", by same amount.

Connecting people. Connecting communities.

27	In Oct 2014 Report, made two corrections: i) revised Professional Services, Original Contract Value "column a" from \$310,518,041 to \$310,618,041, ii) revised Original Cogency. "column f" unallocated contingency from \$3,883,481 to \$3,845,945. In April 2015 report, used \$500K program contingency for CS-175 Bayland Soil Process contract. In August 2015 Report, added \$15M from Contract 1252. In March 2016 Report, the \$155,468 costs funded by other project offset credits added to program's unallocated contingency. In August 2016 Report, used \$15M to UMS contingency and \$5M to CTS contingency. In February 2017, increased \$5,265,478 from real estate contingency to program unallocated contingency and used \$1M for CN1300 Job Readiness Program contract.
28	The total Central Subway Project budget of \$1.578 billion, based on the October 2012 FFGA with the FTA, is the primary MPR report reference.
29	Estimate at Completion is shown at Column "e".
30	Estimate at Completion vs. Budget variance is shown at Column "k".
7.5 Contract Modification/Trend Log - Contract 1300 Stations	
31	Reported all trend cost for Contractor Change Order Requests and Proposed Contract Change and applied probability to forecasted trends. In April 2016 Report, reviewed probability formula and adjusted cost. In May 2017, updated probability formula and adjusted cost.
7.6 Budget Revisions: Report Sorted by Construction Packages	
32	In Dec 2014 Report, reduced CN1252 allocated contingency by \$28K to execute Contract Modification #46, see Report 7.5 Detail Contingency Usage Report. In August 2015 report, release \$15M CN1252 Tunnel assigned contingency to program unallocated contingency. In March 2016 report, five contract modifications certified totaling \$377,435 of which \$155,468 is using another source of funding. Released \$155,648 from CN1252 Tunnel assigned contingency to program unallocated contingency. In May 2016 Report, reduced CN1252 allocated contingency by \$186K to execute Contract Modification #54 and #55, see Report 7.5 Detail Contingency Usage Report. In October 2016 Report, increased CN1252 allocated contingency by \$319,658 to execute three contract modifications (#57, #58 and #59), see Report 7.5 Detail Contingency Usage Report. In March 2018 Report, increased CN1252 allocated contingency by \$131,715 to execute two contract modifications (#61 and #62), see Report 7.5 Detail Contingency Usage Report.
33	In February 2017 report, initiated budget from program unallocated contingencies for CN1300 Job Readiness Program. CN1300 Job Readiness Program budget was part of CN1300 base value, a deduction contract modification will lower CN1300 contract value.
34	In April 2015, initiated budget from program unallocated contingencies for CS-175 Bayland Soil Process contract, refer to Note 20.
35	In February 2017, released completed phase real estate assigned contingency \$5,265,478 to program unallocated contingency.
36	In Dec 2014 Report, redistributed LRV budget to reflect recent firm bid cost per vehicle (\$3,327,250/unit) from vehicle procurement contract award. (SFMTA Board meeting 15JUL14, calendar item #11). Vehicle line item total budget remains unchanged, redistributed fund by reducing base amount to \$13,309,000 and increased allocated contingency by same amount.

Connecting people. Connecting communities.

37	<p>In October 2016 report, 1252 program contingency increased by \$319,658 due to execution of three contract modifications as credit offsets. In November 2016 report, took away \$75,000 funding from program's unallocated contingency and moved to CTS allocated contingency. In February 2017 report, initiated budget from program unallocated contingencies for CN1300 Job Readiness Program. CN1300 Job Readiness Program budget was part of CN1300 base value, a deduction contract modification will lower CN1300 contract value. Also released \$5,265,478 assigned real estate contingency to program unallocated contingency. In June 2017, initiated budget from Contract 1251's contract value (true final administrative close out cost) to program unallocated contingency, a deduction contract modification that lowered CN1251's contract value by \$125,501. In March 2018 report, 1252 program contingency increased by \$131,715 due to execution of two contract modifications as credit offsets.</p>
38	<p>In April 2015 report, program contingency decreased by \$500,000. In August 2015 report, release \$15M CN1252 Tunnel assigned contingency to program unallocated contingency. In March 2016 report, released \$155,468 from Contract 1252 Tunnel assigned contingency and \$75,000 from Contract 1300 Stations assigned contingency totaling \$230,956. In August 2016, released a total of \$20M unassigned contingency to assigned contingency; \$15M to CN1300 UMS station and \$5M to CTS station. In February 2017 report, initiated budget from program unallocated contingencies for CN1300 Job Readiness Program. CN1300 Job Readiness Program budget was part of CN1300 base value, a deduction contract modification will lower CN1300 contract value. Also released \$5,265,478 assigned real estate contingency to program unallocated contingency. In July 2017, increased program unallocated contingency by \$125,501 due to CN1251's revised contract value.</p>
<p>7.7 Budget Expenditures by SCC Codes</p>	
39	<p>In March 2017, added new columns for "Supplemental 2013 Budget" and "Remaining Budget". In April, added new column for "Contingency". In May 2017, added new column for "Report Note". In May 2017, breakdown the combined SCC codes 10 to 50 into individual row for 10, 20, 40, 50 categories. Assigned SCC code to all CN1300 potential changes. Contract 1300 Station assigned contingency SCC are 20.01 and 20.03. The budget transfer is using assigned contingency to process contract modifications. In June 2017, adjusted and realigned SCC codes.</p>
<p>7.9 Detail Monthly Expenditure Report</p>	
<p>Phase 1 Preliminary Engineering</p>	
40	<p>In February 2017, line item budget was adjusted to line-up expenditures. Famis cost for Preliminary Engineering (PE) is \$48,210,903.71. Cost Report for Preliminary Engineering (PE) is \$46,542,060. Some Design cost reported in Famis were moved to Design Phase.</p>
<p>Phase 2 Design Phase</p>	
41	<p>Famis cost adjustment to transfer Project Management cost from July 2013 to Phase 3 Construction Phase.</p>
42	<p>Famis Phase 1 PE Index Code: 357906.CPT5441112 cost is \$10,222,939 \$8,949,300 is reported in Cost Report Phase 1 PE and the balance of \$1,273,639 is reported in Phase 2 Design.</p>

Connecting people. Connecting communities.

43	1.2.021.01.080.03 - FD:CTYCO-ARTS COMMISSION [357909ART001.CPT5441227]: FAMIS: \$1,425,167 Cost Report: \$1,425,167 cost is reported in Phase 2 Design, 1.2.021.01.080.03 Cost Transfer: Remaining cost is reported in Phase 3 Construction, 1.3.021.01.080.03 - ARTS:CTYCO-ARTS COMMISSION [357909ART001.CPT5441227]
44	In December 2016 Report, Central Subway Project has re-activated CSA Audit Work Order to perform overhead audit for three consultant forms.
45	1.2.055.01.080.02 - FD:ODCs - 651 BRANNAN STREET [35CPT5441241.CPT5441241]: FAMIS: \$2,294,910 Cost Report: \$2,294,910 1.2.055.01.080.02 Cost Transfer: Future costs to be allocated to 1.3.055.01.080.02 - FD:ODCs - 651 BRANNAN STREET [35CPT5441241.CPT5441241]
46	1.2.063.01.080.03 - AECOM.CS149 OM-EPC JV CS149-PM [68CPT544133D.CPT544133D]: FAMIS: \$4,698,167 Cost Report: \$4,698,167 on 1.2.063.01.080.03 Cost Transfer: Future costs to 1.3.063.01.080.03 - AECOM.CS149 OM-EPC JV CS149-PM [68CPT544133D.CPT544133D]
47	AVA Cost \$395,204 is reported in Phase 2 Final Design 1.2.066.01.080.03
48	In January 2017 Report, remove variance amount of (\$920,555) that was incorrectly reported in August 2016.
49	1.2.071.01.080.02 - FD:FINAL DESIGN-DP1 [35CPT5441232.CPT5441232]: FAMIS: \$5,608,147 Cost Report: \$5,469,336 Cost Transfer: \$138,811 to 1.3.071.01.080.04 - FD:FINAL DESIGN-DP1 [35CPT5441232.CPT5441232]
50	1.2.072.01.080.02 - FD:FINAL DESIGN-DP2 [35CPT5441233.CPT5441233]: FAMIS: \$26,268,511 COST REPORT: \$26,220,609 COST TRANSFER: \$47,902 to 1.3.072.01.080.04 - FD:FINAL DESIGN-DP2 [35CPT5441233.CPT5441233]
51	1.2.073.01.080.02 - FD:FINAL DESIGN-DP3 [35CPT5441236.CPT5441236]: FAMIS: \$11,502,372 COST REPORT: \$11,432,312 COST TRANSFER: \$70,060 to 1.3.073.01.080.04 - CM: DP3 [35CPT5441236.CPT5441236]
Phase 3 Construction Phase	
52	1.3.021.01.080.03 - ARTS:CTYCO-ARTS COMMISSION [357909ART001.CPT5441227]: FAMIS: \$1,525,982 Cost Report: \$1,425,167 1.2.021.01.080.03 Cost Transfer: any future costs to 1.3.021.01.080.03

Connecting people. Connecting communities.

53	In January 2017 Report, revised SCC Code from 1.2.032.02.080.02 -1424J-BOE LABOR [PWE1X5MPFUNA.CPT544112B112] to 1.3.032.06.080.04 to correct incorrect SCC assignment for DPW support to construction phase.
54	In January 2017 Report, revised SCC Code from 1.2.032.02.080.02 -1424J-BOE LABOR [PWE1X5MPFUNA.CPT544112C112] to 1.3.032.06.080.04 to correct incorrect SCC assignment for DPW support to construction phase.
55	In January 2017 Report, revised SCC Code from 1.2.032.02.080.02 -1424J-BOE LABOR [PWE1X5MPFUNA.CPT544112D112] to 1.3.032.06.080.04 to correct incorrect SCC assignment for DPW support to construction phase.
56	In January 2017 Report, revised SCC Code from 1.2.032.02.080.02 -1424J-BOE LABOR [PWE1X5MPFUNA.CPT544112E112] to 1.3.032.06.080.04 to correct incorrect SCC assignment for DPW support to construction phase.
57	In January 2017 Report, revised SCC Code from 1.2.032.02.080.02 -1424J-BOE LABOR [PWE1X5MPFUNA.CPT544112F112] to 1.3.032.06.080.04 to correct incorrect SCC assignment for DPW support to construction phase.
58	In January 2017 Report, revised SCC Code from 1.2.032.02.080.02 -1424J-BOE LABOR [PWE1X5MPFUNA.CPT544112G112] to 1.3.032.06.080.04 to correct incorrect SCC assignment for DPW support to construction phase.
59	1.3.055.01.080.02 - FD:ODCs - 651 BRANNAN STREET [35CPT5441241.CPT5441241]: FAMIS: \$2,294,910 Cost Report: \$2,294,910 1.2.055.01.080.02 - FD:ODCs - 651 BRANNAN STREET [35CPT5441241.CPT5441241] Cost Transfer: Future costs to be allocated to 1.3.055.01.080.02
60	1.3.063.01.080.03 - AECOM.CS149 OM-EPC JV CS149-PM [68CPT544133D.CPT544133D]: FAMIS: \$4,698,167 Cost Report: \$4,698,167 on 1.2.063.01.080.03 Cost Transfer: Future costs to 1.3.063.01.080.03 - AECOM.CS149 OM-EPC JV CS149-PM [68CPT544133D.CPT544133D]
61	In February 2017, transferred \$1,060,000 from programs unallocated contingency to initiate CN1300 JOB READINESS contracts, (cost account code 1.3.064.06.040.08). A deductive Construction Modification to CN1300 will process.
62	Used \$500K program contingency for CS-175 Bayland Soil Process contract. Refer to Report Notes #20.
63	1.3.071.01.080.04 - FD:FINAL DESIGN-DP1 [35CPT5441232.CPT5441232]: FAMIS: \$5,608,147 Cost Report: \$5,469,336 Cost Transfer: \$138,811 to 1.3.071.01.080.04 - FD:FINAL DESIGN-DP1 [35CPT5441232.CPT5441232]
64	1.3.072.01.080.04 - FD:FINAL DESIGN-DP2 [35CPT5441233.CPT5441233]: FAMIS: \$26,268,511 COST REPORT: \$26,220,609 COST TRANSFER: \$47,902 to 1.3.072.01.080.04 - FD:FINAL DESIGN-DP2 [35CPT5441233.CPT5441233]
65	Contract 1251 Final cost is \$20,794,582.

Connecting people. Connecting communities.

66	In March 2016, July 2016 and October 2016, contract 1252 modifications budget and actuals have been realigned and adjusted to reflect actuals costs.
67	In March 2016, July 2016 and October 2016, contract 1252 modifications budget and actuals have been realigned and adjusted to reflect actuals costs.
68	Revised Contract 1252 allocated contingency SCC code from 040.08 to 010.07.
69	In July 2015 Report, used Contract 1300 Contractor schedule to report budget and actual cost. The Standard Cost Categories (SCC) allocation changed from previous reports. In August 2015 Report, adjusted some of Contract 1300 Contractor SCC assignment to match most of previous SCC assignment. In March 2016, \$75,000 Cmod#6 subtracted from CN1300 Stations contingency (using CPT718 funding) and transferred to Program contingency; this lead to the total CN1300 Station budget being lowered.
70	Revised Contract 1300/UMS allocated contingency SCC code from 040.08 to 020.03.
71	In March 2016 Report, reduced Contract 1252 contingency by \$377,435 cost to reflect certification of five CMODS.
72	Revised Contract 1300/CTS allocated contingency SCC code from 040.08 to 020.03.
73	Negative Current or Prior Monthly expenditure is due to replenish allowance expenses by approved Contract Modifications.
74	Revised Contract 1300/YBM allocated contingency SCC code from 040.08 to 020.03.
75	Revised Contract 1300/STS allocated contingency SCC code from 040.08 to 020.01.
76	Revised Form B Reimbursements SCC code from 900.01 to 040.02
77	Revised Form B Reimbursements SCC code from 900.01 to 040.02
78	Revised Form B Reimbursements SCC code from 900.01 to 040.02
79	Revised Form B Reimbursements SCC code from 900.01 to 040.02
80	Revised Form B Reimbursements SCC code from 900.01 to 040.02
81	Revised Form B Reimbursements SCC code from 900.01 to 040.02
82	Revised Form B Reimbursements SCC code from 900.01 to 040.02
83	Revised Form B Reimbursements SCC code from 900.01 to 040.02
84	Increase Program contingency \$1,023,508. Refer to Report Notes #11 and #12. In April 2015 report, program contingency decreased by \$500,000. Refer to Report Notes #20. In August 2015 report, release \$15M CN1252 Tunnel assigned contingency to program unallocated contingency. In March 2016 report, program unallocated contingency increased by \$230,468. In August 2016, released \$20M to CN1300 Construction assigned contingency from program unallocated contingency. In February 2017, used \$1,060,000 for CN1300 Job Readiness Program from unallocated contingency, refer to Note 30. Also, released \$5,265,478 assigned real estate contingency to program unallocated contingency, refer to Note 29.

Appendix B

DETAIL SCHEDULE REPORTS

SCHEDULE HIGHLIGHTS

The Master Project Schedule (MPS) below includes progress through March 2018. The March 2018 Schedule Update submittal from Contract 1300 Contractor was not submitted as the CN1300 Contractor has not provided the updated corrections to their June, through January 2018 Schedule Updates. The Contract 1300 schedule represented in this report is based on the SFMTA March 2018 Schedule Update.

The MPS shows a forecast Revenue Service Date of December 2019.

The controlling critical (longest) path of the MPS runs through the Headhouse Concrete work, followed by Electrical activities, STS Startup & Testing, Commissioning and Pre-Revenue Activities to the Baseline Finish and Revenue Service Date. See Appendix B – Longest Path. The latest schedule shows the longest path running through the Chinatown Station (CTS). Contractor is required to implement a Recovery Schedule to put the Project back on schedule.

Schedule Contingency is fully utilized on the critical path of the MPS, which is below the Minimum Schedule Contingency level of 6 months. A schedule re-evaluation will be performed, utilizing the updated Contract 1300 Schedule. Recovery options are being implemented in key areas as work proceeds. SFMTA continues to meet with Contractor to discuss all schedule concerns and comments. CTS Headhouse concrete invert slab will require additional rebar than originally estimated impacting the schedule. Contract 1300 Schedule shows 20 days of delay in March with a new forecasted Revenue Service Date of 12 December 2019.

Contract 1300 Contractor submitted thirty eight (38) Schedule Updates from December 2014 to February 2018. SFMTA rejected twenty three (23) Schedule Updates from January 2016 to April 2016 and June 2016 to January 2018 due to multiple and repetitive issues that vary from incorrect working sequences to unrealistic forecasted completion dates to artificially steering the schedule longest path through certain portions of the project. SFMTA approved as noted December 2014 through December 2015, and May 2016 Schedule Updates. Contractor has been directed to develop a Recovery Schedule as required by Contract to mitigate the current forecasted project delay. The 18 month “gap” of missing Schedule Updates at the beginning of the job has interfered with efficient resolution of Contractor’s assertions of Unavoidable Delay to the project-wide Substantial Completion date, which is additionally impacting the Contractor’s review of options for schedule recovery.

Contract 1300 - WP1253 UMS / WP1254R CTS / WP1255 YBM / WP1256 STS:

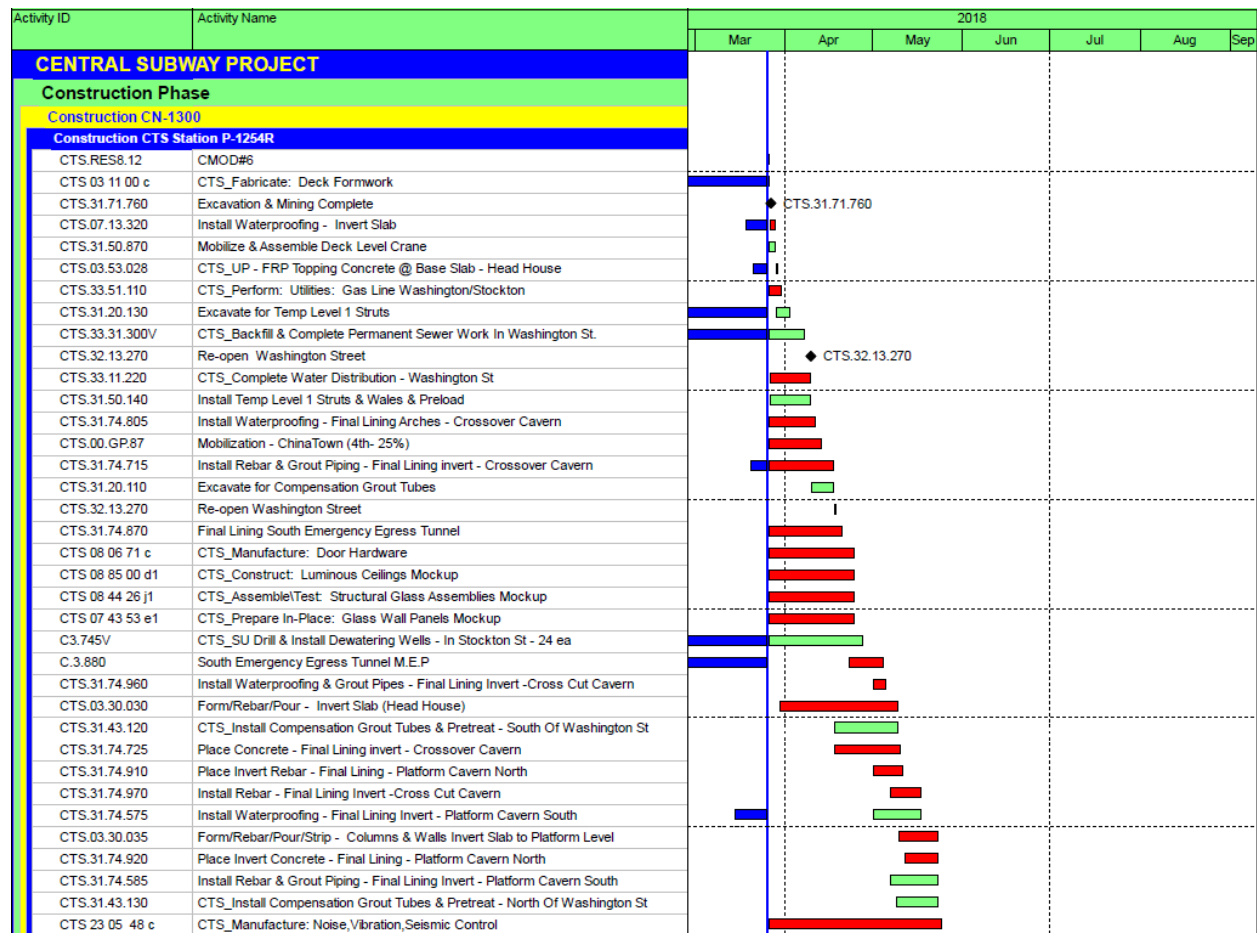
The Contractor, Tutor Perini Corporation’s (TPC) baseline schedule is incorporated into the master program schedule. The preliminary SFMTA Contract 1300 February 2018 schedule is used within the February Report. The SFMTA Contract 1300 February 2018 schedule is based on the approved baseline schedule logic with adjustments made for fixing retained logic and lags. The SFMTA will continue to use the SFMTA Contract 1300 schedule update as a forecasting tool going forward until the Contract 1300 Contractor submits an acceptable schedule that addresses all of SFMTA scheduling concerns.

Work Package P-1254R (CTS) has performed the following work this month:

- Continued applying waterproofing for Platform Cavern North (PCN)
- Poured invert slab for first 30' in Crossover Cavern
- Continued to install rebar for invert slab at the Crossover Cavern and South Platform Cavern
- Installed grounding grid, mud slab, and protection slab in Headhouse
- Continued street work (minor), ongoing monitoring and surveying

Work Package P-1254R (CTS) will perform the following work next month:

- Complete waterproofing, install invert final lining for North Platform, South Platform, and Cross Over Caverns
- Complete installation of waterproofing, rebar, and concrete for HeadHouse under Platform Invert Slab

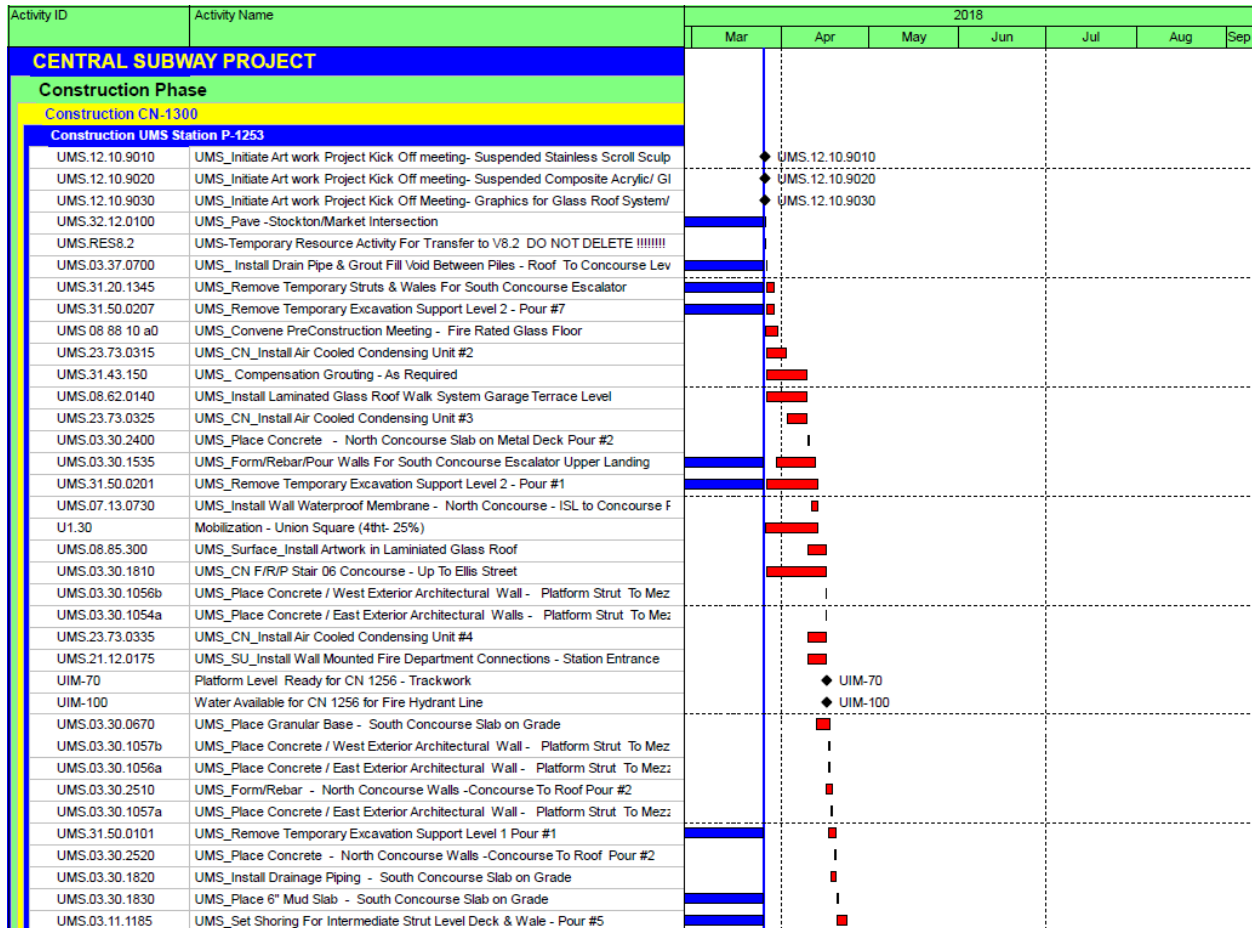


Work Package P-1253 (UMS) has performed the following work this month:

- Platform Station: Continued construction of wale encasements at intermediate strut and concourse levels, completed metal deck installation at Intermediate Strut level. Completed Installation of “Scalloped Walls” between Platform Strut and Mezzanine levels. Completed shotcrete wall between intermediate strut level and concourse level
- Emergency exit stairs 3 and 4: Continued F/R/P for walls, stairs, and landings
- North Concourse: Continued placing concrete for ventilation shaft walls and fireproofing for struts and roof beams at Concourse levels. Continued rough in for fire sprinklers. Commenced construction for Stair 1 at North Entrance and completed installation of metal deck
- South Concourse: Completed installation of South Headwall and continued construction for escalator ramp walls
- Ellis Street: Continued sidewalk restoration work at Ellis Street

Work Package P-1253 (UMS) will perform the following work next month:

- Platform Station: Continue construction of wale encasements at Concourse Levels. Commence construction of the Platform
- North Concourse: Continue construction of Stair 1 at the North Entrance and continue construction of the North Headwall
- South Concourse: Continue construction for South escalator walls, and commence assembly of escalators
- Ellis Street: Complete sidewalks at intersection of Stockton Street
- O’Farrell St.: Complete structural work at Emergency exit stairs 3 and 4. Work on completing utility work, and street and sidewalk restoration



Work Package P-1255 (YBM) has performed the following work this month:

- Continued to replace the force main and AWSS at 4th & Howard
- Continued to install new AWSS at 4th and Folsom
- Completed F/R/P of Stair 4 stairs and walls
- Began F/R/P of Stair 4 roof deck
- 95% completed on electrical rough-in on Mezzanine – Station box
- 65% completed on electrical rough-in on Concourse ceiling – Station box
- Continued installing metal framing (FHC) at Station Concourse
- Began F/R/P of seismic joints (Station Platform)
- Continued installing CMU walls and supports at Stair 1 (Station Platform)
- Continued installing CMU walls and supports at Stair 4 (Station Platform)
- Began installing Elevators 1 and 2 (Station Platform)
- Poured F/R/P Stairs 8 and 9
- Continued sealing leaks in Headhouse Invert
- Began moving electrical equipment into Main Electrical Room and Traction Power Room (Headhouse Invert)

- 20% completed on electrical rough-in on Headhouse-Invert Walls
- Continued F/R/P equipment pads in Headhouse-Invert
- Began F/R/P Stair 6 walls (Headhouse-Concourse)
- Continued F/R/P Headhouse-Concourse columns
- Began installing fire sprinkler mains in Headhouse Concourse
- Continued demo of temp walls at Headhouse-Mezzanine
- Began F/R/P of pilasters at Headhouse-Mezzanine
- Began installing Stairs 5 and 6
- Began F/R/P of undersurface deck

Work Package P-1255 (YBM) will perform the following work next month:

- Continue utility work at intersection of 4th & Folsom and 4th & Howard
- Install street lights at 4th and Clementina
- Continue to install new AWSS at 4th and Folsom
- Install new FH at 4th and Folsom
- Continue F/R/P of Stair 4 roof deck
- Place PG&E and AT&T utilities in Stair 4 area per PCC 159
- Complete electrical on Mezzanine – Station Box
- Continue electrical rough-in on Concourse, pour Station Concourse topping slab
- Continue installing anchors for luminous ceiling at Station Concourse
- Continue installing metal framing (FHC) at Station Concourse
- Continue F/R/P of seismic joints (Station Platform)
- Complete installing pyrok at tunnels north and south of YBM
- Complete installing pyrok, Platform level
- Continue installing CMU walls at Stair 1
- Complete F/R/P Stair 3 (Station Platform)
- Complete installing CMU walls at Stair 4
- Continue installing Escalators 1 and 2 (Station Platform)
- Finish sealing leaks in Headhouse Invert
- Continue Rough-in Fire Sprinkler (Headhouse Invert)
- Continue moving electrical equipment into Main Electrical Room and Traction Power Room (Headhouse Invert)
- Continue electrical rough-in for light fixtures (Headhouse-Invert)
- Continue F/R/P equipment pads in Headhouse-Invert
- Continue F/R/P Headhouse-Concourse columns
- Continue F/R/P Stair 6 walls (Headhouse-Concourse)
- Continue installing fire sprinkler mains in Headhouse Concourse
- Complete demo of temp walls at Headhouse-Mezzanine
- Complete F/R/P of pilasters at Headhouse-Mezzanine
- Finish installing Stairs 5 and 6

Activity ID	Activity Name	2018						
		Mar	Apr	May	Jun	Jul	Aug	Sep
CENTRAL SUBWAY PROJECT								
Construction Phase								
Construction CN-1300								
Construction YBM Station P-1255								
Preconstruction								
Excavation & Support								
Concrete/Shotcrete								
YBM.03.30.1240	FRP Concrete Curb for CMU Walls Headhouse Concourse Level							
YBM.03.30.1280	F/R/P Walls Mezz Level- Headhouse along Slurry walls GL 05-08							
YBM.03.30.1570	F/R/P In-Fill Walls at Mezzanine GL D							
YBM.03.30.590	Metal Deck/ Railing Stair #3 from Platform to Concourse Level							
YBM.03.30.1300	F/R/P Interior Walls Headhouse Mezz Level							
YBM.04.22.1380	YBM_IV 302 Install CMU Walls Traction Power/Main Electrical Rms							
YBM.03.30.1490	Seismic Joints- Platform Level, Station (North and south wall at Tunnel)							
YBM.04.22.1390	CMU Walls Headhouse Platform Level							
YBM.03.30.1590	Rebar/ Pour Headhouse Under Surface Level Slab GL 08-11							
YBM.04.22.1230	CMU Walls Headhouse Concourse Level							
YBM.05.60.600	FRP Stair #3 from Platform to Concourse Level							
YBM.03.30.1320	Rebar/ Pour Headhouse Under Surface Level Slab GL 05-08							
YBM.22.14.160	YBM_CN Install Air Replenishment Piping-Concourse Level							
YBM.03.30.1350	Strip Form/ shore Deck from Mezz Slab to Under Surface Level Slab							
YBM.05.52.580	Install Stair #3 Rails from Platform to Concourse Level							
YBM.22.14.210	YBM_MZ Install Vents & Drains- Headhouse Concourse							
YBM.03.30.1360	FRP Concrete Curb for CMU Walls Headhouse Mezz Level							
YBM.03.30.1400	FRP Headhouse Concrete Wall for Surface Level GL- E to G/ 8.6							
YBM.05.60.550	FRP Stair #6 from Under surface to Surface Level							
YBM.05.60.560	Install Metal Stair #6 from Platform to Mezz Level							
YBM.22.14.220	YBM_CN Install Domestic Water- Headhouse Concourse							
YBM.05.52.570	Install Metal Stair #6 Rails from Platform to Mezz Level							
YBM.04.22.1370	CMU Walls Headhouse Mezz to Under Surface Level							
YBM.22.14.170	YBM_MZ Install Vents & Drains- Headhouse Mezzanine							
YBM.22.14.180	YBM_MZ Install Domestic Water- Headhouse Mezzanine							
YBM.03.30.1390	FRP Headhouse Concrete Beam for Surface Level							
YBM.31.23.555	Geo foam fill Headhouse Surface Level							
YBM.03.30.1410	F/R/P Headhouse Surface Level Slab							
YBM.05.60.610	Set/ Weld Stair #7 Steel from Concourse to Surface Level							
YBM.22.14.140	YBM_SU Install Vents & Drains- Entrance Surface Slab							
YBM.03.30.650	FRP Stair #4 Roof Deck from Mezz to Surface Level							
YBM.03.30.1430	F/R/P Headhouse Concrete wall for Surface Level GL- G/6 to 8.6							
YBM.22.14.150	YBM_SU Install Air Replenishment Piping- Entrance Surface Level							

Work Package P-1256 (STS) has performed the following work this month:

- Continued 4th/Brannan surface station foundation work
- Continued walkway installation inside tunnel

Work Package P-1256 (STS) will perform the following work next month:

- Continue OCS pole installation
- Continue pavement renovation at 4th/Bryant and 4th/Brannan intersections
- Continue 4th/Brannan platform
- Continue track work between Townsend and Bryant
- Continue walkway installation inside tunnel

Activity ID	Activity Name	2018						
		Mar	Apr	May	Jun	Jul	Aug	Sep
CENTRAL SUBWAY PROJECT								
Construction Phase								
Construction CN-1300								
Construction STS P-1256								
Preconstruction								
Concrete/Shotcrete								
Tunnel Concrete								
STS.05.52.0135	STS_Install NB Tunnel Walkway Handrails - Tunnel Portal NB							
STS.03.30.152N	STS_F/R/P NB Tunnel Walkway 2nd Lift & Wire Duct - Portal to Moscone 1,300							
STS.05.53.560	STS_Install NB Tunnel Drain Metal Grating - Tunnel Portal							
STS.21.12.410	STS_Install NB Tunnel Walkway Deluge Piping - Tunnel Portal							
STS.03.30.131N	STS_F/R/P NB Tunnel Walkway 1st Lift/Standpipe Landing Union Square to Chin:							
STS.07.80.0220	STS_Install NB Tunnel Walkway ARS Fire Blanket - Tunnel Portal							
STS.05.52.0120	STS_Install NB Tunnel Walkway Handrails - Portal to Moscone 1,300 LF							
STS.21.12.390	STS_Install NB Tunnel Walkway Deluge Piping - Portal to Moscone 1,300 LF							
STS.05.53.540	STS_Install NB Tunnel Drain Metal Grating - Portal to Moscone 1,300 LF							
STS.22.16.540	STS_Install NB Tunnel Walkway ARS Fire Blanket Metal Cover - Tunnel Portal							
STS.05.53.610	STS_Install SB Tunnel Drain Metal Grating - Tunnel Portal							
STS.21.12.360	STS_Install SB Tunnel Walkway Deluge Piping - Tunnel Portal							
STS.07.80.0200	STS_Install NB Tunnel Walkway ARS Fire Blanket - Portal to Moscone 1,300 LF							
STS.03.30.132N	STS_F/R/P NB Tunnel Walkway 2nd Lift & Wire Duct Union Square to China Tow							
STS.05.53.590	STS_Install SB Tunnel Drain Metal Grating - Portal to Moscone 1,300 LF							
STS.05.52.0180	STS_Install SB Tunnel Walkway Handrails - Tunnel Portal SB							
STS.07.80.0270	STS_Install SB Tunnel Walkway ARS Fire Blanket - Tunnel Portal							
STS.05.52.190	STS_Install Handrails - Chinatown Crossover / Tunnel Interface							
STS.21.12.340	STS_Install SB Tunnel Walkway Deluge Piping - Portal to Moscone 1,300 LF							
STS.22.16.550	STS_Install NB Tunnel Walkway ARS Fire Blanket Metal Cover - Portal to Mosco							
STS.05.52.0160	STS_Install SB Tunnel Walkway Handrails - Portal to Moscone 1,300 LF							
STS.07.80.0250	STS_Install SB Tunnel Walkway ARS Fire Blanket - Portal to Moscone 1,300 LF							
STS.05.52.0100	STS_Install NB Tunnel Walkway Handrails - Union Square to China Town 2,422 L							
STS.03.30.142N	STS_F/R/P NB Tunnel Walkway 2nd Lift & Wire Duct Landing Moscone to Union							
STS.05.52.200	STS_Install Handrails - Union Square Station / Tunnel Interface							
STS.05.52.210	STS_Install Handrails - Moscone Station / Tunnel Interface							
STS.21.12.370	STS_Install NB Tunnel Walkway Deluge Piping - Union Square to China Town 2,4							
STS.21.12.380	STS_Install NB Tunnel Walkway Deluge Piping - Moscone to Union Square - 1,95							
STS.05.53.530	STS_Install NB Tunnel Drain Metal Grating - Moscone to Union Square - 1,950 LF							
STS.05.52.0110	STS_Install NB Tunnel Walkway Handrails - Moscone to Union Square - 1,950 LF							
STS.07.80.0180	STS_Install NB Tunnel Walkway ARS Fire Blanket - Union Square to China Town							
STS.07.80.0190	STS_Install NB Tunnel Walkway ARS Fire Blanket - Moscone to Union Square - 1							
STS.05.53.520	STS_Install NB Tunnel Drain Metal Grating - Union Square to China Town 2,422 L							

SCHEDULE REVISIONS

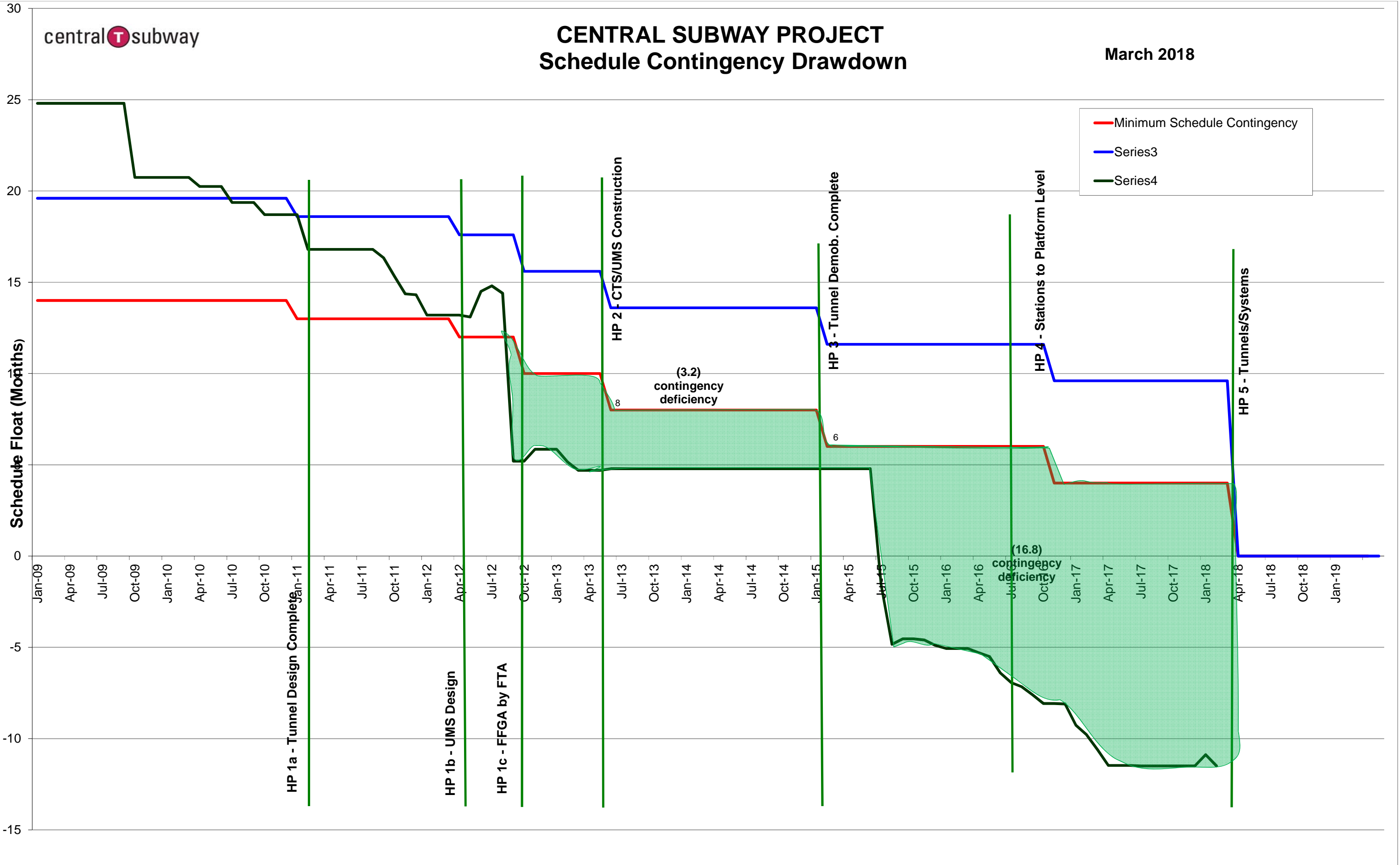
The SFMTA Contract 1300 March 2018 schedule update was added this period to the Central Subway Project Master Schedule.

LIST OF SCHEDULE REPORTS

- 1.1. Schedule Contingency Drawdown
- 1.2. Master Summary Schedule
- 1.3. Program Critical Path Schedule
- 1.4. Construction Contract Summary Schedule
- 1.5. Detail Schedule for Remaining Work

CENTRAL SUBWAY PROJECT Schedule Contingency Drawdown

March 2018



Activity ID	Activity Name	Original Duration	Start	Finish	2018				2019				2020			
					Q1	Q2	Q3	Q4	Q1	Q2	Q3	Q4	Q1	Q2	Q3	
CENTRAL SUBWAY PROJECT																
Program Level Milestones					▼ Program Level Milestones											
PJD1000	Central Subway Project Start	0	03-Jun-03 A													
MS0004A	Tunnel Excavation Complete - Project Milestone #4A	0		05-Sep-14 A												
MS0019	Baseline Finish Date: 12-26-2018	0		12-Dec-19*	◆ Baseline Finish Date: 12-26-2018											
MS0009	CSP Revenue Service Date	0		12-Dec-19*	◆ CSP Revenue Service Date											
Preliminary Engineering Phase																
Final Design																
Light Rail Vehicles					▼ Light Rail Vehicles											
Real Estate					▼ Real Estate											
Construction Phase																
Construction Support and Costs																
Construction Utility Contract #1- MOS & Portal CN-1250																
Construction Utility Contract #2 - UMS CN-1251																
Construction Tunnels CN-1252					▼ Construction Tunnels CN-1252											
Construction CN-1300					▼ Construction CN-1300											
CN- 1300 Milestone					▼ CN- 1300 Milestone											
Construction UMS Station P-1253					▼ Construction UMS Station P-1253											
Construction CTS Station P-1254R					▼ Construction CTS Station P-1254R											
Construction YBM Station P-1255					▼ Construction YBM Station P-1255											
Construction STS P-1256					▼ Construction STS P-1256											
Project Start Up					▼ Project Start Up											
Unallocated Contingency					▼ Unallocated Contingency											
CO1.700	Cost Activity Unallocated Contingency (LOE) - 1.7.500.99.090.00 - Contingency	433	26-Mar-18	12-Dec-19	▼ Cost Activity Unallocated Contingency (LOE)											

Activity ID	Activity Name	Original Duration	Start	Finish	Total Float	2018				2019				2020				2021	
						Q1	Q2	Q3	Q4	Q1	Q2	Q3	Q4	Q1	Q2	Q3	Q4	Q1	Q2
Program Level Milestones																			
MS0019	Baseline Finish Date: 12-26-2018	0	12-Dec-19	12-Dec-19*	-243														◆ Baseline Finish Date: 12-26-2018
MS0009	CSP Revenue Service Date	0		12-Dec-19*	-243														◆ CSP Revenue Service Date
CN- 1300 Milestone																			
MS-10	Substantial Completion - 1,700 Calendar Days (SP-4.B) { 10-Feb-18 }	0	28-Jun-19	28-Jun-19	-569														◆ Substantial Completion - 1,700 Calendar Days (SP-4.B) { 10-Feb-18 }
Construction CTS Station P-1254R																			
CTS 03 15 13 c	CTS_Fab\Deliver: Waterstops (03 15 13)	60	20-Aug-14 A	26-Mar-18	-575														CTS_Fab\Deliver: Waterstops (03 15 13)
CTS.07.13.320	Install Waterproofing - Invert Slab	5	19-Mar-18 A	28-Mar-18	-397														■ Install Waterproofing - Invert Slab
CTS.03.53.028	CTS_UP - FRP Topping Concrete @ Base Slab - Head House	1	21-Mar-18 A	29-Mar-18	-397														■ CTS_UP - FRP Topping Concrete @ Base Slab - Head House
CTS.03.30.030	Form/Rebar/Pour - Invert Slab (Head House)	29	30-Mar-18	09-May-18	-397														■ Form/Rebar/Pour - Invert Slab (Head House)
CTS.03.30.035	Form/Rebar/Pour/Strip - Columns & Walls Invert Slab to Platform Level	10	10-May-18	23-May-18	-397														■ Form/Rebar/Pour/Strip - Columns & Walls Invert Slab to Platform Level
CTS.03.30.050	Form/Rebar/Pour - Platform Level Slab - Headhouse	15	24-May-18	14-Jun-18	-397														■ Form/Rebar/Pour - Platform Level Slab - Headhouse
CTS.03.30.060	Concrete Cure/Strip - Platform Level Slab	5	15-Jun-18	21-Jun-18	-397														■ Concrete Cure/Strip - Platform Level Slab
CTS.31.50.110	CTS_CN Remove Level 5 Struts & Wales	5	22-Jun-18	28-Jun-18	-397														■ CTS_CN Remove Level 5 Struts & Wales
CTS.03.30.065	Form/Rebar/Pour/Strip - Columns Platform Slab to Concourse Level (3 ea)	5	29-Jun-18	06-Jul-18	-397														■ Form/Rebar/Pour/Strip - Columns Platform Slab to Concourse Level (3 ea)
CTS.03.11.080	CTS_CN Install Falsework - For Headhouse Concourse Level Slab	10	09-Jul-18	20-Jul-18	-397														■ CTS_CN Install Falsework - For Headhouse Concourse Level Slab
CTS.03.30.095	CTS_CN Form/Rebar/Pour - Headhouse Concourse Level Slab	15	16-Jul-18	03-Aug-18	-397														■ CTS_CN Form/Rebar/Pour - Headhouse Concourse Level Slab
CTS.03.30.075	CTS_CN Form/Rebar/Pour/Strip - Columns Concourse Slab to Intermediate Level	5	06-Aug-18	10-Aug-18	-397														■ CTS_CN Form/Rebar/Pour/Strip - Columns Concourse Slab to Intermediate Level (3 ea)
CTS.03.11.120	Install Falsework - For Intermediate Level Slab	10	13-Aug-18	24-Aug-18	-397														■ Install Falsework - For Intermediate Level Slab
CTS.03.30.130	Form/Rebar/Pour - Intermediate Level Slab	10	16-Aug-18	29-Aug-18	-397														■ Form/Rebar/Pour - Intermediate Level Slab
CTS.03.30.085	Form/Rebar/Pour/Strip - Columns Intermediate Slab to Lower Mezz Level	5	30-Aug-18	06-Sep-18	-397														■ Form/Rebar/Pour/Strip - Columns Intermediate Slab to Lower Mezz Level
CTS.03.11.160	CTS_LM Install Falsework - For Lower Mezz Level Slab	10	07-Sep-18	20-Sep-18	-397														■ CTS_LM Install Falsework - For Lower Mezz Level Slab
CTS.03.30.170	CTS_LM Form/Rebar/Pour - Lower Mezz Level Slab	14	12-Sep-18	01-Oct-18	-397														■ CTS_LM Form/Rebar/Pour - Lower Mezz Level Slab
CTS.03.30.185	CTS_LM Concrete Cure - Lower Mezz Level Slab	5	02-Oct-18	08-Oct-18	-397														■ CTS_LM Concrete Cure - Lower Mezz Level Slab
CTS.04.22.017	CTS_CN - Build - CMU Partition Walls - Head House Concourse Level	15	09-Oct-18	29-Oct-18	-397														■ CTS_CN - Build - CMU Partition Walls - Head House Concourse Level
CTS.23.31.666	CTS_PL 18 - Main Elect Rm: Install - HVAC: Ductwork	9	30-Oct-18	09-Nov-18	-397														■ CTS_PL 18 - Main Elect Rm: Install - HVAC: Ductwork
CTS.26.11.125	CTS_PL 18 - Main Elect Rm: Install - Elect Substation & Switchboard DS2	10	12-Nov-18	27-Nov-18	-397														■ CTS_PL 18 - Main Elect Rm: Install - Elect Substation & Switchboard DS2
CTS.26.11.140	CTS_PL 18 - Main Elect Rm: Install - Elect Substation & Switchboard DS1	10	28-Nov-18	11-Dec-18	-397														■ CTS_PL 18 - Main Elect Rm: Install - Elect Substation & Switchboard DS1
CTS.26.11.135	CTS_PL 18 - Main Elect Rm: Install - Elect Substation & SWGR SG2	10	12-Dec-18	26-Dec-18	-397														■ CTS_PL 18 - Main Elect Rm: Install - Elect Substation & SWGR SG2
CTS.26.11.145	CTS_PL 18 - Main Elect Rm: Install - Elect Substation & SWGR SG1	9	27-Dec-18	09-Jan-19	-397														■ CTS_PL 18 - Main Elect Rm: Install - Elect Substation & SWGR SG1
CTS.26.11.165	CTS_PL 18 - Main Elect Rm: Install Conduit From Pull Boxes PB1 & PB2 to Substation	7	10-Jan-19	18-Jan-19	-397														■ CTS_PL 18 - Main Elect Rm: Install Conduit From Pull Boxes PB1 & PB2 to Substation
CTS.26.11.195	CTS_PL 18 - Main Elect Rm: Install Conduit Substations SG1 & SG2 To Substation	6	21-Jan-19	28-Jan-19	-397														■ CTS_PL 18 - Main Elect Rm: Install Conduit Substations SG1 & SG2 To Substation
CTS.26.11.205	CTS_PL 18 - Main Elect Rm: Install Conduit Substations SG1 & SG2 To A/C TPSS	5	29-Jan-19	04-Feb-19	-397														■ CTS_PL 18 - Main Elect Rm: Install Conduit Substations SG1 & SG2 To A/C TPSS
CTS.26.11.235	CTS_PL 18 - Main Elect Rm: Pull & Terminate Power Cable Substations SG1 To Substation	5	05-Feb-19	11-Feb-19	-397														■ CTS_PL 18 - Main Elect Rm: Pull & Terminate Power Cable Substations SG1 To Substation
CTS.26.11.900	CTS_PL 18 - Main Elect Rm: Energize Main Substation SG1 & SG2	5	12-Feb-19	18-Feb-19	-397														■ CTS_PL 18 - Main Elect Rm: Energize Main Substation SG1 & SG2
CTS.26.11.905	CTS_PL 18 - Main Elect Rm: Energize Substation DS1 & DS2	5	19-Feb-19	25-Feb-19	-397														■ CTS_PL 18 - Main Elect Rm: Energize Substation DS1 & DS2
CTS.34.21.915	CTS_PL 18 - Main Elect Rm: Energize A/C TPSS Equipment	5	19-Feb-19	25-Feb-19	-397														■ CTS_PL 18 - Main Elect Rm: Energize A/C TPSS Equipment
CTS.26.24.990	CTS_UP_02 - Equip Corridor- Energize - 5kV Switchgear "SG-TV"	1	26-Feb-19	26-Feb-19	-397														■ CTS_UP_02 - Equip Corridor- Energize - 5kV Switchgear "SG-TV"
CTS.34.21.935	CTS_PL 18 - Main Elect Rm: Energize DC TPSS Equipment	5	26-Feb-19	04-Mar-19	-397														■ CTS_PL 18 - Main Elect Rm: Energize DC TPSS Equipment
CTS.26.24.1000	CTS_UP_02 - Equip Corridor Energize MCC - Emergency Ventilation	1	27-Feb-19	27-Feb-19	-397														■ CTS_UP_02 - Equip Corridor Energize MCC - Emergency Ventilation
CTS.23.88.1016	CTS_UP 04 - Emerg Fan Rm: Start-Up & Test Tunnel Ventilation Fans	3	28-Feb-19	04-Mar-19	-397														■ CTS_UP 04 - Emerg Fan Rm: Start-Up & Test Tunnel Ventilation Fans
CTS 01 45 00 f	CTS_Final Acceptance Inspection	156	28-Jun-19	01-Dec-19	-569														■ CTS_Final Acceptance Inspection
Construction STS P-1256																			
STS.34.42.425	Startup & Testing - Tunnel & ATSC Systems	79	05-Mar-19	24-Jun-19	-397														■ Startup & Testing - Tunnel & ATSC Systems
Project Start Up																			
STU1010	S&S Certification / Pre-Revenue Activities	115	28-Jun-19	12-Dec-19	-243														■ S&S Certification / Pre-Revenue Activities
BUF0018	Muni Float	0	12-Dec-19	12-Dec-19	-243														■ Muni Float

Activity ID	Activity Name	Original Duration	Start	Finish	Total Float	2018				2019				2020				2021	
						Q1	Q2	Q3	Q4	Q1	Q2	Q3	Q4	Q1	Q2	Q3	Q4	Q1	Q2
CENTRAL SUBWAY PROJECT																			
Light Rail Vehicles																			
Real Estate																			
Construction Phase																			
Construction Support and Costs																			
Construction CN-1300																			
Chinatown - CTS-1254R																			
Preconstruction																			
Site Work / Utility Relocation																			
Excavation & Support																			
Cavern Lining																			
Concrete/Shotcrete																			
Entrance Roof Level																			
Surface Level																			
Upper Mezz Level																			
Lower Mezz Level																			
Concourse Level																			
Intermediate Strut Level																			
Platform Level																			
CTS.03.11.040	Install Falsework - For Platform Level Slab	10	15-May-18	29-May-18	-395														
CTS.03.30.640	F/R/P/S Walls Under Track Slab - Platform Cavern North	10	24-May-18	07-Jun-18	-329														
CTS.03.30.050	Form/Rebar/Pour - Platform Level Slab - Headhouse	15	24-May-18	14-Jun-18	-397														
CTS.03.30.850	Concrete Stairs North Emergency Egress Tunnel	10	30-May-18	12-Jun-18	-317														
CTS.03.30.785	Rebar/Form/ Pour Corbels & Walls - Crosscut Cavern	10	30-May-18	12-Jun-18	-351														
CTS.03.30.670	Shore/Form/Rebar/Pour Track Slab - Platform Cavern North	10	01-Jun-18	14-Jun-18	-329														
CTS.03.30.060	Concrete Cure/Strip - Platform Level Slab	5	15-Jun-18	21-Jun-18	-397														
CTS.03.30.565	F/R/P/S Walls Under Track Slab - Platform Cavern South	15	26-Jun-18	17-Jul-18	-347														
CTS.03.30.065	Form/Rebar/Pour/Strip - Columns Platform Slab to Concourse Level (3 ea)	5	29-Jun-18	06-Jul-18	-397														
CTS.03.30.600	Shore/Form/Rebar/Pour Track Slab - Platform Cavern South	15	03-Jul-18	24-Jul-18	-347														
CTS.03.30.760	Shore/Rebar/Form Pour Track Slab - Crosscut Cavern	15	09-Jul-18	27-Jul-18	-368														
CTS.03.30.590	Form/Rebar/Pour Platform Stem Walls - Platform Cavern South	15	11-Jul-18	31-Jul-18	-347														
CTS.03.30.660	Form/Rebar/Pour Platform Stem Walls - Platform Cavern North	15	16-Jul-18	03-Aug-18	-354														
CTS.03.30.790	Form/Rebar/Pour Platform Slab - Platform Cavern South	15	20-Jul-18	09-Aug-18	-347														
CTS.03.3.0740	Form/Rebar/Pour Platform Slab - Platform Cavern North	15	23-Jul-18	10-Aug-18	-354														
CTS.03.30.780	Rebar/Form/ Pour Platforms - Crosscut Cavern	20	23-Jul-18	17-Aug-18	-368														
CTS.03.30.610	Form/Rebar/Pour Stair, Room & End Walls - Platform Cavern South	14	27-Jul-18	15-Aug-18	-347														
CTS.03.30.620	Form/Rebar/Pour Stair & Room Enclosure Lid - Platform Cavern South	14	27-Jul-18	15-Aug-18	-347														
CTS.03.30.680	Form/Rebar/Pour Stair, Room & End Walls - Platform Cavern North	15	30-Jul-18	17-Aug-18	-354														
CTS.03.30.690	Form/Rebar/Pour Stair & Room Enclosure Lid - Platform Cavern North	15	06-Aug-18	24-Aug-18	-354														
CTS.03.30.770	Shore/Rebar/Form Pour Concourse Level Slab - Crosscut Cavern	15	06-Aug-18	24-Aug-18	-368														
CTS.03.30.260	Pour Equipment Pads - Main Electrical & Traction Power Rooms	5	13-Aug-18	17-Aug-18	-320														
CTS.07.13.120	CTS_PL - Install - Drain Mat & Waterproofing on Shotcrete Walls - Head House	10	27-Aug-18	10-Sep-18	-392														
CTS.03.30.175	Form/Rebar/Pour/Strip -Perimeter Walls Platform Slab to Concourse Level	10	04-Sep-18	17-Sep-18	-392														
CTS.03.30.920	Form/Rebar/Pour/Strip -Perimeter Walls Concourse Slab to Intermediate Level	10	04-Oct-18	17-Oct-18	-357														
Under Platform Level																			
CTS.07.13.320	Install Waterproofing - Invert Slab	5	19-Mar-18 A	28-Mar-18	-397														
CTS.03.30.030	Form/Rebar/Pour - Invert Slab (Head House)	29	30-Mar-18	09-May-18	-397														
CTS.03.30.035	Form/Rebar/Pour/Strip - Columns & Walls Invert Slab to Platform Level	10	10-May-18	23-May-18	-397														
CTS.03.37.024	CTS_UP - Place - Shotcrete on Slurry Walls - Head House	10	22-Jun-18	06-Jul-18	-372														
CTS.07.13.260	CTS_UP - Install - Drain Mat & Waterproofing on Shotcrete Walls - Head House	10	09-Jul-18	20-Jul-18	-372														

Activity ID	Activity Name	Original Duration	Start	Finish	Total Float	2018				2019				2020				2021	
						Q1	Q2	Q3	Q4	Q1	Q2	Q3	Q4	Q1	Q2	Q3	Q4	Q1	Q2
CTS.03.30.165	Form/Rebar/Pour/Strip - Perimeter Walls - Invert Slab to Platform Level	10	23-Jul-18	03-Aug-18	-372														
Structural Steel		102	18-Oct-18	14-Mar-19	-364														
Masonry		102	06-Aug-18	31-Dec-18	-352														
Mechanical		164	05-Mar-18 A	02-Apr-19	-377														
Misc Metal		163	16-Aug-18	08-Apr-19	-369														
Electrical		179	16-Aug-18	23-Apr-19	-382														
Electrical - Transportation		110	16-Aug-18	23-Jan-19	-369														
Architectual Finishes		251	21-Mar-18 A	25-Apr-19	-352														
Conveyances		106	27-Nov-18	23-Apr-19	-391														
Startup & Testing		30	26-Apr-19	07-Jun-19	-382														
No 13-Disp		1603	06-Sep-13 A	01-Dec-19	0														
Union Square UMS-1253		1702	26-Nov-13 A	28-Jun-19	110														
Preconstruction		1373	28-May-14 A	28-Jun-19	-407														
Engineering & Procurement		1320	01-Oct-14 A	08-Dec-18	-304														
Site Work / Utility Relocation		58	05-Feb-18 A	05-Mar-19	-257														
Drilled Shafts		1	11-Sep-17 A	26-Mar-18	-376														
Excavation & Support		402	08-Aug-16 A	09-Apr-18	-339														
Concrete/Shotcrete		602	15-Oct-15 A	17-Aug-18	-182														
Surface Level		10	01-Jun-18	14-Jun-18	-296														
Concourse Level		602	15-Oct-15 A	17-Aug-18	-182														
Intermediate Strut Level		62	19-Feb-18 A	12-Jun-18	-322														
Mezzanine Level		62	10-Apr-17 A	07-May-18	-295														
Platform Strut Level		116	05-May-17 A	18-Apr-18	-348														
Platform Level		29	14-Jun-18	25-Jul-18	-285														
UMS.03.30.1301	UMS_Form / Rebar Platform Stem Walls Pour #1	3	14-Jun-18	18-Jun-18	-326														
UMS.03.30.1311	UMS_Place Concrete Platform Stem Walls Pour #1	1	19-Jun-18	19-Jun-18	-326														
UMS.03.30.1302	UMS_Form / Rebar Platform Stem Walls Pour #2	3	19-Jun-18	21-Jun-18	-326														
UMS.03.30.1321	UMS_Shore & Set Soffit - Platform Pour #1	3	20-Jun-18	22-Jun-18	-326														
UMS.03.30.1312	UMS_Place Concrete Platform Stem Walls Pour #2	1	22-Jun-18	22-Jun-18	-326														
UMS.03.30.1303	UMS_Form / Rebar Platform Stem Walls Pour #3	3	22-Jun-18	26-Jun-18	-326														
UMS.03.30.1331	UMS_Form / Rebar - Platform Pour #1	3	25-Jun-18	27-Jun-18	-326														
UMS.03.30.1322	UMS_Shore & Set Soffit - Platform Pour #2	3	25-Jun-18	27-Jun-18	-326														
UMS.03.30.1313	UMS_Place Concrete Platform Stem Walls Pour #3	1	27-Jun-18	27-Jun-18	-326														
UMS.03.30.1304	UMS_Form / Rebar Platform Stem Walls Pour #4	3	27-Jun-18	29-Jun-18	-326														
UMS.03.30.1341	UMS_Place Concrete - Platform Pour #1	1	28-Jun-18	28-Jun-18	-320														
UMS.03.30.1323	UMS_Shore & Set Soffit - Platform Pour #3	3	28-Jun-18	02-Jul-18	-326														
UMS.03.30.1332	UMS_Form / Rebar - Platform Pour #2	3	28-Jun-18	02-Jul-18	-326														
UMS.03.30.1314	UMS_Place Concrete Platform Stem Walls Pour #4	1	02-Jul-18	02-Jul-18	-326														
UMS.03.30.1305	UMS_Form / Rebar Platform Stem Walls Pour #5	3	02-Jul-18	05-Jul-18	-285														
UMS.03.30.1342	UMS_Place Concrete - Platform Pour #2	1	03-Jul-18	03-Jul-18	-322														
UMS.03.30.1324	UMS_Shore & Set Soffit - Platform Pour #4	3	03-Jul-18	06-Jul-18	-326														
UMS.03.30.1333	UMS_Form / Rebar - Platform Pour #3	3	03-Jul-18	06-Jul-18	-326														
UMS.03.30.1315	UMS_Place Concrete Platform Stem Walls Pour #5	1	06-Jul-18	06-Jul-18	-285														
UMS.03.30.1306	UMS_Form / Rebar Platform Stem Walls Pour #6	3	06-Jul-18	10-Jul-18	-285														
UMS.03.30.1343	UMS_Place Concrete - Platform Pour #3	1	09-Jul-18	09-Jul-18	-324														
UMS.03.30.1325	UMS_Shore & Set Soffit - Platform Pour #5	3	09-Jul-18	11-Jul-18	-285														
UMS.03.30.1334	UMS_Form / Rebar - Platform Pour #4	3	09-Jul-18	11-Jul-18	-326														
UMS.03.30.1316	UMS_Place Concrete Platform Stem Walls Pour #6	1	11-Jul-18	11-Jul-18	-285														
UMS.03.30.1307	UMS_Form / Rebar Platform Stem Walls Pour #7	3	11-Jul-18	13-Jul-18	-285														
UMS.03.30.1344	UMS_Place Concrete - Platform Pour #4	1	12-Jul-18	12-Jul-18	-326														
UMS.03.30.1326	UMS_Shore & Set Soffit - Platform Pour #6	3	12-Jul-18	16-Jul-18	-285														
UMS.03.30.1335	UMS_Form / Rebar - Platform Pour #5	3	12-Jul-18	16-Jul-18	-285														

Activity ID	Activity Name	Original Duration	Start	Finish	Total Float	2018				2019				2020				2021	
						Q1	Q2	Q3	Q4	Q1	Q2	Q3	Q4	Q1	Q2	Q3	Q4	Q1	Q2
UMS.03.30.1317	UMS_Place Concrete Platform Stem Walls Pour #7	1	16-Jul-18	16-Jul-18	-285														
UMS.03.30.1345	UMS_Place Concrete - Platform Pour #5	1	17-Jul-18	17-Jul-18	-281														
UMS.03.30.1327	UMS_Shore & Set Soffit - Platform Pour #7	3	17-Jul-18	19-Jul-18	-285														
UMS.03.30.1336	UMS_Form / Rebar - Platform Pour #6	3	17-Jul-18	19-Jul-18	-285														
UMS.03.30.1346	UMS_Place Concrete - Platform Pour #6	1	20-Jul-18	20-Jul-18	-283														
UMS.03.30.1337	UMS_Form / Rebar - Platform Pour #7	3	20-Jul-18	24-Jul-18	-285														
UMS.03.30.1347	UMS_Place Concrete - Platform Pour #7	1	25-Jul-18	25-Jul-18	-285														
Structural Steel		20	13-Jul-18	09-Aug-18	-326														
Masonry		120	25-Apr-18	12-Oct-18	-302														
Mechanical		328	06-Mar-17 A	28-Feb-19	-344														
Electrical		297	10-Jul-17 A	22-May-19	135														
Electrical - Transportation		135	07-Jun-18	18-Dec-18	-293														
Architectual Finishes		271	03-Jan-17 A	28-Mar-19	-357														
Conveyances		176	14-May-18	23-Jan-19	-286														
Stairs		221	27-Mar-18	07-Feb-19	-311														
Startup & Testing		61	13-Feb-19	08-May-19	-371														
No 13-Disp		1587	26-Nov-13 A	28-Jun-19	110														
Moscone - YBM-1255		1571	04-Nov-13 A	28-Jun-19	110														
Preconstruction		15	26-Mar-18	13-Apr-18	-90														
Excavation & Support		503	25-Apr-16 A	06-Aug-18	-194														
Concrete/Shotcrete		281	27-Mar-17 A	24-Dec-18	-290														
Electrical		324	04-Sep-17 A	04-Jan-19	-346														
Concourse Level		179	20-Apr-18	04-Jan-19	-334														
Mezzanine Level		101	15-Jan-18 A	12-Oct-18	-298														
Platform Level		309	04-Sep-17 A	14-Dec-18	-331														
YBM.26.24.1160	YBM_PL 106 - Aux Elect Rm: Install Raceway - Panelboard LCP-1N (Lighting Control)	3	04-Sep-17 A	04-Apr-18	-148														
YBM.26.24.1050	YBM_PL 106 - Aux Elect Rm: Install Raceway - Panelboard 1NHL (Public Lighting)	3	04-Sep-17 A	02-May-18	-174														
YBM.26.24.1090	YBM_PL 106 - Aux Elect Rm: Install Raceway - Panelboard E1NHL	3	04-Sep-17 A	07-May-18	-174														
YBM.26.24.1330	YBM_PL 207 - Aux Elect Rm: Install - Panelboard 1SHL (NB/SB Tunnel Lighting - Future)	2	04-Sep-17 A	13-Jun-18	-204														
YBM.26.24.1390	YBM_PL 207 - Aux Elect Rm: Install Raceway - Panelboard E1SHL	3	04-Sep-17 A	20-Jun-18	-202														
YBM.26.24.1300	YBM_PL 207 - Aux Elect Rm: Install Raceway - Panelboard 1SP1 (Recptacles)	3	11-Sep-17 A	30-Mar-18	-145														
YBM.26.24.1340	YBM_PL 207 - Aux Elect Rm: Install Raceway - Panelboard 1SHP	3	11-Sep-17 A	03-Apr-18	-147														
YBM.26.24.1030	YBM_PL 106 - Aux Elect Rm: Install Raceway - Panelboard 1NP	3	11-Sep-17 A	27-Apr-18	-174														
YBM.26.24.1200	YBM_PL 106 - Aux Elect Rm: Install Raceway - Panelboard E1NP (Receptacles)	3	11-Sep-17 A	01-May-18	-167														
YBM.26.24.1230	YBM_PL 106 - Aux Elect Rm: Install Raceway - Panelboard 1NHP	3	11-Sep-17 A	07-May-18	-226														
YBM.26.24.1120	YBM_PL 207 - Aux Elect Rm: Install Raceway - Panelboard E1SP	3	11-Sep-17 A	10-May-18	-174														
YBM.26.24.1420	YBM_PL 207 - Aux Elect Rm: Install Raceway - Panelboard LCP-1S	3	11-Sep-17 A	22-Jun-18	-204														
YBM.26.24.1350	YBM_PL 207 - Aux Elect Rm: Install Raceway - Panelboard 1SHL	3	08-Jan-18 A	05-Apr-18	-149														
YBM.26.24.1290	YBM_PL 207 - Aux Elect Rm: Install - Panelboard 1SP1	2	26-Mar-18	27-Mar-18	-153														
YBM.26.24.1320	YBM_PL 207 - Aux Elect Rm: Install - Panelboard 1SHP (NB/SB Tunnel Power - Future)	2	28-Mar-18	29-Mar-18	-153														
YBM.26.24.1310	YBM_PL 207 - Aux Elect Rm: Terminations - Panelboard 1SP1	3	02-Apr-18	04-Apr-18	-145														
YBM.34.05.0210	YBM_PL_Install Conduit PB02 to NB Feeder Box To PS01& PS05 (Traction Power)	5	02-Apr-18	06-Apr-18	-185														
YBM.34.05.0240	YBM_PL_Install Conduit NB Positive Feeder Box PS01 to PS04 (Traction Power)	5	02-Apr-18	06-Apr-18	-177														
YBM.34.05.0220	YBM_PL_Install Conduit SB Positive Feeder Box PS02 to PS06 (Traction Power)	5	02-Apr-18	06-Apr-18	-181														
YBM.26.12.0610	YBM_PL 207 - Aux Elect Rm: Install - Transformer T-9 & Disconnect Switch -	2	16-Apr-18	17-Apr-18	-180														
YBM.26.24.1010	YBM_PL 106 - Aux Elect Rm: Install - Panelboard 1NP (Receptacles)	2	23-Apr-18	24-Apr-18	-226														
YBM.26.24.1020	YBM_PL 106 - Aux Elect Rm: Install - Panelboard 1NHL (Public Lighting)	2	25-Apr-18	26-Apr-18	-226														
YBM.26.24.1190	YBM_PL 106 - Aux Elect Rm: Install - Panelboard E1NP (Receptacles)	2	25-Apr-18	26-Apr-18	-224														
YBM.26.24.1040	YBM_PL 106 - Aux Elect Rm: Install - Panelboard E1NHL (NB/SB Tunnel Lighting - Future)	2	27-Apr-18	30-Apr-18	-226														
YBM.26.24.1180	YBM_PL 106 - Aux Elect Rm: Terminations - Panelboard LCP-1N (Lighting Control)	3	30-Apr-18	02-May-18	-165														
YBM.26.24.1070	YBM_PL 207 - Aux Elect Rm: Install - Panelboard E1SP (Recptacles)	2	01-May-18	02-May-18	-171														
YBM.26.24.1220	YBM_PL 106 - Aux Elect Rm: Install - Panelboard 1NHP (NB/SN Tunnel - Future)	2	01-May-18	02-May-18	-226														

Activity ID	Activity Name	Original Duration	Start	Finish	Total Float	2018				2019				2020			2021	
						Q1	Q2	Q3	Q4	Q1	Q2	Q3	Q4	Q1	Q2	Q3	Q4	Q1
YBM.34.05.0200	YBM_PL_Install Conduit PB01 to SB Feeder Boxes PS03 & PS06 (Traction Power)	5	16-May-18	22-May-18	-219													
YBM.26.24.1380	YBM_PL 207 - Aux Elect Rm: Install - Panelboard E1SHL	2	14-Jun-18	15-Jun-18	-204													
YBM.26.24.1410	YBM_PL 207 - Aux Elect Rm: Install - Panelboard LCP-1S	2	18-Jun-18	19-Jun-18	-204													
YBM.26.24.1430	YBM_PL 207 - Aux Elect Rm: Terminations - Panelboard LCP-1S	3	25-Jun-18	27-Jun-18	-204													
YBM.26.24.1060	YBM_PL 106 - Aux Elect Rm: Terminations - Panelboard 1NP	3	28-Jun-18	02-Jul-18	-216													
YBM.26.24.1210	YBM_PL 106 - Aux Elect Rm: Terminations - Panelboard E1NP (Receptacles)	3	06-Jul-18	10-Jul-18	-212													
YBM.26.12.0660	YBM_IV 301-Main Electrical Rm: Install - Transformer T-4 & Disconnect Switch	2	25-Jul-18	26-Jul-18	-368													
YBM.26.24.1110	YBM_PL 106 - Aux Elect Rm: Install -Panelboard LCP-1N (Lighting Control)	2	10-Aug-18	13-Aug-18	-264													
YBM.26.12.0590	YBM_PL 106 - Aux Elect Rm: Install - Transformer T-5 & Disconnect Switch	2	14-Aug-18	15-Aug-18	-264													
YBM.26.24.1400	YBM_PL 207 - Aux Elect Rm: Terminations - Panelboard E1SHL	3	14-Aug-18	16-Aug-18	-239													
YBM.26.12.0630	YBM_PL 207 - Aux Elect Rm: Terminations - Transformer T-9 & Disconnect Switch	1	20-Aug-18	20-Aug-18	-266													
YBM.26.24.1100	YBM_PL 106 - Aux Elect Rm: Terminations - Panelboard 1NHL	3	22-Aug-18	24-Aug-18	-251													
YBM.26.24.1130	YBM_PL 106 - Aux Elect Rm: Terminations - Panelboard E1NHL	3	27-Aug-18	29-Aug-18	-251													
YBM.26.24.1150	YBM_PL 207 - Aux Elect Rm: Terminations - Panelboard E1SP	3	30-Aug-18	04-Sep-18	-251													
YBM.26.24.1360	YBM_PL 207 - Aux Elect Rm: Terminations - Panelboard 1SHP	3	31-Aug-18	05-Sep-18	-252													
YBM.26.24.1370	YBM_PL 207 - Aux Elect Rm: Terminations - Panelboard 1SHL	3	31-Aug-18	05-Sep-18	-252													
YBM.26.24.1240	YBM_PL 106 - Aux Elect Rm: Terminations - Panelboard 1NHP	3	31-Aug-18	05-Sep-18	-252													
YBM.34.22.0320	YBM_PL 001_Terminate NB Cable Positive Feeder Box PS05 (From PB-02)	2	26-Sep-18	27-Sep-18	-294													
YBM.34.22.0300	YBM_PL 001_Terminate SB Cable - Positive Feeder Box PS06 (From PB-01)	2	28-Sep-18	01-Oct-18	-296													
YBM.26.24.1570	YBM_PL 106 - Energize Aux Elect Rm Panelboards	1	01-Oct-18	01-Oct-18	-269													
YBM.26.11.0961	YBM_PL 207 - Aux Elect Rm: Energize Panelboards	1	01-Oct-18	01-Oct-18	-269													
YBM.34.22.0280	YBM_PL 001_Terminate SB Cable - Positive Feeder Box PS02 to PS06	2	02-Oct-18	03-Oct-18	-298													
YBM.34.22.0310	YBM_PL 001_Terminate NB Cable - Positive Feeder Box PS01 (From PB-02)	2	04-Oct-18	05-Oct-18	-300													
YBM.34.22.0290	YBM_PL 001_Terminate NB Cable - Positive Feeder Box PS01 to PS04	2	08-Oct-18	09-Oct-18	-302													
YBM.34.22.0250	YBM_PL 001_Terminate SB Cable - Positive Feeder Box PS03 (From PB-01)	2	13-Dec-18	14-Dec-18	-348													
Under Platform Level		197	26-Mar-18	03-Jan-19	-333													
Electrical - Transportation		192	26-Mar-18	18-Dec-18	-333													
Conveyances		178	10-Jan-18 A	26-Oct-18	-288													
Startup & Testing		61	13-Feb-19	08-May-19	-361													
No 13-Disp		1571	04-Nov-13 A	28-Jun-19	110													
Surface,Track,Systems - STS-1256		1403	09-Jan-14 A	28-Jun-19	110													
Preconstruction		15	26-Mar-18	13-Apr-18	-90													
Concrete/Shotcrete		162	18-Dec-17 A	04-Sep-18	-234													
Tunnel Concrete		208	22-Jan-18 A	14-Jan-19	-293													
Structural Steel		15	14-Aug-18	04-Sep-18	-361													
Electrical		174	29-May-18	04-Feb-19	-324													
Electrical - Transportation		37	16-Aug-18	05-Oct-18	-325													
Trackwork		352	20-Jun-17 A	03-Jan-19	-298													
Platform Level		352	20-Jun-17 A	03-Jan-19	-298													
STS.32.13.960	STS_R/F/P Phase 2 4th Street 2" A/C Wearing Surface - At Brannan St Intersection	1	20-Jun-17 A	21-Jun-18	-154													
STS.32.13.1500	STS_Prepare Phase 1 4th Street Subgrade - At Bryant St Intersection	5	17-Aug-17 A	27-Apr-18	-348													
STS.32.13.1510	STS_R/F/P Phase 1 4th Street Curbs & Gutters - At Bryant St Intersection	5	18-Aug-17 A	04-May-18	-348													
STS.32.13.1540	STS_R/F/P Phase 1 4th Street Sidewalks - At Bryant St Intersection	5	22-Aug-17 A	27-Apr-18	-125													
STS.32.13.1520	STS_R/F/P Phase 1 4th Street 12" Base Slab - At Bryant St Intersection	5	23-Aug-17 A	11-May-18	-348													
STS.34.11.130	Install NB Tunnel Trackwork - Moscone to Union Square (1,950 TF)	25	11-Sep-17 A	30-Mar-18	-365													
STS.34.11.120	Install SB Tunnel Trackwork - Moscone to Union Square (1,950 TF)	25	18-Sep-17 A	30-Mar-18	-365													
STS.34.11.0340	STS_ F/R/P Trackway Curb - Bluxome St To Brannan	5	29-Nov-17 A	19-Jul-18	-330													
STS.34.11.0440	STS_ F/R/P Trackway Slab - Bluxome St To Brannan	10	14-Dec-17 A	09-Aug-18	-355													
STS.34.11.0430	STS_ F/R/P Trackway Slab - Townsend St To Bluxome St	10	18-Dec-17 A	26-Jul-18	-355													
STS.32.13.1300	STS_Prepare Phase 1 4th Street Subgrade - At Brannan St Intersection	5	20-Jan-18 A	20-Apr-18	-348													
STS.32.13.1310	STS_R/F/P Phase 1 4th Street Curbs & Gutters - At Brannan St Intersection	5	20-Jan-18 A	20-Apr-18	-343													

Activity ID	Activity Name	Original Duration	Start	Finish	Total Float	2018				2019				2020				2021	
						Q1	Q2	Q3	Q4	Q1	Q2	Q3	Q4	Q1	Q2	Q3	Q4	Q1	Q2
STS.32.13.1320	STS_R/F/P Phase 1 4th Street 12" Base Slab - At Brannan St Intersection	5	20-Jan-18 A	20-Apr-18	-338														
STS.32.13.1340	STS_R/F/P Phase 1 4th Street Sidewalks - At Brannan St Intersection	5	21-Jan-18 A	20-Apr-18	-125														
STS.32.13.1330	STS_R/F/P Phase 1 4th Street 2" A/C Wearing Surface - At Brannan St Intersection	1	22-Jan-18 A	14-May-18	-129														
STS.34.11.110	Install SB Trackwork - Thru Union Square Station (410 TF)	3	17-Apr-18	19-Apr-18	-376														
STS.34.11.125	Install NB Trackwork - Thru Union Square Station (410 TF)	3	17-Apr-18	19-Apr-18	-376														
STS.34.11.105	Install SB Tunnel Trackwork - Union Square to Chinatown (2,422 TF)	30	20-Apr-18	01-Jun-18	-376														
STS.32.13.730	STS_Prepare Phase 2 4th Street Subgrade - At Bryant St Intersection	5	23-May-18	30-May-18	-350														
STS.32.13.1090	STS_R/F/P Phase 2 4th Street Sidewalks - At Bryant St Intersection	5	23-May-18	30-May-18	-137														
STS.32.13.1530	STS_R/F/P Phase 1 4th Street 2" A/C Wearing Surface - At Bryant St Intersection	1	29-May-18	29-May-18	-138														
STS.32.13.820	STS_R/F/P Phase 2 4th Street Curbs & Gutters - At Bryant St Intersection	5	31-May-18	06-Jun-18	-350														
STS.32.13.910	STS_R/F/P Phase 2 4th Street 12" Base Slab - At Bryant St Intersection	10	07-Jun-18	20-Jun-18	-350														
STS.32.13.1000	STS_R/F/P Phase 2 4th Street 2" A/C Wearing Surface - At Bryant St Intersection	1	22-Jun-18	22-Jun-18	-154														
STS.34.11.0260	STS_Prepare Trackway Subgrade - Through Brannan St Intersection	5	28-Jun-18	05-Jul-18	-355														
STS.34.11.0295	STS_Prepare Trackway Subgrade - Through Bryant St Intersection	5	06-Jul-18	12-Jul-18	-355														
STS.34.11.0350	STS_F/R/P Trackway Curb - Through Brannan St Intersection	5	20-Jul-18	26-Jul-18	-330														
STS.34.11.0360	STS_F/R/P Trackway Curb - Brannan St Intersection To Freelon St	5	27-Jul-18	02-Aug-18	-330														
STS.34.11.0370	STS_F/R/P Trackway Curb - Through Freelon St Intersection	5	03-Aug-18	09-Aug-18	-330														
STS.34.11.0450	STS_F/R/P Trackway Slab - Through Brannan St Intersection	5	10-Aug-18	16-Aug-18	-355														
STS.34.11.0390	STS_F/R/P Trackway Curb - Through Bryant St Intersection	5	10-Aug-18	16-Aug-18	-330														
STS.34.11.0460	STS_F/R/P Trackway Slab - Brannan St Intersection To Freelon St	10	17-Aug-18	30-Aug-18	-355														
STS.34.11.0470	STS_F/R/P Trackway Slab - Through Freelon St Intersection	5	31-Aug-18	07-Sep-18	-355														
STS.34.11.185	Install NB Trackwork & Crossover - Thru Chinatown Station (539 TF)	20	31-Aug-18	28-Sep-18	-353														
STS.34.11.170	Install SB Trackwork & Crossover - Thru Chinatown Station (539TF)	20	05-Sep-18	02-Oct-18	-322														
STS.34.11.0475	STS_F/R/P Trackway Slab - Freelon St To Bryant St	10	10-Sep-18	21-Sep-18	-355														
STS.34.11.0480	STS_F/R/P Trackway Slab - Through Bryant St Intersection	5	24-Sep-18	28-Sep-18	-355														
STS.34.11.175	Install NB Trackwork - Chinatown Station to North Limit (339 TF)	5	01-Oct-18	05-Oct-18	-353														
STS.34.11.0530	STS_Install: Trackwork - Through Brannan St Intersection	5	01-Oct-18	05-Oct-18	-355														
STS.34.11.160	Install SB Trackwork - Chinatown Station to North Limit (339 TF)	5	03-Oct-18	09-Oct-18	-317														
STS.34.11.0540	STS_Install: Trackwork - Brannan St Intersection To Freelon St	5	08-Oct-18	12-Oct-18	-355														
STS.34.11.0550	STS_Install: Trackwork - Through Freelon St Intersection	5	15-Oct-18	19-Oct-18	-355														
STS.34.11.0560	STS_Install: Trackwork - Freelon St To Bryant St	5	22-Oct-18	26-Oct-18	-355														
STS.34.11.0570	STS_Install: Trackwork - Through Bryant St Intersection	5	29-Oct-18	02-Nov-18	-355														
STS.34.11.0575	STS_F/R/P Trackway Pavement - King To Townsend St	5	05-Nov-18	09-Nov-18	-355														
STS.34.11.0590	STS_F/R/P Trackway Pavement - Townsend St To Bluxome St	5	12-Nov-18	16-Nov-18	-355														
STS.34.11.0600	STS_F/R/P Trackway Pavement - Bluxome St To Brannan	5	19-Nov-18	27-Nov-18	-355														
STS.34.11.0610	STS_F/R/P Trackway Pavement - Through Brannan St Intersection	5	28-Nov-18	04-Dec-18	-355														
STS.34.11.0620	STS_F/R/P Trackway Pavement - Brannan St Intersection To Freelon St	5	05-Dec-18	11-Dec-18	-355														
STS.34.11.0630	STS_F/R/P Trackway Pavement - Through Freelon St Intersection	5	12-Dec-18	18-Dec-18	-355														
STS.34.11.0640	STS_F/R/P Trackway Pavement - Freelon St To Bryant St	5	19-Dec-18	26-Dec-18	-355														
STS.34.11.0650	STS_F/R/P Trackway Pavement - Through Bryant St Intersection	5	27-Dec-18	03-Jan-19	-355														
No 13-Disp		1403	09-Jan-14 A	28-Jun-19	110														
Advanced Train Control - ATCS-1266 (Assigned)		1198	06-Apr-15 A	13-Sep-19	-340														
No 13-Contract		90	26-Mar-18	23-Jun-18	18														
Unallocated Contingency		433	26-Mar-18	12-Dec-19	-243														

Appendix C

PROJECT SCOPE AND FUNDING OVERVIEW

Project Overview

The Central Subway Project will construct a modern, efficient light-rail line that will improve public transit in San Francisco. This new 1.7-mile extension of Muni's T Third Line will provide direct connections to major retail, sporting and cultural venues while efficiently transporting people to jobs, educational opportunities and other amenities throughout the city.

The Central Subway Project is Phase 2 of the San Francisco Municipal Transportation Agency's (SFMTA) Third Street Light Rail Transit Project. Phase 1 of the project constructed a 5.1-mile light-rail line along the densely populated 3rd Street corridor. It began revenue service in April 2007, restoring light-rail service to a high transit-ridership area of San Francisco for the first time in 50 years.

The Central Subway Project will extend the T Third Line from the 4th Street Caltrain Station to Chinatown, providing a direct, rapid transit link from the Bayshore and Mission Bay areas to SoMa, Union Square and downtown.

Four new stations will be built along the 1.7-mile project alignment—an above-ground station at 4th and Brannan streets and three underground stations at Moscone Center, Union Square and Chinatown.

The Central Subway will run through the burgeoning technology and digital-media hub in SoMa, where dozens of companies have taken up residence along the 4th Street corridor. Increased



Project Overview - continued

transit options will attract new employers – the Central Subway makes travel more convenient throughout the corridor and improves connections to downtown, local and regional rail and the Muni bus system.

The Central Subway Project will contribute to San Francisco’s economic competitiveness and help secure the city’s status of a regional, national and global hub. It will provide a pollution-free transit option that will reduce the environmental impact of transportation in the city, save natural resources, reduce traffic congestion and improve public transit for thousands of San Franciscans.

Funding Overview

The Central Subway Project is funded by the federal government, the State of California, the Metropolitan Transportation Commission, the San Francisco County Transportation Authority (SFCTA) and the City and County of San Francisco.

The majority of funding for the Central Subway Project is expected to be provided by the Federal Transit Administration’s (FTA) New Starts program, with a total commitment over the life of the project of \$942.2 million. To date, \$41 million in Department of Transportation Congestion Mitigation and Air Quality Improvement Program funds have been committed and expended.

With the addition in the December 2013 MPR of work to relocate the retrieval site for two tunnel boring machines (TBMs), the SFMTA’s baseline budget for the Central Subway Project is \$1.588 billion. In total, about half of the Third Street Light Rail Transit Project’s funding is from federal sources, with the remaining half from state and local sources. This is in line with the expectations of the FTA for New Starts-financed programs.

The table below summarizes the local, state and federal fund sources for both phases of the T Third Line including with the addition of the retrieval shaft to the Phase 2 totals.

	T Third (Phase 1)	Central Subway (Phase 2 + Retrieval Shaft Relocation)	Total (Phase 1 + Phase 2 + Retrieval Shaft Relocation)	Percentage of Total
Federal	\$123.380	\$983.225	\$1,106.605	49.5%
State	\$160.700	\$471.100	\$631.800	28.2%
Local	\$364.380	\$133.675	\$498.055	22.3%
Total	\$648.460	\$1,588.000	\$2,236.460	100.0%

All amounts in millions of dollars

The six charts that follow summarize use of fund sources by phase and with the addition of the retrieval shaft relocation additional budget and funding:

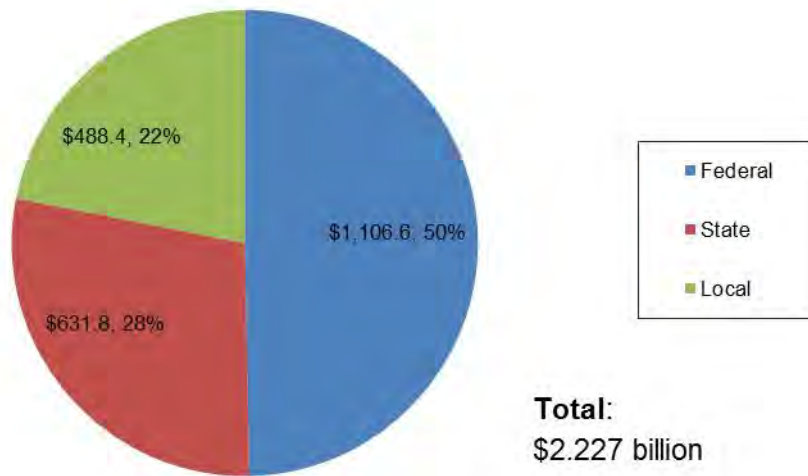
- Phase 1 + Phase 2 of the T Third Line federal, state and local funding percentages previous to the addition of the retrieval shaft relocation budget and funding in December 2013.

Funding Overview - continued

- Phase 2 Central Subway Project only total funding source percentages previous to the addition of the retrieval shaft relocation budget and funding.
- Phase 2 Central Subway Project only detail of the six State and Local funding sources previous to the addition of the retrieval shaft relocation.
- The next three charts that follow are the above three data sets above with the retrieval shaft relocation budget and funding added to the overall presentation.

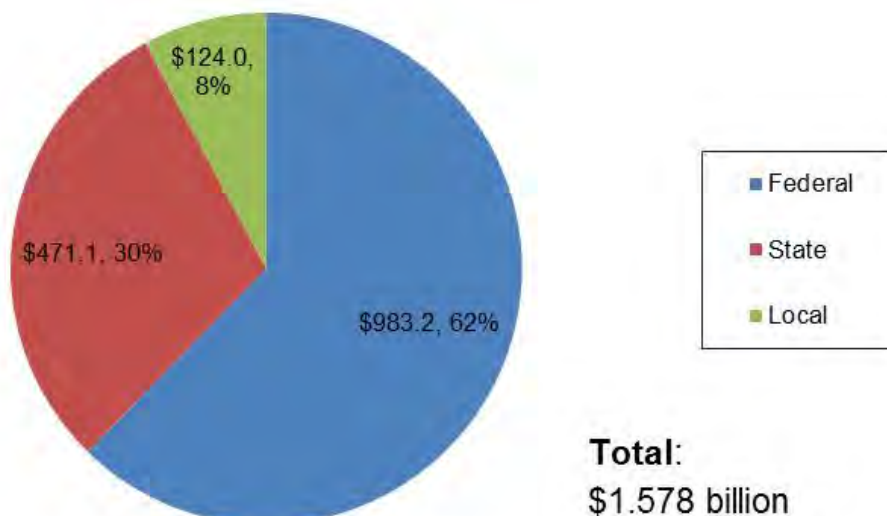
Third Street Light Rail Transit Project Funding

Phase 1 + Phase 2
(\$ in millions)



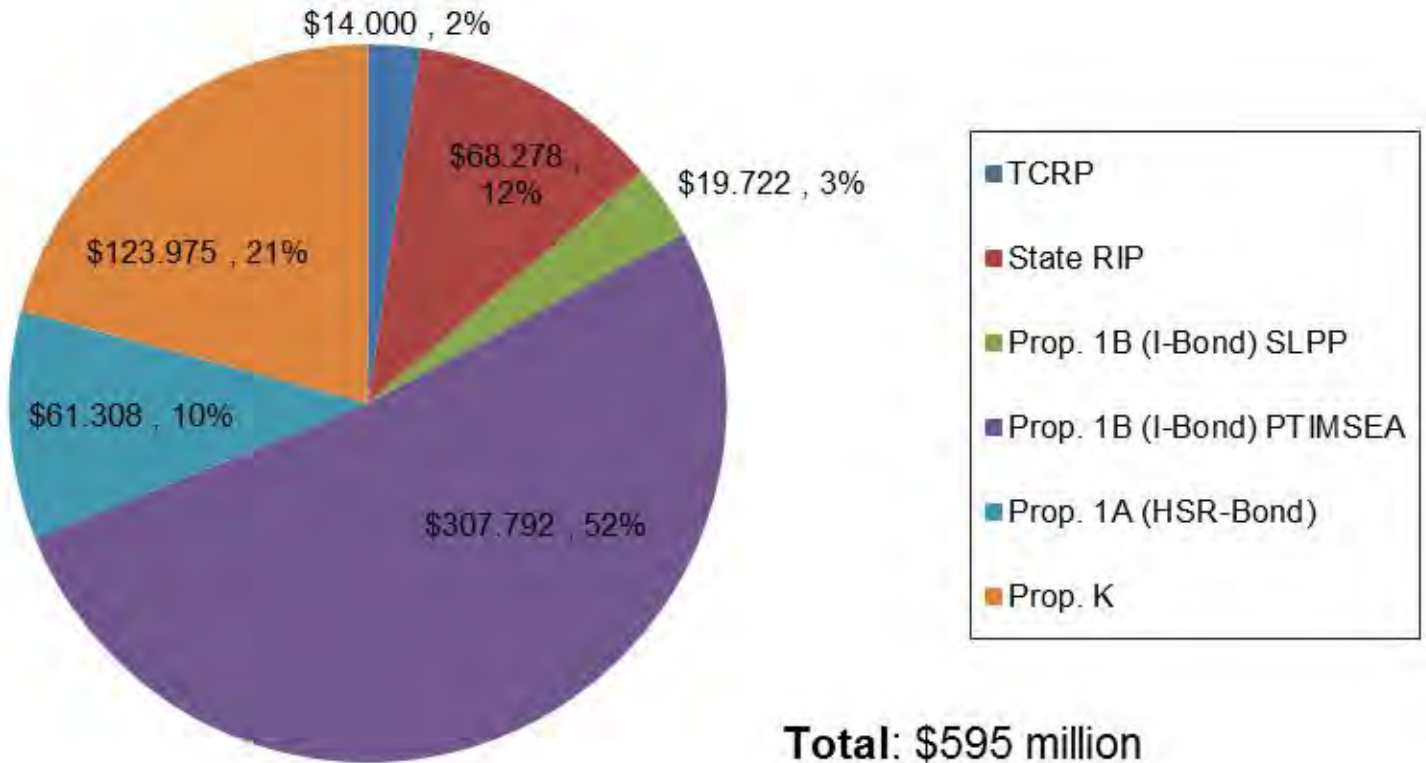
Central Subway Project Funding

Phase 2
(\$ in millions)



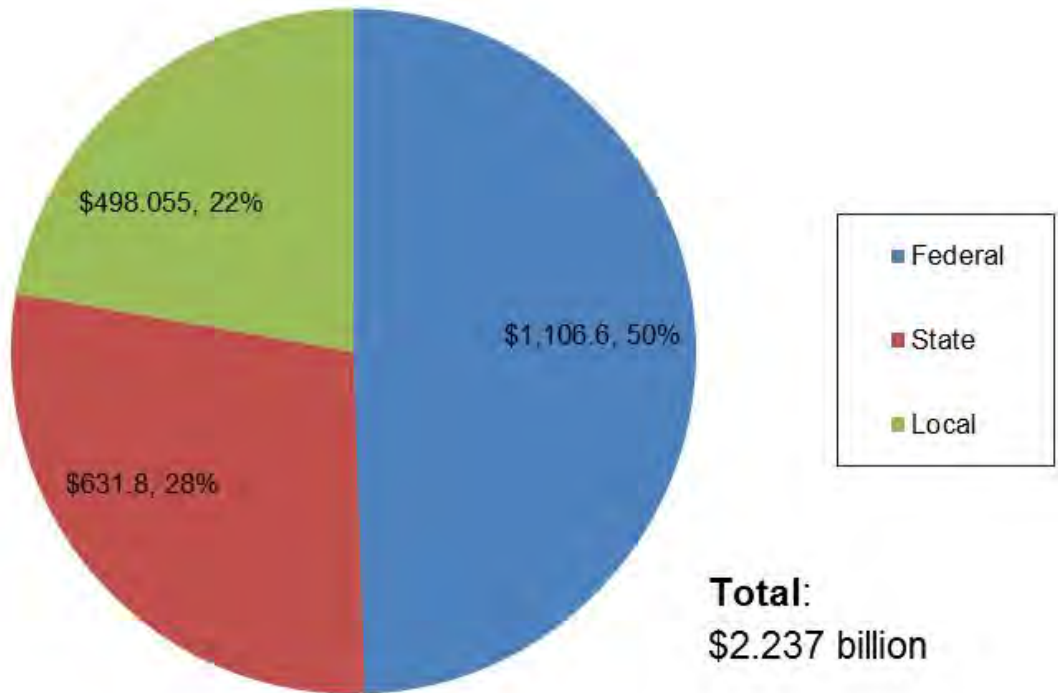
State and Local Funding

Phase 2
(\$ in millions)



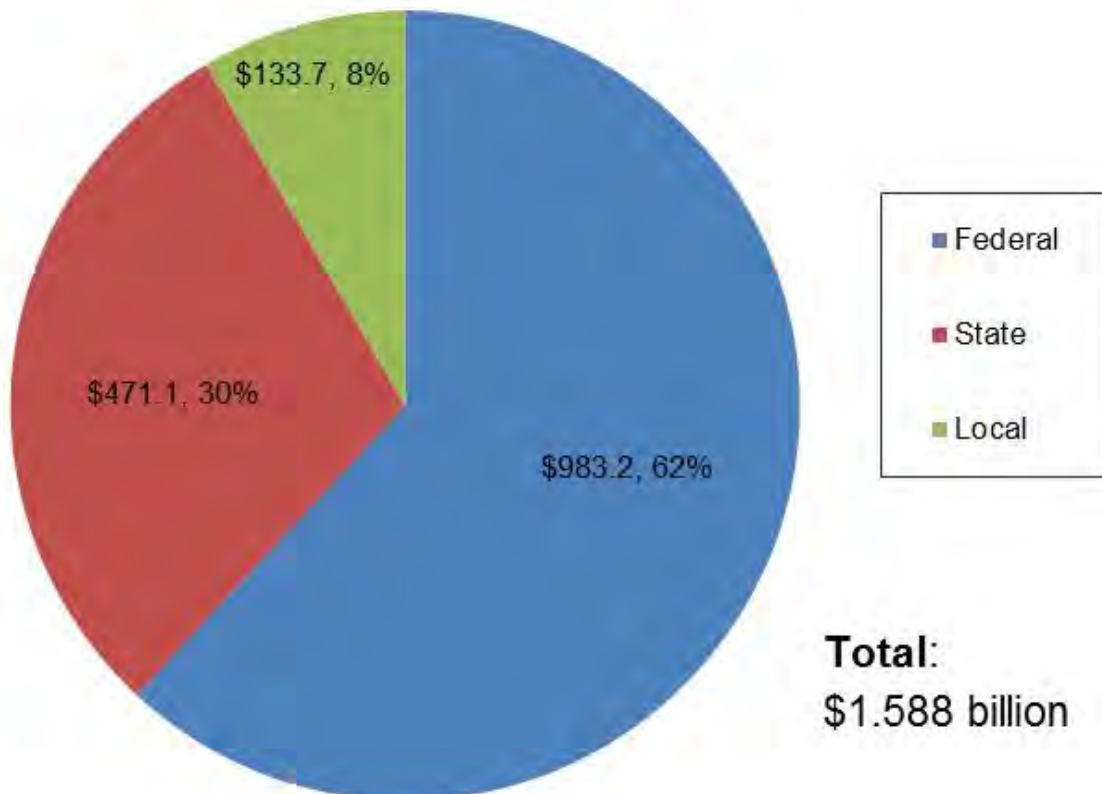
Third Street Light Rail Transit Project Funding

Phase 1 + Phase 2 + Retrieval Shaft Relocation
(\$ in millions)

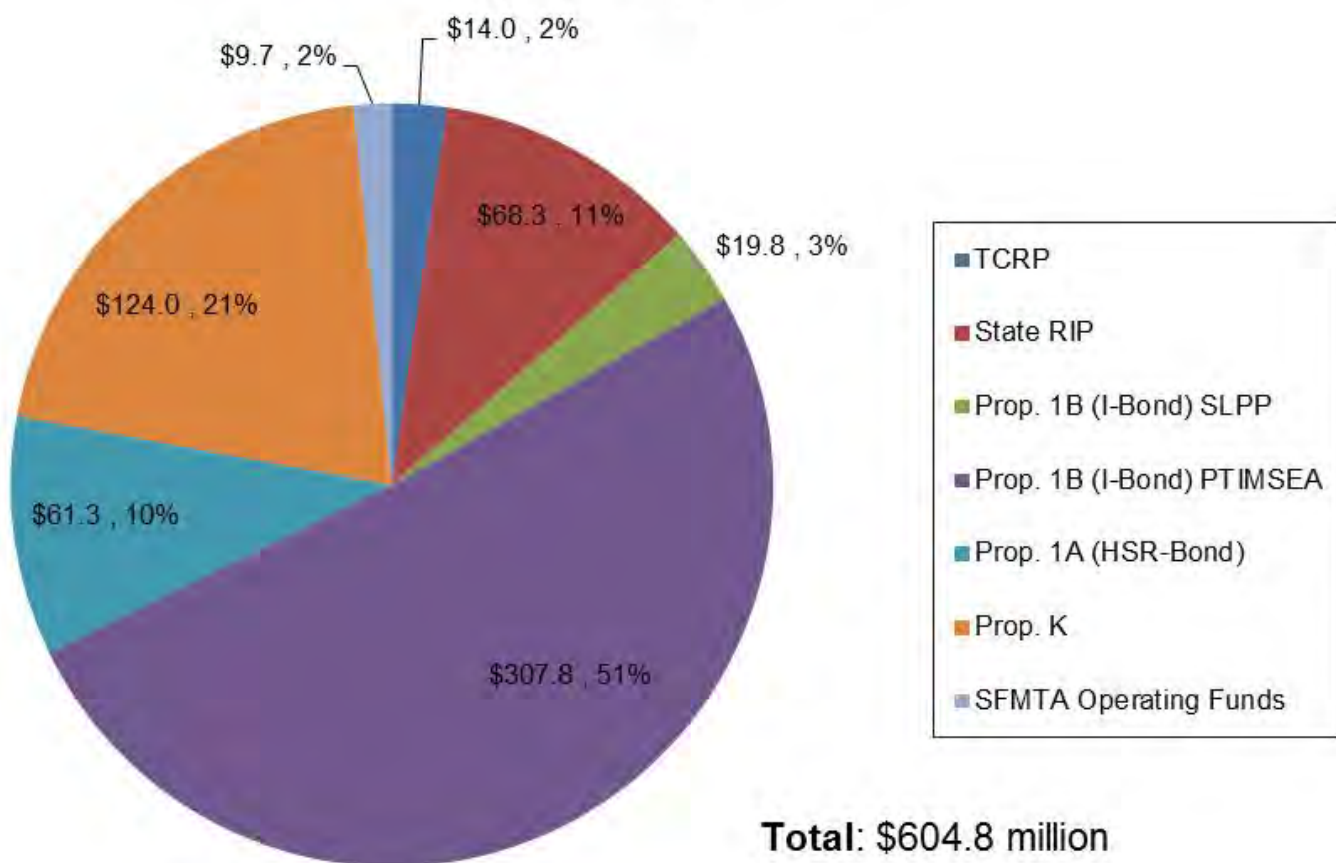


Central Subway Project Funding

Phase 2 + Retrieval Shaft Relocation
(\$ in millions)



State and Local Funding Phase 2 + Retrieval Shaft Relocation (\$ in millions)



Appendix D

COMPLETED CONTRACTS

Moscone Station and Portal Utility Relocation

Contract 1250

Contractor: Synergy Project Management, Inc.

Budget/Expenditures

Category	Amount
Original Budget	\$11,227,316
Expenditures Final	\$11,968,150
Utility Reimbursements	(\$2,275,419)
Final Program Cost	\$9,692,731
Budget Impact (Underrun)	(\$1,534,585)

Contract Details

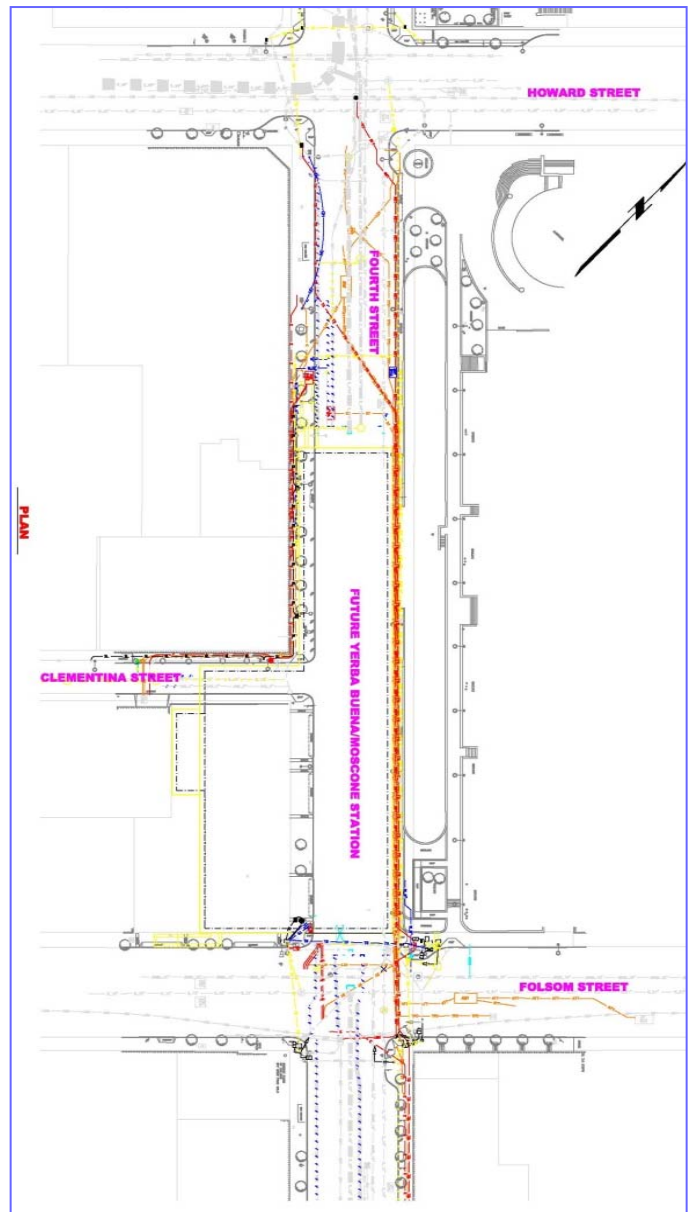
Contract Awarded:	November 17, 2009
Notice to Proceed:	January 4, 2010
Substantial Completion:	June 23, 2011
Contract Award Value:	\$ 9,273,939
Modifications Final :	\$ 2,694,211
Final Contract Value:	\$11,968,150

Status

- Work complete
- Project closeout administration and documentation
- Final Completion Date: June 23, 2011

Description

This project relocates utilities within the footprint of the proposed Yerba Buena/Moscone Station and the 4th Street Portal where the tunnel boring machines will descend underground. Also included is installation of building protections and monitoring of buildings adjacent to utility trenches.



Union Square/Market Street Station Utility Relocation

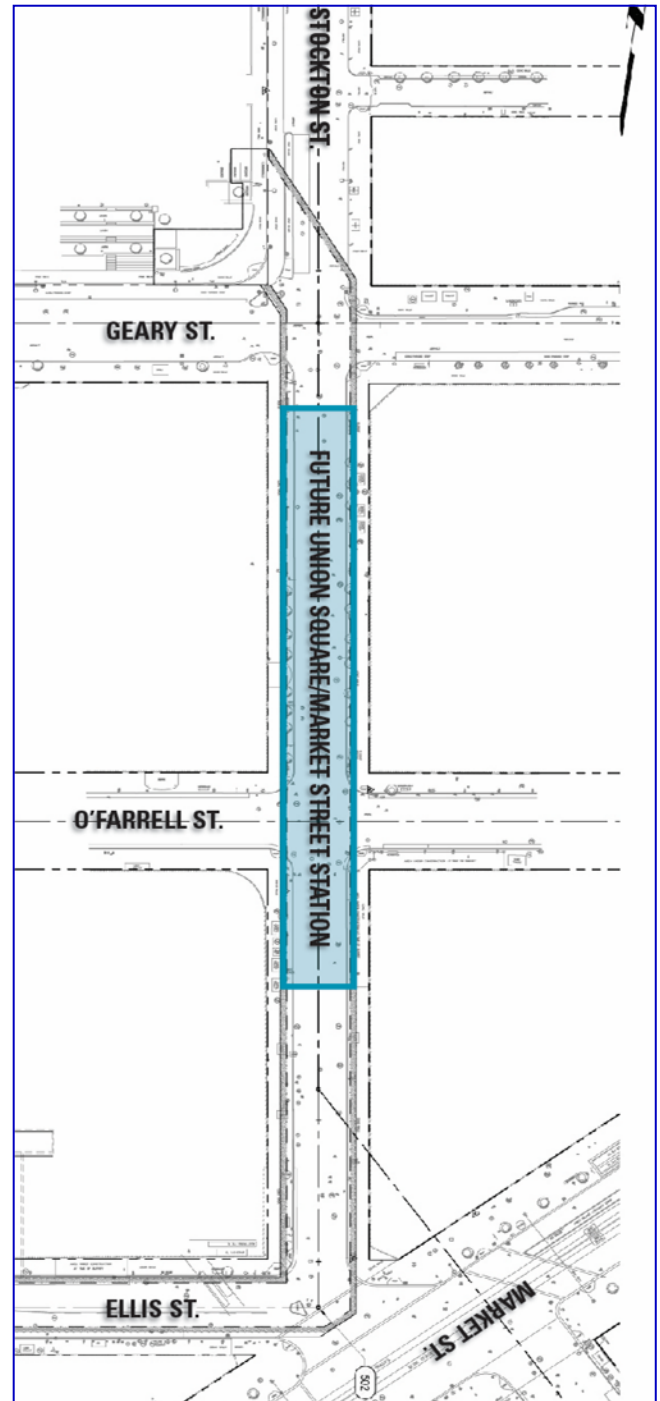
Contract 1251

Contractor: Synergy Project Management, Inc.

Budget/Expenditures	
Category	Amount
Original Budget	\$22,199,847
Expenditures Final	\$20,699,081
Utility Reimbursements	(7,413,510)
Final Program Costs	\$13,176,169
Budget Impact (Underrun)	(\$9,023,678)

Description

This project relocates utilities for the Union Square/Market Street Station and temporarily reroutes existing trolley coach lines around the construction.



Contract Details	
Contract Awarded:	December 7, 2010
Notice to Proceed:	January 12, 2011
Substantial Completion:	August 16, 2012
Contract Award Value:	\$16,832,550
Modifications Final:	\$3,836,531
Final Contract Value:	\$20,669,081

Status

- Final completion on October 15, 2012
- Completed punch list work
- Project Final Acceptance on November 15, 2013
- Completed final construction contract administrative closeout in June 2017

Central Subway Pagoda Palace Demolition

Contract 1277 Contractor: MH Construction

Work Description

Demolish and clear the former Pagoda Theater for use the site to recover the tunnel boring machines when tunnels are completed in 2015. Locate and supply contractor facilities and installations. Obtain permits and approvals and coordinate work with City agencies and utility companies. Furnish and install signs and distribute notices to the local community prior to commencing with construction, cleanup and remove of debris from the site.

- Contract funded by SFMTA Operating funds
- Work was substantially completed September 24, 2013
- Completed administrative closeout in June 2016

Budget/Expenditures	
Category	Amount
Current Budget	\$648,976
Expenditures to Date	\$648,976

Contract Details	
Contract Awarded:	June 12, 2013
Notice to Proceed:	July 15, 2013
Substantial Completion:	Sept. 24, 2013
Contract Award Value:	\$498,995
Modifications to Date:	\$149,981
Current Contract Value:	\$648,976



Central Subway Tunneling

Contract 1252 Contractor: Barnard Impregilo Healy Joint Venture

Description of Work

1.5-mile twin bore tunnels from Hwy I-80 to North Beach using two tunnel boring machines (TBMs). Contractor procurement and installation of the TBMs; construction of the TBM launch box and retrieval shaft excavation support; Yerba Buena/Moscone Station and Union Square/Market Street Station end walls; tunnel excavation and installation of precast segmental lining, the 4th Street portal transition to the surface and cross passages. Throughout, settlement monitoring and protection of existing utilities, buildings and BART tunnels.

Status

- Final Completion Date: May 15, 2015
- Administrative closeout in progress

Budget/Expenditures	
Category	Amount
Current Budget	\$235,913,500
Other Project Budget	\$5,150,000
Other Offset Credits	\$1,312,101
Expenditures to Date	\$233,589,322

Contract Details	
Contract Awarded:	June 28, 2011
Notice to Proceed 1:	January 27, 2012
Notice to Proceed 2:	March 14, 2012
Partial NTP 3:	April 12, 2012
Notice to Proceed 3:	October 15, 2012
Substantial Completion:	April 13, 2015
Contract Award Value:	\$233,584,015
Modifications to Date:	\$7,825,155
Current Contract Value:	\$241,409,170



Appendix E

SBE PARTICIPATION

Quarterly Report

Current Report: January 2018 – March 2018

PROGRAM SUPPORT CONTRACTS – SBE PARTICIPATION

Appendix E presents the Central Subway Program Small Business Enterprise or SBE goals and the actual SBE participation achieved to date – as of March 31, 2018.¹

CS Program SBE Summary Table for Professional Services and Construction Contracts

The summary compares the dollar value of the Base Contracts, the SBE Contract Goals, the percent and dollar value expended to date and the SBE actual participation to date.

Appendix E - Monthly Progress Report - Reported Quarterly in 2018
CS Program SBE Summary Table for Professional Services and Construction Contracts

Contract No.	Contractor	Services/Segment	A	B	C	D	E	F	G	
			Contract Amount	SFMTA SBE Contract Goal	Contract Expenditure to Date (Est.)	SBE Actual to Date	SBE Contract \$s = A * B	SBE Amount to Date = C * D	Contractor's SBE Goal (in Bid)	
A Project Professional Services Contracts			millions		millions		millions	millions		
1	149	CS Partnership	Project Management	\$85.14	30%	\$67.01	32.4%	\$25.54	\$21.70	31.4%
2	156	Hill International	Project Controls Task 1	\$17.11	26%	\$9.94	30.0%	\$4.45	\$2.98	26.0%
3	155-1	PB Telemon	Tunnels Design	\$7.94	30%	\$7.90	30.2%	\$2.38	\$2.39	31.6%
4	155-2	CS Design Group	Stations Design	\$37.05	30%	\$40.73	31.6%	\$11.12	\$12.87	36.4%
5	155-3	HNTB, Inc.- B&C	Systems, Track & Surface Station Design	\$17.23	30%	\$14.99	25.1%	\$5.17	\$3.76	30.0%
Subtotal Professional Services				\$164.48		\$140.58		\$48.66	\$43.70	
B Project Construction Contracts			millions		millions		millions	millions		
1	1250	Synergy Inc	Utility Relocation 1	\$11.97	20%	\$11.97	97.2%	\$2.39	\$11.63	96.4%
2	1251	Synergy Inc	Utility Relocation 2	\$20.79	20%	\$20.79	87.4%	\$4.16	\$18.18	94.9%
3	1252	BIH	Tunnels and Portal - in Construction	\$241.29	6%	\$233.59	5.8%	\$14.48	\$13.51	6.1%
4	1277	MH Construction	Pagoda Demolition	\$0.65	100%	\$0.65	100.0%	\$0.65	\$0.65	100.0%
5	1300	Tutor-Perini	Stations/Track/Systems - in Construction	\$47.40	20%	\$600.80	20.7%	\$169.48	\$124.49	25.5%
Subtotal Construction Contracts				\$1,122.11		\$867.80		\$191.16	\$168.45	
Contract	Contractor	Services/Segment	Base Contract	SFMTA Goal	Expenditures	SBE Actual	= A * B	= C * D	Bid Goal	
			A	B	C	D	E	F	G	

SBE Summary Table Notes and Sources:

- a) Column A is the base contract amount awarded. Column B is the Agency SBE goal percent for each contract awarded.
 The SFMTA SBE Contract Goals are also on the Central Subway web site under the listing of on-going contracts – see “**Closed and Awarded Contracts**” at this link:
<http://centralsubwaysf.com/content/closed-and-awarded-contracts>
- b) Column C shows each contract’s current amount expended to date (estimated) including accruals. Column D is the actual SBE percent level of each contract based on payments to date.
 Column E is the expected SBE dollar amount when the contract amount is completed and the SFMTA SBE goal achieved using this calculation: Columns A * B = Column E, the SBE Expected \$ Amount.
 Column F is the actual SBE dollar amount out of the total contract expenditure to date:

¹ An SBE is a for-profit, small business concern with a three (3) year average gross revenue not exceeding \$14 million or \$12 million, depending on the scope of work to be performed, that is certified under any of the following programs: the State of California’s Small Business Program with the Department of General Services (“State Program”), the City and County of San Francisco’s LBE Program (“City Program”), or the California Unified Certification Program (“Federal DBE program”).

Columns C * D = Column F, the SBE Expended \$ Amount.

The source of the SBE Actual percent to date and dollar amounts are Progress Payment Applications and Contractor's monthly submittals that may include the current estimated accruals. The BIH SBE percent is from the contractor's progress payment #40, Form 6.

- c) Column G, the Contractor's SBE Goal in the submitted bid, is background information that is not calculated in the table. The table source of the Contractor's SBE Goals is from the SFMTA Contract Compliance Office. A Contractor's SBE goal in the bid is one source used by SFMTA Contract Compliance to assess and propose the Agency's SBE goal for a contract.
- d) The three construction contracts shown in **bold type, 1250, 1251 and 1277**, with gray background, are completed contracts. Little to no changes will be shown in future reports.
- e) The SBE Hill International Actual to Date SBE participation is 30.0% for the overall SFMTA contract. The Hill International data is for the Central Subway Task 1 portion of the Hill International contract to provide SFMTA Project Controls services and systems.
- f) The SBE SFMTA goal for Contract 1300 Tutor-Perini is 20% SBE with a provision of 50% for trucking.

The 1300 Tutor-Perini SBE percent Actual is based on the SBE data provided in Progress Payment #51, March 2018, SFMTA SBE FORM No. 6.

- g) The SBE SFMTA goal for Contract 1277 MH Construction was based on an SBE set-aside.

SBE Participation Details

The two tables that follow present the Central Subway's professional services and construction contract amounts, expenditures and SBE levels with additional details.

Active Professional Services Contracts - SBE Participation Details

As of: 3/31/2018

Contract:	Project Management and Construction management	
Contract No.	CS-149 Central Subway Partnership*	
Status:	On-going	
	Base Contract Value	\$85,139,092
	Approved Change Orders	-0-
	Current Contract Value	\$85,139,092
	Expended to Date (est.)	\$67,013,727
	% Expended	78.7%
	SBE SFMTA Goal	30.0%
	SBE Participation	32.4%

Contract:	Project Controls Cost and Schedule Support	
Contract No.	CS 156 Hill International Task 1*	
Status:	On-going	
	Base Contract Value	\$17,112,873
	Approved Change Orders	-0-
	Current Contract Value	\$17,112,873
	Expended to Date (est.)	\$9,944,599
	% Expended	58.1%
	SBE SFMTA Goal	26.0%
	SBE Participation	29.5%

Contract:	Design Package 1 for CNs 1250, 1251 and 1252 Tunnels	
Contract No.	CS-155-1 PB / Telemon*	
Status:	Design is completed. Construction support ongoing	
	Base Contract Value	\$5,795,000
	Approved Change Orders (7)	\$2,145,159
	Current Contract Value	\$7,940,159
	Expended to Date (est.)	\$7,904,713
	% Expended	99.6%
	SBE SFMTA Goal	30.0%
	SBE Participation	30.2%

Contract:	Design Package 2 for 1253 UMS, 1254 CTS, 1255 YBM Stations.	
Contract No.	CS-155-2 Central Subway Design Group*	
Status:	Design is completed. Construction support ongoing	
	Base Contract Value	\$39,949,948
	Approved Change Orders (1)	\$1,626,722
	Current Contract Value	\$41,576,670
	Expended to Date (est.)	\$40,730,275
	% Expended	98.0%
	SBE SFMTA Goal	30.0%
	SBE Participation	31.6%

Contract:	DP 3 Systems, Track work, Surface station.	
Contract No.	CS-155-3 HNTB-B&C*	
Status:	Design is completed. Construction support ongoing	
	Base Contract Value	\$16,864,250
	Approved Change Orders (5)	\$368,002
	Current Contract Value	\$17,232,252
	Expended to Date (est.)	\$14,990,741
	% Expended	87.0%
	SBE SFMTA Goal	30.0%
	SBE Participation	25.1%

* denote accrual

Active and Completed Construction Contracts - SBE Participation Details

<i>Data as of:</i>		3/31/2018
Contract:	Synergy Inc Utility Relocation 1 YBM & Launch Box	
Contract No.	1250	
Status:	Contract is completed and closed out	
	Base Contract Value	\$9,273,939
	Approved Change Orders	\$2,694,211
	Final Contract Value	\$11,968,150
	% Expended	100%
	SBE SFMTA Goal	20%
	SBE Participation To Date	97.2%
Contract:	Synergy Inc Utility Relocation 2 UMS	
Contract No.	1251	
Status:	Contract is completed and closed out	
	Base Contract Value	\$16,832,550
	Approved Change Orders	3,836,531
	Final Contract Value	\$20,699,081
	% Expended	100%
	SBE SFMTA Goal	20.0%
	SBE Participation To Date	87.4%
Contract:	Pagoda Palace Demolition / MH Construction	
Contract No.	1277	
Status:	Contract is completed and closed out	
	Base Contract Value	\$498,995
	Approved Change Orders	\$149,981
	Current Contract Value	\$648,976
	Expended to Date (est.)	\$648,976
	% Expended	100.00%
	SBE SFMTA Goal	100.0%
	SBE Participation To Date	100.0%
Contract:	Tunnels Barnard/Impregilo/Haley	
Contract No.	1252	
Status:	Construction is underway and ongoing	
	Base Contract Value	\$233,584,015
	Approved Change Orders	\$7,825,155
	Current Contract Value	\$241,409,170
	Expended to Date (est.)	\$233,589,322
	% Expended	96.8%
	SBE SFMTA Goal	6.0%
	SBE Participation To Date	5.8%
Contract:	Stations and Systems / Tutor Perini	
Contract No.	1300	
Status:	Construction is underway and ongoing	
	Base Contract Value	\$839,676,400
	Approved Change Orders	\$8,359,907
	Current Contract Value	\$848,036,307
	Expended to Date (est.)	\$600,795,299
	% Expended	70.8%
	SBE SFMTA Goal	20.0%
	SBE Participation To Date	20.7%

Photos on the next page:

In March 2018, Mayor Mark Ferrell answers questions at a press event marking the end of site excavation inside the Chinatown Station platform cavern. At Union Square/Market Street Station, initial rebar segments are being installed to prepare for construction of the station platform. At Yerba Buena/Moscone Station, construction of the station headhouse roof slab and beams can be seen in phases from South to North. Finally, construction of raised tunnel walkways has reached the S-curve approach to the Union Square/Market Street Station from the South.

central subway

Central Subway Project Office
530 Bush Street, Suite 400
San Francisco, CA 94108
Email: central.subway@sfmta.com



www.centralsubwaysf.com



www.twitter.com/central_subway



www.facebook.com/centralsubway



www.centralsubwayblog.com



www.youtube.com/municentralsubwaysf



www.flickr.com/municentralsubway

This document is published by the SFMTA and the City and County of San Francisco as a service to individuals and agencies interested in the Central Subway Project. Funding for the Central Subway is made possible through funds provided by the Federal Transit Administration, the State of California, the Metropolitan Transportation Commission and the San Francisco County Transportation Authority.



SFMTA
Municipal
Transportation
Agency

