

## Transmittal

CS Transmittal No. 2513

**To:** Jeff Davis  
FTA, TRO-9  
90 Seventh Street, Suite 15-300  
San Francisco, CA 94103-6701

**From:** Albert Hoe

**Project No./Contract No.:** M544.1, CSP

**Task No./Title:** Cost/Schedule Management

**Project Phase:** Construction

**Date:** February 21, 2018

**Subject:** Monthly Progress Report January 2018

<b>Sent via:</b>	<input type="checkbox"/> mail	<input type="checkbox"/> overnight	<input type="checkbox"/> messenger	<input type="checkbox"/> hand-delivered
	<input type="checkbox"/> fax – No:		<input checked="" type="checkbox"/> email – Address:	<a href="mailto:jeffrey.s.davis@dot.gov">jeffrey.s.davis@dot.gov</a>
<b>The following:</b>			<b>For your:</b>	
<input type="checkbox"/> copy of letter/memo	<input type="checkbox"/> estimate	<input checked="" type="checkbox"/> information/use		<b>Due date:</b> N/A
<input type="checkbox"/> minutes/agenda	<input type="checkbox"/> schedule	<input type="checkbox"/> action		
<input checked="" type="checkbox"/> report	<input type="checkbox"/> deliverable	<input type="checkbox"/> review/comment		
<input type="checkbox"/> presentation	<input type="checkbox"/> review comment form	<input type="checkbox"/> response to comment		
<input type="checkbox"/> cd / dvd	<input type="checkbox"/> no review comment form	<input type="checkbox"/> concurrence		
<input type="checkbox"/> specifications	<input type="checkbox"/> review comments	<input type="checkbox"/> incorporation of comments		
<input type="checkbox"/> half-size drawings	<input type="checkbox"/> response to comments	<input type="checkbox"/> verification		
<input type="checkbox"/> full-size drawings	<input type="checkbox"/> concurrence with response	<input type="checkbox"/> signature		
<input type="checkbox"/> sketches/maps/layouts	<input type="checkbox"/> verification of incorporation	<input type="checkbox"/> acceptance/approval		
<input type="checkbox"/> reference material	<input type="checkbox"/> acceptance/approval	<input type="checkbox"/> other		
<input type="checkbox"/> other				

Item No.	Copies	Description	Rev. No.	Date
1	1	Monthly Progress Report (January 2018)	0	2/21/2018

*If enclosures are not as noted, kindly notify us at once.*

**Remarks:** This Monthly Progress Report includes cost and schedule details as appendices.



Albert Hoe  
Program Director (Acting)

AH: dl

cc:

Pete Hankovszky, PMOC ([PHankovszky@deainc.com](mailto:PHankovszky@deainc.com))  
 Bill Byrne, PMOC ([BByrne@deainc.com](mailto:BByrne@deainc.com))  
 Luiz Zurinaga, SFCTA ([luis.zurinaga@sfcta.org](mailto:luis.zurinaga@sfcta.org))  
 Anna LaForte, SFCTA ([anna.laforte@sfcta.org](mailto:anna.laforte@sfcta.org))  
 Maria Lombardo, SFCTA ([maria.lombardo@sfcta.org](mailto:maria.lombardo@sfcta.org))  
 Bernardo Bustamante ([Bernardo.Bustamante@dot.gov](mailto:Bernardo.Bustamante@dot.gov))  
 Kim Nguyen ([Kim.Nguyen@dot.gov](mailto:Kim.Nguyen@dot.gov))  
 Billy Deeb, AON ([billy.deeb@aon.com](mailto:billy.deeb@aon.com))  
 SFCTA project file: [Propk@sfcta.com](mailto:Propk@sfcta.com)  
 CS File No. M544.1.5.0340.b

Kate Breen, SFMTA  
 Candace Sue, SFMTA  
 Monique Webster, SFMTA  
 Bryant Tan, SFMTA  
 Eric Stassevitch, CSP  
 Edward Reiskin, SFMTA  
 Ethan Veneklasen, SFMTA



# central subway

## CTS Crossover Cavern

Excavation of the Chinatown Station's platform cavern to the south of the Station Cavern is almost complete.



## Progress Report

January 2018



**SFMTA**  
Municipal  
Transportation  
Agency

This page intentionally left blank

# Table of Contents

<b>Executive Summary</b> .....	5
Key Milestones .....	6
<b>Costs and Schedule</b> .....	7
Costs .....	7
Earned Value Analysis .....	7
Schedule Highlights.....	8
Master Project Schedule .....	11
<b>Contracts &amp; Construction</b> .....	12
Contract 1300 Stations, Surface, Track and Systems.....	13
Work Package1254 Chinatown Station .....	14
Work Package1253 Union Square / Market Street Station .....	18
Work Package1255 Yerba Buena / Moscone Station .....	21
Work Package1256 Systems, Trackwork & Stations .....	25
<b>Program Components</b> .....	27
Community Outreach .....	27
Quality Assurance .....	28
Risk Management .....	30
Program Safety & Security .....	31
Technical Capacity .....	33
Staffing .....	34
Third-Party Agreements and Licenses .....	35
LRV Procurement.....	35
Current Construction Activity and Progress Photos .....	36

*See Table of Content page that follows for Cover Photo captions.*



## Table of Contents - continued

### Appendices

Appendix A: Cost Report.....	A1
Appendix B: Schedule Report.....	B1
Appendix C: Program Overview of Scope and Funding.....	C1
Appendix D: Completed Contracts .....	D1
Appendix E: SBE Participation by Contract (Reported Quarterly) .....	E1
Central Subway Project Contact Information.....	E5



***Cover photo:*** Looking south in the future Chinatown Station crossover cavern, only a relatively small portion of the shotcrete walls remain from excavation work, before the cavern will be fully mined out. Once fully mined, a waterproofing membrane will be installed, and then a final interior reinforced concrete shell. **More photos can be found starting on page 36.**

***Above photos:*** Crews put the finishing touches on a northbound track foundation joint, where tracks enter the Yerba Buena/Moscone Station platform area. Workers are constructing a variety of internal elements, including walls, staircases, and even some initial utilities.

See the Appendix E final page for CS websites hyperlinks and public outreach on line resources. The Project main web site is at: <http://www.centralsubwaysf.com/>



*Surface station pile tie-in work continues, as workers install rebar and concrete forms for the next phase of 4th and Brannan Station construction.*

## Executive Summary

**Chinatown Station** - Completed smoothing layer for Platform Cavern North (PCN) ; ready for waterproofing, rebar, and final lining. 95% completed COC Center Drift (top heading, bench, invert). Continued street work (minor), ongoing monitoring and surveying. Completed barrel vault installation for COC ( through last Reach 7). Excavated and installed Level 6 and Level 7 Walers and Struts. Completed compensation grouting.

**Union Square/Market Street Station** - Platform Station: Continued construction of wale encasements and placement of the metal deck at Mezzanine and Intermediate Strut levels. Commenced installation of “Scalloped Walls” between Platform Strut and Mezzanine levels. Emergency exit stairs 3 and 4: Continued F/R/P for walls, stairs, and landings. North Concourse: Finished placing concrete for ventilation shaft walls and continued construction on shotcrete walls and metal deck at Fan and Concourse levels. Continued rough in for elevators, and installation of escalators and fire sprinklers. South Concourse: Continued construction for escalator ramp walls and installing fire sprinklers. Ellis Street: Continued pavement restoration work at Ellis Street.

**Yerba Buena/Moscone Station** - Continued to replace the force main and AWSS at 4th & Howard. Continued to investigate utility conflicts for 36” force main at Howard. Continued F/R/P of Stair 4 stairs and walls. 95% completed on electrical rough-in on Mezzanine—Station box. 40% completed on electrical rough-in on Concourse ceiling—Station Box. Began installing CMU walls at Stair 1. Began installing pyrok at tunnels north and south of YBM. Continued F/R/P of Stair 2. Began installing CMU walls at Stair 4. Finished installing Elevators 1 and 2 Hoist Beams. Investigated leaks in Escalators 1 and 2 pits. Continued rough-in fire sprinkler, began installing hangers, piping, FM-200 piping (Headhouse Invert). 25% completed on electrical rough-in on Headhouse-Invert Walls. Continued F/R/P Headhouse-Concourse columns. Removed crane bridge at Headhouse-Mezzanine.

**Surface, Track and Systems**— Completed 18” AWSS installation on 4th/Brannan intersection. Continued OCS pole installation. Completed track work between Townsend and Brannan. Completed 4th/Brannan surface station pile caps; foundation work ongoing. Continued track installation inside tunnel between YBM and UMS.

**Tunnel** - Contract administrative closeout is ongoing.

Total project costs to date are \$1,178.42 million, an increase of \$14.16 million over last month. The total cost to date equals 74.66% of the total project budget of \$1.578 billion. The Master Project Schedule forecasts a Revenue Service Date of November 2019.

The Stations Contractors’ Safety Reports shows no recordable accident took place this month. The rates of work site accident incidents by the man hours worked continue to be below industry standards - see tables on page 32.



# Key Milestones

## Converting UMS site from the Winter Walk back to a work site



1 Decorative elements, as well as the green turf, are removed and stored

MILESTONE	DATE EXPECTED
<b>General</b>	
Revenue Service	November 2019
<b>Contract 1300 Stations, Surface, Track, Systems</b>	
Notice to Proceed (NTP 1)	June 17, 2013 (A)
Notice to Proceed (NTP 2)	January 12, 2014 (A)
Substantial Completion	February 28, 2018



2 Pedestrian safety barriers are re-installed



3 Workers move equipment in and resume work activities

# Costs and Schedule

## Costs (See Appendix A for Details)

The Current Cost Estimate (CCE) for the Central Subway Project is **\$1.578 billion** in year of expenditure dollars (\$YOE). This total project cost is shown at the top of Report 7.1, Program Project Budget. This capital cost projection incorporates allocated and unallocated contingencies to cover the risks associated with the project completion.

Total net incurred costs for the project are \$1,178.42 million, a \$14.16 million increase over last month. The cost to date figure reflects expenditures through FAMIS 786 Report (\$1,127.53 million) plus the utilities joint trench Form B Reimbursement payment (\$11.27 million), invoices currently being processed (\$35.16 million) and estimates of outstanding pay requests (\$4.49 million). This incurred amount equals 74.66% of the total project budget of \$1.578 billion.

The current funding level to date is \$1,479.79 million. This represents 94% of the total project budget.

## Earned Value Analysis

In January 2018 Report, the Preliminary Earned Value Analysis reports is based on the SFM-TA January Schedule Update. The Planned Value, Earned Value, Actual Cost, Percent Complete and resulting indexes as follows:

### Preliminary January Earned Value

Overall Budgeted Cost:	\$1,578,300,000
Planned Value:	\$1,482,093,391
Earned Value:	\$1,178,387,158
Actual Cost:	\$1,178,423,882
Schedule Performance Index (SPI):	0.80
Cost Performance Index (CPI):	1.00
Percent Complete:	74.6%

\*January 2018 Notice: The City continues to transition from FAMIS to Financial System Project (FSP). During the transition, we are unable to provide accurate financial updates. Once FSP is updated and validated, we will reconcile our reports accordingly. We will be projecting current expenditures and anticipate the reconciled updates will be available early next year.

Please note that we continue to experience problems that are being caused by error and inaccuracy from the transition. The sources of error include errors resulting from mapping index codes in the old FAMIS system to translating chartfield accounts in the new Financial System Project as well as errors arising through processing such as abatements and adjustments being assigned to the incorrect account. As we continue to address these data quality problems through data cleaning, you will continue to see monthly fluctuations as we detect and remove errors and inconsistencies from data in order to improve on the quality of data so that we will be able to report accurate data.



## Schedule Highlights

The Master Project Schedule (MPS) below includes progress through January 2018. The January 2018 Schedule Update submittal from Contract 1300 Contractor was not submitted as the CN1300 Contractor has not provided the updated corrections to their June, through October 2017 Schedule Updates. The Contract 1300 schedule represented in this report is based on the SFMTA January 2018 Schedule Update.

The MPS shows a forecast Revenue Service Date of November 2019.

The controlling critical (longest) path of the MPS runs through the remaining CTS Excavation succeeded by Headhouse Concrete work, Electrical activities, STS Startup & Testing, Commissioning and Pre-Revenue Activities to the Baseline Finish and Revenue Service Date. See Appendix B – Longest Path. The latest schedule shows the longest path running through the Chinatown Station (CTS). Contractor is required to implement a Recovery Schedule to put the Project back on schedule.

Schedule Contingency is fully utilized on the critical path of the MPS, which is below the Minimum Schedule Contingency level of 6 months. A schedule re-evaluation will be performed, utilizing the updated Contract 1300 Schedule. Recovery options are being implemented in key areas as work proceeds. SFMTA continues to meet with Contractor to discuss all schedule concerns and comments. Excavation and Support of the Top Center Drift, Center Bench and Invert Steps of the South Platform Cavern continues. Despite expected ground conditions as described in the GBR, TPC's mining productivity has not been as planned. In an effort to recover some lost time, the Engineer of Record authorized a change of working sequence allowing TPC to perform South Drift excavation of the Crossover prior to completing the South Platform Cavern excavation. This month, TPC modified the construction sequence at CTS and started the Headhouse excavation for Level 7 before the tunnel work was completed. This change in sequence reduced the overall delay by 18 calendar days. These changes allowed Contract 1300 Schedule to forecast a new Revenue Service Date of 22 November 2019.

Contract 1300 Contractor submitted thirty seven (37) Schedule Updates from December 2014 to December 2017. SFMTA rejected twenty one (21) Schedule Updates from January 2016 to April 2016 and June 2016 to October 2017 due to multiple and repetitive issues that vary from incorrect working sequences to unrealistic forecasted completion dates to artificially steering the schedule longest path through certain portions of the project. SFMTA approved as noted December 2014 through December 2015, and May 2016 Schedule Updates. Contractor has been directed to develop a Recovery Schedule as required by Contract to mitigate the current forecasted project delay. The 18 month "gap" of missing Schedule Updates at the beginning of the job has interfered with efficient resolution of Contractor's assertions of Unavoidable Delay to the project-wide Substantial Completion date, which is additionally impacting the Contractor's review of options for schedule recovery.



Scaffolding and concrete forms are being installed to construct a passenger staircase at the north end of the Yerba Buena/Moscone Station platform.

# Schedule Highlights - Continued

## **Contract 1300 - WP1253 UMS / WP1254R CTS / WP1255 YBM / WP1256 STS:**

The Contractor, Tutor Perini Corporation's (TPC) baseline schedule is incorporated into the master program schedule. The preliminary SFMTA Contract 1300 January 2018 schedule is used within the January Report. The SFMTA Contract 1300 January 2018 schedule is based on the approved baseline schedule logic with adjustments made for fixing retained logic and lags. The SFMTA will continue to use the SFMTA Contract 1300 schedule update as a forecasting tool going forward until the Contract 1300 Contractor submits an acceptable schedule that addresses all of SFMTA scheduling concerns.

### **Work Package P-1254R (CTS) has performed the following work this month:**

- Completed smoothing layer for Platform Cavern North (PCN); ready for waterproofing, rebar, final lining
- 95% completed COC Center Drift (top heading, bench, invert)
- Continued street work (minor), ongoing monitoring and surveying
- Completed barrel vault installation for COC (through last Reach 7)
- Excavated and installed Level 6 and Level 7 Walers and Struts
- Completed compensation grouting

### **Work Package P-1253 (UMS) has performed the following work this month:**

- Platform Station: Continued construction of wale encasements and metal deck at Mezzanine and Intermediate Strut levels. Commenced installation of "Scalloped Walls" between Platform Strut and Mezzanine levels
- Emergency exit stairs 3 and 4: Continued F/R/P for walls, stairs, and landings
- North Concourse: Finished placing concrete for ventilation shaft walls and continued construction on shotcrete walls and metal deck at Fan Level and Concourse levels. Continue rough in for elevators, and installation of escalators and fire sprinklers
- South Concourse: Continued construction for escalator ramp walls and installing fire sprinklers
- Ellis Street: Continued pavement restoration work at Ellis Street

### **Work Package P-1255 (YBM) has performed the following work this month:**

- Continued to replace the force main and AWSS at 4<sup>th</sup> & Howard
- Continued to investigate utility conflicts for 36" force main at Howard
- Continued F/R/P of Stair 4 stairs and walls
- 95% completed on electrical rough-in on Mezzanine – Station box
- 40% completed on electrical rough-in on Concourse ceiling – Station box
- Began installing CMU walls at Stair 1
- Began installing pyrok at tunnels north and south of YBM



## Schedule Highlights - Continued

- Continued F/R/P of Stair 2
- Began installing CMU walls at Stair 4
- Finished installing Elevators 1 and 2 Hoist Beams
- Investigated leaks in Escalators 1 and 2 pits
- Continued rough-in fire sprinkler, began installing hangers, piping, FM-200 piping (Headhouse Invert)
- 25% completed on electrical rough-in on Headhouse-Invert Walls
- Continued F/R/P Headhouse-Concourse columns
- Removed crane bridge at Headhouse-Mezzanine

### **Work Package P-1256 (STS) has performed the following work this month:**

- Completed 18" AWSS installation on 4<sup>th</sup>/Brannan intersection
- Continued OCS pole installation
- Continued track work between Townsend and Brannan
- Completed 4<sup>th</sup>/Brannan surface station pile caps; foundation work ongoing
- Continued track installation inside tunnel between YBM and UMS



***Sparks fly as a welder makes alterations to temporary bracing at the south headwall of the Union Square/Market Street Station, while an associate stands ready to periodically spray water with a hose to keep the heat down.***

# Master Project Schedule

Page 1 of 1

Activity ID	Activity Name	Original EDP	Finish	2018	2019	2020						
		EDP		Q4	Q1	Q2	Q3	Q4	Q1	Q2	Q3	Q4
<b>CENTRAL SUBWAY PROJECT</b>												
Program Level Milestones												
PD1000	Central Subway Project Start	03-Jun-09 A	19-Aug-20									
M5004A	Tunnel Excavation Complete - Project Milestone #4A	03-Jun-09 A	22-Nov-19									
M5001B	Baseline Finish Date: 12-26-2018											
M5000B	CSP Revenue Service Date											
<b>Preliminary Engineering Phase</b>												
Final Design		03-Jun-09 A	07-Jan-10 A									
Light Rail Vehicle		03-Jun-09 A	17-Jun-10 A									
Real Estate		03-Jun-09 A	25-Oct-10 A									
Construction Phase		03-Jun-09 A	17-Jun-20 A									
Construction Support and Costs		04-Jan-10 A	12-Aug-20									
Construction Utility Contract #1- MOS & Portal CN-1250		04-Jan-10 A	23-May-11 A									
Construction Utility Contract #2 - UMS CN-1251		04-Jan-10 A	15-Oct-12 A									
Construction Tunnels CN-1252		06-Jun-11 A	26-Jan-16									
Construction CN-1300		03-Jun-13 A	18-Nov-19									
CN - 1300 Milestone		17-Jun-13 A	18-Nov-19									
Construction UMS Station P-1253		17-Jun-13 A	13-Jul-13									
Construction CTS Station P-1254R		17-Jun-13 A	18-Nov-19									
Construction YBM Station P-1255		10-Jun-13 A	13-Jun-19									
Construction BTS P-1256		03-Jun-13 A	27-Jul-19									
Project Start Up		12-Jun-19	22-Nov-19									
<b>Unallocated Contingency</b>												
CO1199	Contingency Unallocated Contingency (LOE) - 1,750,350,000.00 - Contingency	03-Jun-19	27-Nov-19									
		03-Jun-19	17-Nov-19									

	Required Revenue Service Date: 26-Dec-18 Data Date: 26-Jan-18
	SFMTA Central Subway Project Master Project Schedule Summary Schedule - January 2018





*Looking south inside the Union Square/Market Street station box, crews are constructing concrete forms for internal structures, such as the north elevator shaft base in the foreground.*

# Contracts & Construction

## Construction Contracts In Progress

### **Contract 1300: Combined Work Packages 1253, 1254, 1255, 1256**

- Contractor: Tutor - Perini Corporation
- Amount: \$847.80 million
- Contract Status: 67.49% complete construction

## Contracts Completed

[See Appendix D](#)

### **Contract 1250: Moscone Station and Portal Utilities Relocation**

### **Contract 1251: Union Square/Market Street Station Utility Relocation**

**Contract 1277: Pagoda Theater Site Demolition** (Funded separately from the CS Project budget)

### **Contract 1252: Central Subway Tunneling**

**Contract SBE Participation** (Updated Quarterly) [See Appendix E](#)

# Stations, Surface, Track and Systems

Contract 1300 Contractor: Tutor-Perini Corporation

## Description of Work

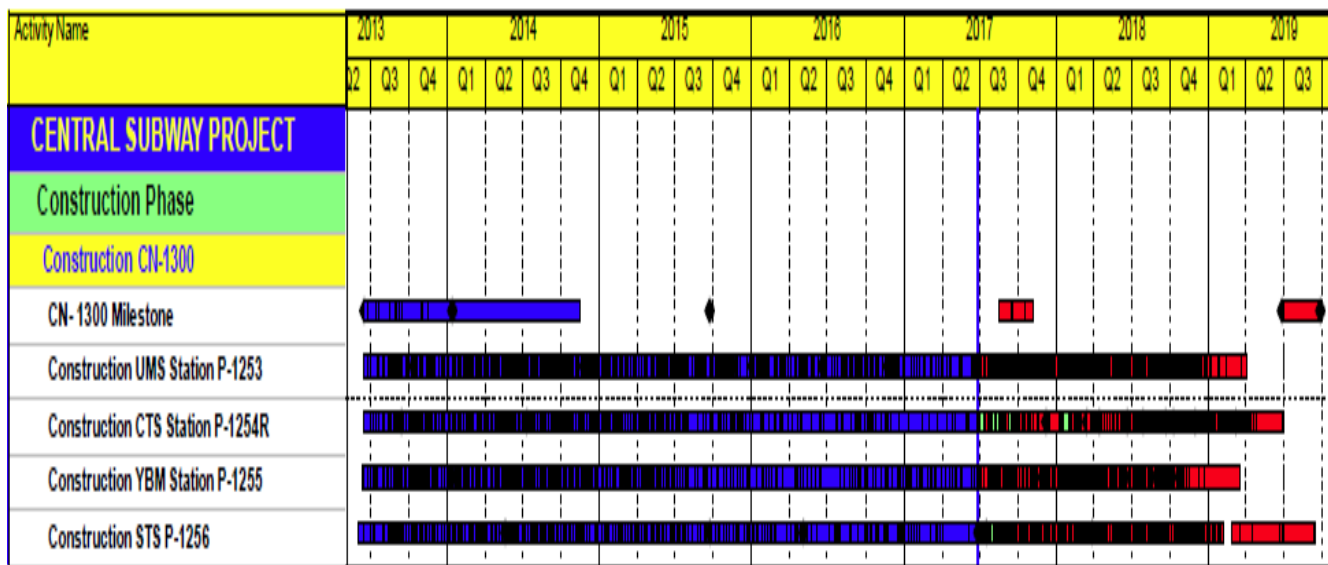
The Contract 1300 scope is to construct the Central Subway's three subway stations, one surface station, construct the 2,000 feet of surface track, and install track and operating systems throughout the new alignment. The separate station and systems work packages are presented in the following pages.

Work includes station finishes, AC and DC substations, elevators, escalators, lighting, emergency ventilation fans, HVAC fire alarm/ suppression/ protection, Cutter Soil Mixing, secant pile bottom up and Sequential Excavation Method construction, settlement monitoring, building protection, connecting to and modifying the BART Powell Street Station, PA, CCTV, signage, installation of fare collection equipment and station start-up and commissioning.

Contract Details	
Contract Awarded:	May 21, 2013
Notice to Proceed:	June 17, 2013
Substantial Completion:	February 28, 2018
Contract Award Value:	\$839,676,400
Modifications to Date (\$):	\$8,121,714
Modifications to Date (Days):	18
Current Contract Value:	\$847,798,114

Budget/Expenditures▲	
Current Budget	\$879,676,400
Other Project Offset Credits	\$3,123,097
Expenditures to Date	\$582,991,359

## 1300 Summary Schedule





# Chinatown Station

## Contract 1300 - Work Package 1254R



### Current Work Status

- Completed smoothing layer for Platform Cavern North (PCN); ready for waterproofing, rebar, and final lining
- 95% completed COC Center Drift (top heading, bench, invert)
- Continued street work (minor), ongoing monitoring and surveying
- Completed barrel vault installation for COC (through last Reach 7)
- Excavated and installed Level 6 Walers and Struts
- Completed compensation grouting

### Work Expected Next Month

- Cross Over Cavern – continue and complete Center Drift Excavation to Headwall (top heading, bench, and invert)
- Complete all excavation, trimming and off-haul of soil and debris for Caverns and Headhouse
- Clean primary lining and place shotcrete smoothing layer for Platform Cavern South, Cross Over Cavern Center Drift, and Cross Over Cavern Side Drifts
- Complete waterproofing, install invert final lining for North Platform, South Platform, and Cross Over Caverns

### Description of Work

This Work Package is to construct one subway station. Includes station finishes, AC and DC Traction Power substations elevators, escalators, lighting, emergency ventilation fans, HVAC fire alarm/ suppression/ protection, slurry wall top-down construction, settlement monitoring, building protection, PA, CCTV, signage, installation of fare collection equipment and station start-up and commissioning.

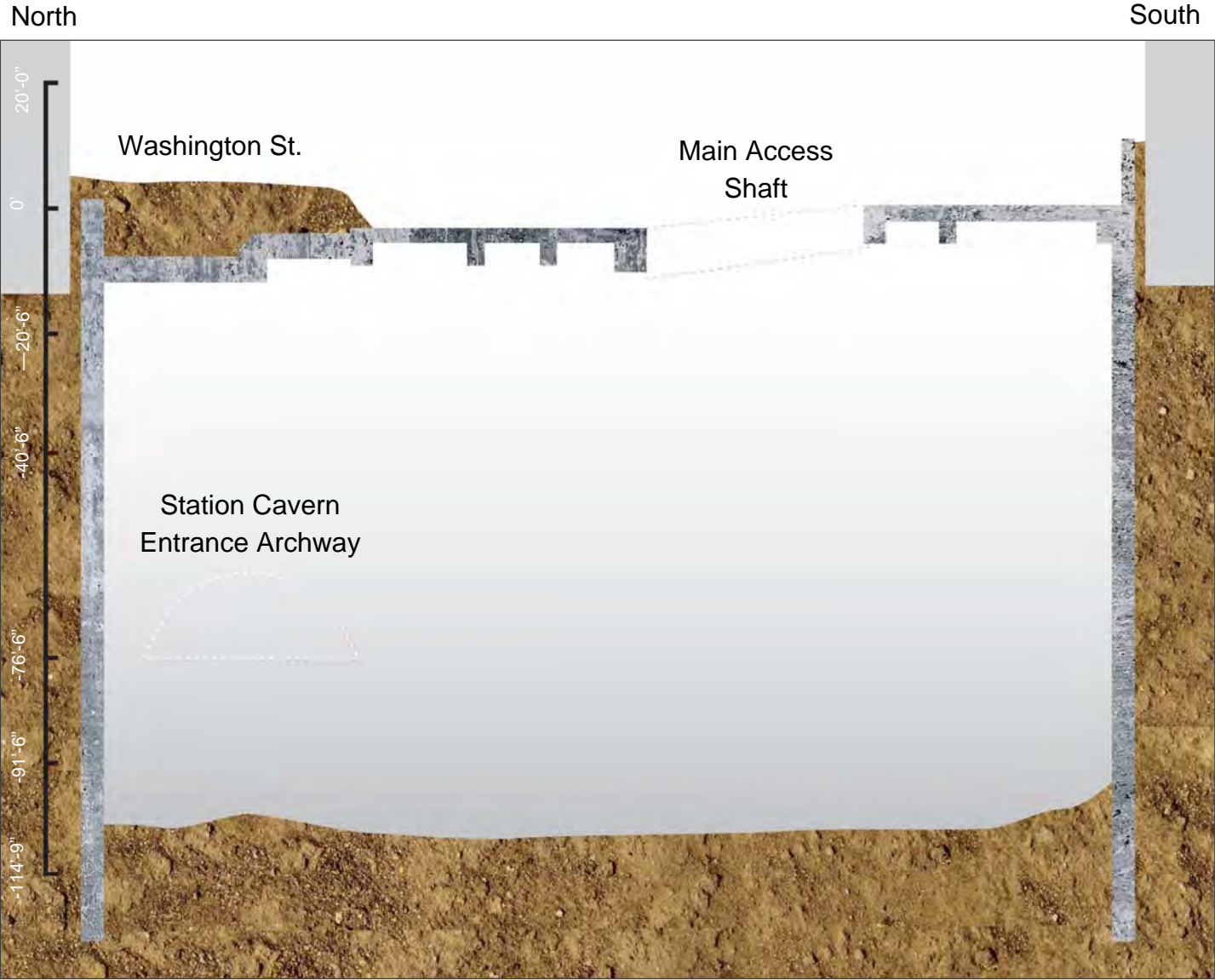


- Complete installation of waterproofing, rebar, and concrete for Headhouse under Platform Invert Slab

### Three Month Look Ahead

- Continue with waterproofing, rebar, formwork, and concrete placement for Cavern final lining
- Continue with waterproofing, rebar, formwork, and concrete placement for Headhouse

### Station Excavation and Construction Progress Section






**Station Cavern Excavation Progress Plan and Section**

North


South



Continued below



Continued from above



Continued below



Continued from above

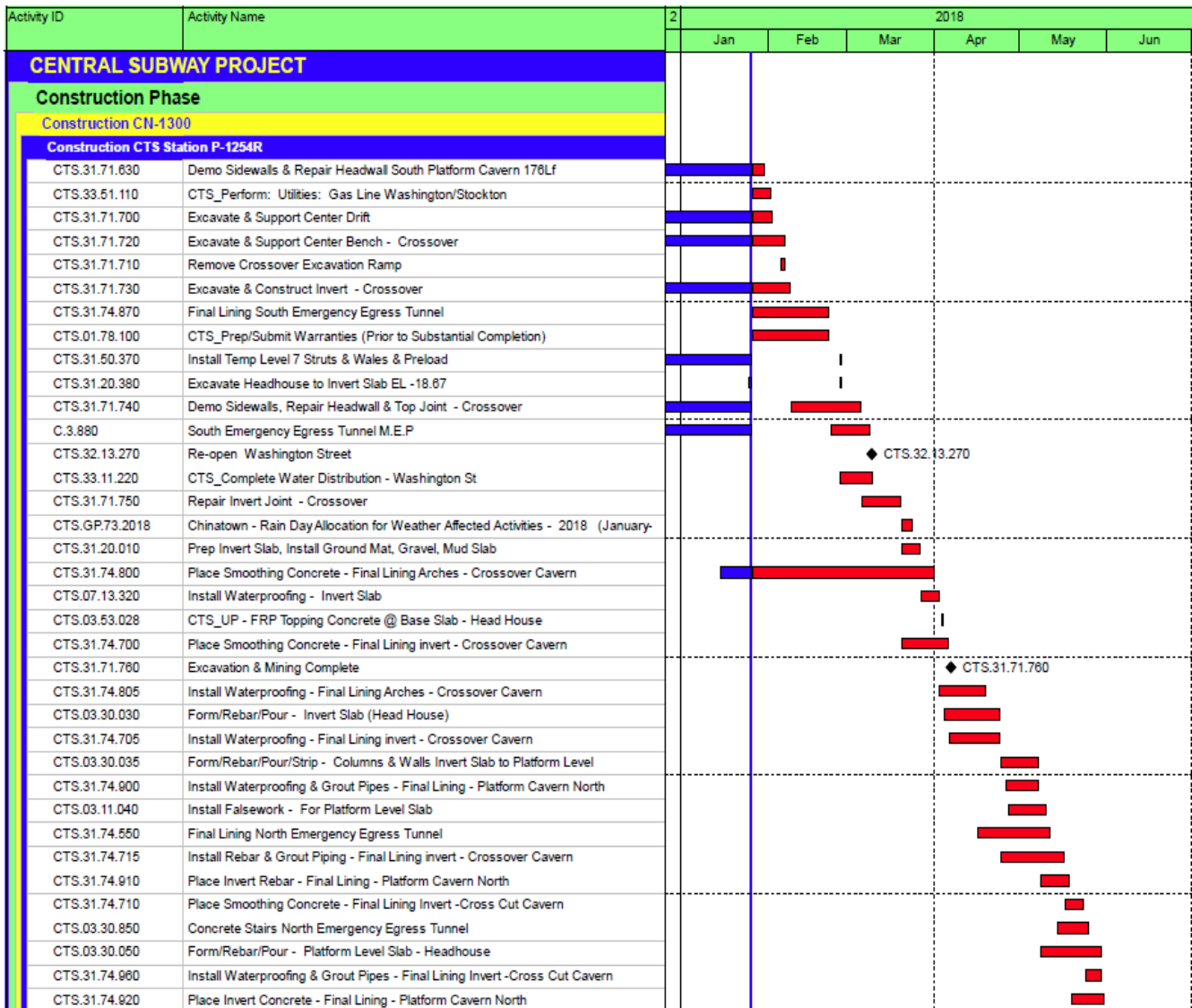


# Chinatown Station Construction Status - Continued

Contract Details	
Contract Awarded:	May 21, 2013
Notice to Proceed:	June 17, 2013
Substantial Completion:	February 28, 2018
Contract Award Value:	\$247,567,810
Modifications to Date (\$):	\$2,964,460
Modifications to Date (Days):	18
Current Contract Value:	\$250,532,270

Budget/Expenditures	
Current Budget	\$257,567,810
Other Project Offset Credits	\$75,000
Expenditures to Date	\$168,520,808

## CTS Three Month Schedule



# Union Square/Market Street Station

Contract 1300 Work Package 1253

## Description of Work

This Work Package is to construct one subway station. Includes station finishes, AC and DC Traction Power substations elevators, escalators, lighting, emergency ventilation fans, HVAC fire alarm/ suppression/ protection, slurry wall top-down construction, settlement monitoring, building protection, PA, CCTV, signage, installation of fare collection equipment and station start-up and commissioning.

## Current Status This Month

- Platform Station: Continued construction of wale encasements and metal deck at Mezzanine and Intermediate Strut levels. Commenced installation of “Scalloped Walls” between Platform Strut and Mezzanine levels
- Emergency exit stairs 3 and 4: Continued F/R/P for walls, stairs, and landings
- North Concourse: Finished placing concrete for ventilation shaft walls and continued construction on shotcrete walls and metal deck at Fan Level and Concourse levels. Continue rough in for elevators, and installation of escalators and fire sprinklers
- South Concourse: Continued construction for escalator ramp walls and installing fire sprinklers
- Ellis Street: Continued pavement restoration work at Ellis Street

## Work Expected Next Month

- Platform Station: Continue construction of wale encasements at Concourse Levels. Continue scallop wall constructions and installing metal deck at Mezzanine and Intermediate Strut levels
- Emergency exit stairs 3 and 4: Complete structural work including surface restoration and utilities
- North Concourse: Continue structural work at Fan level and Concourse level
- South Concourse: Continue installing fire



- Platform Station: Complete construction of wale encasements and metal deck at Platform, Mezzanine, and Concourse levels. Complete scallop wall constructions at Intermediate Strut Level. Complete upper level deck installation
- North Concourse: Complete concourse level slabs, wale encasements and shotcrete walls
- South Concourse: Complete South Escalator construction
- North Entrance: Complete construction of planters at street level, complete secondary steel to north entrance structure


## Three Month Look Ahead

- Platform Station: Complete construction of wale encasements at Platform, Mezzanine, and Concourse levels. Complete scallop wall constructions at Intermediate Strut Level. Complete upper level deck installation
- North Concourse: Complete concourse level slabs, wale encasements and shotcrete walls
- South Concourse: Complete South Escalator construction
- North Entrance: Complete construction of planters at street level, complete secondary steel to north entrance structure

### Station Excavation and Construction Progress Section

North

South





# Union Square Market Street Station Construction - Continued

Contract Details	
<b>Contract Awarded:</b>	<b>May 21, 2013</b>
<b>Notice to Proceed:</b>	<b>June 17, 2013</b>
<b>Substantial Completion:</b>	<b>February 28, 2018</b>
<b>Contract Award Value:</b>	<b>\$294,030,590</b>
<b>Modifications to Date (\$):</b>	<b>\$2,748,442</b>
<b>Modifications to Date (Days):</b>	<b>18</b>
<b>Current Contract Value:</b>	<b>\$296,779,032</b>

Budget/Expenditures ▲	
<b>Current Budget</b>	<b>\$314,030,590</b>
<b>Expenditures to Date</b>	<b>\$225,083,352</b>

## UMS Three Month Schedule

Activity ID	Activity Name	2	2018					
			Jan	Feb	Mar	Apr	May	Jun
<b>CENTRAL SUBWAY PROJECT</b>								
<b>Construction Phase</b>								
<b>Construction CN-1300</b>								
<b>Construction UMS Station P-1253</b>								
<b>Administrative / Milestones</b>								
<b>Drilled Shafts</b>								
<b>Roof Deck Excavation, Construction, Restoration</b>								
<b>Excavation &amp; Support</b>								
<b>Concrete/Shotcrete</b>								
UMS.03.30.1007a	UMS_Form/ East Exterior Wall - Invert to Platform Strut Level - Pour #7		■					
UMS.03.30.1007b	UMS_Form/ West Exterior Wall - Invert to Platform Strut Level - Pour #7		■					
UMS.03.30.1017a	UMS_Place Concrete / East Exterior Architectural Wall - Invert to Platform Strut L		■					
UMS.31.50.0201	UMS_Remove Temporary Excavation Support Level 2 - Pour #1		■					
UMS.03.30.1017b	UMS_Place Concrete / West Exterior Architectural Wall - Invert to Platform Strut l		■					
UMS.31.50.0207	UMS_Remove Temporary Excavation Support Level 2 - Pour #7		■					
UMS.03.30.1041a	UMS_Form/ East Exterior Wall - Platform Strut To Mezzanine Level - Pour #1		■					
UMS.03.30.1041b	UMS_Form/ West Exterior Wall - Platform Strut To Mezzanine Level - Pour #1		■					
UMS.03.30.1051b	UMS_Place Concrete / West Exterior Architectural Wall - Platform Strut To Mez		■					
UMS.03.30.1045	UMS_Rebar/ Exterior Walls - Platform Strut To Mezzanine Level - Pour #5		■					
UMS.03.30.1051a	UMS_Place Concrete / East Exterior Architectural Wall - Platform Strut To Mezz		■					
UMS.07.13.0307	UMS_Install Waterproofing System - Exterior Walls Platform Strut to Mezzanine L		■					
UMS.03.30.1042a	UMS_Form/ East Exterior Wall - Platform Strut To Mezzanine Level - Pour #2		■					
UMS.03.30.1042b	UMS_Form/ West Exterior Wall - Platform Strut To Mezzanine Level - Pour #2		■					
UMS.03.30.1046	UMS_Rebar/ Exterior Walls - Platform Strut To Mezzanine Level - Pour #3		■					
UMS.03.30.1052a	UMS_Place Concrete / East Exterior Architectural Wall - Platform Strut To Mezz		■					
UMS.03.30.1052b	UMS_Place Concrete / West Exterior Architectural Wall - Platform Strut To Mez		■					
UMS.03.30.2400	UMS_Place Concrete - North Concourse Slab on Metal Deck Pour #2		■					
UMS.07.13.0725	UMS_Install Wall Waterproof Membrane - North Concourse - ISL to Concourse f		■					
UMS.03.30.1043a	UMS_Form/ East Exterior Wall - Platform Strut To Mezzanine Level - Pour #3		■					
UMS.03.30.1043b	UMS_Form/ West Exterior Wall - Platform Strut To Mezzanine Level - Pour #3		■					
UMS.03.30.1047	UMS_Rebar/ Exterior Walls - Platform Strut To Mezzanine Level - Pour #7		■					
UMS.03.30.1053a	UMS_Place Concrete / East Exterior Architectural Wall - Platform Strut To Mezz		■					
UMS.03.30.1053b	UMS_Place Concrete / West Exterior Architectural Wall - Platform Strut To Mez		■					
UMS.07.81.2550	UMS_Spray on Fireproofing - North Concourse Struts & Deck Pour #1		■					
UMS.03.30.1044b	UMS_Form/ West Exterior Wall - Platform Strut To Mezzanine Level - Pour #4		■					
UMS.03.30.2480	UMS_Form/Rebar - North Concourse Walls -Concourse To Roof Pour #1		■					
UMS.07.13.0730	UMS_Install Wall Waterproof Membrane - North Concourse - ISL to Concourse f		■					
UMS.03.30.1044a	UMS_Form/ East Exterior Wall - Platform Strut To Mezzanine Level - Pour #4		■					
UMS.03.30.1054b	UMS_Place Concrete / West Exterior Architectural Walls - Platform Strut To Me		■					
UMS.03.30.2490	UMS_Place Concrete - North Concourse Walls - Concourse To Roof Pour #1		■					

# Yerba Buena/Moscone Station

## Contract 1300 - Work Package 1255

### Description of Work

This Work Package is to construct one subway station. Includes station finishes, AC and DC Traction Power substations elevators, escalators, lighting, emergency ventilation fans, HVAC fire alarm/ suppression/ protection, slurry wall top-down construction, settlement monitoring, building protection, PA, CCTV, signage, installation of fare collection equipment and station start-up and commissioning.

### Current Status

- Continued to replace the force main and AWSS at 4<sup>th</sup> & Howard
- Continued to investigate utility conflicts for 36" force main at Howard
- Continued F/R/P of Stair 4 stairs and walls
- 95% completed on electrical rough-in on Mezzanine – Station box
- 40% completed on electrical rough-in on Concourse ceiling – Station box
- Began installing CMU walls at Stair 1
- Began installing pyrok at tunnels north and south of YBM
- Continued F/R/P of Stair 2
- Began installing CMU walls at Stair 4
- Finished installing Elevators 1 and 2 Hoist Beams
- Investigated leaks in Escalators 1 and 2 pits
- Continued rough-in fire sprinkler, began installing hangers, piping, FM-200 piping (Headhouse Invert)
- 25% completed on electrical rough-in on Headhouse-Invert Walls
- Continued F/R/P Headhouse-Concourse columns
- Removed crane bridge at Headhouse-Mezzanine



### Work Expected Next Month

- Continue utility work at intersection of 4<sup>th</sup> & Folsom and 4<sup>th</sup> & Howard
- Install street lights at 4<sup>th</sup> and Clementina
- Install new FH at 4<sup>th</sup> and Folsom
- Continue F/R/P of Stair 4 stairs and walls
- Place PG&E and AT&T utilities in Stair 4 area per PCC 159
- Complete electrical on Mezzanine – Station Box
- Pour South end West Side topping slab, Mezzanine – Station box
- Continue electrical rough-in on Concourse, pour Station Concourse topping slab
- Complete installing Pyrok, Platform level
- Complete F/R/P Stair 2 (Station Platform)



## Description of Work


This Work Package is to construct one subway station. Includes station finishes, AC and DC Traction Power substations elevators, escalators, lighting, emergency ventilation fans, HVAC fire alarm/ suppression/ protection, slurry wall top-down construction, settlement monitoring, building protection, PA, CCTV, signage, installation of fare collection equipment and station start-up and commissioning.

### Work Expected Next Month (continued)

- Begin F/R/P Stair 3 (Station Platform)
- Install Elevators 1 and 2 (Station Platform)
- Install Escalators 1 and 2 (Station Platform)
- Continue Rough-in Fire Sprinkler (Headhouse Invert)
- Pour Headhouse Invert topping slab
- Complete F/R/P Headhouse-Concourse columns
- Complete F/R/P Headhouse-Mezzanine columns

### Three Month Look Ahead

- Start AT&T and PG&E contract work on Folsom
- Begin pavement renovation work on 4<sup>th</sup> and Folsom
- Continue interior finishes on Mezzanine & Concourse Levels within Station Box
- Continue placement of stairs within Station and Headhouse
- Begin installation of station power electrical vaults on Folsom Street
- Place undersurface deck

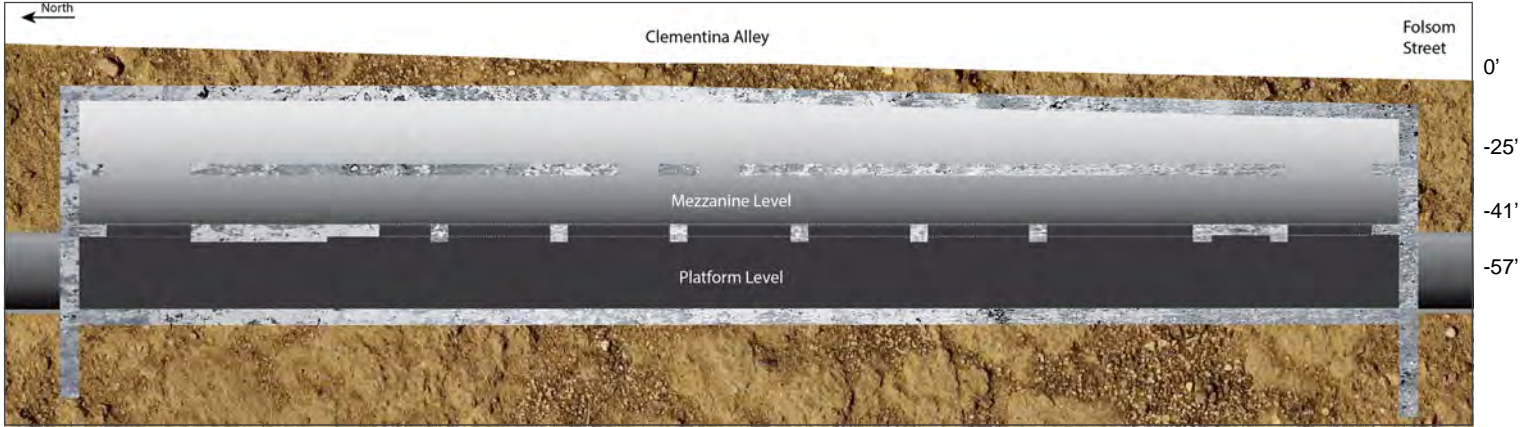




### Station Excavation and Construction Progress Section

North


South



West

4th St.

East



# Yerba Buena Moscone Station Construction - Continued

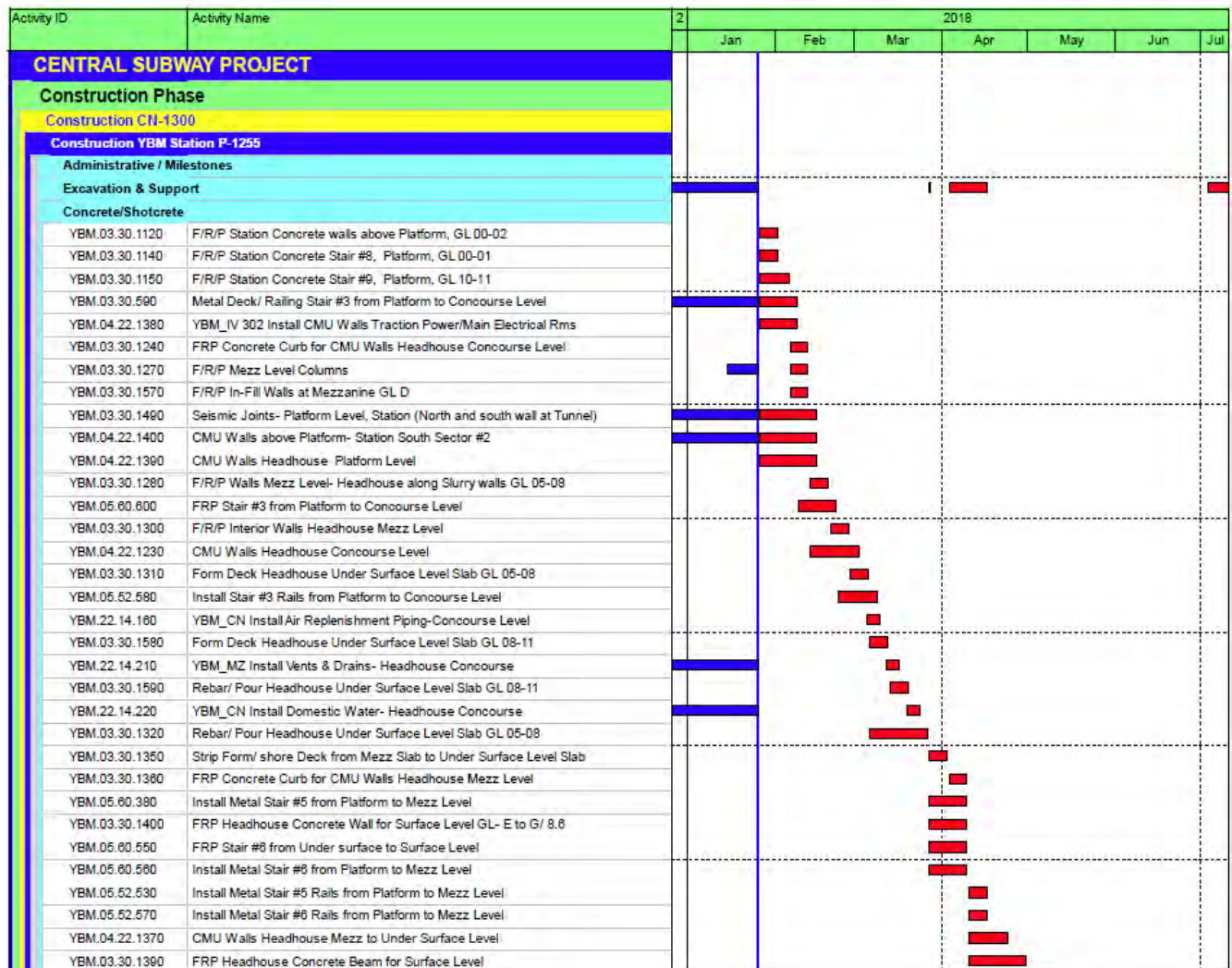
## Contract Details

Contract Awarded:	May 21, 2013
Notice to Proceed:	June 17, 2013
Substantial Completion:	February 28, 2018
Contract Award Value:	\$158,089,000
Modifications to Date (\$):	\$309,825
Modifications to Date (Days):	18
Current Contract Value:	\$158,398,825

## Budget/Expenditures ▲

Current Budget	\$163,089,000
Other Project Offset Credits	\$415,331
Expenditures to Date	\$118,490,007

## YBM Three Month Schedule





# Systems, Trackwork, & Surface Station

## Contract 1300 - Work Package 1256

### Description of Work

This Work Package is to construct one Surface Station. Includes light rail track and systems, track invert, track safety walkways; light rail track and systems constructed on the 2,000 foot surface for the alignment from the tunnel portal, south to the tie-in to the existing Muni T-Line at Fourth and King Streets; and the surface Fourth and Brannan Street (FBS) Station.

### Current Status

- Completed 18" AWSS installation on 4<sup>th</sup>/Brannan intersection
- Continued OCS pole installation
- Continued track work between Townsend and Brannan
- Completed 4<sup>th</sup>/Brannan surface station pile caps; foundation work ongoing
- Continued track installation inside tunnel between YBM and UMS



### Work Expected Next Month

- Continue OCS pole installation
- Continue pavement renovation at 4<sup>th</sup>/Bryant and 4<sup>th</sup>/Brannan intersections
- Continue 4<sup>th</sup>/Brannan platform
- Continue track installation inside tunnel

### Three Month Look Ahead

- Complete OCS pole installation
- Complete pavement renovation at 4<sup>th</sup>/Bryant and 4<sup>th</sup>/Brannan intersections
- Continue excavation for track slab at major intersections
- Continue 4<sup>th</sup>/Brannan platform
- Continue surface track installation
- Continue OCS installation
- Continue track installation inside tunnel

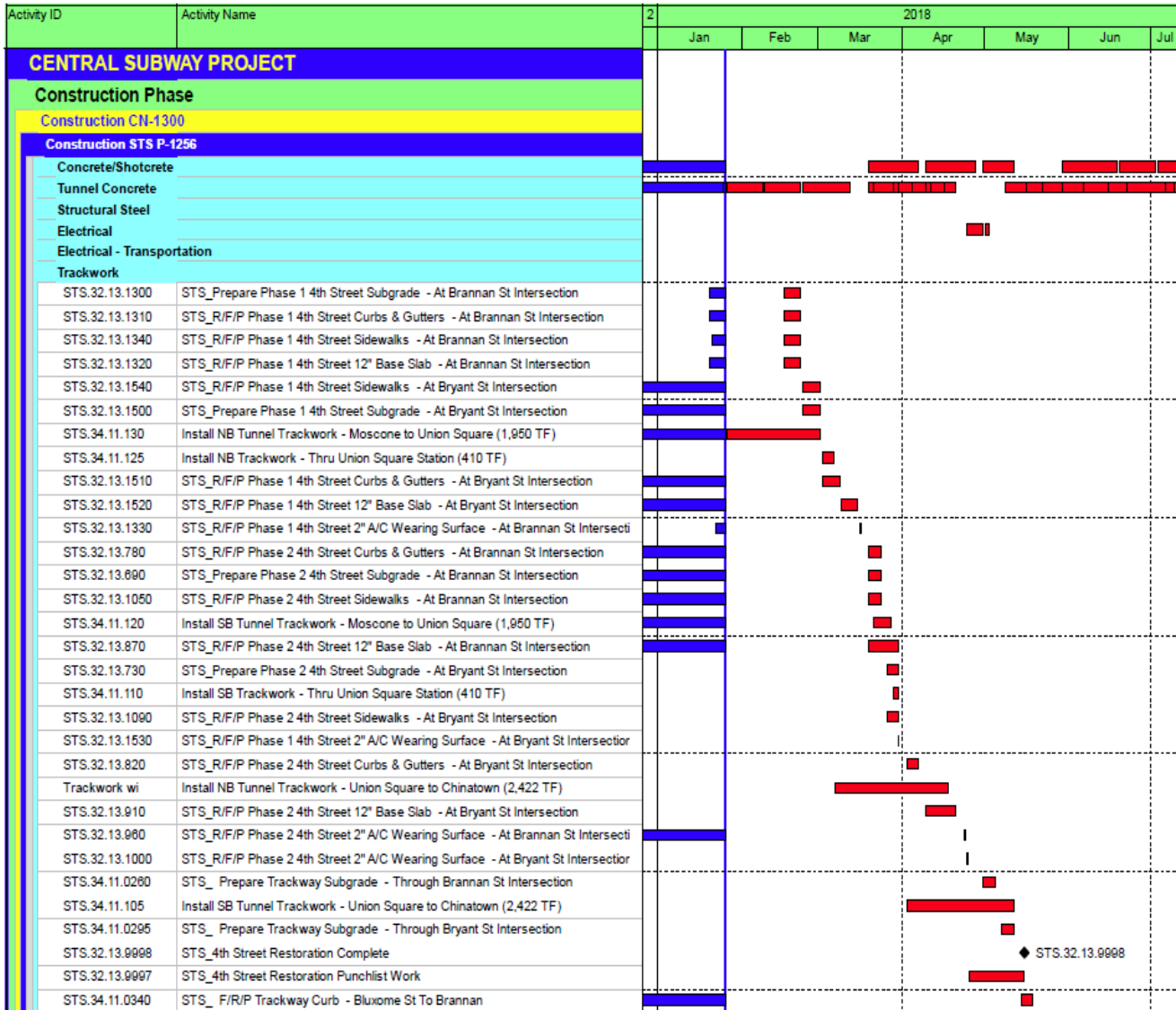


# Systems, Trackwork, & Surface Station Construction - Continued

Contract Details	
Contract Awarded:	May 21, 2013
Notice to Proceed:	June 17, 2013
Substantial Completion:	February 28, 2018
Contract Award Value:	\$139,989,000
Modifications to Date (\$):	\$2,098,986
Modifications to Date (Days):	18
Current Contract Value:	\$142,087,986

Budget/Expenditures	
Current Budget	\$144,989,000
Other Project Offset Credits	\$2,632,766
Expenditures to Date	\$67,849,095

## Systems, Track and Surface Station Three Month Schedule



# Program Components

## Community Outreach

**Outreach public information, events and presentations for January 2018 include:**

- Continued noise mitigation meetings with Tutor Perini and community stakeholder
- Ongoing outreach to merchants and residents
- Conducted meetings and face-to-face visits with various merchant stakeholders along the alignment
- Preparation and dissemination of construction notices
- Produced quarterly construction update video and other multimedia content
- Responded to constituent complaints

### Outreach in Support of Mitigation and Monitoring

Team members participated in weekly progress to address neighborhood concerns

Outreach and communication efforts continue in Chinatown, Union Square, and SOMA

Weekly photo documentation of project work and editing

Weekly construction update emails sent to list of approximately 700 residents and stakeholders

### Media Coverage

Central Subway Media Coverage			
Date	Title (with link to story)	Source	Reporter/
1/1/2018	<a href="#">SF issues first funds to Chinatown businesses hurt by delayed Central Subway construction</a>	SF Examiner	Joe Fitzgerald Rodriguez
1/11/2018	<a href="#">Central Subway photos show underground progress</a>	CURBED San Francisco	Brock Keeling
1/14/2018	<a href="#">Central Subway problems persist</a>	SF Examiner	Gerald Caughen
1/21/2018	<a href="#">Wanted: SF Central Subway Boss Must be OK with Tunnels</a>	SF Chronicle	Matier & Ross
1/26/2018	<a href="#">Why It's So Expensive to Build Urban Rail in the US</a>	CITYLAB	Alon Levy

# Quality Assurance

Quality Assurance monthly activity of oversight, surveillance, audits, proactive feedback and QA records actively involves the Project construction management staff, the resident engineers, the prime construction contractor and their subcontractors.

## **Stations and Systems Contract CN1300 Quality Assurance Monitoring – On Going/As Reported Previously**

- UMS structural steel installation – Continued inspection/acceptance/documentation by Smith Emery CWI's of all welds associated with the ongoing Installation of structural and excavation support steel
- STS invert and plinth concrete placements for track installation continue
- STS rail installation South of UMS
- TPC QC Daily Inspection Reports posted to CM13 which includes TPC's Specialty Subcontractor's QC checklists and associated documentation and Smith Emery Inspection Reports; TPC's Subcontractor that provides laboratory and Inspection Services – including Special Inspections required for the City of San Francisco's Department of Building Inspection (DBI) for all permitted work
- Preparatory, Initial Phase and Concrete Preplacement Meetings continue as the scheduled activities dictate
- Sequential Excavation Method (SEM) and Instrumentation/Monitoring and Construction Management Task Force (CMTF) Meetings with particular emphasis on Compensation Grout effort (which is nearly complete at this time at CTS) and close evaluation of convergence monitoring
- Bi-Weekly Quality Task Force (QTF) Meetings – ongoing dialog regarding; planning for upcoming work, identification and mitigation of in-process potentially unsatisfactory work, generation of CNCRs, welding inspection documentation, HOLD points and other items related to TPC's QC efforts in implementing TPC's approved Quality Control Program (QCP). Additionally, the Contractor's Quality Control Manager (QCM) and Assistant QCMs continue to be provided with salient information from the PQM's participation/attendance in Project and Work Package Progress Meetings
- Weekly Work Package Progress Meetings for STS, YBM, UMS and CTS
- Monthly Project Risk Mitigation, Safety and Security, weekly MEP Progress and CMB Meetings as scheduling constraints allow

## **Document comment and review:**

- Contractor's submittals, e.g., review of welding, concrete (including shotcrete) and other Quality related submittals/comments as requested to support the RE's and CM, and RFIs related to quality and welding
- QA Staff continues random/spot checks of the 1300 Contractor's Field Testing lab results – accomplished upon review of the preliminary test reports provided as required the Contract documents via email from the Contractor's testing laboratory which includes concrete cylinders and shotcrete cores and shotcrete C1550 flexible specimens



## Quality Assurance - Continued

- Contractor Non Conformance Reports (CNCR) Status as indicated in the TPC QC CNCR Log:
  - ◇ 7 (-1 from last month) CNCRs are currently posted to the CNCR Log as INITIAL entries (C1300 is required to generate a CNCR within 24 hours of becoming aware of what appears to be non-conforming work).
  - ◇ 11 (-1 from last month) CNCRs are currently posted to the CNCR Log as DISPOSITIONED and are being reviewed by associated SFMTA RE to verify that the Contractor's proposed disposition is appropriate.)
  - ◇ 15 (no change from last month) CNCRs are currently posted to the CNCR Log as DISPOSITIONED (NOT ACCEPTABLE) and have been returned to the Contractor because the RE's review of the Contractor's proposed disposition determined that the proposed disposition is not appropriate and must be revised).
  - ◇ 15 (-8 from last month) CNCRs are currently posted to the CNCR Log as APPROVED because the suggested REPAIR dispositions have been approved and the CNCRs will remain open until the approved REPAIR procedure is performed.
  - ◇ 253 (+12 from last month) CNCRs are currently posted to the CNCR Log as CLOSED.
  - ◇ 38 (no change from last month) CNCRs are currently posted to the CNCR Log as VOIDED (subsequent evaluation of the INITIAL CNCRs determined that a CNCR is not warranted)
  - ◇ 339 (+2 from last month) CNCRs are currently posted to the CNCR Log

### **QA Issues:**

- None to report for January 2018

### **QA Concerns:**

- As described previously, typical to similar Projects, work performed prior to receipt of approval status of required submittals (including coordination and shop drawings)/RIFs with/without knowledge of QC or responsible production supervision, remains a potential item(s) of concern
- Also as previously described and typical to similar Projects, the untimely identification and mitigation (SFMTA approval) of "last minute items", such as too little clear cover for reinforcement due to unanticipated proximity of adjacent objects in a concrete lift, remains an ongoing challenge to all involved. As mentioned last month, Project Quality has not suffered to date; however the aforementioned concerns remain
- Continue regarding Project schedule compression demands disrupting RE and Design Staff priorities

### **Other Program QA Practices Implemented**

- Close-out of Corrective Action Requests: Close outs continued from Quality Assurance staff's Audits, Surveillances and PMOC Quarterly Reviews. The status is tracked in the Corrective Action Log that is available/provided to the project team and the FTA PMOC

## Risk Management

Risk Mitigation Management Meeting No. 102 was held on Wednesday, January 4, 2018. The members of the Risk Assessment Committee in attendance, reviewed the top risks in accordance with the risk summary sheet, which have been given a rating by The Committee of six and above.

During this month's meeting, thirty six (36) construction risks and one (1) remaining requirement risk was tracked on the Project's Risk Register. Additional vetting of these risks will be done at next month's meeting. Establishing strategies for mitigation and evaluating potential unforeseen issues or conditions.

The Committee will continue to follow risks and risks will be monitored and statuses updated with the use of the risk mitigation status sheets, providing monthly updates by the Risk owner to demonstrate the assigned mitigation strategy is being implemented.

### Top Risks

Risk #	Risk Description	Risk Rating
248	Production Rate – existing sequence at CTS (actual vs expected effort not achieved)	25
240	Unresolved Assignment of Schedule Delay Responsibility (may lead to increase cost for the Program)	12
251	Physical activities missing (not defined) in the schedule / identify activities of undefined scope	8
234	Sequential Excavation Method at CTS - Contractor's propose method will induce detrimental subsidence	7
249	Unable to re-sequence the current construction activities which are linear	7
253	Do not have adequate resources defined to do the work	6
52	Unacceptable settlement and impact on major utilities at CTS. (OLD SEWERS AND OTHERS WITHIN 20FT SPACE BETWEEN TOP OF CAVERN AND STREET LEVEL)	6
238	Quality Program is ineffective in processing the nonconformance items causing schedule impacts	6
205	Prolong period of CMod's creates additional cost/causes bad blood between Resident Engineer and Contractor	6
229	CN1300 System Acceptance Testing	6

# Program Safety & Security

The San Francisco Municipal Transportation Agency is committed to the highest practical level of safety and security standards and practices in the public transit industry. The Safety and Security Management Plan (SSMP) components are reported on below as appropriate including, Safety and Security Committee, the Fire Life Safety and Security Committee the Construction Conformance Verification and Documentation and Contractor Safety and Security.

## **Project Management/Construction Management (PMCM) Team**

Safety bulletin boards have subjects covering the complacency and daily job briefings.

## **Safety Summary for the 1300 Stations Systems Track Construction Package**

During the month of January, TPC and their subcontractors incurred four first aid incidents. No lost time was incurred. The incidents included one laceration to the finger, a bruised shoulder, a strain to the back, and a bruise to the throat.

## **Table 1300 Stations Construction Safety Record**

Table 1300 below summarizes the Month to Date and Project to Date for the Stations, Systems and Track Construction contractor and subcontractors.

### **Next Month Look Ahead**

#### **1300 Contract**

1. The CTS station has completed barrel vault installation for Center Drift through last Reach 7.
2. At the UMS station, TPC has commenced installation of scalloped walls between Platform Strut and Mezzanine levels.
3. At the YBM station, TPC continues to pour floors in the headhouse along with starting to finish more of the platform.
4. At the STS station, TPC and their sub contractors continue to install rails into 4th Street and up to the UMS station in the tunnels.



# Program Safety & Security - continued

## Project Safety Record - Contract 1300

### SAFETY GOALS

Through Month End Jan 2018

OSHA Recordable Accidents, <3.4 Lost Time Cases, <1.6
----------------------------------------------------------

JOB TO DATE	Tutor	Subs	Total Project	Rate*
OSHA Recordable Accidents	5	1	6	0.45
Job Transfer or Restricted Duty Cases	0	0	0	0.00
Lost Time Cases	1	0	1	0.08
Total Project Incidents	6	1	7	0.53
Man Hours Worked Through M/E Jan 2018	1,180,224	1,472,792	2,653,016	

YEAR TO DATE (Month ,Day, Year to Month, Day, Year)	Tutor	Subs	Total Project	Rate*
OSHA Recordable Accidents	0	0	0	0.00
Job Transfer or Restricted Duty Cases	0	0	0	0.00
Lost Time Cases	0	0	0	0.00
Total Project Incidents	0	0	0	0.00
Man Hours Worked Through M/E Jan 2018	43,943	24,358	68,300	

\* Rate is calculated based on number of incidents divided by total number of man hours worked multiplied by 200,000 man hours.


OSHA Recordable Accidents - 2008 Construction Industry Rate for Highway, Street, and Bridge Construction = 3.9

\*Classifications change at a later date due to additional information becoming available, thereby, changing the numbers on the chart.

For example, what was once classified as an accident can become a first aid which leads it to no longer being recordable.

## Technical Capacity

The Program is in the process of finding a permanent replacement for the Director position. Currently, an Acting Director has been named until a permanent replacement is found. In addition, the program is in the process of establishing a job description for a Startup and Testing Manager. The Program is also considering candidates for Contracts Claims Administrator or Change Order Administrator and is interested in identifying additional candidates for supplementation of the team in the areas of Construction Inspector and Office Engineer, and persons with expertise in MEP Coordination and Systems implementation.



***Two workers with jackhammers remove excess concrete from around temporary bracing at the south headwall, where escalators and stairs will eventually be installed.***

## Staffing

The Central Subway Staffing Table shows Planned and Actual full-time equivalent staff (FTEs) working on the Program by organizational function and responsibility.

	Nov-2017		Dec-2017		Jan-2018	
	Planned	Actual	Planned	Actual	Planned	Actual
<b>Project Management</b>						
Program Management	6.60	5.00	6.60	5.00	6.60	5.00
Quality Assurance	1.80	1.30	1.80	1.30	1.80	1.30
Contract Administration	1.40	10.40	1.40	10.40	1.40	10.40
Community Outreach	5.50	2.50	5.50	2.50	5.50	2.50
Finance	2.00	0.00	2.00	0.00	2.00	0.00
Project Controls	4.80	4.30	4.80	4.30	4.80	4.30
Subtotal	22.10	23.50	22.10	23.50	22.10	23.50
<b>Construction Management</b>						
CM - CN 1252	0.00	0.00	0.00	0.00	0.00	0.00
CM - CN 1300	29.98	27.10	24.20	28.10	22.20	27.10
Design Support - CN 1252	0.00	0.00	0.00	0.00	0.00	0.00
Design Support - CN 1300	12.40	12.20	9.00	12.20	9.00	12.20
Subtotal	42.38	39.30	33.20	40.30	31.20	39.30
<b>Start Up</b>						
Start Up / Safety & Security	5.95	0.20	5.95	0.20	5.95	0.20
Subtotal	5.95	0.20	5.95	0.20	5.95	0.20
<b>Total</b>	<b>70.43</b>	<b>63.00</b>	<b>61.25</b>	<b>64.00</b>	<b>59.25</b>	<b>63.00</b>




## Third-Party Agreements

No activity in this reporting month.

## LRV Procurement

SFMTA has initiated a new light rail vehicle procurement to acquire up to 260 vehicles over the next 15 years. The scope includes the design, manufacture, delivery and testing of up to 260 light rail vehicles together with associated services, spare parts, special tools, training and documentation. This includes an initial delivery of 24 cars, scheduled for delivery from 2017 - 2018 to supplement the fleet when the SFMTA's Third Street Phase 2 - Central Subway Project extension opens.

Production of the first 24 cars continues. Two cars are now in service, with 9 more on property going through the test and commissioning process. The delivery and acceptance process is ramping up with the schedule to put one vehicle in service per week by the end of March.



***A crew attaches rebar to existing foundation piles as part of pile cap construction work for the 4th and Brannan Station platform.***



# central **T** subway

## Current Construction Activity



**Chinatown (CTS)**



**Union Square/Market Street (UMS)**



**Yerba Buena/Moscone (YBM)**



**4th St. Surface Track, Systems (STS)**







*Looking south, steel support ribs which formerly reinforced a wall constructed as part of sequential mining work jut from the soil being excavated inside the Chinatown Station.*




*Bulldozers wait patiently as the large steel bucket used to haul excavated material to the surface is lowered into place inside the station headhouse.*





*Looking north, a surveyor pauses while two men move a boom lift into position inside the cross-cut cavern, the where the station headhouse enters into the future station platform cavern, currently being excavated.*




*Shotcrete is applied to a ceiling arch joint where extraneous drill casings have been cut flush, at the south end of the Chinatown Station platform cavern where it transitions to the crossover cavern.*





*Looking south, workers continue constructing scalloped finish walls on the platform level of the station box, while vinyl sheeting is installed as part of waterproofing work above.*



*Concrete forms are being constructed for internal columns and walls inside the north concourse, where it meets the Union Square Garage.*






*A crew re-installs the first section of pedestrian safety barrier on the east side of Stockton north of O'Farrell, following the end of the 2017 Winter Walk*



*Carpenters build a concrete form near the south headwall as part of construction for scalloped wall texturing down the length of the station platform.*





*A crew builds one side of a concrete form for a column inside the Yerba Buena/Moscone station headhouse.*




*A carpenter removes pieces of concrete formwork for a doorway on the west side of the Yerba Buena/Moscone Station's headhouse, concourse level.*





***Carpenters build concrete forms toward the north end of the Yerba Buena/Moscone Station platform, where internal walls and other structural elements are being constructed.***




***Two men in a scissor lift remove concrete from the edge of the slurry wall access portal across the southbound track from the Yerba Buena/Moscone station platform.***





*A crew attaches rebar to existing foundation piles as part of pile cap construction work for the 4th and Brannan Station platform.*



*Concrete trucks line up to pour a bed of gravel as part of track foundation work on 4th just north of Townsend.*





*A utility vehicle fitted with rail wheels is moved from staging lot west of the tunnel portal, into the tunnel portal for support work.*



*Looking south from 4th and Freelon, crews are installing conduit for utilities as part of 4th and Brannan surface station foundation work.*

*Appendix A*

**DETAIL COST REPORTS**

\*January 2018 Notice: The City is in the process of transitioning from FAMIS to Financial System Project (FSP). During the transition, we are unable to provide accurate financial updates. Once FSP is updated and validated, we will reconcile our reports accordingly. We will be projecting current expenditures and anticipate the reconciled updates will be available early next year.

**1. PROJECT COST**

The Current Cost Estimate (CCE) for the Central Subway Project is **\$1.578 billion** in year of expenditure dollars (\$YOE). This total project cost is shown at the top of Report 7.1, Program Project Budget. This capital cost projection incorporates allocated and unallocated contingencies to cover the risks associated with the project completion.

Total net incurred costs for the project are \$1,178.42 million, a \$14.16 million increase over last month. The cost to date figure reflects expenditures through FAMIS 786 Report (\$1,127.53 million) plus the utilities joint trench Form B Reimbursement payment (\$11.27 million), invoices currently being processed (\$35.16 million) and estimates of outstanding pay requests (\$4.49 million). This incurred amount equals 74.66 % of the total project budget of \$1.578 billion.

The current funding level to date is \$1,479.79. This represents 94% of the total project budget.

CONTRACT	PP NO	PP PERIOD TO	PROG PYMT AMOUNT
CS155.1*	69	3/31/2016	\$ 13,280.00
CS155.1*	70	6/30/2016	\$ 24,327.00
CS155.1*	71	9/30/2016	\$ 65,000.00
CS155.1*	72	12/30/2016	\$ 50,000.00
CS155.1*	73	3/31/2017	\$ 35,282.00
CS155.2	88	6/30/2017	\$ 428,660.77
CS155.2	89	7/31/2017	\$ 355,798.14
CS155.2	90	8/31/2017	\$ 379,121.78
CS155.2	91	9/30/2017	\$ 507,849.97
CS155.2	92	10/31/2017	\$ 407,536.84
CS155.2	93	11/30/2017	\$ 379,157.37
CS155.2	94	12/31/2017	\$ 297,049.51
CS155.2*	95	1/31/2018	\$ 297,049.51
CS155.3	88	7/31/2017	\$ 55,791.97
CS155.3	89	8/31/2017	\$ 55,290.83
CS155.3	90	9/30/2017	\$ 95,777.93
CS155.3	91	10/31/2017	\$ 56,923.91
CS155.3	92	11/30/2017	\$ 56,689.65

CONTRACT	PP NO	PP PERIOD TO	PROG PYMT AMOUNT
CS155.3	93	12/31/2017	\$ 78,219.18
CS155.3*	94	1/31/2018	\$ 78,219.18
CN 1300	47	11/30/2017	\$ 9,752,012.00
CN 1300	48	12/31/2017	\$ 11,188,643.00
CN 1300	49	1/31/2018	\$ 10,913,871.00
CS149*	103	7/31/2017	\$ 500,000.00
CS149*	104	8/31/2017	\$ 500,000.00
CS149*	105	9/30/2017	\$ 500,000.00
CS149*	106	10/31/2017	\$ 500,000.00
CS149*	107	11/30/2017	\$ 500,000.00
CS149*	108	12/31/2017	\$ 500,000.00
CS149*	109	1/31/2018	\$ 500,000.00
CS156	81	8/31/2017	\$ 15,143.18
CS156	82	9/30/2017	\$ 10,151.73
CS156*	83	10/31/2017	\$ 10,151.73
CS156*	84	11/30/2017	\$ 10,151.73
CS156*	85	12/31/2017	\$ 10,151.73
CS156*	86	1/31/2018	\$ 10,151.73
other accruals*		1/31/2018	\$ 517,320.89

\* Estimated Amount

\$ 39,654,774.26

**2. CONTINGENCY ALLOCATIONS AND USAGE**

The current Total Project Contingency is **\$74.18 million**, which is a \$14.18 million favorable balance against the current Minimum Contingency level of \$60 million. The Contingency Drawdown Curve is shown in Report 7.3. Follows by Report 7.4 Contingency Management Trend Report with the Remaining Contingency after Approved Changes Deducted contingency items in column "i".



Both Contract 1252 Tunnel and Contract 1300 Station did not process any contract modifications in this reporting period. Refer to Report 7.5 for approved contract modifications and potential changes.

**3. BUDGET TRANSFERS**

No budget transfers in this reporting period.

**4. FORM B**

The Utilities Joint Trench Form B Details is listed in the Table A2 below. Total utilities joint trench Form B Reimbursement payment to three construction contracts is \$11.27 million.

TABLE A2: UTILITIES JOINT TRENCH FORM B DETAILS	[A] Mar 2015 BUDGET	[B] EXPENDED TO DATE	Associated Cost Account
1.3.491.07.040.02 - FORM B - CN1250 UTILITY REIMBURSEMENT	(2,275,419)	2,463,325	1.3.081.07.040.02 - 1UTL:SITWORK: UTILITIES & RELOC
1.3.491.08.040.02 - FORM B - CN1251 UTILITY REIMBURSEMENT	(7,618,412)	3,608,217	1.3.082.08.040.02 - 2UTL:SITWORK:UTILITIES&RELOCATE
1.3.491.02.040.02 - FORM B - CN1252 UTILITY REIMBURSEMENT		3,975,656	1.3.083.02.040.02 - TUNN:Sitework:Utilities & Relocate
1.3.491.04.040.02 - FORM B - CTS: CN1300 UTILITY REIMBURSEMENT	(451,703)	441,304	1.3.085.04.040.02 - CTS.1254: SITE UTILITIES, UTILITY RELOCA
1.3.491.09.040.02 - FORM B - STS: CN1300 UTILITY REIMBURSEMENT	(1,000,000)	-	
1.3.491.03.040.02 - FORM B - UMS: CN1300 UTILITY REIMBURSEMENT	(528,370)	466,189	1.3.084.03.040.02 - UMS.1253: SITE UTILITIES, UTILITY RELOCA
1.3.491.05.040.02 - FORM B - YBM: CN1300 UTILITY REIMBURSEMENT	(100,000)	314,072	1.3.086.05.040.02 - YBM.1255: SITE UTILITIES, UTILITY RELOCA
<b>TOTAL</b>	<b>(11,973,904)</b>	<b>11,268,764</b>	

**5. EARNED VALUE (EV) ANALYSIS**

In January 2018 Report, the Preliminary Earned Value Analysis reports is based on the SFMTA January Schedule Update. The Planned Value, Earned Value, Actual Cost, Percent Complete and resulting indexes as follows:

**Preliminary January Earned Value**

Overall Budgeted Cost:	\$1,578,300,000
Planned Value:	\$1,482,093,391
Earned Value:	\$1,178,387,158
Actual Cost:	\$1,178,423,882
Schedule Performance Index (SPI):	0.80
Cost Performance Index (CPI):	1.00
Percent Complete:	74.6%

**SFMTA, EV Chart**  
**JANUARY 31, 2018 Update**

Activity ID	Activity Name	Start	Finish	Performance % Complete	Budgeted Total Cost	Planned Value Cost (PV)	Earned Value Cost (EV)	Actual Total Cost (AC)	CP	SPI
<b>CENTRAL SUBWAY PROJECT</b>										
		03-Jun-03 A	11-Nov-21	74.59%	\$1,578,300,004.62	\$1,482,093,391.01	\$1,178,387,157.56	\$1,178,423,882.40	1.00	0.80
	Preliminary Engineering Phase	03-Jun-03 A	07-Jan-10 A	100%	\$46,542,061.34	\$46,542,061.02	\$46,542,061.02	\$46,542,060.63	1.00	1.00
	Final Design	08-Jan-10 A	17-Jun-13 A	100%	\$115,075,987.10	\$115,075,987.06	\$115,075,987.06	\$113,950,952.17	1.01	1.00
	Light Rail Vehicles	15-Apr-13 A	29-Oct-19	8.25%	\$26,365,663.00	\$26,365,663.00	\$2,177,131.58	\$10,588,346.72	0.21	0.08
	Real Estate	01-Aug-08 A	26-Jan-18	82.4%	\$32,140,477.71	\$37,405,895.00	\$30,822,332.40	\$30,626,115.63	1.01	0.82
	Construction Phase	03-Jan-10 A	19-Feb-21	73.15%	\$1,349,149,982.64	\$1,256,683,794.93	\$983,769,645.50	\$976,706,407.45	1.01	0.78
	Construction Support and Costs	03-Jan-10 A	19-Feb-21	60.13%	\$200,922,851.00	\$140,867,625.06	\$120,167,546.57	\$130,611,591.22	0.92	0.85
	Construction Utility Contract #1 - MGS & Portal CN-1260	04-Jan-10 A	23-May-11 A	100%	\$11,968,150.00	\$11,968,150.00	\$11,968,150.00	\$11,968,150.00	1.00	1.00
	Construction Utility Contract #2 - JIMS CN-1251	12-Jan-11 A	15-Oct-12 A	100%	\$20,669,081.47	\$20,794,582.00	\$20,794,582.00	\$20,669,081.47	1.01	1.00
	Construction Tunnels CN-1252	08-Jun-11 A	26-Jan-18	99.44%	\$235,913,500.06	\$251,068,967.23	\$249,672,040.28	\$233,589,322.34	1.07	0.99
	Construction CN-1300	03-Jun-13 A	31-Oct-19	67.49%	\$879,676,400.11	\$831,984,470.64	\$581,167,326.64	\$579,868,262.42	1.00	0.70
	Unallocated Contingency	26-Jan-18	07-Nov-19	0%	\$9,005,902.83	\$0.00	\$0.00	\$0.00	0.00	0.00
	Project Management	07-Nov-19	11-Nov-21	0%	\$0.00	\$0.00	\$0.00	\$0.00	0.00	0.00



## Earned Value Analysis and Definitions

**SPI** is a measure of schedule efficiency on a project. It is the ratio of earned value (EV) to planned value (PV). A SPI equal to or greater than one indicates more work was completed than planned and a value of less than one indicates less work was completed than planned. A value of less than 0.9 is unfavorable.

**CPI** is a measure of cost efficiency on a project. It is the ratio of earned value (EV) to actual cost value (AC). A CPI equal to or greater than one indicates a cost under run and a value of less than one indicates a cost overrun. A value of less than 0.9 is unfavorable.

The following earning rules are established for each of the phase:

Cost Element Group	Planned Value (Primavera)	Earned Value (Primavera)	Actual Cost (SFMTA Cost Accounting (SAP))
<b>Prelim. Engineering</b>	Expenditure Plan Level of Effort (LOE)	Equals to Planned Value (LOE)	Time Keeping; Vendor Accruals and Invoices
<b>Final Design</b>	Expenditure Plan Level of Effort (LOE)	Equals to Planned Value (LOE)	Time Keeping; Vendor Accruals and Invoices
<b>Procurement</b>	Planned Delivery Date	Actual Delivery Date	Time Keeping; Vendor Accruals and Invoices
<b>Real Estate</b>	Expenditure Plan Level of Effort (LOE)	Equals to Planned Value (LOE)	Time Keeping; Vendor/ Material Accruals and Invoices
<b>Construction</b>	Schedule of Work	% Complete* x Budget at Completion (BAC)	Vendor Accruals and Invoices
<b>Sub-Total</b>	Performance Measurement Baseline (PMB)	Total Earned Value	Total Actual Cost
<b>Below the Line</b>	+ Contingency		
<b>Total</b>	Approved Budget		

## 6. FUNDING SUMMARY

The Funding Available Table below shows the total awarded funds to date vs. the total committed funds from the Project's seven funding sources.

<b>Funding Available Table</b>		
	<b>Funding</b>	
	<b>Committed Funding Sources</b>	<b>Total Awarded Funds to Date</b>
<b>Federal</b>		
Sect. 5309-NS	\$942,200	\$919,182
CMAQ	\$41,025	\$41,025
<b>Federal Subtotal</b>	<b>\$983,225</b>	<b>\$960,207</b>
<b>State</b>		
TCRP	\$14,000	\$14,000
State RIP	\$88,000	\$12,498
Prop. 1B (I-Bond) PTIMSE	\$307,792	\$307,792
Prop. 1A (HSR-Bond)	\$61,308	\$61,308
<b>State Subtotal</b>	<b>\$471,100</b>	<b>\$395,598</b>
<b>Local</b>		
Prop. K	\$123,975	\$123,975
<b>Local Subtotal</b>	<b>\$123,975</b>	<b>\$123,975</b>
<b>CPT 544 Total</b>	<b>\$1,578,300</b>	<b>\$1,479,780</b>

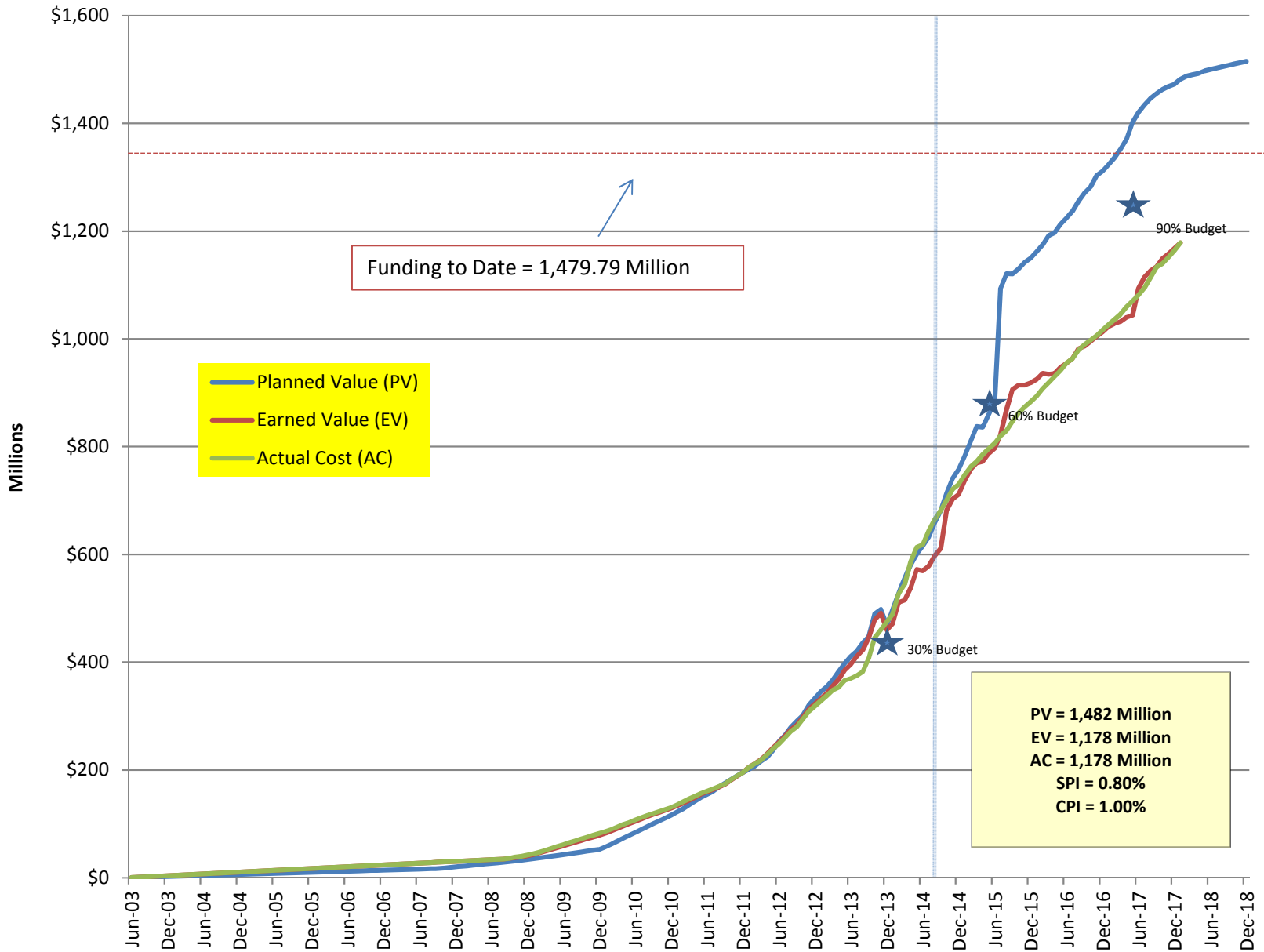
## 7. LIST OF COST REPORTS

- 7.1 Program Project Budget
- 7.2 Earned Value Cash Flow
- 7.3 Contingency Drawdown Curve
- 7.4 Summary Contingency Management Trend Report
- 7.5 Detail Contingency Usage Report
- 7.6 Budget Revisions: Report sorted by Construction Packages & Soft Costs
- 7.7 Project Budget & Expenditure Report: Sorted by SCC Summary
- 7.8 Budget & Expenditure Report: Sorted by SCC Details
- 7.9 Detail Monthly Expenditure Report: grouped by Project Phase
- 7.10 Cost Report Notes



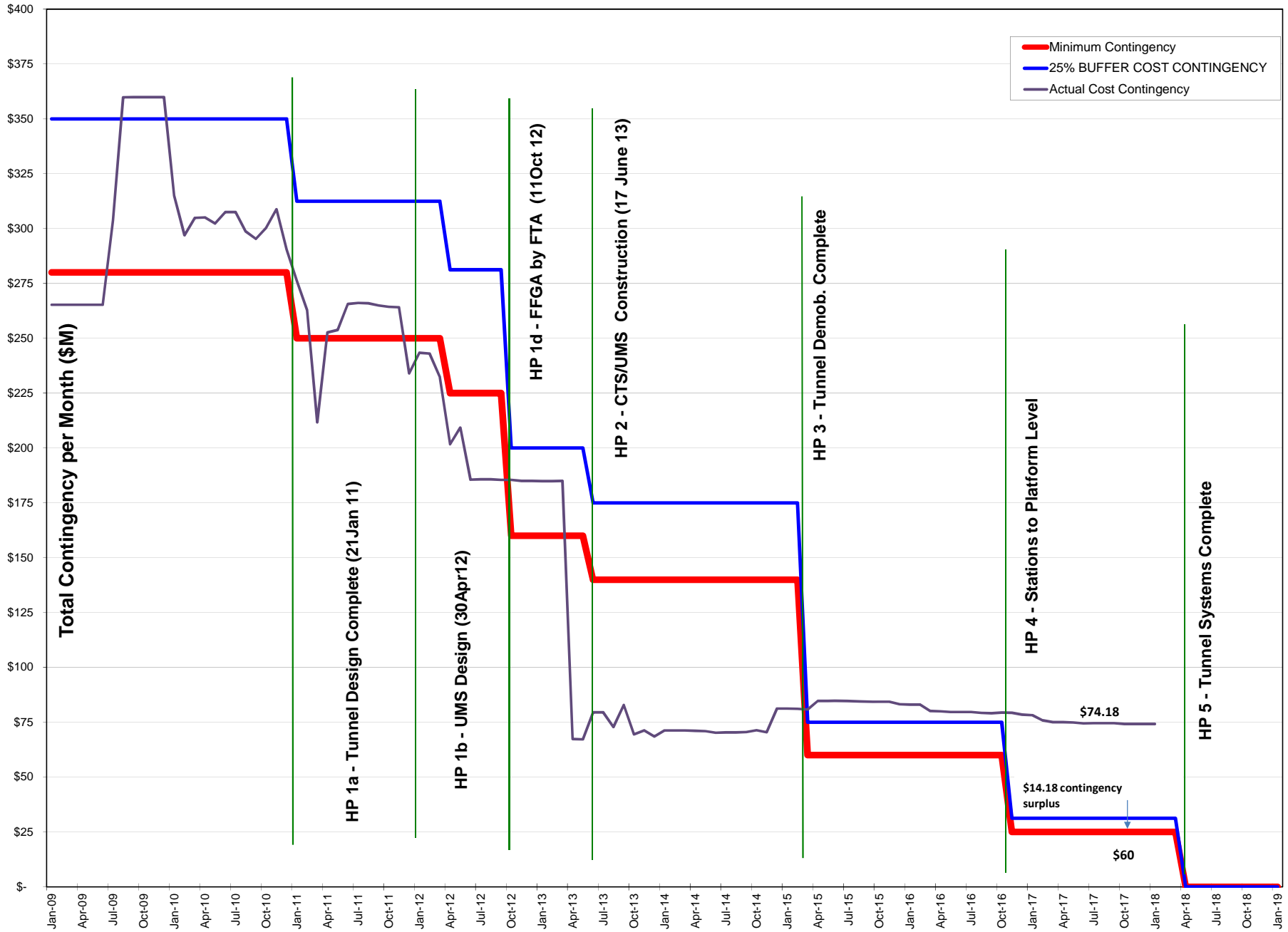
<b>A. Central Subway Project</b>						
Project	Name	Amount	PM	Funding Source	Reporting	Cost Report Notes
1	CPT544 Central Subway Project	\$1,578,300,000	J. Funghi	62% Fed, 30% State, 8% Local	yes	1
<b>Total:</b>		<b>\$1,578,300,000</b>				
<b>B. Related SFMTA Capital Improvement Projects</b>						
Project	Name	Amount	PM	Funding Source	Reporting	
2	CPT690 TBM Retrieval Shaft Relocation	\$9,700,000	Funghi/Magyar	MTA Operating Funds	no	2
3	CPT718 Chinatown Metro Plaza	\$6,980,000	J. Funghi	Transbay Redevelopment	no	3
4	CPT665 Central Subway Project - Goodwill	\$2,367,750	K. Magyar	I-Bond Interest	no	4
5	CPT705 MOH - Broadway/Sansome	\$8,000,000	K. Magyar	MTA Operating Funds	no	5
<b>Total:</b>		<b>\$27,047,750</b>				
<b>C. Central Subway Project - Project Offset Credits</b>						
	From	Amount	Index	Notes	Reporting	
1	2009-2016 Utility Co. - Form B Reimbursement	\$12,227,954	--	Construction contracts	yes	6
2	2017-2019 PG&E - Power Feed Reimbursement	\$7,624,540	--	Not yet bill PG&E	yes	7
3	6/26/2013 BART Elevator	\$90,000	68CPT544135B	Not yet rec'd BART Funds	yes	8
4	11/6/2013 Tutor Perini - CAD Files	\$2,500	68CPT5441236	Deposit to Design Index	yes	9
5	1/27/2014 SFPUC - Sewer Main	\$2,925,296	68W251	Certified in Contract 1300	yes	10
6	8/27/2014 SFMTA Traffic Effectiveness Project funded	\$694,651	68W324/686D42	Contract 1252 CMod #40	yes	11
7	9/27/2014 SFPUC - 24" Water Main	\$328,857	68CPT544135A	Contract 1252 CMod #41	yes	12
8	2/15/2015 Chinatown Plaza Construction Estimate	\$75,000	68CPT7181341	Contract 1300 CMod #6	yes	13
9	3/27/2015 SFPUC - 24" Water Main Additional Work	\$112,102	68W409	Contract 1252 CMod #48	yes	14
10	3/15/2016 Support for North Beach Restoration, OCS and Streetlighting	\$155,468	68T7373342D2/D3	Contract 1252 CMod #51	yes	15
11	6/27/2016 DPW - MOU for Water Line above YBM Station	\$438,218	68W592	Contract 1300 CMod #20	yes	16
<b>Total:</b>		<b>\$24,674,586</b>				

# Earned Value Cash Flow Curve





# Cost Contingency Drawdown



COST ELEMENT	CONTRACT COST					CONTINGENCY					BUDGET	VARIANCE	Cost Report Notes	
	ORIGINAL CONTRACT VALUE / September 2013 SUPPLEMENTAL BUDGET	APPROVED CHANGES	CURRENT CONTRACT VALUE	POTENTIAL CHANGES	ESTIMATE AT COMPLETION (EAC)	ORIGINAL CONTINGENCY / Sep 2013 SUPPLEMENTAL CONTINGENCY (Include CN 1250 & CN1251)	CONTINGENCY ADJUSTMENT TRANSFERS	REVISED AUTHORIZED CONTINGENCY (Include CN1250 & CN1251)	REMAINING CONTINGENCY AFTER APPROVED CHANGES DEDUCTED [h - b]	REMAINING CONTINGENCY AFTER POTENTIAL CHANGES DEDUCTED [i - d]	ORIGINAL CONTRACT VALUE + REVISED AUTHORIZED CONTINGENCY [a + h]	BUDGET - ESTIMATE AT COMPLETE [j - e]		
	a	b	c	d	e	f	g	h	i	j	j	k		
<b>SCC 10-50 CONSTRUCTION CONTRACT PACKAGES</b>														
1250	UTILITY RELOCATION PACKAGE #1 <i>Contract 1250 Department of Technology</i>	9,273,939 166,756	2,694,211	11,968,150 166,756		11,968,150 166,756		1,953,377 740,834		2,694,211		11,968,150 166,756		17
1251	UTILITY RELOCATION PACKAGE #2 <i>Contract 1251 Department of Technology</i>	16,832,550 75,615	3,836,531	20,669,081 75,615		20,669,081 75,615		5,367,297 (1,530,766)		3,836,531		20,669,081 75,615		18
1252	GUIDEWAY TUNNEL	233,584,015	1,494,770	235,078,785	20,000	235,098,785	23,658,464	(21,328,979)	2,329,485	834,715	814,715	235,913,500	814,715	19
1300	STATIONS <i>1253 UNION SQUARE/MARKET ST STATION [UMS]</i> <i>1254 CHINA TOWN STATION [CTS]</i> <i>1255 YERBA BUENA/ MOSCONE STATION [YBM]</i> <i>1256 SURFACE TRACKWORK &amp; SYSTEMS [STS]</i>	839,676,400 294,030,590 247,567,810 158,089,000 139,989,000	8,121,714 2,748,442 2,964,460 309,825 2,098,986	847,798,114 296,779,032 250,532,270 158,398,825 142,087,986	24,649,627 10,258,090 7,358,381 4,129,147 2,904,009	872,447,740 307,037,122 257,890,651 162,527,972 144,991,995	20,000,000 5,000,000 5,000,000 5,000,000 5,000,000	20,000,000 15,000,000 5,000,000 5,000,000 5,000,000	40,000,000 20,000,000 10,000,000 5,000,000 5,000,000	31,878,286 17,251,558 7,035,540 4,690,175 2,901,014	7,228,660 6,993,468 (322,841) 561,028 (2,995)	879,676,400 314,030,590 257,567,810 163,089,000 144,989,000	7,228,660 6,993,468 (322,841) 561,028 (2,995)	20
OTHER		31,233,501	1,060,000	32,293,501		32,293,501	1,160,000	1,060,000	2,220,000	1,160,000	1,160,000	33,453,501	1,160,000	21a
SCC 10 - 50 Construction Sub-total		1,130,842,776	17,207,226	1,148,050,002	24,669,627	1,172,719,628	52,139,137	(1,328,979)	51,080,226	33,873,001	9,203,374	1,181,923,002	9,203,374	21b
<b>SCC 60-80 SOFT COSTS PACKAGES</b>														
60	ROW, LAND, EXISTING IMPROVEMENTS	36,511,799	(4,265,478)	32,246,321		32,246,321	1,000,000	(1,000,000)	0	0	0	32,246,321	0	22
70	VEHICLES	24,108,712	(10,799,712)	13,309,000		13,309,000	2,276,941	10,799,712	13,076,653	13,076,653	13,076,653	26,385,653	13,076,653	23
80	PROFESSIONAL SERVICES	310,518,041		310,518,041		310,518,041	18,221,079		18,221,079	18,221,079	18,221,079	328,739,120	18,221,079	
SCC 60 - 80 Construction Sub-total		371,138,552	(15,065,190)	356,073,362		356,073,362	21,498,020	9,799,712	31,297,732	31,297,732	31,297,732	387,371,094	31,297,732	
SCC 90	UNALLOCATED CONTINGENCY						3,845,945	5,159,958	9,005,903	9,005,903	9,005,903	9,005,903	9,005,903	24
<b>TOTAL</b>		<b>1,501,981,328</b>	<b>2,142,036</b>	<b>1,504,123,364</b>	<b>24,669,627</b>	<b>1,528,792,990</b>	<b>77,483,102</b>	<b>13,630,691</b>	<b>91,383,861</b>	<b>74,176,636</b>	<b>49,507,009</b>	<b>1,578,299,999</b>	<b>49,507,009</b>	
											Total Project Budget	1,578,300,000	25	
											Estimate At Completion	1,528,792,990	26	
											Variance	49,507,009	27	

Note #17 - Adjusted Contract 1252 Guideway Tunnel contingency "column g" to reflect construction contract modifications #20, #40, #41, #48 and #51 were funded by other funding sources.

Contract Modification/Trend Log - Contract 1252 Tunnel

Awarded NTE Amount: \$233,584,015.00  
Substantial Completion: 4/15/2015

Revised NTE Amount \$235,078,784.60  
Revised Substantial Completion 4/15/2015

Contract Modifications				Amount	
No.	Description	SCC Code	COR/PCC No.	CMod	Contract NTE
1	Amendment of Insurance Requirements		n/a	\$0.00	\$233,584,015.00
2	Amendment of General Liability Insurance Requirements		n/a	(\$3,040,713.00)	\$230,543,302.00
3	Relocation of PG&E Ductbank & Removal/Reinstall TODCO Scaffolding		CORs 10 & 29	\$6,633.37	\$230,549,935.37
4	Investigate 48" Pipe at UMS S. Headwall		PCC 9	\$75,000.00	\$230,624,935.37
5	LB/MOS Oil Filled Pipe Abatement and MOS Asbestos Pipe Abatement		CORs 7, 22 & 27	\$23,912.54	\$230,648,847.91
6	Arch. Support at MOS Station N. Headwall		COR 12	\$16,892.96	\$230,665,740.87
7	Revisions to MOS N. Headwall Elevation		PCC 1	\$20,358.23	\$230,686,099.10
8	UMS Reduced Duration		COR 21	\$0.00	\$230,686,099.10
9	48" Pipe Investigation and Removal at the UMS Headwalls		PCC 11	\$150,000.00	\$230,836,099.10
10	PG&E Impacts to Launch Box and Flagger		CORs 6 & 41	\$8,618.96	\$230,844,718.06
11	Bart Annex Wall		PCC 7	\$15,500.00	\$230,860,218.06
12	LB - Concrete Manhole and Slurry Pipe Removal		COR 38	\$3,820.84	\$230,864,038.90
13	Retrieval Shaft - Pipe/Duct Bank Removal		CORs 31, 47, 50, 58, 66	\$9,908.04	\$230,873,946.94
14	MOS - 16"Pipe Removal @ N/S Headwalls		CORs 39, 44	\$4,551.99	\$230,878,498.93
15	MOS - S. Headwall Asbestos Pipe Abatement		COR 26	\$27,629.64	\$230,906,128.57
16	UMS Utility Removal/Construct Wall		CORs 46, 48, 68	\$21,150.28	\$230,927,278.85
17	MOS – 16" Steel Pipe Removal at N/S Headwalls/Enlarge Tie-In Hole		CORs 73, 76, 81	\$5,056.63	\$230,932,335.48
18	SFWD Support Work		PCC 13	\$20,000.00	\$230,952,335.48
19	Additional BART Instrumentation		PCC 6	\$307,860.75	\$231,260,196.23
20	Relocation of Retrieval Shaft		PCC 10	\$5,150,000	funded by CPT690
21	Columbus Ave. Restoration		NA	\$261,057.00	\$231,521,253.23
22	LB - Jet Grout Quantity Overrun		COR 070	\$599,900.00	\$232,121,153.23
23	Old Navy - Comp. Grout DSCs		COR 079	\$259,373.00	\$232,380,526.23
24	SFWD Excavation, Support and Backfilling		PCC 13	\$13,982.00	\$232,394,508.23
25	Cross Passage 5 - VECP		COR 087	(\$2,674.00)	\$232,391,834.23
26	Various CORs		CORs 9, 24, 37, 45, 51, 61, 71, 77, 83, 99	\$73,700.00	\$232,465,534.23
27	MOS – Reroute traffic signal lines / Equipment Standby		CORs 11, 17	\$80,719.00	\$232,546,253.23
28	PCC 12 - Comp.Grout Mtls., Accel. at R. Shaft, Haz. Mtls @ R.Shaft, Obst. at CSM panel W6 (NTE Amount CMod)		FA CoS 006, 007, 008, 009	\$81,937.00	\$232,628,190.23
29	AWSS Conflict with Water Line, AWSS Restraining at Launch Box, AT&T Vault Conflict with Sewer Main		COR 1, 2, 3	\$73,045.00	\$232,701,235.23
30	MOS Headwall End-stops		COR 018	\$144,000.00	\$232,845,235.23



Connecting people. Connecting communities.

31	Launch Box - Slurry Wall Obstructions		COR 32, 34, 42, 43, 62, 65, 67	\$234,438.00	\$233,079,673.23
32	COR 8 + Markup - Associated w/ COR 001, COR 002, and COR 003		COR 1, 2, 3, 8	\$168,000.00	\$233,247,673.23
33	LB - Pre-Excavation for Slurry Walls		COR 015	\$125,000.00	\$233,372,673.23
34	Modifications to Tunnel Alignment at Market Street - Initial Design Costs		PCC 012 Part 1	\$39,930.00	\$233,412,603.23
35	Deleted AWSS Work at Union St. and Columbus Ave.		PCC 015	(\$187,181.00)	\$233,225,422.23
36	Curb Ramp Work at NE Corner of 4th and Harrison Streets (Force Account)		FA CO 011	\$5,023.00	\$233,230,445.23
37	Staging Yard Hazardous Material		COR 30, 54, 75	\$401,933.00	\$233,632,378.23
38	Modifications to AWSS Facilities at 4th and Bryant Streets		PCC 014	\$35,925.00	\$233,668,303.23
39	MOS N. Headwall Impacts, LB – Jet Grout Overrun		COR 85, 70	\$240,333.00	\$233,908,636.23
40	Culvert, Street & Sidewalk Restoration in N.Beach (includes QC testing)		PCC 20	\$694,651.00	funded by TEP
41	Install Water Main in North Beach		PCC 20	\$328,860.00	funded by SFPUC
42	UMS - Shoring Impacts due to 48" ATT Pipe at SW Headwall		COR 069	\$29,463.00	\$233,938,099.23
43	UMS Tangent Pile SRB-H DSC, UMS Jet Grout Column No. 18 DSC		COR 096, COR 102	\$60,870.00	\$233,998,969.23
44	Subcontractor Substitution		NA	\$0.00	\$233,998,969.23
45	Modifications to Tunnel Alignment - Construction Costs		PCC 12	\$883,693.00	\$234,882,662.23
46	MOS 20" Conflict with 16" AWSS @ South Headwall		COR 082	\$28,160.00	\$234,910,822.23
47	CDF Encasement on 42" RCP		COR 005	\$95,000.00	\$235,005,822.23
48	North Beach Water Main Additional Work		PCC 20	\$112,102.20	funded by SFPUC
49	Various CORS and FACOS; FACO 13-15, 17-19; COR 116, 118-121		FACO 13-15, 17-19; COR 116, 118-121	\$180,010.41	\$235,185,832.64
50	Contract Milestone Changes			\$0.00	\$235,185,832.64
51	PCC 020 - Supp 1 - North Beach Restoration, OCS and Streetlighting			\$155,468.17	funded by TEP
52	PCC 19 - Piping, Conduit and Casing at 4th Street Portal			\$11,678.00	\$235,197,510.64
53	COR 117 - Retrieval Shaft Impacts			\$30,278.08	\$235,227,788.72
54	Material Hardness at the Retrieval Shaft			\$166,182.81	\$235,393,971.53
55	PCC 020 - Supp 2 - North Beach Sewer Work			\$19,730.14	\$235,413,701.67
56	Deleted Water Utility Replacement/Water, Sewer, MRY and AWSS Design Changes		PCC 24, 28	(\$15,259.00)	\$235,398,442.67
57	YBM Concrete Overpour and Jet Grout at Headwalls		COR 072	(\$84,509.00)	\$235,313,933.67
58	Credit - Delete AWSS Material Supply			(\$201,288.32)	\$235,112,645.35
59	Credit - 1 No. AMTS Unit			(\$33,860.75)	\$235,078,784.60
<b>Sub Total:</b>				<b>\$1,494,769.60</b>	

Pending Contract Modifications		SCC Code	COR/PCC No.	Estimated	
Description				Amount	Time
I	Other Pending Contract Modifications		Cmod # TBD	\$20,000.00	
<b>Sub Total:</b>				<b>\$20,000.00</b>	

7.6 BUDGET REVISIONS: REPORT SORTED BY CONSTRUCTION PACKAGES & SOFT COSTS

Report Period: January 2018

		December 2017			January 2018				
Group by Contract & SCC	CATEGORY ITEM	December 2017 Base	December 2017 Allocated Contingency	January 2018 Base + Allocated Contingency (YOE)	January 2018 Base	January 2018 Allocated Contingency	January 2018 Base + Allocated Contingency (YOE)	BUDGET TRANSFERS [December 2017] vs. [January 2018]	Cost Report Notes
10-50	<b>CONSTRUCTION CONTRACT PACKAGES</b>	<b>1,148,050,002</b>	<b>33,873,001</b>	<b>1,181,923,003</b>	<b>1,148,050,002</b>	<b>33,873,001</b>	<b>1,181,923,003</b>	<b>0</b>	
1250	UTILITY RELOCATION PACKAGE #1	12,134,906		12,134,906	12,134,906		12,134,906	0	
	Contract 1250 Form B Credit	(2,275,419)		(2,275,419)	(2,275,419)		(2,275,419)	0	
1251	UTILITY RELOCATION PACKAGE #2	20,744,696		20,744,696	20,744,696		20,744,696	0	
	Contract 1251 Form B Credit	(7,618,412)		(7,618,412)	(7,618,412)		(7,618,412)	0	
1252	GUIDEWAY TUNNEL	235,078,785	834,715	235,913,500	235,078,785	834,715	235,913,500	0	29
	Contract 1252 Form B Credit	(254,050)		(254,050)	(254,050)		(254,050)	0	
1300	<b>CN1300 STATIONS TOTAL</b>	<b>847,798,114</b>	<b>31,878,286</b>	<b>879,676,400</b>	<b>847,798,114</b>	<b>31,878,286</b>	<b>879,676,400</b>	<b>0</b>	30
1253: UMS	UNION SQUARE/MARKET STREET STATION [UMS]	296,779,032	17,251,558	314,030,590	296,779,032	17,251,558	314,030,590	0	
	UMS 1253 Form B Credit	(528,370)		(528,370)	(528,370)		(528,370)	0	
1254: CTS	CHINA TOWN STATION [CTS]	250,532,270	7,035,540	257,567,810	250,532,270	7,035,540	257,567,810	0	
	CTS 1254 Form B Credit	(451,703)		(451,703)	(451,703)		(451,703)	0	
1255: YBM	YERBA BUENA/ MOSCONE STATION [YBM]	158,398,825	4,690,176	163,089,001	158,398,825	4,690,176	163,089,001	0	
	YBM 1255 Form B Credit	(100,000)		(100,000)	(100,000)		(100,000)	0	
1256: STS	SURFACE TRACKWORK & SYSTEMS [STS]	142,087,986	2,901,013	144,988,999	142,087,986	2,901,013	144,988,999	0	
	STS 1256 SFPUC SEWER MAIN CREDIT	(2,925,296)		(2,925,296)	(2,925,296)		(2,925,296)	0	
	STS 1256 Form B Credit	(1,000,000)		(1,000,000)	(1,000,000)		(1,000,000)	0	
OTHER	<b>OTHER CONSTRUCTION TOTAL</b>	<b>47,446,751</b>	<b>1,160,000</b>	<b>48,606,751</b>	<b>47,446,751</b>	<b>1,160,000</b>	<b>48,606,751</b>	<b>0</b>	
40.06	PUBLIC ART PROGRAM	8,175,555	1,160,000	9,335,555	8,175,555	1,160,000	9,335,555	0	
40.08	CN1300 JOB READINESS PROGRAM - OUTREACH	1,060,000		1,060,000	1,060,000		1,060,000	0	30
40.02	MISC. CONSTR CONTRCT WK (TRACTION POWER FOR 1251)	258,202		258,202	258,202		258,202	0	
40.01	CONTRACT 1300 SOIL PROCESS	500,000		500,000	500,000		500,000	0	31
50.01	TEMPORARY LICENSE AGREEMENT (ATCS CENTRAL CONTROL)	487,972		487,972	487,972		487,972	0	
50.06	MTA FARE COLLECTION EQUIPMENT	5,400,000		5,400,000	5,400,000		5,400,000	0	
50.06	BART FARE COLLECTION EQUIPMENT	700,000		700,000	700,000		700,000	0	

7.6 BUDGET REVISIONS: REPORT SORTED BY CONSTRUCTION PACKAGES & SOFT COSTS

Report Period: January 2018

		December 2017			January 2018				
Group by Contract & SCC	CATEGORY ITEM	December 2017 Base	December 2017 Allocated Contingency	January 2018 Base + Allocated Contingency (YOE)	January 2018 Base	January 2018 Allocated Contingency	January 2018 Base + Allocated Contingency (YOE)	BUDGET TRANSFERS [December 2017] vs. [January 2018]	Cost Report Notes
40.02	JOB ORDER CONTRACTS (JOCS) - CONSTRUCTION	117,255		117,255	117,255		117,255	0	
40.08	AON RISK INSURANCE	18,088,750		18,088,750	18,088,750		18,088,750	0	
40.02	PUBLIC AGENCIES UTILITY COORDINATION	3,713,215		3,713,215	3,713,215		3,713,215	0	
40.02	DEPARTMENT OF PARKING AND TRAFFIC (DPT)	1,200,000		1,200,000	1,200,000		1,200,000	0	
50.03	UNION SQUARE/ MARKET STREET STATION POWER FEED	2,959,826		2,959,826	2,959,826		2,959,826	0	
50.03	UNION SQUARE/ MARKET STREET STATIONS PERMANENT POWER	(2,350,000)		(2,350,000)	(2,350,000)		(2,350,000)	0	
50.03	CHINATOWN STATION POWER FEED	2,959,826		2,959,826	2,959,826		2,959,826	0	
50.03	CHINATOWN STATION PERMANENT POWER	(2,350,000)		(2,350,000)	(2,350,000)		(2,350,000)	0	
50.03	YERBA BUENA/ MOSCONE STATION [YBM] POWER FEED	3,125,222		3,125,222	3,125,222		3,125,222	0	
50.03	YERBA BUENA/ MOSCONE STATION [YBM] PERMANENT POWER	(2,368,540)		(2,368,540)	(2,368,540)		(2,368,540)	0	
50.03	SURFACE STATION POWER FEED	11,839		11,839	11,839		11,839	0	
50.04	COMMUNICATION CONNECTION COSTS	5,757,629		5,757,629	5,757,629		5,757,629	0	
60	<b>ROW, LAND, EXISTING IMPROVEMENTS</b>	<b>32,246,321</b>	<b>0</b>	<b>32,246,321</b>	<b>32,246,321</b>	<b>0</b>	<b>32,246,321</b>	<b>0</b>	
60.01	PURCHASE OR LEASE OF REAL ESTATE	30,065,810	0	30,065,810	30,065,810	0	30,065,810	0	32
60.02	RELOCATION OF EXISTING HOUSEHOLDS	2,180,511		2,180,511	2,180,511		2,180,511	0	
70	<b>VEHICLES</b>	<b>13,309,000</b>	<b>13,076,653</b>	<b>26,385,653</b>	<b>13,309,000</b>	<b>13,076,653</b>	<b>26,385,653</b>	<b>0</b>	
70.01	LIGHT RAIL	13,309,000	13,076,653	26,385,653	13,309,000	13,076,653	26,385,653	0	33
70.07	SPARE PARTS								
80	<b>PROFESSIONAL SERVICES</b>	<b>310,518,041</b>	<b>18,221,079</b>	<b>328,739,120</b>	<b>310,518,041</b>	<b>18,221,079</b>	<b>328,739,120</b>	<b>0</b>	
80.01	PRELIMINARY ENGINEERING	46,202,674		46,202,674	46,202,674		46,202,674	0	
80.02	FINAL DESIGN	61,318,331		61,318,331	61,318,331		61,318,331	0	
80.03	PROJECT MANAGEMENT FOR DESIGN & CONSTRUCTION	89,012,545	13,905,845	102,918,390	89,012,545	13,905,845	102,918,390	0	



7.6 BUDGET REVISIONS: REPORT SORTED BY CONSTRUCTION PACKAGES & SOFT COSTS

Report Period: January 2018

		December 2017			January 2018				
Group by Contract & SCC	CATEGORY ITEM	December 2017 Base	December 2017 Allocated Contingency	January 2018 Base + Allocated Contingency (YOE)	January 2018 Base	January 2018 Allocated Contingency	January 2018 Base + Allocated Contingency (YOE)	BUDGET TRANSFERS [December 2017] vs. [January 2018]	Cost Report Notes
80.04	CONSTRUCTION ADMINISTRATION & MANAGEMENT	91,096,881	2,956,812	94,053,693	91,096,881	2,956,812	94,053,693	0	
80.05	INSURANCES	6,800,000		6,800,000	6,800,000		6,800,000	0	
80.06	LEGAL: PERMITS. REVIEW FEES BY OTHER AGENCIES	8,212,604		8,212,604	8,212,604		8,212,604	0	
80.07	SURVEYS, TESTING, INVESTIGATION. INSPECTION	933,100		933,100	933,100		933,100	0	
80.08	START-UP	6,941,907	1,358,422	8,300,329	6,941,907	1,358,422	8,300,329	0	
	<b>ALL SCC CATEGORIES 10 TO 80</b>	<b>1,504,123,364</b>	<b>65,170,733</b>	<b>1,569,294,097</b>	<b>1,504,123,364</b>	<b>65,170,733</b>	<b>1,569,294,097</b>	<b>0</b>	34
90	UNALLOCATED CONTINGENCIES			9,005,906			9,005,906		35
	<b>TOTAL PROJECT COST 10 TO 100</b>			<b>1,578,300,003</b>			<b>1,578,300,003</b>		
	<b>TOTAL CONTINGENCY</b>			74,176,639			74,176,639		
	<b>CONTINGENCY MINIMUM</b>			60,000,000			60,000,000		
	<b>BELOW OR ABOVE MINIMUM</b>			14,176,639			14,176,639		

COST STATUS BY CATEGORY	SCC CODES	Supplemental 2013 Budget/Original Budget	BUDGET December 2017	BUDGET TRANSFERS	BUDGET January 2018	January 2018 CTD	Remaining Budget (Column F - Column G)	January 2018 EAC	January 2018 Contingency	Cost Report Notes
		A	B	C	D	E	F	G	H	
GUIDEWAY & TRACK ELEMENTS	SCC 010	282,227,872	285,227,879	-	285,227,879	262,256,538	22,971,341	285,055,174	834,715	36
STATIONS, STOPS, TERMINALS, INTERMODAL	SCC 020	573,099,645	586,662,359	-	586,662,359	379,303,211	207,359,148	565,558,948	31,878,286	36
SITWORK & SPECIAL CONDITIONS	SCC 040	235,514,097	214,690,938	-	214,690,938	204,850,394	9,840,545	225,900,350	1,160,000	36
SYSTEMS	SCC 050	90,774,397	95,341,827	-	95,341,827	30,517,369	64,824,457	96,205,156		36
ROW, LAND, EXISTING IMPROVEMENTS	SCC 060	37,511,799	32,246,321	-	32,246,321	30,732,020	1,514,301	32,246,321		
VEHICLES	SCC 070	26,385,653	26,385,653	-	26,385,653	10,598,347	15,787,306	13,309,000	13,076,653	
PRELIM ENGINEERING	SCC 080.01	46,202,673	46,202,674	-	46,202,674	46,202,675	(1)	46,202,674		
FINAL DESIGN	SCC 080.02	61,137,604	61,318,331	-	61,318,331	61,199,308	119,023	61,318,331		
PM FOR DESIGN & CONSTRUCTION	SCC 080.03 - 080.04	197,146,664	196,972,082	-	196,972,082	141,075,245	55,896,837	180,109,425	16,862,657	
OTHER PROF SRVCS	SCC 080.05 - 080.08	24,416,118	24,246,033	-	24,246,033	11,688,777	12,557,256	22,887,611	1,358,422	
UNALLOC CONTINGENCY	SCC 090	3,883,480	9,005,903	-	9,005,903		9,005,903		9,005,906	
<b>Grand Total</b>		<b>1,578,300,000</b>	<b>1,578,300,001</b>	<b>-</b>	<b>1,578,300,001</b>	<b>1,178,423,882</b>	<b>399,876,118</b>	<b>1,528,792,991</b>	<b>74,176,639</b>	

SCC DESCRIPTION	January 2018 BUDGET	January 2018 CTD
010 - GUIDEWAY & TRACK ELEMENTS	285,227,879	262,256,538
020 - STATIONS, STOPS, TERMINALS, INTERMODAL	586,662,359	379,303,211
040 - SITEWORK & SPECIAL CONDITIONS	214,690,938	204,850,394
050 - SYSTEMS	95,341,827	30,517,369
060 - ROW, LAND, EXISTING IMPROVEMENTS	32,246,321	30,732,020
070 - VEHICLES (number)	26,385,653	10,598,347
080 - PROFESSIONAL SERVICES (applies to Cats. 10-50)	328,739,120	260,166,004
090 - UNALLOCATED CONTINGENCY	9,005,903	
<b>Grand Total</b>	<b>1,578,300,001</b>	<b>1,178,423,882</b>



SCC DESCRIPTION	January 2018 BUDGET	January 2018 CTD
010.02-Guideway: At grade semi-exclusive (allows cross-traffic)	2,860,000	1,877,500
010.06-Guideway: Underground cut & cover	69,816,407	63,402,177
010.07-Guideway: Underground tunnel	201,340,746	187,629,946
010.09-Track: Direct fixation	6,761,089	5,747,916
010.12-Track: Special (switches, turnouts)	4,449,637	3,599,000
020.01-At-grade station, stop, shelter, mall, terminal, platform	7,602,857	1,978,488
020.02-Aerial station, stop, shelter, mall, terminal, platform	2,901,013	0
020.03-Underground station, stop, shelter, mall, terminal, platform	554,456,652	370,246,012
020.07-Elevators, escalators	21,701,837	7,078,711
040.01-Demolition, Clearing, Earthwork	12,355,615	12,078,515
040.02-Site Utilities, Utility Relocation	60,820,234	67,242,146
040.03-Haz. mat'l, contam'd soil removal/mitigation, ground water treatments	7,534,128	6,134,721
040.04-Environmental mitigation, e.g. wetlands, historic/archeologic, parks	1,122,899	687,590
040.05-Site structures including retaining walls, sound walls	2,706,431	2,706,431
040.06-Pedestrian / bike access and accommodation, landscaping	9,790,995	3,024,226
040.07-Automobile, bus, van accessways including roads, parking lots	6,579,099	4,807,283
040.08-Temporary Facilities and other indirect costs during construction	113,781,537	108,169,481
050.01-Train control and signals	28,127,939	7,459,819
050.02-Traffic signals and crossing protection	12,562,529	11,052,113
050.03-Traction power supply: substations	21,465,073	9,621,927
050.04-Traction power distribution: catenary and third rail	12,441,113	1,681,354
050.05-Communications	12,030,586	549,303
050.06-Fare collection system and equipment	6,100,000	152,852
050.07-Central Control	2,614,586	1
060.01-Purchase or lease of real estate	30,065,810	28,322,590
060.02-Relocation of existing households and businesses	2,180,511	2,409,430
070.01-Light Rail	26,385,653	10,598,347
080.01-Preliminary Engineering	46,202,674	46,202,675
080.02-Final Design	61,318,331	61,199,308
080.03-Project Management for Design and Construction	102,918,390	69,566,912
080.04-Construction Administration & Management	94,053,693	71,508,333
080.05-Professional Liability and other Non-Construction Insurance	6,800,000	6,340,196
080.06-Legal; Permits; Review Fees by other agencies, cities, etc.	8,212,604	4,497,714
080.07-Surveys, Testing, Investigation, Inspection	933,100	850,867
080.08-Start up	8,300,329	0
090.00-Unallocated Contingency	9,005,903	
<b>Grand Total</b>	<b>1,578,300,001</b>	<b>1,178,423,882</b>

Contract Modification/Trend Log - Contract 1300 Stations

<b>Awarded NTE Amount</b>	<b>\$839,676,400</b>	<b>\$847,798,114</b>
<b>Substantial Completion</b>	<b>2/28/2018</b>	<b>2/28/2018</b>

	UMS	CTS	YBM	STS	COST REPORT NOTES
<b>Potential Changes</b>	<b>10,258,090</b>	<b>7,358,381</b>	<b>4,129,147</b>	<b>2,904,009</b>	<b>28</b>
<b>Change Order - Pending</b>					
CTS COR 372 DSC Potholing @ N Acces		9,846			
CTS COR 824 Multiple Setups, Standb		1,384			
CTS COR 994 FACO#01,10,11 & Alw 13		26,319			
CTS PCC 43 Removal of Bus Bulb		15,180			
CTS-Plaza Surface Level Struct Mods		(10,337)			
Job Readiness - CTS		(390,000)			
Job Readiness - STS				(140,000)	
Job Readiness - UMS	(390,000)				
Job Readiness - YBM			(140,000)		
STS - OCS Pole Changes				8,473	
STS COR #229 Multi E Util Conf w N				7,656	
STS COR #296 Mult E Util Confl AWSS				46,892	
STS COR #89 Extra Sewer Work				15,561	
STS COR 074 AWSS Offset/Sewer Demo				93,763	
STS COR 1141 Unkn Conc Subgrade				573	
STS COR 1142 Remove Catch Basin				1,719	
STS COR 1173 Existing DB Conflict				1,115	
STS COR 476 Conc DB Conf w/ FH				20,197	
STS COR 520 Lat Conf AWSS				3,835	
STS COR 523 AV & GV on 8" WD Main				1,236	
STS COR 558 CB in conf w AWSS				862	
STS COR 601 Conc Enc in cn. w W lin				2,730	
STS COR 823 Unkn Brck Ctch Basin				1,718	
STS Traffic Signal and SL Changes				242,427	
UMS COR 1041 Culvert Removal	607				
UMS COR 1058 Obstruction at C01W	8,122				
UMS COR 1087 (E) 6-inch Gas Line	11,297				
UMS COR 1199 Redesigned 12" WD Conn	36,695				
UMS COR 389 4" Steel line asbestos	951				
UMS COR 810 Unkn Bem @ M Macys Wall	426				
YBM COR 1005 Reburial of remains			1,870		
YBM COR 1106 Impediment at Pnl P-88			1,897		
YBM COR 1197 Unknown Slurry Encasem			7,138		

**Contract Modification/Trend Log - Contract 1300 Stations**

<b>Awarded NTE Amount</b>	<b>\$839,676,400</b>	<b>\$847,798,114</b>
<b>Substantial Completion</b>	<b>2/28/2018</b>	<b>2/28/2018</b>

	UMS	CTS	YBM	STS	COST REPORT NOTES
YBM COR 1213 Add'l excavation and W			24,094		
YBM COR 248 Transite pipe Folsom			3,176		
YBM COR 385 PG&E Damage to Work			20,919		
YBM COR 390 Chip Mezzanine Headwall			44,260		
YBM COR 485 Chip Concourse Headwall			30,432		
YBM COR 711 Conduit for AC Swichgea			7,004		
YBM COR 806 Stair 1 embed submittal			(9,611)		
YBM COR 838 Abrasive Stair Nosing			42,419		
YBM COR 841 Design Chng Stair 1 run			7,638		
YBM COR 86 AT&T Side Sewer Conflict			156,831		
YBM COR 972 Ex Ut Inc W Ctch Basin			2,982		
YBM PCC 131 Add Rec Room CN316			1,036		
STS Comm and Elec Cabinets Relocati				21,768	
UMS COR 1370 Mezzanine Drain Detail	0				
<b>Negotiation</b>					
CTS - PCC #036 (CMU Wall Bracing)		19,552			
CTS 1432 Extended DRB Allowance		250,000			
CTS COR 1013 CTS Setlmt Mitigation		20,001			
CTS COR 1014 Invt Slb Crb or Trough		5,000			
CTS COR 1016 Locate Water Leak		4,538			
CTS COR 1031 Add Fire Hose Valves		14,896			
CTS COR 1035 FHC & Phns Dsgn Cnflct		10,001			
CTS COR 1084 Raceways to Mach Rms		0			
CTS COR 1086 FP Deluge Valve		0			
CTS COR 1107 Compensation Grout		0			
CTS COR 1128 Dir to Comp S Side		5,001			
CTS COR 1157 Stringer Support Embed		10,001			
CTS COR 1159 Change Escalator 1 & 2		3,144			
CTS COR 1175 Compensation Grout Set		10,001			
CTS COR 1177 NDSC Unknown Utilities		25,000			
CTS COR 1186 Unknown 1" Water Serv		5,000			
CTS COR 1232 Global to SEM Tunnelin		5,457,322			
CTS COR 1249 Add GFRC Panels		130,001			
CTS COR 1253 N. Emergency Egress		6,000			
CTS COR 1318 Elevator 4 Emer Door		5,001			



**Contract Modification/Trend Log - Contract 1300 Stations**

<b>Awarded NTE Amount</b>	<b>\$839,676,400</b>	<b>\$847,798,114</b>
<b>Substantial Completion</b>	<b>2/28/2018</b>	<b>2/28/2018</b>

	UMS	CTS	YBM	STS	COST REPORT NOTES
CTS COR 1401 Crossover Cavern Art		10,001			
CTS COR 1401 Excessive Compensation		80,001			
CTS COR 1405 Downspout Requirement		7,501			
CTS COR 1419 Add Neutral Conductor		15,664			
CTS COR 200 Dr & Dr Hrdwre for GFRC		7,797			
CTS COR 255 Additional Instruments		429,777			
CTS COR 299 Removal of Interim SW		18,253			
CTS COR 324 Strt to Beam Con@ G/L7		5,374			
CTS COR 408 MSX Termination		191,291			
CTS COR 437 Unanticipated Elec @ Sh		50,001			
CTS COR 445 3x5 w/ HDPE/PVC Inside		10,001			
CTS COR 526 Connection b/t Wall & D		25,001			
CTS COR 527 Connection b/t Wall/Dec		40,939			
CTS COR 529 Rock Mass at Elev 37'		25,001			
CTS COR 568 CMOD 019 Reservations		31,906			
CTS COR 582 Monitor at Agent Booth		95,958			
CTS COR 583 Elev 1-4 SFFD monitor		53,619			
CTS COR 625 Added Cane Detc Rail		1,889			
CTS COR 626 Ad HSS & Plt @ H Beam		3,986			
CTS COR 627 Add HSS Col @ Tickt Mac		3,404			
CTS COR 628 Add Beams and Embeds		8,214			
CTS COR 659 Add Grts at Sta Ag glas		1,537			
CTS COR 679 GI Cutos & Add Sp hds		23,450			
CTS COR 681 Crss Cut Cvrn SEM Excvn		60,001			
CTS COR 695 Mod to Grondng System		10,001			
CTS COR 706 Glas Canpy Trench Drain		0			
CTS COR 723 Strc GlS Asse Add Desig		0			
CTS COR 780 Aded Frit on Roof Panls		19,229			
CTS COR 866 ATCS/Thals Sngl Pwr Sor		10,001			
CTS COR 899 Add Soil Samp & Testing		10,001			
CTS COR 917 Spriklr Hnging Method		50,001			
CTS COR 923 Esc Equip Room Size		10,001			
CTS COR 925 Cont Metal Ring		1,001			
CTS COR 947 Shtcrt Filr Line @ slry		10,001			
CTS Delete PGE Work at Vault 732		(35,036)			

**Contract Modification/Trend Log - Contract 1300 Stations**

<b>Awarded NTE Amount</b>	<b>\$839,676,400</b>	<b>\$847,798,114</b>
<b>Substantial Completion</b>	<b>2/28/2018</b>	<b>2/28/2018</b>

	UMS	CTS	YBM	STS	COST REPORT NOTES
CTS PCC 169 JT Config Change		48,068			
CTS PCC 233 Reinf for Headhouse Inv		0			
CTS PCC 98 Slurry Wall Wr Proofing		0			
CTS PCC#25 Stairs 5, 6, 7 Mods		30,387			
CTS PCC258 Start PCN before Com PCS		0			
CTS-COR#201 Swr Line & Station Roof		37,661			
CTS-Delete Tree Planting		(3,967)			
CTS-FACO#39- Soil Testing cmplly OAB		5,478			
CTS-PCC40 Plaza Surface Slab Pntrtn		5,525			
GEN PCC 183 Electric Power Elevator			31,574		
GEN PCC 189 Anti-Graffiti Film			83,371		
STS - Additn manholes for 78" sewer				27,500	
STS - Deletion of ARS (Revision 1)				(4,689,000)	
STS - PCC#28 Portal Dowels				(1,753)	
STS Comm and Elec Cabinets Relocati				21,768	
STS COR #88 Modify CBs and Culverts				4,395	
STS COR #91 PG&E Vault Conf 16" Wtr				70,333	
STS COR 090 Subsurface Obstrc				20,452	
STS COR 093 12" Water Conf 12" Tee				0	
STS COR 094 Unknown DB Conf 12" Wtr				0	
STS COR 100 DSC Zayo PVC Conf w SW				4,070	
STS COR 1009 AWSS Lat Conflict				195,768	
STS COR 101 Cleaning for non-78" SW				58,906	
STS COR 1012 ATCS Work at SFMTA				10,001	
STS COR 1017 Increase Neoprn Pad le				5,001	
STS COR 1019 Unkown Ductbank				2,324	
STS COR 1022 2" Traffic Sgnl Condui				1,428	
STS COR 1034 E live DT/MRY Ductbank				38,540	
STS COR 1038 E Unkn 18" Steel Pipe				5,000	
STS COR 1045 78" Conc Cap Repair				19,050	
STS COR 1072 Raised Prtl Walkway				(10,001)	
STS COR 1085 AWSS Conflct w/ 36" Swr				16,233	
STS COR 1091 Conc Footing & PVC				1,550	
STS COR 1097 21" Sewer Bulkhead				13,338	
STS COR 1099 Cnflct with 24" casing				34,788	

**Contract Modification/Trend Log - Contract 1300 Stations**

<b>Awarded NTE Amount</b>	<b>\$839,676,400</b>	<b>\$847,798,114</b>
<b>Substantial Completion</b>	<b>2/28/2018</b>	<b>2/28/2018</b>

	UMS	CTS	YBM	STS	COST REPORT NOTES
STS COR 1100 E Swr Cnflt w/ 18" HDP				43,436	
STS COR 1104 Unkwn Aluminum Pipe				2,713	
STS COR 1115 Unkwn Conc Impdng AWSS				3,093	
STS COR 1116 Live Ductbank in Cnflt				15,000	
STS COR 1119 48" Corrg Pipe Cnflc				21,639	
STS COR 1140 Pothole 12" AWSS				4,481	
STS COR 1147 Utility Conflict				18,941	
STS COR 1150 Unkwn 18" Stl Line				2,316	
STS COR 1164 Slurry Encse 36" FM				15,001	
STS COR 1165 DSC - Unknown void				4,008	
STS COR 1172 DSC Utilities Conflict				75,000	
STS COR 1178 Extra Shoring - 36" FM				2,501	
STS COR 1179 Exst Pipes FM				1,797	
STS COR 1180 Unkwn Conc 10" FM				5,000	
STS COR 1189 Unkwn 12" AWSS Offset				10,000	
STS COR 1194 Unkwn MH Incor MH				3,383	
STS COR 1201 Unkwn Stl Conduits				25,000	
STS COR 1202 Acceleration 36" FM				163,307	
STS COR 1203 GSUC Delay Backfill				11,068	
STS COR 1212 Reloc Exst 10" SSFM				10,771	
STS COR 1214 Add WD POC Excav				9,445	
STS COR 1216 Traffic Signal Support				2,241	
STS COR 1217 Slurry Backfill Fiber				3,548	
STS COR 1233 Ext RR Ties Confl Sewe				894	
STS COR 1241 Unkn PVC Conduits				6,957	
STS COR 1242 Pothole 230KV Line				9,489	
STS COR 1251 Shal Utl Trak Slab				130,000	
STS COR 1261 Acceleration 36 FM				6,857	
STS COR 1266 Shallow Fiber DB				60,000	
STS COR 1275 Golden State Repair				1,863	
STS COR 1276 Install Culvert 4th Br				(7,054)	
STS COR 1278 MRY Vault Cables				50,000	
STS COR 1284 Conc Obstrt AWSS				6,078	
STS COR 1285 Unkn Utl Confl TD				10,000	
STS COR 1286 Unkn DB Confl TD				57,212	



**Contract Modification/Trend Log - Contract 1300 Stations**

<b>Awarded NTE Amount</b>	<b>\$839,676,400</b>	<b>\$847,798,114</b>
<b>Substantial Completion</b>	<b>2/28/2018</b>	<b>2/28/2018</b>

	UMS	CTS	YBM	STS	COST REPORT NOTES
STS COR 1288 Unkn DB Confl TD				10,000	
STS COR 1290 Traf Sig Box Confl				20,000	
STS COR 1295 CI Offset Conflict				35,000	
STS COR 1296 PVC DB Sewer Conflict				10,000	
STS COR 1307 Dmg MH Confl Sewer				131,481	
STS COR 1309 Brick Sewer Conflict				40,917	
STS COR 1310 Concrete Kicker				10,000	
STS COR 1314 Unkn Stl CI Conflict				5,000	
STS COR 1319 48" Sewer MH Confl				7,762	
STS COR 1323 Utl Confl AWSS FH				28,563	
STS COR 1325 Tide Flex Confl DB				2,711	
STS COR 1351 Tele Volt Power				0	
STS COR 1352 ATCS Train Cntrl Rm				0	
STS COR 1364 Culvert Confl Trk Drn				2,001	
STS COR 1372 Conc Blkt AWSS Confl				2,924	
STS COR 1381 Poly Drain Confl MRY				1,201	
STS COR 1393 AWSS Restraint Req				10,001	
STS COR 1402 Subsurface Slab				1,001	
STS COR 1411 WD Offset Confl w FM				4,001	
STS COR 1434 Unknown Duct Bank Conf				901	
STS COR 1439 RFI 03243.1 Rail Bondi				4,501	
STS COR 1445 Unkwn Fiber Pave Reno				45,001	
STS COR 1446 PGE Vault Pave Reno				901	
STS COR 1448 Sec Brker Fault Study				5,001	
STS COR 164 DSC 8" AWSS Lat Conf 78				4,077	
STS COR 211 SW conf AWSS 4th/Freelo				4,561	
STS COR 220 DSC Relocate MRY DB&Vlt				0	
STS COR 297 TC for Track Work at 4t				150,000	
STS COR 367 DSC Conf w/ CP and FM				39,148	
STS COR 371 Conflicts w/ 12" AWSS				31,387	
STS COR 392 Util at 4th-Town SW MH				13,246	
STS COR 401 AWSS Layout 4th/King				31,866	
STS COR 402 3x5 SW Confl w/ VCP SW				10,000	
STS COR 404 Contam Soil in MRY DB				18,893	
STS COR 416 Conc DB/wall/lines conf				81,783	

**Contract Modification/Trend Log - Contract 1300 Stations**

<b>Awarded NTE Amount</b>	<b>\$839,676,400</b>	<b>\$847,798,114</b>
<b>Substantial Completion</b>	<b>2/28/2018</b>	<b>2/28/2018</b>

	UMS	CTS	YBM	STS	COST REPORT NOTES
STS COR 447 Added Exc for SFWD POC				29,423	
STS COR 454 Addtl Conflicts w/ 8" W				139,923	
STS COR 455 Conflicts w/ 8" WD Line				10,000	
STS COR 456 Conflicts w/ MRY Poles				20,000	
STS COR 475 Removal of Fiber Optic				1,101	
STS COR 484 New WD & AWSS Alignment				56,042	
STS COR 488 Tunnel Track Alignment				50,001	
STS COR 500 Tunnel Monuments				0	
STS COR 522 Thickened Str. Stan				7,046	
STS COR 530 Tunnel Track Machine				20,064	
STS COR 533 Conc wall confl util				39,170	
STS COR 536 Util in Conf w 36" FM				66,287	
STS COR 559 Temporary Trolley Pole				5,890	
STS COR 567 Loct of Plinth Breaks				10,000	
STS COR 584 Debris confl w/ culvert				6,275	
STS COR 604 Duct Bank in conf. w se				12,001	
STS COR 609 Damaged MRY Conduit				23,436	
STS COR 615 Sump Pump Pit Cover				1,064	
STS COR 621 Additional WD Exc. per				26,293	
STS COR 623 Unkn Con Structure				2,966	
STS COR 632 Omit Unist & add Anr Bt				2,180	
STS COR 633 Ligting Arrrests Signal				10,001	
STS COR 641 SW delay due to conf ut				10,025	
STS COR 644 Wod Pier Cnf w AWSS				13,258	
STS COR 650 Asbestos conf w/ ATT DB				4,518	
STS COR 657 Tunnel Ca Bsn Dsn Chang				20,000	
STS COR 664 Threaded Dowels				10,001	
STS COR 666 Ukn Con Vlt/con N36"				10,118	
STS COR 675 Dct bnk & 3" Gas Line				10,000	
STS COR 682 Shtdown #1 Rail Mods				9,432	
STS COR 683 Gas Ln & unkn Duct Bank				20,892	
STS COR 694 Tr Rts in con/car pipes				835	
STS COR 699 Dct Bnk in Cnf w 36"FM				25,895	
STS COR 702 Brk Cs Bsn cnct w N Cuv				5,001	
STS COR 703 Tunl Wakway Expn jnts				386	

**Contract Modification/Trend Log - Contract 1300 Stations**

<b>Awarded NTE Amount</b>	<b>\$839,676,400</b>	<b>\$847,798,114</b>
<b>Substantial Completion</b>	<b>2/28/2018</b>	<b>2/28/2018</b>

	UMS	CTS	YBM	STS	COST REPORT NOTES
STS COR 736 Addition Rein Handholes				6,340	
STS COR 737 Dct Bnk infc w AT&T Rem				5,001	
STS COR 751 Db in coflct 36" FM& MH				75,044	
STS COR 755 AWSS Material Delay				9,916	
STS COR 787 AT&T Dct Bnk InCw N 36"				35,000	
STS COR 788 Add Basin & Culvert				28,843	
STS COR 796 Woodn Piers Woodn Beams				10,001	
STS COR 807 Tunnel Invret Slab				13,198	
STS COR 813 Permissive Signal				10,001	
STS COR 826 DSC Swr Cap & I Beams				15,000	
STS COR 834 Thales ATCS TC Pwr Dist				10,001	
STS COR 844 4th & King Trcwrk Shtdn				705	
STS COR 846 Util Conf w/ 78" SW Crw				11,371	
STS COR 849 brk Pen incof w 78" Swr				493	
STS COR 852 Caltrans Encrocmnt Prmt				10,001	
STS COR 865 Sd Swr Mnhl & 15" Sw Ln				15,001	
STS COR 873 Ex L3 DcBnk Incn Pv Ren				12,096	
STS COR 874 Inter Loc of MRY Dc Bk				20,000	
STS COR 880 Ex Dbk in con Ins SC				10,001	
STS COR 890 Ex Pll Box Incon Crb Rm				3,001	
STS COR 893 Abnd Wtr Ser @St 175+21				682	
STS COR 909 PGE Gas Interruption				50,001	
STS COR 911 E SW Conf w 48" SW				9,636	
STS COR 920 Hoist Beam Supports CP5				(1,932)	
STS COR 924 Ovpod Con inconf Catbsn				2,869	
STS COR 926 E TS conduits conf w pa				10,000	
STS COR 927 E Gas Conf w N CB				3,000	
STS COR 929 MH Conf w SW Grout				13,946	
STS COR 930 SW Cracks Conf w Grout				5,000	
STS COR 931 Tree Removal				2,998	
STS COR 934 Revised Curb/Gutter				10,001	
STS COR 935 E FM Conf w N SW Cap				22,626	
STS COR 942 Radio Sys Prelim Design				50,001	
STS COR 954 Culvert Field Investiga				20,106	
STS COR 958 Trk Pave Change				50,001	



Contract Modification/Trend Log - Contract 1300 Stations

<b>Awarded NTE Amount</b>	<b>\$839,676,400</b>	<b>\$847,798,114</b>
<b>Substantial Completion</b>	<b>2/28/2018</b>	<b>2/28/2018</b>

	UMS	CTS	YBM	STS	COST REPORT NOTES
STS COR 962 4th/King Incomp Hrdwr				34,448	
STS COR 965 DB conf w 8" WL and Sle				75,449	
STS COR 970 16" WL Installation				76,221	
STS COR 974 Fldng frm Brkn Wtr Mn				18,610	
STS COR 976 Ex Unkwn Mnhl & Dct Bnk				29,052	
STS COR 98 DSC MRY MH Conf w N CB				48,844	
STS COR 980 Repair Install GV				15,442	
STS COR 981 Ex 12" WM incorr				29,614	
STS COR 983 Ex Rbr in Cnflt w/ WL				2,137	
STS COR 987 Unkn Utl conflt w/ (N)				50,000	
STS COR 995 E 3" Asbs Conduit Cnflt				982	
STS COR 996 Prtl WI Cnflct w/ slab				4,106	
STS COR 997 E Unkn Cncrt Encsmnt				11,335	
STS COR 999 E 18" Steel Pipe Confli				0	
STS Existing Fuel & Transite in MRY				14,101	
STS PCC 052 Deletion of ARS Pt II				(177,246)	
STS PCC 063 Del ATT/TSIC/PGE on 4th				(36,495)	
STS PCC 084 Removal of ATT DB & Vau				151,797	
STS PCC 096 4th Street SW Slip Lini				828,956	
STS PCC 117 PDS Signs Moun Brack				50,034	
STS PCC 121 PG&E Pnts Streetlightig				282,638	
STS PCC 151 LED Street Lamps				114,108	
STS PCC 223 4th and King Advnc Wrk				32,732	
STS PCC 227 Paving for Temp Roadway				78,020	
STS PCC 232 WL at Welsh St				38,480	
STS PCC 237 Bulbouts Harrison Bryan				1,402,706	
STS PCC 239 Excavate Duct Bank				55,916	
STS PCC 249 Add Water Line on 4th				51,513	
STS PCC 278 Rev Track Crub Drain				293,927	
STS Track Switch Machine Change				391,909	
STS-FACO #48 Work Related St Lght				2,051	
UMS - DCW and Hose Bibbs	29,159				
UMS - N. Entrance Art Glass and Gla	0				
UMS COR 1010 Emerg Phn Dsgn Conflc	5,001				
UMS COR 102 Cap on 12 inch Water	8,001				

**Contract Modification/Trend Log - Contract 1300 Stations**

<b>Awarded NTE Amount</b>	<b>\$839,676,400</b>	<b>\$847,798,114</b>
<b>Substantial Completion</b>	<b>2/28/2018</b>	<b>2/28/2018</b>

	<b>UMS</b>	<b>CTS</b>	<b>YBM</b>	<b>STS</b>	<b>COST REPORT NOTES</b>
UMS COR 1023 CIP Wall Reinforcing	367,670				
UMS COR 1039 Info Kiosk Design Conf	5,001				
UMS COR 1074 Traffic Signal Footing	10,001				
UMS COR 1076 Unkwn Conduits & Conc	7,141				
UMS COR 110 DSC Obst. at JG Columns	2,062,420				
UMS COR 1102 New 8" WD Tie-In	61,979				
UMS COR 1112 8in WD Fire Service	7,500				
UMS COR 1149 Remove 3 Wtr Lines	1,073				
UMS COR 1161 HVAC Duct Chase	3,001				
UMS COR 1176 Deluge Panel Conflicts	50,001				
UMS COR 1183 (8) 2" Interconn Cndui	10,001				
UMS COR 1190 Mtr Pedestal at Mrkt S	10,001				
UMS COR 12 Fire Hydrant @ OFarrell	18,932				
UMS COR 1229 Granite Base Footing	2,001				
UMS COR 1230 SFWD Meter Location	10,711				
UMS COR 1257 Invert Coord Dwg Delays	2,001				
UMS COR 1299 E PG&E Vault at Ellis	50,000				
UMS COR 1301 Wtrprfing under 71 Ell	50,000				
UMS COR 1332 N Hdwl Ties @ Strut Bm	50,001				
UMS COR 1335 Scaffold @ NW Cmr Ell	5,000				
UMS COR 1336 Water Test at Ellis	140				
UMS COR 1344 Missing Fixture Info	11,246				
UMS COR 1353 Unknwn WD at Ellis	20,000				
UMS COR 1356 Unknwn Void at Ellis	25,000				
UMS COR 1357 Cncrs Stn Agnt Boot	10,001				
UMS COR 1366 Broken WD at Macy's	3,001				
UMS COR 1376 Cnflct w/ PG&E Conduit	10,001				
UMS COR 1387 Unknown 12" AWSS	10,001				
UMS COR 1400 Hrz Pile Cap Rebar	3,001				
UMS COR 1408 Escltor #8 CMU Dowels	5,001				
UMS COR 1416 Brkrm Domestic Water	5,001				
UMS COR 1423 Slanted Wall	50,001				
UMS COR 1431 8"Duct & N Hdwall Bm	5,001				
UMS COR 1433 Stair 3&4 Sewer Line	20,001				
UMS COR 1441 Electrcl Equip Support	15,001				

**Contract Modification/Trend Log - Contract 1300 Stations**

<b>Awarded NTE Amount</b>	<b>\$839,676,400</b>	<b>\$847,798,114</b>
<b>Substantial Completion</b>	<b>2/28/2018</b>	<b>2/28/2018</b>

	<b>UMS</b>	<b>CTS</b>	<b>YBM</b>	<b>STS</b>	<b>COST REPORT NOTES</b>
UMS COR 1442 Watrprfng at Cap Bm	5,001				
UMS COR 1449 Signage & Barricades	5,001				
UMS COR 1450 Wtrpfng @ Tunnel Linin	15,001				
UMS COR 307 Elevator Site Hazmat	16,028				
UMS COR 336 Vault on Grid Line 9	1,312				
UMS COR 339 Grout Return at Col 378	599,421				
UMS COR 391 AT&T Duct Bank Conflict	25,001				
UMS COR 403 Waterproofing at BART	63,285				
UMS COR 493 Steel Shape Inside Pile	25,001				
UMS COR 579 Elevators 1-4 SFFD	41,648				
UMS COR 636 Bi-Fold Door Tube Steel	24,911				
UMS COR 660 Added Grommets at Booth	3,253				
UMS COR 687 Trant Pipe at St 134+00	352				
UMS COR 726 Beam 213 Stair Opening	48,524				
UMS COR 747 NDSC Unidnfied Con Pile	50,000				
UMS COR 770 Fiil Void Sp with CDF	1,943				
UMS COR 781 Uility Trench Supp Slab	53,673				
UMS COR 790 Duct Bank Conflict	45,651				
UMS COR 817 Odor at N. Concourse	100,000				
UMS COR 845 Unidntfid Conc Obstrctn	6,841				
UMS COR 850 Elvtr 1 & 2 Rail Spacin	6,001				
UMS COR 883 Ventilation System FCP	5,001				
UMS COR 885 Light Pole Foundation	15,703				
UMS E Vault Conflicting Pile Line	18,713				
UMS FACO #31 NDSC Incomplete PGE DB	165,944				
UMS FACO #38 Pile H3 & H4 Piles	7,210				
UMS MRY Duct Bank-East Conflict	41,038				
UMS PCC 003 Date Change to Rcv Art	(10,001)				
UMS PCC 007 Geoprobe Credit	(15,600)				
UMS PCC 027 Escalator Barricade	(9,227)				
UMS PCC 029 Concrete Wale Support	41,424				
UMS PCC 038 BART Instrmnt Transfer	45,280				
UMS PCC 078 Jet Grout at O'Farrell	11,611				
UMS PCC 103 PG&E S.light at Maiden	6,831				
UMS PCC 118 Elevator Overhead Hoist	117,170				



**Contract Modification/Trend Log - Contract 1300 Stations**

<b>Awarded NTE Amount</b>	<b>\$839,676,400</b>	<b>\$847,798,114</b>
<b>Substantial Completion</b>	<b>2/28/2018</b>	<b>2/28/2018</b>

	UMS	CTS	YBM	STS	COST REPORT NOTES
UMS PCC 136 Transformer in Vault 31	13,542				
UMS PCC 150 S. HW Wale Connection	37,174				
UMS PCC 153 Geary Catch Basin	(5,370)				
UMS PCC 166 Revise Feeder Schedules	97,976				
UMS PCC 184 Glass Floor Support	8,089				
UMS PCC 195 Reinf. of Wall to Slab	3,947				
UMS PCC 198 Ellis Deck Vertical Joi	22,196				
UMS PCC 212 Trouble Lights	(201)				
UMS PCC 213 Electrical at Ellis St.	(5,994)				
UMS PCC 222 Delete PG&E Conduits	(12,359)				
UMS PCC 230 Ellis AT&T Work	10,193				
UMS PCC 246 Fiber Optic Cable	8,613				
UMS PCC 291 Concourse Level Floor D	24,679				
UMS PCC 48.1 Sewer Line Conflict	744,465				
UMS PCC 71 Rerouting of Slab Drains	1,236				
UMS PCC 86 Headwall Pile Conflict	8,982				
UMS PCC 93 Ellis Deck Seismic Joint	82,603				
UMS-FACO #30 NDSC Inadequate CDF	157,462				
UMS-Relocation of Traffic Signal Co	32,275				
USG COR 1037 Lead Based Paint	278,001				
USG COR 1071 Excvtion Wrk Stoppage	50,000				
USG COR 1109 Plaza Conc Strs Rein	10,001				
USG COR 1117 Steel Bracing	2,501				
USG COR 1129 Waterproof Surface Pre	5,001				
USG COR 1152 Fill and Metal Deck	3,001				
USG COR 1171 N Cncrs Wall Connec	50,001				
USG COR 1198 Wtr Prfng Soil Nail Wa	50,001				
USG COR 259 Lead Paint on Columns	87,455				
USG COR 261 8" Wall at Grid 11B	5,632				
USG COR 274 Shear Wall at Grid 10	68,945				
USG COR 293 Water on N.Concourse	1,832				
USG COR 652 Elev. 1 & 2 Cond. Shaft	19,895				
USG COR 777 Rvisd Bm Angle to Ceili	30,001				
USG COR 779 E WI Bm Reinf Chng	13,252				
USG COR 805 Fotngs 16A As Built Dim	10,001				

**Contract Modification/Trend Log - Contract 1300 Stations**

<b>Awarded NTE Amount</b>	<b>\$839,676,400</b>	<b>\$847,798,114</b>
<b>Substantial Completion</b>	<b>2/28/2018</b>	<b>2/28/2018</b>

	<b>UMS</b>	<b>CTS</b>	<b>YBM</b>	<b>STS</b>	<b>COST REPORT NOTES</b>
USG COR 808 Dimensions at Escalator	1,501				
USG COR 856 Anchor Rods Modificatio	2,768				
USG COR 882 HSS Beam Termination	5,001				
USG COR 975 N Cncrs Invert Slab Slp	5,001				
USG COR 998 Class 1 Hazardous Soil	200,000				
USG Hydrant Relocation on Geary St.	22,034				
USG PCC 072 Rmval of Exstg Column	4,116				
USG PCC 080 Door Opngs in Shr Walls	41,774				
USG PCC 101 Elev. Machine Rooms	7,122				
USG PCC 102 Fire Horn-Strobe	59,219				
USG PCC 105 Adj to Row X and Row Y	31,108				
USG PCC 106 Edge of Slab for 8" Con	39,891				
USG PCC 107 Light Pole Footings	7,595				
USG PCC 108 Con Wok chges du to DSC	288,022				
USG PCC 110 Term of Built Up Colus	79,811				
USG PCC 112 Glass Walk Roof System	15,744				
USG PCC 116 Demo Column, Const Beam	87,028				
USG PCC 124 Irrigation Main	20,124				
USG PCC 127 Footing Elev Suvey Diff	13,771				
USG PCC 128 Dowls of Rbar Conn Dtls	170,189				
USG PCC 129 Escalator Work Point	360,528				
USG PCC 133 Sheet Metal HVAC Duct	47,102				
USG PCC 134 Temp South Wall Support	90,268				
USG PCC 141 Wtrproof & Drn at P	292,754				
USG PCC 142 Storage Light & Elect.	26,085				
USG PCC 143 Wall Conn, at GL 10/B	5,906				
USG PCC 144 Conc. Finishing/Repairs	235,172				
USG PCC 164 GL 14 Waterproofing	68,074				
USG PCC 165 Arch. Precast Support	90,705				
USG PCC 174 Fan Trench Strut Clar.	8,810				
USG PCC 186 Bollard on Ramps	28,124				
USG PCC 190 Plaza Level Slab Detail	10,409				
USG PCC 191 Column 14 A Changes	4,387				
USG PCC 31 HVAC Trench Mod.	235,133				
USG PCC 68 Ramp Barriers Handrail	35,931				

Contract Modification/Trend Log - Contract 1300 Stations

<b>Awarded NTE Amount</b>	<b>\$839,676,400</b>	<b>\$847,798,114</b>
<b>Substantial Completion</b>	<b>2/28/2018</b>	<b>2/28/2018</b>

	UMS	CTS	YBM	STS	COST REPORT NOTES
USG PCC 73 Acceleration of Work	102,203				
USG PCC 87 Tiebacks, L2, GL 14-15	219,335				
YBM COR 1000 Added Raceway Instal			10,001		
YBM COR 1062 Elevator #3 Pit Change			48,544		
YBM COR 1105 Unk UST in sidewalk			54,396		
YBM COR 1146 Traction Power Neg.			48,935		
YBM COR 1151 Steel Pipe & Steel Bea			85,000		
YBM COR 1154 Elevator Glass Cab Cha			38,859		
YBM COR 1155 Live AT&T Cable			20,000		
YBM COR 1195 Stair #4 Sheet Pile In			10,001		
YBM COR 1205 DSC Ductbank & 12" WD			50,000		
YBM COR 1223 Removable guardrail			20,001		
YBM COR 1238 No Weld Bead @ 30" FM			4,545		
YBM COR 1244 Conc. encase. conflict			3,235		
YBM COR 1252 Build 20"x4" Blow Off			4,083		
YBM COR 1281 T-7 Protection			6,000		
YBM COR 1283 Chase for Refrigerant			20,001		
YBM COR 1289 North Guide Way			60,001		
YBM COR 1293 Steel Line Conflict w/			1,272		
YBM COR 1294 Concrete Overpour P-1			98,767		
YBM COR 1306 Hold Point Koden Check			36,957		
YBM COR 1322 Replace Missing SL Con			15,000		
YBM COR 1329 Electrical Feeders to			(22,033)		
YBM COR 1337 Added Shear Key at Hea			7,501		
YBM COR 1343 Changes to Panel Board			2,382		
YBM COR 1346 Spec for Edge of Platf			40,001		
YBM COR 1348 Added Rebar Dowels int			6,501		
YBM COR 1349 DSC Confl w/(E) TS Box			4,001		
YBM COR 1359 RFI #2807 F4 Light Fix			78,956		
YBM COR 1360 Add'l Design Changes			185,001		
YBM COR 1373 (E) Unknown Red Concre			15,000		
YBM COR 1377 (E) 20" Waterline conf			15,000		
YBM COR 1380 Card Reader Locks & Ex			0		
YBM COR 1383 Platform Lvl Fire-Prot			0		
YBM COR 1388 Roof Hatch Dimensions			10,001		



**Contract Modification/Trend Log - Contract 1300 Stations**

<b>Awarded NTE Amount</b>	<b>\$839,676,400</b>	<b>\$847,798,114</b>
<b>Substantial Completion</b>	<b>2/28/2018</b>	<b>2/28/2018</b>

	UMS	CTS	YBM	STS	COST REPORT NOTES
YBM COR 1391 Granite Art Panel Late			7,501		
YBM COR 1392 SF-1/EF-1 Missing 120V			5,001		
YBM COR 1398 RFI 3203 Generator Tap			14,191		
YBM COR 1406 Downspout Requirement			7,501		
YBM COR 1413 Multiple Existing Util			375,000		
YBM COR 1414 Stair 2 Slide Bearing			2,001		
YBM COR 1418 RFI #2904 Feeder No. P			24,001		
YBM COR 1420 RFI #2903 Feeder No.P-			20,001		
YBM COR 1421 Add 2' Extensions @ #7			8,501		
YBM COR 1422 Feeder No. P-PDHP1-4 W			6,001		
YBM COR 1425 Escalators 1 & 2 Stop			106,805		
YBM COR 1426 RFI #3114 PG&E Feeder			80,001		
YBM COR 1437 RFI 3284 Two Phase rem			10,001		
YBM COR 1438 Provide Reinforcing in			10,001		
YBM COR 1444 Added Demo for Door			4,501		
YBM COR 1447 RFI 03285 (YBM-0688)			20,001		
YBM COR 1451 Changes to Elec Rm Top			10,001		
YBM COR 248 Transite pipe Folsom			3,176		
YBM COR 390 Chip Mezzanine Headwall			44,260		
YBM COR 564 Concrete Encased PG&E			140,346		
YBM COR 691 Add Gurdrl to Str 5&6			45,001		
YBM COR 705 Del bems & Embds/Ven sh			(17,893)		
YBM COR 825 Tunnel Seg Steel Fibers			30,680		
YBM COR 848 Chip Invert Headwall			10,663		
YBM COR 939 Broken Water Dept. Line			66,574		
YBM COR 949 Escalator Raceways			2,500		
YBM COR 953 Added Condensate Drain			9,982		
YBM COR 955 Form saver-Coupler Mods			61,181		
YBM COR 960 N & S Head WI Rbr Chng			64,027		
YBM PCC 022 Addtl Signage on Clem			12,071		
YBM PCC 061 Escalator Pit Provision			94,576		
YBM PCC 132 Raise Pit Floor Elev 4			88,910		
YBM PCC 159 PG&E Ductbank Changes			(10,001)		
YBM PCC 162 Deluge Valve Door			55,837		
YBM PCC 168 Swing Gates Attachment			178,172		

**Contract Modification/Trend Log - Contract 1300 Stations**

<b>Awarded NTE Amount</b>	<b>\$839,676,400</b>	<b>\$847,798,114</b>
<b>Substantial Completion</b>	<b>2/28/2018</b>	<b>2/28/2018</b>

	UMS	CTS	YBM	STS	COST REPORT NOTES
YBM PCC 171R1 Additional PTZ CCTV			14,093		
YBM PCC 182 Primers & Vents for FDs			21,843		
YBM PCC 187 Escala. 1-4 HVAC change			20,000		
YBM PCC 202 YBM Mezz Light Fixtures			74,858		
YBM PCC 208 Added Conduits Invert			10,704		
YBM PCC 209 Tract Power GRS Downsiz			(15,824)		
YBM PCC 21 Delete Instrument & Monit			(50,195)		
YBM PCC 214 FHC and AR Phones			32,360		
YBM PCC 252 Protect In-Slab Pipes			11,307		
YBM PCC 260 Folsom St. AWSS Valve			54,318		
YBM PCC 287 Elevator Cab Handrail			120,127		
YBM PCC 37 SFAC Node Sculpture			79,000		
YBM PCC 41 Install #7 Box Clementin			(12,171)		
YBM PCC 82 Delete Scope Due to Hote			(39,025)		
YBM PCC 85R Ticketing Hall Changes			57,586		
YBM PCC 97 Change Concourse Opening			33,963		
YBM PCC 99 Art Glass Changes			6,880		
<b>Proposed Contract Change (PCC)</b>					
CTS PCC 067 Wall Shift North Access		(1,097)			
CTS PCC 104 Water Leak NE HH		20,001			
CTS PCC 119 Pltform Lvl Wall Art In		(10,001)			
CTS PCC 135 Esc 5/6 Addl Supp Locs		10,001			
CTS PCC 167 Drn for GlS Canopy on E		5,001			
CTS PCC 177 Add Esc 5 & 6 Supp		1,001			
CTS PCC 178 Add Beams and Embeds		1			
CTS PCC 179 Added Gromets		1			
CTS PCC 180 Extra WD Work for 12" L		1			
CTS PCC 204 Shrnk Ft Prnt Emer Shft		1,001			
CTS PCC 231 Continuous Metal Ring		8,000			
GEN PCC 33R End Platform Gate Revisi			57,403		
STS PCC 095 Frame/Grate Change				(50,001)	
STS PCC 114 Rev1 Stdpipe & Cond				30,000	
STS PCC 160 ATCS Change Reverse Run				400,000	
STS PCC 161 Delete Plat ESPBs				0	
STS PCC 206 Replace CCTV equipment				(1,600,000)	

**Contract Modification/Trend Log - Contract 1300 Stations**

<b>Awarded NTE Amount</b>	<b>\$839,676,400</b>	<b>\$847,798,114</b>
<b>Substantial Completion</b>	<b>2/28/2018</b>	<b>2/28/2018</b>

	UMS	CTS	YBM	STS	COST REPORT NOTES
STS PCC 226 Axle Counter Boxes				41,602	
STS PCC 236 Pavement Survey				2,000	
STS PCC 240 Conduit SFDT Reroute				4,000	
STS PCC 244 PDS Signs				(5,001)	
STS PCC 248 Restab Trac Pwr Ductban				20,000	
STS PCC 250 Add 2" TP Riser Conduits				20,000	
STS PCC 255 Sidewalk Restoration				33,000	
STS PCC 264 Track Drainage Mod				(15,000)	
STS PCC 265 Rev1 Phone Blue Light				10,400	
STS PCC 266 Track Curb Type Mod				(1,001)	
STS PCC 276 Traffic Signal Changes				3,000	
STS PCC 279 WD Work S 4th Brannan				30,000	
STS PCC 280 Pavement Reno Delete				(20,000)	
STS PCC 283 Power Dist Single Line				5,000	
STS PCC 288 Delete Video Display				(2,500)	
STS PCC 306 Adv Track Slab Excav				5,000	
UMS Locate PG&E Conduits	20,001				
UMS MRY Duct Bank-West	54,981				
UMS PCC 122 Drain Piping Details	332,252				
UMS PCC 181 Plaza ADA Enhancements	7,500				
UMS PCC 193 Lightbox & Glazed Door	21,001				
UMS PCC 196 Exhust Fan & Escltr Cnt	20,000				
UMS PCC 201 Door Alarm Points	10,000				
UMS PCC 215 Rmv Conduits in Casing	15,000				
UMS PCC 216 Waterproofing Drainage	50,000				
UMS PCC 217 POC for Drain Line	5,001				
UMS PCC 219 Add Data & Power Outlet	77,000				
UMS PCC 221 Slab Interaction	8,000				
UMS PCC 225 Add Two S.S. Enclosures	5,000				
UMS PCC 228 Added 2"x4" conduits	5,000				
UMS PCC 247 Changes to RP-304	5,000				
UMS PCC 253 Pltfrm Lvl Hdwl Wale Re	35,000				
UMS PCC 256 Platform Art	(29,000)				
UMS PCC 257 Mezz Lvl Hdwl Wale Rein	35,000				
UMS PCC 261 Pltfrm Lvl Intrnl Drain	4,000				



**Contract Modification/Trend Log - Contract 1300 Stations**

<b>Awarded NTE Amount</b>	<b>\$839,676,400</b>	<b>\$847,798,114</b>
<b>Substantial Completion</b>	<b>2/28/2018</b>	<b>2/28/2018</b>

	UMS	CTS	YBM	STS	COST REPORT NOTES
UMS PCC 263 LED artwork	10,000				
UMS PCC 270 Receptacles & Circuits	10,000				
UMS PCC 271 Metal Deck Support	30,000				
UMS PCC 272 PG&E Vaults on Ellis St	2,000				
UMS PCC 275 Drainage at Stairs 3&4	2,000				
UMS PCC 277 N Entrnc WD Tie-ins	20,000				
UMS PCC 281 Power Infrastructure	50,001				
UMS PCC 282 Mezzanine N. Headwall	20,000				
UMS PCC 293 Gas Line on O'Farrell	20,000				
UMS PCC 295 Geary Bulb Out	25,000				
UMS PCC 296 Water Meter on Ellis St.	(2,001)				
UMS PCC 94 Clean out MRY Ductbank	18,060				
USG PCC 109 Rein Dtls for Struc Con	10,001				
USG PCC 111 Conc Cemo & Rev Con Dtl	10,001				
USG PCC 113 Elv/Esc Pit Floor Slope	10,001				
USG PCC 125 Foot,SOG & Str St Chang	50,001				
USG PCC 147 Geary Streetlight	25,000				
USG PCC 154 Trench Drain at 17 Line	1,001				
USG PCC 155 16-D Footing Demolition	18,001				
USG PCC 156 CMU Footings	25,000				
USG PCC 157 Plaza Level Vent Shaft	3,000				
USG PCC 158 Elev. Pit CDF Backfill	1,500				
USG PCC 175 Drainage Under Slab	0				
USG PCC 185 Wall at Line 10 and Hyd	15,000				
USG PCC 197 Precast Planter Pots	8,650				
USG PCC 199R-1 Delete Bm and Plntrs	5,000				
USG PCC 89 E. Light Pole Foundation	2,501				
YBM PCC 126R2 Changes to Kiosks			20,000		
YBM PCC 140 Stair 3, Escalators 1&2			20,001		
YBM PCC 145 Stair 7/Escalators 3, 4			20,001		
YBM PCC 148 Elev.3, 4 Hoist Beam MP			40,001		
YBM PCC 152R1 Elevator 1 & 2 changes			100,001		
YBM PCC 210 Elev 1&2 MRL to Hydraul			(5,001)		
YBM PCC 235R1 Granite Art Panel			25,001		
YBM PCC 268 Rstroom Fclty Wall Revs			0		

**Contract Modification/Trend Log - Contract 1300 Stations**

<b>Awarded NTE Amount</b>	<b>\$839,676,400</b>	<b>\$847,798,114</b>
<b>Substantial Completion</b>	<b>2/28/2018</b>	<b>2/28/2018</b>

	UMS	CTS	YBM	STS	COST REPORT NOTES
YBM PCC 290 Elimination of Intercar			(20,001)		
YBM PCC 301 Remove directional door			(20,001)		
YBM PCC 302 Delete 4th Wall of CMU			(101)		
YBM PCC 305 Signage Revisions and U			0		
YBM PCC 310 Revisions to Platform E			0		
YBM PCC 56 OCS Pole Foundations			551		
YBM PCC 59 Pavers Basis of Design			7,516		
YBM PCC 91 Concourse Beam Revision			15,001		
<b>Approved</b>	<b>2,748,442</b>	<b>2,964,460</b>	<b>309,825</b>	<b>2,098,986</b>	
<b>Contract Modification</b>					
CMod # 14 YBM COR 036, 078			58,526		
CMod #017 CTS CORs 001 053 & 069		54,322			
CMod #018 CTS PCC 012		60,248			
CMod #021 STS CORs 48/52/114/233/252				18,221	
CMod #025 - Various CORs			59,113		
CMod #026 YBM COR 072			84,509		
CMod #027 UMS PCC 092	0				
CMod #028 CTS PCC 017.1		97,743			
CMod #029 STS PCC 009.1				(143,668)	
CMod #033 CTS Various CORs		56,422			
CMod #034 CTS Various CORs		19,334			
CMod #035 STS PCC 077				11,147	
CMod #037 CTS Various CORs		8,886			
CMod #038 STS Various CORs				52,553	
CMod #039 UMS Various CORs	23,271				
CMod #040 YBM Analytical Soil Test			3,655		
CMod #049 STS DSC CORs				136,728	
CMod #050 STS DSC CORs				67,036	
CMod #053 STS DSC CORs				17,035	
CMod #1 BART Elevator Option 1 @ Pow	90,000				
Cmod #10 YBM PCC 042			64,287		
CMod #11 UMS PCC 002	12,997				
CMod #12 STS Traffic Control				1,032,302	
CMod #13 CTS COR 006		57,707			
CMod #15 YBM COR 196			3,178		

**Contract Modification/Trend Log - Contract 1300 Stations**

<b>Awarded NTE Amount</b>	<b>\$839,676,400</b>	<b>\$847,798,114</b>
<b>Substantial Completion</b>	<b>2/28/2018</b>	<b>2/28/2018</b>

	<b>UMS</b>	<b>CTS</b>	<b>YBM</b>	<b>STS</b>	<b>COST REPORT NOTES</b>
CMod #16 UMS COR 184	8,261				
CMod #19 CTS COR 007, 026		2,274,225			
CMod #20 YBM PCC 047 and 45			364,562		
CMod #22 UMS PCC 045, 046	16,198				
CMod #23 UMS PCC 058	63,838				
CMod #3 CTS Work Safely Ard Power Po		25,956			
CMod #30 YBM Various CORs			334,165		
CMod #31 UMS COR 595	53,701				
CMod #32 YBM Various PCCs			92,934		
CMod #36 YBM Conflict with Waterline			14,484		
CMod #4 CTS-Force Account Change Or		130,000			
CMod #41 YBM Class 2 Conta. Material			40,250		
CMod #42 UMS Addl. Service Conduits	36,873				
CMod #43 UMS D85 Structural Pile	65,188				
CMod #44 UMS Grade 50 Steel	572,884				
CMod #46 YBM/CTS/UMS S.walk Hatches			35,489		
CMod #47 UMS Roof Deck Schedule	76,124				
CMod #48 UMS Undgrnd. Storage Tanks	97,817				
CMod #5 YBM Deletion of Comp Groutin			(1,833,869)		
CMod #51 YBM Various CORs and PCCs			24,875		
CMod #52 YBM Undgrnd. Storage Tanks			167,393		
CMod #54 UMS USG Underpinning	732,157				
CMod #55 YBM Archeological Discovery			102,734		
CMod #56 YBM Contaminated Material			106,923		
CMod #57 STS Crossover Materials				21,245	
CMod #58 STS DSC CORs				90,081	
CMod #59 CTS DSC CORs		66,592			
CMod #6 CTS Plaza Constr Supt Servi		75,000			
CMod #60 UMS USG Two Fuel Tanks	61,312				
CMod #61 YBM Various CORs			207,181		
CMod #62 UMS Wales and Waterproofing	277,714				
CMod #63 CTS DSC CORs		38,025			
CMod #64 STS DSC CORs and SFWD				52,570	
CMod #65 UMS Various CORs and PCCs	10,320				
CMod #66 STS Sewer Notching				66,949	



**Contract Modification/Trend Log - Contract 1300 Stations**

<b>Awarded NTE Amount</b>	<b>\$839,676,400</b>	<b>\$847,798,114</b>
<b>Substantial Completion</b>	<b>2/28/2018</b>	<b>2/28/2018</b>

	<b>UMS</b>	<b>CTS</b>	<b>YBM</b>	<b>STS</b>	<b>COST REPORT NOTES</b>
CMod #67 UMS Solar/Low-e Coating	23,290				
CMod #68 STS Various CORs				59,555	
CMod #69 UMS Various CORs	49,682				
CMod #70 YBM Various CORs			178,079		
CMod #71 UMS Haz and Asbestos Abate	81,907				
CMod #72 YBM COR 249. 566			74,694		
CMod #74 UMS PCC 39 12" WtrIn Reloc	336,236				
CMod #75 UMS COR 060 New 8" Wtr Line	58,672				
CMod #9 YBM COR 10,15,16,18,20,25			126,663		
CMod 073 - PCC 066 PB				96,516	
CMOD 24 STS PCC 23				108,053	
CMod#7 STS FACOs 016, 017 &COR 009				80,170	
CMod#8 STS PCC 006 ATT MH, PB&Trench				225,208	
STS CMod 045 PCC 008 Tunnel Lowering				107,285	
<b>Grand Total</b>	<b>13,006,532</b>	<b>10,322,841</b>	<b>4,438,972</b>	<b>5,002,995</b>	

Connecting people. Connecting communities.

7.1 Program Project Budget	
1	The Central Subway Project (CSP) ( SFMTA Capital Program CPT 544 ) is defined in the FTA-SFMTA October 2012 Full Funding Grant Agreement with a budget of \$1.578 billion.
2	The TBM Retrieval Shaft Relocation (SFMTA Capital Program CPT 690) is one of four capital projects that is related to CSP. These projects are reported for background information as needed outside of the main body of the Project Monthly Progress Report.
3	The Chinatown Plaza (CPT 718) is for Chinatown Station enhancement capital project. The project has funding outside of the Central Subway Project. The construction is carried out in Contract 1300 Contract Modifications.
4	CPT 665 is a Real Estate project to relocation in compliance with California regulations for business relocations but outside of the Central Subway Project as defined by the FTA FFGA.
5	CPT 705 is an SFMTA capital improvement between the Agency and community stakeholders outside of the Central Subway Project.
6	Utility company reimbursements (Form B) result in funds received for work carried out on behalf of utilities concurrent to CSP work to achieve efficiencies.
7	PG&E Power Feed reimbursement funds are the refunds from PG&E when completion of Stations construction and switch to permanent power.
8	BART Elevator funds are reimbursements for work carried out on behalf of BART to install BART Powell Street Station elevator.
9	The Tutor Perini - CAD Files funds are the result of payments by the contractor for project documentation not included in the contract.
10	SFPUC Sewer Main funds are reimbursements for work carried out on behalf of San Francisco PUC (includes 10% construction contingency).
11	Traffic Effectiveness Project funded Contract Modification #40 for Culvert, Street & Sidewalk Restoration in North Beach are reimbursements for work carried out in Contract 1252 on behalf of SFMTA SSD.
12	SFPUC 24" Water Main funds are reimbursements for work carried out in Contract 1252 Contract Modification #41 on behalf of San Francisco PUC (includes construction management cost).
13	SFPUC North Beach 24" Water Main Additional Work funds are reimbursements for work carried out in Contract 1252 Contract Modification #48 on behalf of San Francisco PUC (includes construction management cost).
14	CN1300 Contract Modification #6 is funded by Chinatown Plaza (CPT 718) project.
15	Traffic Effectiveness Project funded Contract Modification #51 for support for North Beach Restoration, OCS and Streetlighting which are reimbursements for work carried out in Contract 1252.
16	Public Works' funds are for reimbursements for work carried out on behalf of Public Works MOU for Water Line above YBM Station.

Connecting people. Connecting communities.

**7.4 Contingency Management Trend Report**

17	In Oct 2014 Report, updated Contract 1250 contract cost to segregate contract amount and contract modification amount. Note that September 2013 Supplemental Authorized Contingency "column f" did not include completed contract.
18	In Oct 2014 Report, updated Contract 1251 contract cost to segregate contract amount and contract modification amount. Note that September 2013 Supplemental Authorized Contingency "column f" did not include completed contract.
19	Contract 1252 Original Contract Value "column a" and Original Contingency "column f" did not match September 2013 Supplemental due to Supplemental were used the revised value to reflect Contract Modifications #3-#18. Reduced Contract 1252 contingency to reflect CMod #20 for retrieval shaft relocation cost \$5.15M funded by CPT690, CMod #40 for Culvert, Street & Sidewalk Restoration cost \$694,651 funded by Traffic Effectiveness Project (TEP), and CMod #41 for install 24" Water Main in North Beach cost \$328,860 funded by SFPUC. In August 2015 report, release \$15M CN1252 Tunnel assigned contingency to program unallocated contingency. In March 2106 report, reduced Contract 1252 contingency by \$377,435 cost to reflect certification of five CMODS. CMod#49, #52 and #53 total \$221,967 are funded by CPS. CMod#51 Support for North Beach Restoration, OCS and Streetlighting cost of \$155,468 is being funded by TEP. Released \$155,468 CN1252 allocated contingency to program's unallocated contingency. In May 2016 report, reduced Contract 1252 contingency by \$185,913 cost to reflect certification of two CMODS. In July 2016 report, increased Contract 1252 contingency by \$15,259 cost to reflect certification of one CMOD. In October 2016 report, increased Contract 1252 contingency by \$319,658 to reflect certification of three credit CMODS.
20	BART Elevator scope and SFPUC Sewer Main scope is in Contract 1300; effort will be funded by BART. In January 2015 Report, corrected Station Contract value to match awarded amount.
21	In March 2016 Report, lowered Contract 1300 Stations CTS contingency by \$75,000 because Contract Modification #6 was funded by Project CPT718. In Nov 2016 report, reversed moving contingency.
21a	In December 2017 Report, \$1,060,000 Job Readiness Budget is shown as an approved change in Column "b".
21b	In December 2017 Report, there is a change in Column "f" and Column "h" to reflect reporting to include CN1250 and CN1251. Prior to this, Column "f" and Column "h" reporting excluded CN1250 and CN1251.
22	In April 2015 report, real estate budget stated in RAMP Rev5 is \$36.7M, including \$1M contingency. The cost workbook ROW & contingency budget reflects this with \$36,511,799 and \$1,000,000 respectively. Revised cost book ROW budget & contingency to be \$37,511,799. The \$4,265,478 Caltrans lease savings is allocated to ROW allocated contingency. In February 2017, released \$5,265,478 from completed phase Real Estate assigned contingency to program unallocated contingency.
23	In Dec 2014 Report, redistributed LRV budget to reflect recent firm bid cost per vehicle (\$3,327,250/unit) from vehicle procurement contract award. (SFMTA Board meeting 15JUL14, calendar item #11). Vehicle line item total budget remains unchanged, redistributed fund by reducing base amount to \$13,309,000, column "c" and increased allocated contingency column "h", by same amount.



Connecting people. Connecting communities.

24	In Oct 2014 Report, made two corrections: i) revised Professional Services, Original Contract Value "column a" from \$310,518,041 to \$310,618,041, ii) revised Original Cogency. "column f" unallocated contingency from \$3,883,481 to \$3,845,945. In April 2015 report, used \$500K program contingency for CS-175 Bayland Soil Process contract. In August 2015 Report, added \$15M from Contract 1252. In March 2016 Report, the \$155,468 costs funded by other project offset credits added to program's unallocated contingency. In August 2016 Report, used \$15M to UMS contingency and \$5M to CTS contingency. In February 2017, increased \$5,265,478 from real estate contingency to program unallocated contingency and used \$1M for CN1300 Job Readiness Program contract.
25	The total Central Subway Project budget of \$1.578 billion, based on the October 2012 FFGA with the FTA, is the primary MPR report reference.
26	Estimate at Completion is shown at Column "e".
27	Estimate at Completion vs. Budget variance is shown at Column "k".

**7.5 Contract Modification/Trend Log - Contract 1300 Stations**

28	Reported all trend cost for Contractor Change Order Requests and Proposed Contract Change and applied probability to forecasted trends. In April 2016 Report, reviewed probability formula and adjusted cost. In May 2017, updated probability formula and adjusted cost.
----	---------------------------------------------------------------------------------------------------------------------------------------------------------------------------------------------------------------------------------------------------------------------------

**7.6 Budget Revisions: Report Sorted by Construction Packages**

29	In Dec 2014 Report, reduced CN1252 allocated contingency by \$28K to execute Contract Modification #46, see Report 7.5 Detail Contingency Usage Report. In August 2015 report, release \$15M CN1252 Tunnel assigned contingency to program unallocated contingency. In March 2016 report, five contract modifications certified totaling \$377,435 of which \$155,468 is using another source of funding. Released \$155,648 from CN1252 Tunnel assigned contingency to program unallocated contingency. In May 2016 Report, reduced CN1252 allocated contingency by \$186K to execute Contract Modification #54 and #55, see Report 7.5 Detail Contingency Usage Report. In October 2016 Report, increased CN1252 allocated contingency by \$319,658 to execute three contract modifications (#57, #58 and #59), see Report 7.5 Detail Contingency Usage Report.
30	In February 2017 report, initiated budget from program unallocated contingencies for CN1300 Job Readiness Program. CN1300 Job Readiness Program budget was part of CN1300 base value, a deduction contract modification will lower CN1300 contract value.
31	In April 2015, initiated budget from program unallocated contingencies for CS-175 Bayland Soil Process contract, refer to Note 20.
32	In February 2017, released completed phase real estate assigned contingency \$5,265,478 to program unallocated contingency.
33	In Dec 2014 Report, redistributed LRV budget to reflect recent firm bid cost per vehicle (\$3,327,250/unit) from vehicle procurement contract award. (SFMTA Board meeting 15JUL14, calendar item #11). Vehicle line item total budget remains unchanged, redistributed fund by reducing base amount to \$13,309,000 and increased allocated contingency by same amount.

Connecting people. Connecting communities.

34	<p>In October 2016 report, 1252 program contingency increased by \$319,658 due to execution of three contract modifications as credit offsets. In November 2016 report, took away \$75,000 funding from program's unallocated contingency and moved to CTS allocated contingency. In February 2017 report, initiated budget from program unallocated contingencies for CN1300 Job Readiness Program. CN1300 Job Readiness Program budget was part of CN1300 base value, a deduction contract modification will lower CN1300 contract value. Also released \$5,265,478 assigned real estate contingency to program unallocated contingency. In June 2017, initiated budget from Contract 1251's contract value (true final administrative close out cost) to program unallocated contingency, a deduction contract modification that lowered CN1251's contract value by \$125,501.</p>
35	<p>In April 2015 report, program contingency decreased by \$500,000. In August 2015 report, release \$15M CN1252 Tunnel assigned contingency to program unallocated contingency. In March 2016 report, released \$155,468 from Contract 1252 Tunnel assigned contingency and \$75,000 from Contract 1300 Stations assigned contingency totaling \$230,956. In August 2016, released a total of \$20M unassigned contingency to assigned contingency; \$15M to CN1300 UMS station and \$5M to CTS station. In February 2017 report, initiated budget from program unallocated contingencies for CN1300 Job Readiness Program. CN1300 Job Readiness Program budget was part of CN1300 base value, a deduction contract modification will lower CN1300 contract value. Also released \$5,265,478 assigned real estate contingency to program unallocated contingency. In July 2017, increased program unallocated contingency by \$125, 501 due to CN1251's revised contract value.</p>

**7.7 Budget Expenditures by SCC Codes**

36	<p>In March 2017, added new columns for "Supplemental 2013 Budget" and "Remaining Budget". In April, added new column for "Contingency". In May 2017, added new column for "Report Note". In May 2017, breakdown the combined SCC codes 10 to 50 into individual row for 10, 20, 40, 50 categories. Assigned SCC code to all CN1300 potential changes. Contract 1300 Station assigned contingency SCC are 20.01 and 20.03. The budget transfer is using assigned contingency to process contract modifications. In June 2017, adjusted and realigned SCC codes.</p>
----	---------------------------------------------------------------------------------------------------------------------------------------------------------------------------------------------------------------------------------------------------------------------------------------------------------------------------------------------------------------------------------------------------------------------------------------------------------------------------------------------------------------------------------------------------------------------

**7.9 Detail Monthly Expenditure Report**

**Phase 1 Preliminary Engineering**

37	<p><b>In February 2017, line item budget was adjusted to line-up expenditures.</b>              Famis cost for Preliminary Engineering (PE) is \$48,210,903.71. Cost Report for Preliminary Engineering (PE) is \$46,542,060. Some Design cost reported in Famis were moved to Design Phase.</p>
----	------------------------------------------------------------------------------------------------------------------------------------------------------------------------------------------------------------------------------------------------------------------------------------------------------

Connecting people. Connecting communities.

Phase 2 Design Phase	
38	Famis cost adjustment to transfer Project Management cost from July 2013 to Phase 3 Construction Phase.
39	Famis Phase 1 PE Index Code: 357906.CPT5441112 cost is \$10,222,939 \$8,949,300 is reported in Cost Report Phase 1 PE and the balance of \$1,273,639 is reported in Phase 2 Design.
40	1.2.021.01.080.03 - FD:CTYCO-ARTS COMMISSION [357909ART001.CPT5441227]: FAMIS: \$1,425,167 Cost Report: \$1,425,167 cost is reported in Phase 2 Design, 1.2.021.01.080.03 Cost Transfer: Remaining cost is reported in Phase 3 Construction, 1.3.021.01.080.03 - ARTS:CTYCO-ARTS COMMISSION [357909ART001.CPT5441227]
41	In December 2016 Report, Central Subway Project has re-activated CSA Audit Work Order to perform overhead audit for three consultant forms.
42	1.2.055.01.080.02 - FD:ODCs - 651 BRANNAN STREET [35CPT5441241.CPT5441241]: FAMIS: \$2,294,910 Cost Report: \$2,294,910 1.2.055.01.080.02 Cost Transfer: Future costs to be allocated to 1.3.055.01.080.02 - FD:ODCs - 651 BRANNAN STREET [35CPT5441241.CPT5441241]
43	1.2.063.01.080.03 - AECOM.CS149 OM-EPC JV CS149-PM [68CPT544133D.CPT544133D]: FAMIS: \$4,698,167 Cost Report: \$4,698,167 on 1.2.063.01.080.03 Cost Transfer: Future costs to 1.3.063.01.080.03 - AECOM.CS149 OM-EPC JV CS149-PM [68CPT544133D.CPT544133D]
44	AVA Cost \$395,204 is reported in Phase 2 Final Design 1.2.066.01.080.03
45	In January 2017 Report, remove variance amount of (\$920,555) that was incorrectly reported in August 2016.
46	1.2.071.01.080.02 - FD:FINAL DESIGN-DP1 [35CPT5441232.CPT5441232]: FAMIS: \$5,608,147 Cost Report: \$5,469,336 Cost Transfer: \$138,811 to 1.3.071.01.080.04 - FD:FINAL DESIGN-DP1 [35CPT5441232.CPT5441232]
47	1.2.072.01.080.02 - FD:FINAL DESIGN-DP2 [35CPT5441233.CPT5441233]: FAMIS: \$26,268,511 COST REPORT: \$26,220,609 COST TRANSFER: \$47,902 to 1.3.072.01.080.04 - FD:FINAL DESIGN-DP2 [35CPT5441233.CPT5441233]
48	1.2.073.01.080.02 - FD:FINAL DESIGN-DP3 [35CPT5441236.CPT5441236]: FAMIS: \$11,502,372 COST REPORT: \$11,432,312 COST TRANSFER: \$70,060 to 1.3.073.01.080.04 - CM: DP3 [35CPT5441236.CPT5441236]



Connecting people. Connecting communities.

Phase 3 CONSTRUCTION PHASE	
49	1.3.021.01.080.03 - ARTS:CTYCO-ARTS COMMISSION [357909ART001.CPT5441227]: FAMIS: \$1,525,982 Cost Report: \$1,425,167 1.2.021.01.080.03 Cost Transfer: any future costs to 1.3.021.01.080.03
50	In January 2017 Report, revised SCC Code from 1.2.032.02.080.02 -1424J-BOE LABOR [PWE1X5MPFUNA.CPT544112B112] to 1.3.032.06.080.04 to correct incorrect SCC assignment for DPW support to construction phase.
51	In January 2017 Report, revised SCC Code from 1.2.032.02.080.02 -1424J-BOE LABOR [PWE1X5MPFUNA.CPT544112C112] to 1.3.032.06.080.04 to correct incorrect SCC assignment for DPW support to construction phase.
52	In January 2017 Report, revised SCC Code from 1.2.032.02.080.02 -1424J-BOE LABOR [PWE1X5MPFUNA.CPT544112D112] to 1.3.032.06.080.04 to correct incorrect SCC assignment for DPW support to construction phase.
53	In January 2017 Report, revised SCC Code from 1.2.032.02.080.02 -1424J-BOE LABOR [PWE1X5MPFUNA.CPT544112E112] to 1.3.032.06.080.04 to correct incorrect SCC assignment for DPW support to construction phase.
54	In January 2017 Report, revised SCC Code from 1.2.032.02.080.02 -1424J-BOE LABOR [PWE1X5MPFUNA.CPT544112F112] to 1.3.032.06.080.04 to correct incorrect SCC assignment for DPW support to construction phase.
55	In January 2017 Report, revised SCC Code from 1.2.032.02.080.02 -1424J-BOE LABOR [PWE1X5MPFUNA.CPT544112G112] to 1.3.032.06.080.04 to correct incorrect SCC assignment for DPW support to construction phase.
56	1.3.055.01.080.02 - FD:ODCs - 651 BRANNAN STREET [35CPT5441241.CPT5441241]: FAMIS: \$2,294,910 Cost Report: \$2,294,910 1.2.055.01.080.02 - FD:ODCs - 651 BRANNAN STREET [35CPT5441241.CPT5441241] Cost Transfer: Future costs to be allocated to 1.3.055.01.080.02
57	1.3.063.01.080.03 - AECOM.CS149 OM-EPC JV CS149-PM [68CPT544133D.CPT544133D]: FAMIS: \$4,698,167 Cost Report: \$4,698,167 on 1.2.063.01.080.03 Cost Transfer: Future costs to 1.3.063.01.080.03 - AECOM.CS149 OM-EPC JV CS149-PM [68CPT544133D.CPT544133D]
58	In February 2017, transferred \$1,060,000 from programs unallocated contingency to initiate CN1300 JOB READINESS contracts, (cost account code 1.3.064.06.040.08). A deductive Construction Modification to CN1300 will process.
59	Used \$500K program contingency for CS-175 Bayland Soil Process contract. Refer to Report Notes #20.

Connecting people. Connecting communities.

60	1.3.071.01.080.04 - FD:FINAL DESIGN-DP1 [35CPT5441232.CPT5441232]: FAMIS: \$5,608,147 Cost Report: \$5,469,336 Cost Transfer: \$138,811 to 1.3.071.01.080.04 - FD:FINAL DESIGN-DP1 [35CPT5441232.CPT5441232]
61	1.3.072.01.080.04 - FD:FINAL DESIGN-DP2 [35CPT5441233.CPT5441233]: FAMIS: \$26,268,511 COST REPORT: \$26,220,609 COST TRANSFER: \$47,902 to 1.3.072.01.080.04 - FD:FINAL DESIGN-DP2 [35CPT5441233.CPT5441233]
62	Contract 1251 Final cost is \$20,794,582.
63	In March 2016, July 2016 and October 2016, contract 1252 modifications budget and actuals have been realigned and adjusted to reflect actuals costs.
64	In March 2016, July 2016 and October 2016, contract 1252 modifications budget and actuals have been realigned and adjusted to reflect actuals costs.
65	Revised Contract 1252 allocated contingency SCC code from 040.08 to 010.07.
66	In July 2015 Report, used Contract 1300 Contractor schedule to report budget and actual cost. The Standard Cost Categories (SCC) allocation changed from previous reports. In August 2015 Report, adjusted some of Contract 1300 Contractor SCC assignment to match most of previous SCC assignment. In March 2016, \$75,000 Cmod#6 subtracted from CN1300 Stations contingency (using CPT718 funding) and transferred to Program contingency; this lead to the total CN1300 Station budget being lowered.
67	Revised Contract 1300/UMS allocated contingency SCC code from 040.08 to 020.03.
68	In March 2016 Report, reduced Contract 1252 contingency by \$377,435 cost to reflect certification of five CMODS.
69	Revised Contract 1300/CTS allocated contingency SCC code from 040.08 to 020.03.
70	Negative Current or Prior Monthly expenditure is due to replenish allowance expenses by approved Contract Modifications.
71	Revised Contract 1300/YBM allocated contingency SCC code from 040.08 to 020.03.
72	Revised Contract 1300/STS allocated contingency SCC code from 040.08 to 020.01.
73	Revised Form B Reimbursements SCC code from 900.01 to 040.02
74	Revised Form B Reimbursements SCC code from 900.01 to 040.02
75	Revised Form B Reimbursements SCC code from 900.01 to 040.02
76	Revised Form B Reimbursements SCC code from 900.01 to 040.02
77	Revised Form B Reimbursements SCC code from 900.01 to 040.02
78	Revised Form B Reimbursements SCC code from 900.01 to 040.02
79	Revised Form B Reimbursements SCC code from 900.01 to 040.02
80	Revised Form B Reimbursements SCC code from 900.01 to 040.02
81	Increase Program contingency \$1,023,508. Refer to Report Notes #11 and #12. In April 2015 report, program contingency decreased by \$500,000. Refer to Report Notes #20. In August 2015 report, release \$15M CN1252 Tunnel assigned contingency to program unallocated contingency. In March 2016 report, program unallocated contingency increased by \$230,468. In August 2016, released \$20M to CN1300 Construction assigned contingency from program unallocated contingency. In February 2017, used \$1,060,000 for CN1300 Job Readiness Program from unallocated contingency, refer to Note 30. Also, released \$5,265,478 assigned real estate contingency to program unallocated contingency, refer to Note 29.

*Appendix B*

**DETAIL SCHEDULE REPORTS**



---

## **SCHEDULE HIGHLIGHTS**

The Master Project Schedule (MPS) below includes progress through January 2018. The January 2018 Schedule Update submittal from Contract 1300 Contractor was not submitted as the CN1300 Contractor has not provided the updated corrections to their June, through October 2017 Schedule Updates. The Contract 1300 schedule represented in this report is based on the SFMTA January 2018 Schedule Update.

The MPS shows a forecast Revenue Service Date of November 2019.

The controlling critical (longest) path of the MPS runs through the remaining CTS Excavation succeeded by Headhouse Concrete work, Electrical activities, STS Startup & Testing, Commissioning and Pre-Revenue Activities to the Baseline Finish and Revenue Service Date. See Appendix B – Longest Path. The latest schedule shows the longest path running through the Chinatown Station (CTS). Contractor is required to implement a Recovery Schedule to put the Project back on schedule.

Schedule Contingency is fully utilized on the critical path of the MPS, which is below the Minimum Schedule Contingency level of 6 months. A schedule re-evaluation will be performed, utilizing the updated Contract 1300 Schedule. Recovery options are being implemented in key areas as work proceeds. SFMTA continues to meet with Contractor to discuss all schedule concerns and comments. Excavation and Support of the Top Center Drift, Center Bench and Invert Steps of the South Platform Cavern continues. Despite expected ground conditions as described in the GBR, TPC's mining productivity has not been as planned. In an effort to recover some lost time, the Engineer of Record authorized a change of working sequence allowing TPC to perform South Drift excavation of the Crossover prior to completing the South Platform Cavern excavation. This month, TPC modified the construction sequence at CTS and started the Headhouse excavation for Level 7 before the tunnel work was completed. This change in sequence reduced the overall delay by 18 calendar days. These changes allowed Contract 1300 Schedule to forecast a new Revenue Service Date of 22 November 2019.

Contract 1300 Contractor submitted thirty seven (37) Schedule Updates from December 2014 to December 2017. SFMTA rejected twenty one (21) Schedule Updates from January 2016 to April 2016 and June 2016 to October 2017 due to multiple and repetitive issues that vary from incorrect working sequences to unrealistic forecasted completion dates to artificially steering the schedule longest path through certain portions of the project. SFMTA approved as noted December 2014 through December 2015, and May 2016 Schedule Updates. Contractor has been directed to develop a Recovery Schedule as required by Contract to mitigate the current forecasted project delay. The 18 month "gap" of missing Schedule Updates at the beginning of the job has interfered with efficient resolution of Contractor's assertions of Unavoidable Delay to the project-wide Substantial Completion date, which is additionally impacting the Contractor's review of options for schedule recovery.

### **Contract 1300 - WP1253 UMS / WP1254R CTS / WP1255 YBM / WP1256 STS:**

The Contractor, Tutor Perini Corporation's (TPC) baseline schedule is incorporated into the master program schedule. The preliminary SFMTA Contract 1300 January 2018 schedule is used within the January Report. The SFMTA Contract 1300 January 2018 schedule is based on

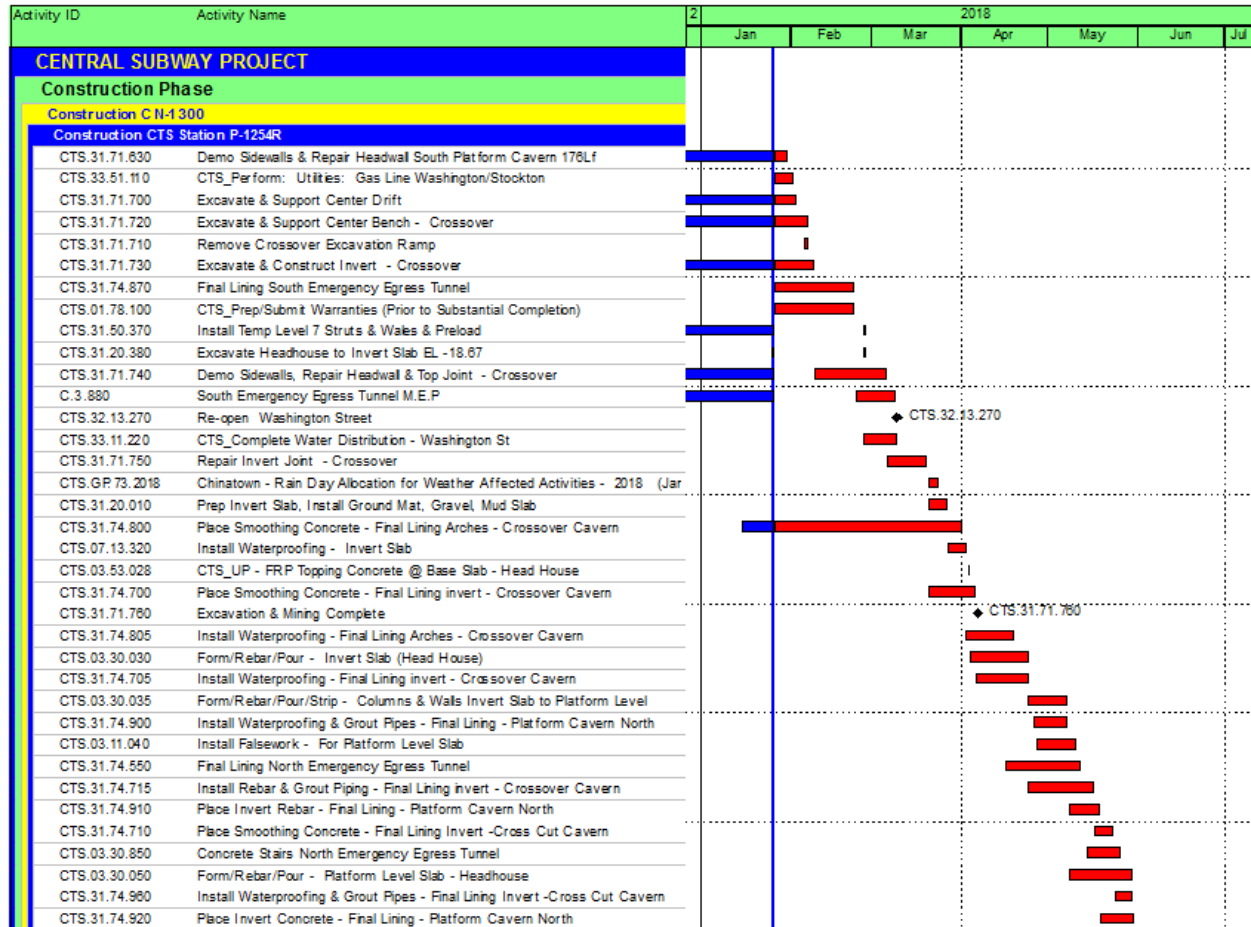
the approved baseline schedule logic with adjustments made for fixing retained logic and lags. The SFMTA will continue to use the SFMTA Contract 1300 schedule update as a forecasting tool going forward until the Contract 1300 Contractor submits an acceptable schedule that addresses all of SFMTA scheduling concerns.

**Work Package P-1254R (CTS) has performed the following work this month:**

- Completed smoothing layer for Platform Cavern North (PCN); ready for waterproofing, rebar, final lining
- 95% completed COC Center Drift (top heading, bench, invert)
- Continued street work (minor), ongoing monitoring and surveying
- Completed barrel vault installation for COC (through last Reach 7)
- Excavated and installed Level 6 and Level 7 Walers and Struts
- Completed compensation grouting

**Work Package P-1254R (CTS) will perform the following work next month**

- Cross Over Cavern – continue and complete Center Drift Excavation to Headwall (top heading, bench, and invert)
- Complete all excavation, trimming and off-haul of soil and debris for Caverns and HeadHouse
- Clean primary lining and place shotcrete smoothing layer for Platform Cavern South, Cross Over Cavern Center Drift, and Cross Over Cavern Side Drifts
- Complete waterproofing, install invert final lining for North Platform, South Platform, and Cross Over Caverns
- Complete installation of waterproofing, rebar, and concrete for HeadHouse under Platform Invert Slab



**Work Package P-1253 (UMS) has performed the following work this month:**

- Platform Station: Continued construction of wale encasements and metal deck at Mezzanine and Intermediate Strut levels. Commenced installation of “Scalloped Walls” between Platform Strut and Mezzanine levels
- Emergency exit stairs 3 and 4: Continued F/R/P for walls, stairs, and landings
- North Concourse: Finished placing concrete for ventilation shaft walls and continued construction on shotcrete walls and metal deck at Fan Level and Concourse levels. Continue rough in for elevators, and installation of escalators and fire sprinklers
- South Concourse: Continued construction for escalator ramp walls and installing fire sprinklers
- Ellis Street: Continued pavement restoration work at Ellis Street

**Work Package P-1253 (UMS) will perform the following work next month:**

- Platform Station: Continue construction of wale encasements at Concourse Levels. Continue scallop wall constructions and installing metal deck at Mezzanine and Intermediate Strut levels
- Emergency exit stairs 3 and 4: Complete structural work including surface restoration and utilities
- North Concourse: Continue structural work at Fan level and Concourse level
- South Concourse: Continue installing fire sprinklers and construction on South escalator walls
- Ellis Street: Complete sidewalks at intersection of Stockton Street and close up Ellis opening to

Activity ID	Activity Name	2018						
		Jan	Feb	Mar	Apr	May	Jun	Jul
<b>CENTRAL SUBWAY PROJECT</b>								
<b>Construction Phase</b>								
<b>Construction CN.1300</b>								
<b>Construction UMS Station P-1253</b>								
Administrative / Milestones								
Drilled Shafts								
Roof Deck Excavation,Construction,Restoration								
Excavation & Support								
Concrete/Shotcrete								
UMS.03.30.1007a	UMS_Form/ East Exterior Wall - Invert to Platform Strut Level - Pour #7							
UMS.03.30.1007b	UMS_Form/ West Exterior Wall - Invert to Platform Strut Level - Pour #7							
UMS.03.30.1017a	UMS_Place Concrete / East Exterior Architectural Wall - Invert to Platform Strut L							
UMS.31.50.0201	UMS_Remove Temporary Excavation Support Level 2 - Pour #1							
UMS.03.30.1017b	UMS_Place Concrete / West Exterior Architectural Wall - Invert to Platform Strut I							
UMS.31.50.0207	UMS_Remove Temporary Excavation Support Level 2 - Pour #7							
UMS.03.30.1041a	UMS_Form/ East Exterior Wall - Platform Strut To Mezzanine Level - Pour #1							
UMS.03.30.1041b	UMS_Form/ West Exterior Wall - Platform Strut To Mezzanine Level - Pour #1							
UMS.03.30.1051b	UMS_Place Concrete / West Exterior Architectural Wall - Platform Strut To Mez							
UMS.03.30.1045	UMS_Rebar/ Exterior Walls - Platform Strut To Mezzanine Level - Pour #5							
UMS.03.30.1051a	UMS_Place Concrete / East Exterior Architectural Wall - Platform Strut To Mez:							
UMS.07.13.0307	UMS_Install Waterproofing System - Exterior Walls Platform Strut to Mezzanine L							
UMS.03.30.1042a	UMS_Form/ East Exterior Wall - Platform Strut To Mezzanine Level - Pour #2							
UMS.03.30.1042b	UMS_Form/ West Exterior Wall - Platform Strut To Mezzanine Level - Pour #2							
UMS.03.30.1046	UMS_Rebar/ Exterior Walls - Platform Strut To Mezzanine Level - Pour #6							
UMS.03.30.1052a	UMS_Place Concrete / East Exterior Architectural Wall - Platform Strut To Mez:							
UMS.03.30.1052b	UMS_Place Concrete / West Exterior Architectural Wall - Platform Strut To Mez							
UMS.03.30.2400	UMS_Place Concrete - North Concourse Slab on Metal Deck Pour #2							
UMS.07.13.0725	UMS_Install Wall Waterproof Membrane - North Concourse - ISL to Concourse F							
UMS.03.30.1043a	UMS_Form/ East Exterior Wall - Platform Strut To Mezzanine Level - Pour #3							
UMS.03.30.1043b	UMS_Form/ West Exterior Wall - Platform Strut To Mezzanine Level - Pour #3							
UMS.03.30.1047	UMS_Rebar/ Exterior Walls - Platform Strut To Mezzanine Level - Pour #7							
UMS.03.30.1053a	UMS_Place Concrete / East Exterior Architectural Wall - Platform Strut To Mez:							
UMS.03.30.1053b	UMS_Place Concrete / West Exterior Architectural Wall - Platform Strut To Mez							
UMS.07.81.2550	UMS_Spray on Fireproofing - North Concourse Struts & Deck Pour #1							
UMS.03.30.1044b	UMS_Form/ West Exterior Wall - Platform Strut To Mezzanine Level - Pour #4							
UMS.03.30.2480	UMS_Form/Rebar - North Concourse Walls -Concourse To Roof Pour #1							
UMS.07.13.0730	UMS_Install Wall Waterproof Membrane - North Concourse - ISL to Concourse F							
UMS.03.30.1044a	UMS_Form/ East Exterior Wall - Platform Strut To Mezzanine Level - Pour #4							
UMS.03.30.1054b	UMS_Place Concrete / West Exterior Architectural Walls - Platform Strut To Me							
UMS.03.30.2490	UMS_Place Concrete - North Concourse Walls - Concourse To Roof Pour #1							



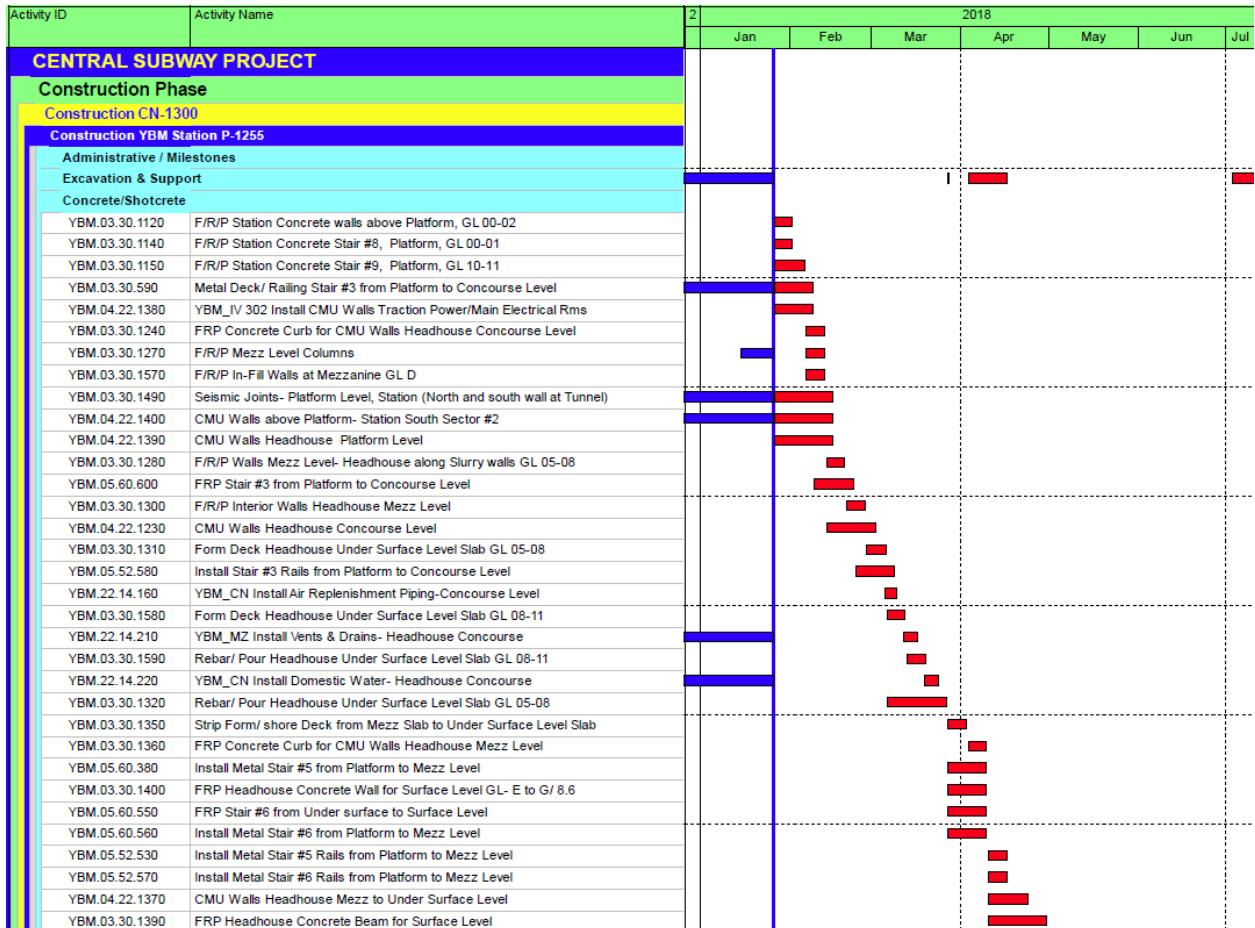
**Work Package P-1255 (YBM) has performed the following work this month:**

- Continued to replace the force main and AWSS at 4<sup>th</sup> & Howard
- Continued to investigate utility conflicts for 36" force main at Howard
- Continued F/R/P of Stair 4 stairs and walls
- 95% completed on electrical rough-in on Mezzanine – Station box
- 40% completed on electrical rough-in on Concourse ceiling – Station box
- Began installing CMU walls at Stair 1
- Began installing pyrok at tunnels north and south of YBM
- Continued F/R/P of Stair 2
- Began installing CMU walls at Stair 4
- Finished installing Elevators 1 and 2 Hoist Beams
- Investigated leaks in Escalators 1 and 2 pits
- Continued rough-in fire sprinkler, began installing hangers, piping, FM-200 piping (Headhouse Invert)
- 25% completed on electrical rough-in on Headhouse-Invert Walls
- Continued F/R/P Headhouse-Concourse columns
- Removed crane bridge at Headhouse-Mezzanine

**Work Package P-1255 (YBM) will perform the following work next month:**

- Continue utility work at intersection of 4<sup>th</sup> & Folsom and 4<sup>th</sup> & Howard
- Install street lights at 4<sup>th</sup> and Clementina
- Install new FH at 4<sup>th</sup> and Folsom
- Continue F/R/P of Stair 4 stairs and walls
- Place PG&E and AT&T utilities in Stair 4 area per PCC 159
- Complete electrical on Mezzanine – Station Box
- Pour South end West Side topping slab, Mezzanine – Station box
- Continue electrical rough-in on Concourse, pour Station Concourse topping slab
- Complete installing Pyrok, Platform level
- Complete F/R/P Stair 2 (Station Platform)
- Begin F/R/P Stair 3 (Station Platform)
- Install Elevators 1 and 2 (Station Platform)
- Install Escalators 1 and 2 (Station Platform)
- Continue Rough-in Fire Sprinkler (Headhouse Invert)
- Pour Headhouse Invert topping slab

- Complete F/R/P Headhouse-Concourse columns
- Complete F/R/P Headhouse-Mezzanine columns
- Install Stairs 5 and 6
- Install Stairs 5 and 6



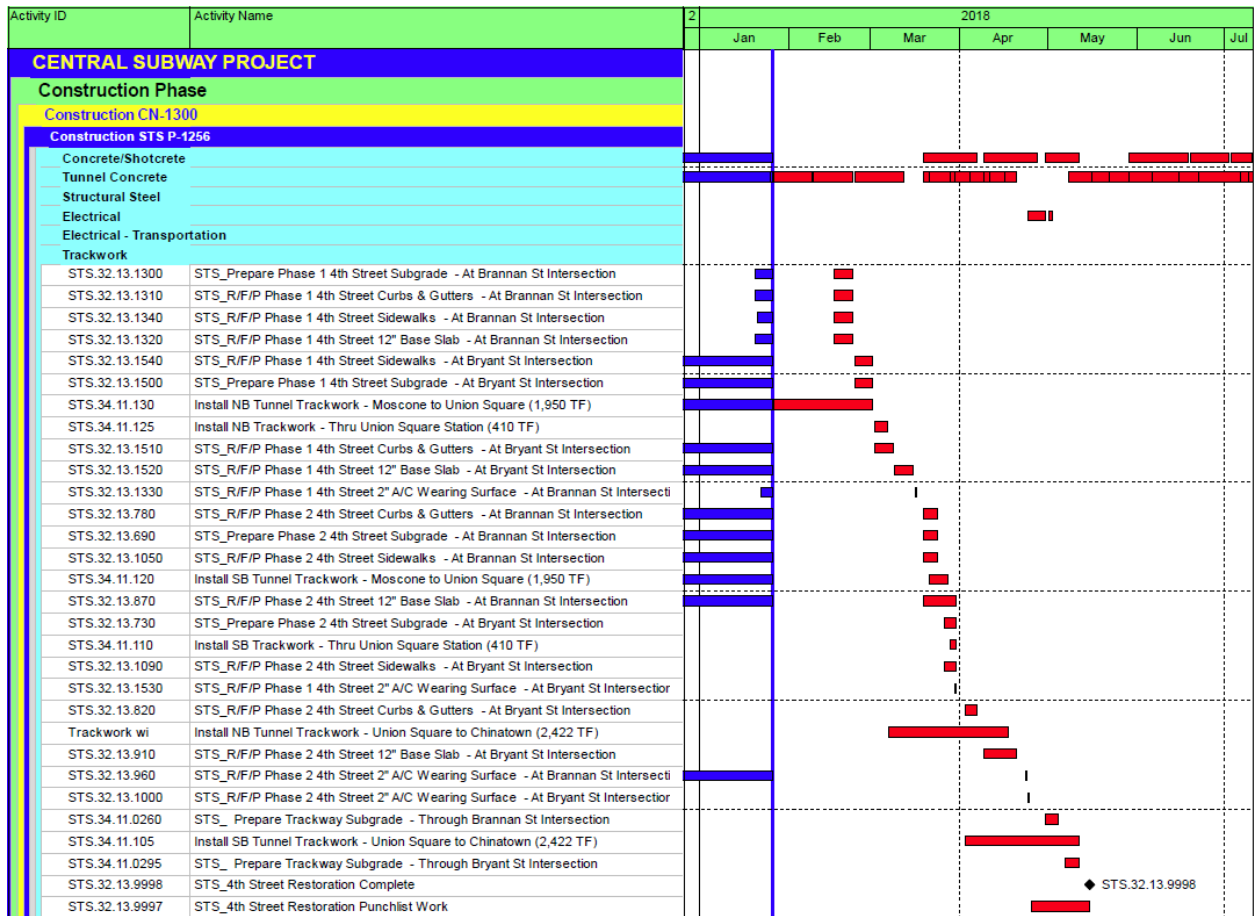
**Work Package P-1256 (STS) has performed the following work this month:**

- Completed 18" AWSS installation on 4<sup>th</sup>/Brannan intersection
- Continued OCS pole installation
- Continued track work between Townsend and Brannan
- Completed 4<sup>th</sup>/Brannan surface station pile caps; foundation work ongoing
- Continued track installation inside tunnel between YBM and UMS

**Work Package P-1256 (STS) will perform the following work next month:**

- Continue OCS pole installation
- Continue pavement renovation at 4<sup>th</sup>/Bryant and 4<sup>th</sup>/Brannan intersections
- Continue 4<sup>th</sup>/Brannan platform

- Continue track installation inside tunnel



**SCHEDULE REVISIONS**

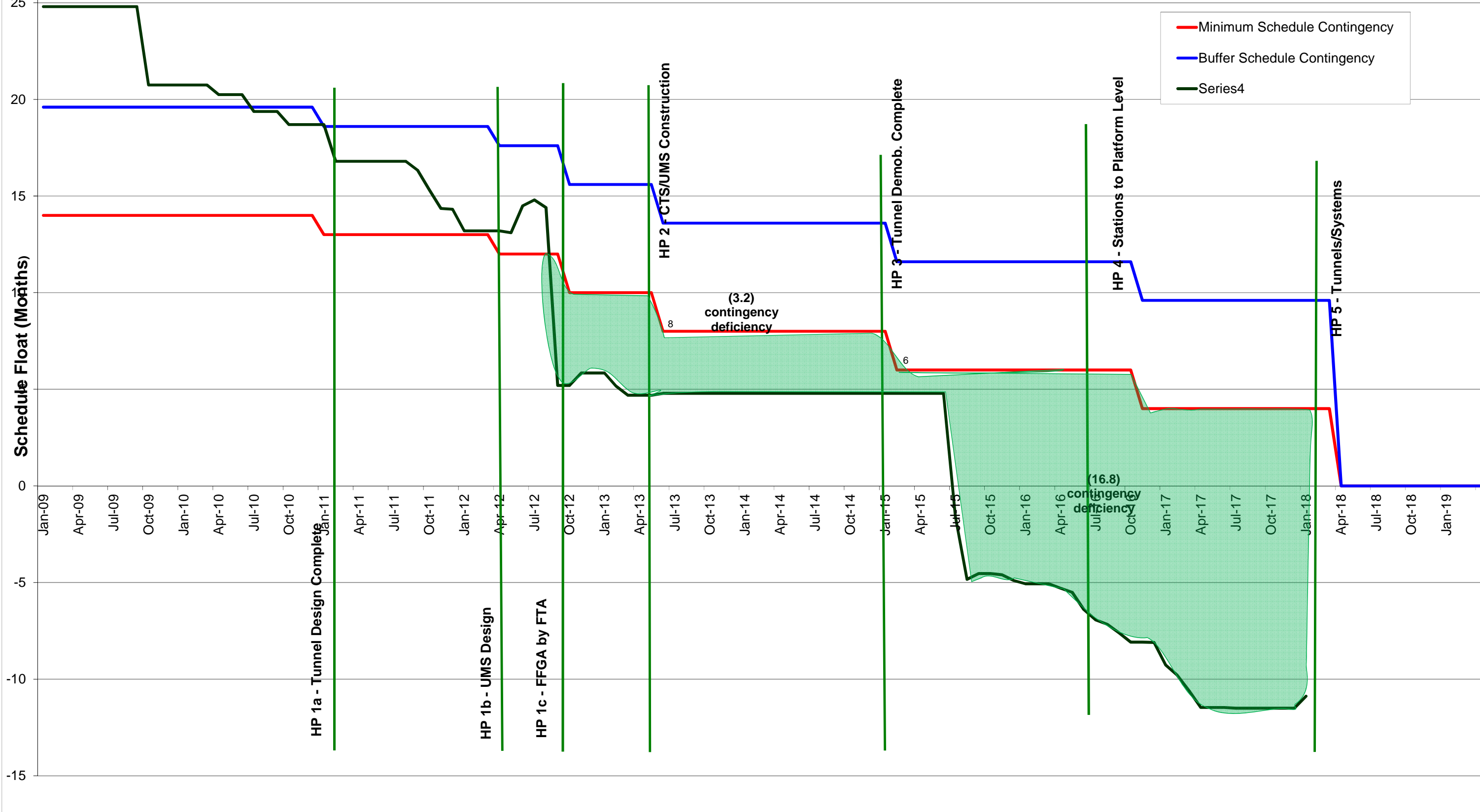
The SFMTA Contract 1300 January 2018 schedule update was added this period to the Central Subway Project Master Schedule.

**LIST OF SCHEDULE REPORTS**

- 1.1. Schedule Contingency Drawdown
- 1.2. Master Summary Schedule
- 1.3. Program Critical Path Schedule
- 1.4. Construction Contract Summary Schedule
- 1.5. Detail Schedule for Remaining Work

# CENTRAL SUBWAY PROJECT Schedule Contingency Drawdown

January 2018





Activity ID	Activity Name	Original Duration	Start	Finish	2018				2019				2020				
					Q4	Q1	Q2	Q3	Q4	Q1	Q2	Q3	Q4	Q1	Q2	Q3	
<b>CENTRAL SUBWAY PROJECT</b>		4485	03-Jun-03 A	12-Aug-20	CENT												
<b>Program Level Milestones</b>		4343	03-Jun-03 A	22-Nov-19	Program Level Milestones												
PJD1000	Central Subway Project Start	0	03-Jun-03 A														
MS0004A	Tunnel Excavation Complete - Project Milestone #4A	0		05-Sep-14 A													
MS0019	Baseline Finish Date: 12-26-2018	0		22-Nov-19*	◆ Baseline Finish Date: 12-26-2018												
MS0009	CSP Revenue Service Date	0		22-Nov-19*	◆ CSP Revenue Service Date												
<b>Preliminary Engineering Phase</b>		2661	03-Jun-03 A	07-Jan-10 A													
<b>Final Design</b>		1811	08-Jan-10 A	17-Jun-13 A													
<b>Light Rail Vehicles</b>		2389	15-Apr-13 A	29-Oct-19	Light Rail Vehicles												
<b>Real Estate</b>		3130	01-Aug-08 A	26-Jan-18	Real Estate												
<b>Construction Phase</b>		2766	04-Jan-10 A	12-Aug-20	Cons												
<b>Construction Support and Costs</b>		3139	04-Jan-10 A	12-Aug-20	Cons												
<b>Construction Utility Contract #1- MOS &amp; Portal CN-1250</b>		505	04-Jan-10 A	23-May-11 A													
<b>Construction Utility Contract #2 - UMS CN-1251</b>		643	12-Jan-11 A	15-Oct-12 A													
<b>Construction Tunnels CN-1252</b>		1518	08-Jun-11 A	26-Jan-18	Construction Tunnels CN-1252												
<b>Construction CN-1300</b>		1704	03-Jun-13 A	15-Nov-19	Construction CN-1300												
<b>CN- 1300 Milestone</b>		1673	17-Jun-13 A	15-Nov-19	CN- 1300 Milestone												
<b>Construction UMS Station P-1253</b>		1704	17-Jun-13 A	13-Jun-19	Construction UMS Station P-1253												
<b>Construction CTS Station P-1254R</b>		1673	17-Jun-13 A	15-Nov-19	Construction CTS Station P-1254R												
<b>Construction YBM Station P-1255</b>		1651	10-Jun-13 A	13-Jun-19	Construction YBM Station P-1255												
<b>Construction STS P-1256</b>		1615	03-Jun-13 A	27-Aug-19	Construction STS P-1256												
<b>Project Start Up</b>		163	12-Jun-19	22-Nov-19	Project Start Up												
<b>Unallocated Contingency</b>		461	26-Jan-18	22-Nov-19	Unallocated Contingency												
CO1.700	Cost Activity Unallocated Contingency (LOE) - 1.7.500.99.090.00 - Contingency	461	26-Jan-18	22-Nov-19	Cost Activity Unallocated Contingency (LOE)												

Activity ID	Activity Name	Original Duration	Start	Finish	Total Float	2018				2019				2020				2021				2022			
						Q4	Q1	Q2	Q3	Q4	Q1	Q2	Q3	Q4	Q1	Q2	Q3	Q4	Q1	Q2	Q3	Q4	Q1	Q2	Q3
<b>Program Level Milestones</b>																									
MS0019	Baseline Finish Date: 12-26-2018	0	22-Nov-19	22-Nov-19*	-231																				
MS0009	CSP Revenue Service Date	0	22-Nov-19	22-Nov-19*	-231																				
<b>CN- 1300 Milestone</b>																									
MS-10	Substantial Completion - 1,700 Calendar Days (SP-4.B) { 10-Feb-18 }	0	12-Jun-19	12-Jun-19*	-553																				
<b>Construction CTS Station P-1254R</b>																									
CTS.31.71.720	Excavate & Support Center Bench - Crossover	90	04-Sep-17 A	06-Feb-18	-386																				
CTS.31.71.730	Excavate & Construct Invert - Crossover	85	27-Sep-17 A	08-Feb-18	-386																				
CTS.31.71.740	Demo Sidewalls, Repair Headwall & Top Joint - Crossover	10	06-Nov-17 A	05-Mar-18	-386																				
CTS.31.71.750	Repair Invert Joint - Crossover	10	06-Mar-18	19-Mar-18	-386																				
CTS.31.20.010	Prep Invert Slab, Install Ground Mat, Gravel, Mud Slab	5	20-Mar-18	26-Mar-18	-385																				
CTS.31.74.700	Place Smoothing Concrete - Final Lining invert - Crossover Cavern	15	20-Mar-18	05-Apr-18	-466																				
CTS.07.13.320	Install Waterproofing - Invert Slab	5	27-Mar-18	02-Apr-18	-385																				
CTS.03.53.028	CTS_UP - FRP Topping Concrete @ Base Slab - Head House	1	03-Apr-18	03-Apr-18	-385																				
CTS.03.30.030	Form/Rebar/Pour - Invert Slab (Head House)	14	04-Apr-18	23-Apr-18	-385																				
CTS.31.74.705	Install Waterproofing - Final Lining invert - Crossover Cavern	15	06-Apr-18	23-Apr-18	-466																				
CTS.03.30.035	Form/Rebar/Pour/Strip - Columns & Walls Invert Slab to Platform Level	10	24-Apr-18	07-May-18	-385																				
CTS.31.74.715	Install Rebar & Grout Piping - Final Lining invert - Crossover Cavern	20	24-Apr-18	16-May-18	-466																				
CTS.03.30.050	Form/Rebar/Pour - Platform Level Slab - Headhouse	15	08-May-18	29-May-18	-385																				
CTS.31.74.710	Place Smoothing Concrete - Final Lining Invert -Cross Cut Cavern	6	17-May-18	23-May-18	-466																				
CTS.31.74.725	Place Concrete - Final Lining invert - Crossover Cavern	20	17-May-18	08-Jun-18	-466																				
CTS.31.74.960	Install Waterproofing & Grout Pipes - Final Lining Invert -Cross Cut Cavern	5	24-May-18	29-May-18	-466																				
CTS.03.30.060	Concrete Cure/Strip - Platform Level Slab	5	30-May-18	05-Jun-18	-385																				
CTS.31.74.970	Install Rebar - Final Lining Invert -Cross Cut Cavern	10	30-May-18	09-Jun-18	-466																				
CTS.31.50.110	CTS_CN Remove Level 5 Struts & Wales	5	06-Jun-18	12-Jun-18	-385																				
CTS.31.74.980	Place Concrete - Final Lining Invert -Cross Cut Cavern	10	11-Jun-18	21-Jun-18	-466																				
CTS.03.30.065	Form/Rebar/Pour/Strip - Columns Platform Slab to Concourse Level (3 ea)	5	13-Jun-18	19-Jun-18	-385																				
CTS.03.11.080	CTS_CN Install Falsework - For Headhouse Concourse Level Slab	10	20-Jun-18	03-Jul-18	-385																				
CTS.31.74.990	Install Waterproofing - Final Lining Arches - Crosscut Cavern	15	22-Jun-18	09-Jul-18	-466																				
CTS.03.30.095	CTS_CN Form/Rebar/Pour - Headhouse Concourse Level Slab	15	27-Jun-18	18-Jul-18	-385																				
CTS.31.74.1000	Install Rebar & Grout Piping - Final Lining Arches - Crosscut Cavern	15	28-Jun-18	14-Jul-18	-466																				
CTS.31.74.350	Shotcrete Final Lining Arches - Crosscut Cavern	20	09-Jul-18	31-Jul-18	-466																				
CTS.03.30.075	CTS_CN Form/Rebar/Pour/Strip - Columns Concourse Slab to Intermediate Lev	5	19-Jul-18	25-Jul-18	-385																				
CTS.03.11.120	Install Falsework - For Intermediate Level Slab	10	26-Jul-18	08-Aug-18	-385																				
CTS.03.30.130	Form/Rebar/Pour - Intermediate Level Slab	10	31-Jul-18	13-Aug-18	-385																				
CTS.03.30.760	Shore/Rebar/Form Pour Track Slab - Crosscut Cavern	15	01-Aug-18	21-Aug-18	-385																				
CTS.03.30.085	Form/Rebar/Pour/Strip - Columns Intermediate Slab to Lower Mezz Level	5	14-Aug-18	20-Aug-18	-385																				
CTS.03.30.780	Rebar/Form/ Pour Platforms - Crosscut Cavern	20	15-Aug-18	12-Sep-18	-385																				
CTS.03.11.160	CTS_LM Install Falsework - For Lower Mezz Level Slab	10	21-Aug-18	04-Sep-18	-385																				
CTS.03.30.170	CTS_LM Form/Rebar/Pour - Lower Mezz Level Slab	14	24-Aug-18	13-Sep-18	-385																				
CTS.03.30.770	Shore/Rebar/Form Pour Concourse Level Slab - Crosscut Cavern	15	29-Aug-18	19-Sep-18	-385																				
CTS.03.30.185	CTS_LM Concrete Cure - Lower Mezz Level Slab	5	14-Sep-18	20-Sep-18	-385																				
CTS.09.83.664	CTS_PL 05 Spray - Set Up Scaffold- Platform Level	5	20-Sep-18	26-Sep-18	-385																				
CTS.04.22.017	CTS_CN - Build - CMU Partition Walls - Head House Concourse Level	15	21-Sep-18	11-Oct-18	-385																				
CTS.09.83.544	CTS_PL 05 Spray - Acoustical Vermiculite Wall Plaster NB - Sector 2	5	27-Sep-18	03-Oct-18	-385																				
CTS.09.83.554	CTS_PL 05 Spray - Acoustical Vermiculite Wall Plaster SB - Sector 2	6	04-Oct-18	11-Oct-18	-385																				
CTS.34.21.122	CTS_PL Station Platform: Install - Traction Power Box PS01 @ SB Track - Sec	3	12-Oct-18	16-Oct-18	-385																				
CTS.23.31.666	CTS_PL 18 - Main Elect Rm: Install - HVAC: Ductwork	9	12-Oct-18	24-Oct-18	-385																				
CTS.34.05.160	CTS_PL_Install Conduit SB Positive Feeder Box PS01 to PS05 (Traction Power)	5	17-Oct-18	23-Oct-18	-385																				
CTS.34.05.170	CTS_PL_Install Conduit SB Positive Feeder Box PS01 to PS07 (Traction Power)	5	24-Oct-18	30-Oct-18	-385																				
CTS.26.11.125	CTS_PL 18 - Main Elect Rm: Install - Elect Substation & Switchboard DS2	10	25-Oct-18	07-Nov-18	-385																				
CTS.34.05.180	CTS_PL_Install:Conduit SB Positive Feeder Box PS02 to PS08 (Traction Power)	4	31-Oct-18	05-Nov-18	-385																				
CTS.03.46.980	CTS_PL Station Platform: Install - GFRP Perforated Wall Panel System SB - ξ	15	06-Nov-18	28-Nov-18	-385																				
CTS.26.11.140	CTS_PL 18 - Main Elect Rm: Install - Elect Substation & Switchboard DS1	10	08-Nov-18	21-Nov-18	-385																				
CTS.26.11.135	CTS_PL 18 - Main Elect Rm: Install - Elect Substation & SWGR SG2	10	26-Nov-18	07-Dec-18	-385																				



Activity Name	Original Duration	Start	Finish	2012				2013				2014				2015				2016				2017				2018				2019			
				Q1	Q2	Q3	Q4	Q1	Q2	Q3	Q4	Q1	Q2	Q3	Q4	Q1	Q2	Q3	Q4	Q1	Q2	Q3	Q4	Q1	Q2	Q3	Q4	Q1	Q2	Q3	Q4	Q1	Q2	Q3	Q4
<b>CENTRAL SUBWAY PROJECT</b>	2232	08-Jun-11 A	15-Nov-19																																
<b>Construction Phase</b>	2232	08-Jun-11 A	15-Nov-19																																
Construction Tunnels CN-1252	1518	08-Jun-11 A	15-May-15 A																																
1252 Tunnel Contract BIH	1518	08-Jun-11 A	15-May-15 A																																
Contract Milestones	1437	08-Jun-11 A	15-May-15 A																																
General Conditions	1480	01-Aug-11 A	15-May-15 A																																
4th & Bryant St TBM Launch Box Construction	686	30-Mar-12 A	02-Jun-14 A																																
Moscone Station Headwalls	430	14-May-12 A	20-Sep-13 A																																
UMS Station Headwalls	425	24-Jul-12 A	22-Nov-13 A																																
UMS - Remove Geary to Ellis OCS	5	24-Jul-12 A	26-Jul-12 A																																
UMS - Setup Traffic Control for Headwall Construction	1	30-Jul-12 A	30-Jul-12 A																																
North Headwall	237	27-Feb-13 A	22-Nov-13 A																																
South Headwall	404	31-Jul-12 A	22-Nov-13 A																																
4th St and Market Compensation Grouting	707	28-Jan-13 A	30-Apr-15 A																																
Southbound Tunneling	451	27-Apr-13 A	13-Oct-14 A																																
Ellis St Compensation Grouting	561	31-Jul-12 A	09-May-14 A																																
Green St Compensation Grouting	320	05-Aug-13 A	30-Jun-14 A																																
Retrieval Shaft	1070	31-Oct-11 A	20-Mar-15 A																																
Cross Passage 1-5	339	22-Mar-14 A	16-Apr-15 A																																
Cross Passage 1	79	14-Jun-14 A	13-Sep-14 A																																
Cross Passage 2	105	10-May-14 A	09-Sep-14 A																																
Cross Passage 3	127	31-Mar-14 A	28-Aug-14 A																																
Cross Passage 4	114	22-Mar-14 A	31-Jul-14 A																																
Cross Passage 5	277	31-May-14 A	16-Apr-15 A																																
Portal Structure	196	02-Sep-14 A	15-Apr-15 A																																
Contract Close Out	307	03-Mar-14 A	15-May-15 A																																
<b>Construction CN-1300</b>	1704	03-Jun-13 A	15-Nov-19																																
CN- 1300 Milestone	1673	17-Jun-13 A	15-Nov-19																																
Construction UMS Station P-1253	1704	17-Jun-13 A	13-Jun-19																																
Construction CTS Station P-1254R	1673	17-Jun-13 A	15-Nov-19																																
Construction YBM Station P-1255	1651	10-Jun-13 A	13-Jun-19																																
Construction STS P-1256	1615	03-Jun-13 A	27-Aug-19																																



Activity ID	Activity Name	Original Duration	Start	Finish	Total Float	2018				2019				2020				2021	
						Q4	Q1	Q2	Q3	Q4	Q1	Q2	Q3	Q4	Q1	Q2	Q3	Q4	Q1
<b>CENTRAL SUBWAY PROJECT</b>																			
<b>Light Rail Vehicles</b>																			
<b>Real Estate</b>																			
<b>Construction Phase</b>																			
<b>Construction Support and Costs</b>																			
<b>Construction CN-1300</b>																			
<b>CN- 1300 Milestone</b>																			
<b>No 13-Disp</b>																			
<b>Construction UMS Station P-1253</b>																			
<b>Preconstruction</b>																			
<b>Engineering &amp; Procurement</b>																			
<b>Site Work / Utility Relocation</b>																			
<b>Drilled Shafts</b>																			
<b>Roof Deck Excavation,Construction,Restoration</b>																			
<b>Excavation &amp; Support</b>																			
<b>Concrete/Shotcrete</b>																			
<b>Surface Level</b>																			
<b>Concourse Level</b>																			
<b>Intermediate Strut Level</b>																			
<b>Mezzanine Level</b>																			
<b>Platform Strut Level</b>																			
UMS.31.50.0201	UMS_Remove Temporary Excavation Support Level 2 - Pour #1	3	05-May-17 A	31-Jan-18	-348														
UMS.31.50.0207	UMS_Remove Temporary Excavation Support Level 2 - Pour #7	3	13-Jul-17 A	02-Feb-18	-303														
UMS.03.30.1041a	UMS_Form/ East Exterior Wall - Platform Strut To Mezzanine Level - Pour #1	2	01-Feb-18	02-Feb-18	-348														
UMS.03.30.1041b	UMS_Form/ West Exterior Wall - Platform Strut To Mezzanine Level - Pour #1	2	01-Feb-18	02-Feb-18	-348														
UMS.03.30.1045	UMS_Rebar/ Exterior Walls - Platform Strut To Mezzanine Level - Pour #5	3	01-Feb-18	05-Feb-18	-309														
UMS.03.30.1051b	UMS_Place Concrete / West Exterior Architectural Wall - Platform Strut To Mezzanine Level - I	1	05-Feb-18	05-Feb-18	-348														
UMS.03.30.1051a	UMS_Place Concrete / East Exterior Architectural Wall - Platform Strut To Mezzanine Level - F	1	05-Feb-18	05-Feb-18	-348														
UMS.07.13.0307	UMS_Install Waterproofing System - Exterior Walls Platform Strut to Mezzanine Level - Pour #7	2	05-Feb-18	06-Feb-18	-303														
UMS.03.30.1042a	UMS_Form/ East Exterior Wall - Platform Strut To Mezzanine Level - Pour #2	2	06-Feb-18	07-Feb-18	-348														
UMS.03.30.1042b	UMS_Form/ West Exterior Wall - Platform Strut To Mezzanine Level - Pour #2	2	06-Feb-18	07-Feb-18	-348														
UMS.03.30.1046	UMS_Rebar/ Exterior Walls - Platform Strut To Mezzanine Level - Pour #6	3	06-Feb-18	08-Feb-18	-305														
UMS.03.30.1052a	UMS_Place Concrete / East Exterior Architectural Wall - Platform Strut To Mezzanine Level - F	1	08-Feb-18	08-Feb-18	-348														
UMS.03.30.1052b	UMS_Place Concrete / West Exterior Architectural Wall - Platform Strut To Mezzanine Level - I	1	08-Feb-18	08-Feb-18	-348														
UMS.03.30.1043a	UMS_Form/ East Exterior Wall - Platform Strut To Mezzanine Level - Pour #3	2	09-Feb-18	12-Feb-18	-348														
UMS.03.30.1043b	UMS_Form/ West Exterior Wall - Platform Strut To Mezzanine Level - Pour #3	2	09-Feb-18	12-Feb-18	-348														
UMS.03.30.1047	UMS_Rebar/ Exterior Walls - Platform Strut To Mezzanine Level - Pour #7	3	09-Feb-18	13-Feb-18	-305														
UMS.03.30.1053a	UMS_Place Concrete / East Exterior Architectural Wall - Platform Strut To Mezzanine Level - F	1	13-Feb-18	13-Feb-18	-348														
UMS.03.30.1053b	UMS_Place Concrete / West Exterior Architectural Wall - Platform Strut To Mezzanine Level - I	1	13-Feb-18	13-Feb-18	-348														
UMS.03.30.1044b	UMS_Form/ West Exterior Wall - Platform Strut To Mezzanine Level - Pour #4	2	14-Feb-18	15-Feb-18	-348														
UMS.03.30.1044a	UMS_Form/ East Exterior Wall - Platform Strut To Mezzanine Level - Pour #4	2	14-Feb-18	15-Feb-18	-348														
UMS.03.30.1054b	UMS_Place Concrete / West Exterior Architectural Walls - Platform Strut To Mezzanine Level -	1	16-Feb-18	16-Feb-18	-348														
UMS.03.30.1054a	UMS_Place Concrete / East Exterior Architectural Walls - Platform Strut To Mezzanine Level -	1	16-Feb-18	16-Feb-18	-348														
UMS.03.30.1045a	UMS_Form/ East Exterior Wall - Platform Strut To Mezzanine Level - Pour #5	2	19-Feb-18	20-Feb-18	-318														
UMS.03.30.1045b	UMS_Form/ West Exterior Wall - Platform Strut To Mezzanine Level - Pour #5	2	19-Feb-18	20-Feb-18	-318														
UMS.03.30.1055b	UMS_Place Concrete / West Exterior Architectural Wall - Platform Strut To Mezzanine Level - I	1	21-Feb-18	21-Feb-18	-318														
UMS.03.30.1055a	UMS_Place Concrete / East Exterior Architectural Wall - Platform Strut To Mezzanine Level - F	1	21-Feb-18	21-Feb-18	-318														
UMS.03.30.1046a	UMS_Form/ East Exterior Wall - Platform Strut To Mezzanine Level - Pour #6	2	22-Feb-18	23-Feb-18	-314														
UMS.03.30.1046b	UMS_Form/ West Exterior Wall - Platform Strut To Mezzanine Level - Pour #6	2	22-Feb-18	23-Feb-18	-314														

Activity ID	Activity Name	Original Duration	Start	Finish	Total Float	2018				2019				2020				2021	
						Q4	Q1	Q2	Q3	Q4	Q1	Q2	Q3	Q4	Q1	Q2	Q3	Q4	Q1
UMS.03.30.1056b	UMS_Place Concrete / West Exterior Architectural Wall - Platform Strut To Mezzanine Level - I	1	26-Feb-18	26-Feb-18	-314														
UMS.03.30.1056a	UMS_Place Concrete / East Exterior Architectural Wall - Platform Strut To Mezzanine Level - F	1	26-Feb-18	26-Feb-18	-314														
UMS.03.30.1047a	UMS_Form/ East Exterior Wall - Platform Strut To Mezzanine Level - Pour #7	2	27-Feb-18	28-Feb-18	-314														
UMS.03.30.1047b	UMS_Form/ West Exterior Wall - Platform Strut To Mezzanine Level - Pour #7	2	27-Feb-18	28-Feb-18	-314														
UMS.03.30.1057b	UMS_Place Concrete / West Exterior Architectural Wall - Platform Strut To Mezzanine Level - I	1	01-Mar-18	01-Mar-18	-314														
UMS.03.30.1057a	UMS_Place Concrete / East Exterior Architectural Wall - Platform Strut To Mezzanine Level - F	1	01-Mar-18	01-Mar-18	-314														
<b>Platform Level</b>		113	22-Jan-18 A	06-Jul-18	-272														
<b>Structural Steel</b>		20	22-Jun-18	23-Jul-18	-313														
<b>Masonry</b>		145	02-Mar-18	25-Sep-18	-289														
<b>Mechanical</b>		311	06-Mar-17 A	05-Feb-19	-327														
<b>Surface Level</b>		205	20-Feb-18	10-Dec-18	-327														
<b>All Levels</b>		7	11-Dec-18	19-Dec-18	-334														
<b>Concourse Level</b>		309	06-Mar-17 A	01-Feb-19	-325														
<b>Intermediate Strut Level</b>		236	06-Mar-17 A	05-Feb-19	-334														
<b>Mezzanine Level</b>		117	04-Dec-17 A	21-Jan-19	-313														
<b>Platform Strut Level</b>		147	13-Nov-17 A	10-Jan-19	-313														
<b>Platform Level</b>		150	05-Jun-18	08-Jan-19	-313														
<b>Under Platform Level</b>		49	05-Jun-18	14-Aug-18	-251														
<b>No 13-Level</b>		15	05-Oct-18	25-Oct-18	-299														
<b>Electrical</b>		333	10-Jul-17 A	22-May-19	127														
<b>Electrical - Transportation</b>		164	09-Apr-18	29-Nov-18	-280														
<b>Architectural Finishes</b>		301	03-Jan-17 A	25-Mar-19	-354														
<b>Conveyances</b>		212	14-Mar-18	14-Jan-19	-279														
<b>Stairs</b>		262	29-Jan-18	07-Feb-19	-311														
<b>Startup &amp; Testing</b>		61	13-Feb-19	08-May-19	-371														
<b>No 13-Disp</b>		1587	26-Nov-13 A	12-Jun-19	112														
<b>Construction CTS Station P-1254R</b>		1593	06-Sep-13 A	15-Nov-19	0														
<b>Preconstruction</b>		15	26-Jan-18	15-Feb-18	-49														
<b>Site Work / Utility Relocation</b>		295	26-Jan-18	25-Mar-19	165														
<b>Excavation &amp; Support</b>		174	21-Dec-17 A	29-Oct-18	-368														
<b>Tunnel / Cavern Mining</b>		124	04-Sep-17 A	05-Mar-18	-386														
<b>Platform Level</b>		124	04-Sep-17 A	05-Mar-18	-386														
CTS.31.71.720	Excavate & Support Center Bench - Crossover	90	04-Sep-17 A	06-Feb-18	-386														
CTS.31.71.730	Excavate & Construct Invert - Crossover	85	27-Sep-17 A	08-Feb-18	-386														
CTS.31.71.740	Demo Sidewalls, Repair Headwall & Top Joint - Crossover	10	06-Nov-17 A	05-Mar-18	-386														
<b>Cavern Lining</b>		153	02-Jan-18 A	14-Aug-18	328														
<b>Platform Level</b>		153	02-Jan-18 A	14-Aug-18	328														
CTS.31.74.605	Place Smoothing Concrete - Final Lining Arches - Platform Cavern South	15	02-Jan-18 A	02-Jun-18	-425														
CTS.31.74.800	Place Smoothing Concrete - Final Lining Arches - Crossover Cavern	15	15-Jan-18 A	31-Mar-18	-352														
CTS.31.74.870	Final Lining South Emergency Egress Tunnel	20	26-Jan-18	22-Feb-18	-230														
CTS.31.74.700	Place Smoothing Concrete - Final Lining invert - Crossover Cavern	15	20-Mar-18	05-Apr-18	-466														
CTS.31.74.805	Install Waterproofing - Final Lining Arches - Crossover Cavern	15	02-Apr-18	18-Apr-18	-352														
CTS.31.74.705	Install Waterproofing - Final Lining invert - Crossover Cavern	15	06-Apr-18	23-Apr-18	-466														
CTS.31.74.550	Final Lining North Emergency Egress Tunnel	20	16-Apr-18	11-May-18	-306														
CTS.31.74.715	Install Rebar & Grout Piping - Final Lining invert - Crossover Cavern	20	24-Apr-18	16-May-18	-466														
CTS.31.74.900	Install Waterproofing & Grout Pipes - Final Lining - Platform Cavern North	10	26-Apr-18	07-May-18	-435														
CTS.31.74.910	Place Invert Rebar - Final Lining - Platform Cavern North	10	08-May-18	18-May-18	-435														
CTS.31.74.710	Place Smoothing Concrete - Final Lining Invert -Cross Cut Cavern	6	17-May-18	23-May-18	-466														
CTS.31.74.725	Place Concrete - Final Lining invert - Crossover Cavern	20	17-May-18	08-Jun-18	-466														
CTS.31.74.920	Place Invert Concrete - Final Lining - Platform Cavern North	10	19-May-18	30-May-18	-435														

Activity ID	Activity Name	Original Duration	Start	Finish	Total Float	2018				2019				2020				2021		
						Q4	Q1	Q2	Q3	Q4	Q1	Q2	Q3	Q4	Q1	Q2	Q3	Q4	Q1	Q2
CTS.31.74.960	Install Waterproofing & Grout Pipes - Final Lining Invert -Cross Cut Cavern	5	24-May-18	29-May-18	-466															
CTS.31.74.560	Place Smoothing Concrete - Final Lining Invert - Platform Cavern South	11	24-May-18	05-Jun-18	427															
CTS.31.74.970	Install Rebar - Final Lining Invert -Cross Cut Cavern	10	30-May-18	09-Jun-18	-466															
CTS.31.74.575	Install Waterproofing - Final Lining Invert - Platform Cavern South	15	30-May-18	15-Jun-18	427															
CTS.31.74.930	Install Waterproofing & Grout Pipes - Final Lining Arches - Platform Cavern North	15	31-May-18	16-Jun-18	-435															
CTS.31.74.615	Install Waterproofing - Final Lining Arches - Platform Cavern South	15	31-May-18	16-Jun-18	-425															
CTS.31.74.585	Install Rebar & Grout Piping - Final Lining Invert - Platform Cavern South	15	05-Jun-18	21-Jun-18	427															
CTS.31.74.980	Place Concrete - Final Lining Invert -Cross Cut Cavern	10	11-Jun-18	21-Jun-18	-466															
CTS.31.74.625	Install Rebar & Grout Piping - Final Lining Arches - Platform Cavern South	15	12-Jun-18	28-Jun-18	-425															
CTS.31.74.595	Place Concrete - Final Lining Invert - Platform Cavern South	17	16-Jun-18	05-Jul-18	427															
CTS.31.74.940	Install Rebar -Final Lining Arches - Platform Cavern North	15	18-Jun-18	04-Jul-18	-435															
CTS.31.74.990	Install Waterproofing - Final Lining Arches - Crosscut Cavern	15	22-Jun-18	09-Jul-18	-466															
CTS.31.74.635	Shotcrete - Final Lining Arches - Platform Cavern South	15	22-Jun-18	09-Jul-18	-425															
CTS.31.74.1000	Install Rebar & Grout Piping - Final Lining Arches - Crosscut Cavern	15	28-Jun-18	14-Jul-18	-466															
CTS.31.74.815	Install Rebar & Grout Piping - Final Lining Arches - Crossover Cavern	20	29-Jun-18	21-Jul-18	-413															
CTS.31.74.950	Shotcrete - Final Lining Arches - Platform Cavern North	15	05-Jul-18	21-Jul-18	-435															
CTS.31.74.350	Shotcrete Final Lining Arches - Crosscut Cavern	20	09-Jul-18	31-Jul-18	-466															
CTS.31.74.825	Shotcrete - Final Lining Arches - Crossover Cavern	20	23-Jul-18	14-Aug-18	-413															
<b>Concrete/Shotcrete</b>		<b>247</b>	<b>20-Mar-18</b>	<b>27-Feb-19</b>	<b>-353</b>															
<b>Structural Steel</b>		<b>102</b>	<b>02-Oct-18</b>	<b>26-Feb-19</b>	<b>-352</b>															
<b>Masonry</b>		<b>102</b>	<b>19-Jul-18</b>	<b>12-Dec-18</b>	<b>-340</b>															
<b>Mechanical</b>		<b>162</b>	<b>02-Aug-18</b>	<b>15-Mar-19</b>	<b>-365</b>															
<b>Misc Metal</b>		<b>152</b>	<b>15-Aug-18</b>	<b>21-Mar-19</b>	<b>-357</b>															
<b>Electrical</b>		<b>177</b>	<b>02-Aug-18</b>	<b>05-Apr-19</b>	<b>-370</b>															
<b>Electrical - Transportation</b>		<b>93</b>	<b>23-Aug-18</b>	<b>07-Jan-19</b>	<b>-357</b>															
<b>Architectural Finishes</b>		<b>259</b>	<b>03-Apr-18</b>	<b>09-Apr-19</b>	<b>-340</b>															
<b>Conveyances</b>		<b>105</b>	<b>06-Dec-18</b>	<b>01-May-19</b>	<b>-397</b>															
<b>Startup &amp; Testing</b>		<b>30</b>	<b>01-May-19</b>	<b>12-Jun-19</b>	<b>-385</b>															
<b>No 13-Disp</b>		<b>1593</b>	<b>06-Sep-13 A</b>	<b>15-Nov-19</b>	<b>-395</b>															
<b>Concourse Level</b>		<b>30</b>	<b>23-Oct-18</b>	<b>22-Nov-18</b>	<b>-505</b>															
<b>Platform Level</b>		<b>15</b>	<b>30-Aug-18</b>	<b>20-Sep-18</b>	<b>-343</b>															
<b>No 13-Level</b>		<b>1593</b>	<b>06-Sep-13 A</b>	<b>15-Nov-19</b>	<b>-395</b>															
<b>Construction YBM Station P-1255</b>		<b>1571</b>	<b>04-Nov-13 A</b>	<b>12-Jun-19</b>	<b>-395</b>															
<b>Preconstruction</b>		<b>15</b>	<b>26-Jan-18</b>	<b>15-Feb-18</b>	<b>-49</b>															
<b>Excavation &amp; Support</b>		<b>489</b>	<b>25-Apr-16 A</b>	<b>17-Jul-18</b>	<b>-180</b>															
<b>Concrete/Shotcrete</b>		<b>277</b>	<b>27-Mar-17 A</b>	<b>18-Dec-18</b>	<b>-286</b>															
<b>Mechanical</b>		<b>5</b>	<b>29-May-17 A</b>	<b>23-May-18</b>	<b>-206</b>															
<b>Electrical</b>		<b>338</b>	<b>04-Sep-17 A</b>	<b>24-Jan-19</b>	<b>-360</b>															
<b>Electrical - Transportation</b>		<b>250</b>	<b>26-Jan-18</b>	<b>10-Jan-19</b>	<b>-350</b>															
<b>Platform Level</b>		<b>229</b>	<b>26-Jan-18</b>	<b>12-Dec-18</b>	<b>-329</b>															
<b>Under Platform Level</b>		<b>147</b>	<b>12-Jun-18</b>	<b>10-Jan-19</b>	<b>-365</b>															
<b>Conveyances</b>		<b>172</b>	<b>14-Dec-17 A</b>	<b>18-Oct-18</b>	<b>-282</b>															
<b>All Levels</b>		<b>172</b>	<b>14-Dec-17 A</b>	<b>18-Oct-18</b>	<b>-282</b>															
YBM.14.31.117	Set/ Weld Escalator #1,2 from Platform to Concourse Level	10	14-Dec-17 A	08-Mar-18	-207															
YBM.14.31.127	Assemble/ Install Escalator #1,2 from Platform to Concourse Level	14	18-Dec-17 A	28-Mar-18	-207															
YBM.14.21.115	Install Elevators #1, 2	15	10-Jan-18 A	22-Feb-18	-173															
YBM.14.31.147	Escalator #1,2 Finish from Platform to Concourse Level	10	29-Mar-18	11-Apr-18	-207															
YBM.14.31.137	Electrical/ Terminate Escalator #1,2 from Platform to Concourse Level	10	12-Apr-18	25-Apr-18	-169															
YBM.14.21.135	Set/ Weld Elevator #3,4 Steel from Platform to Surface Level	10	01-May-18	14-May-18	-221															
YBM.14.21.145	Install Elevators #3, 4	30	15-May-18	26-Jun-18	-221															
YBM.14.31.157	Set/ Weld Escalator #3,4 from Concourse to Surface Level	14	27-Jun-18	17-Jul-18	-260															



Activity ID	Activity Name	Original Duration	Start	Finish	Total Float	2018				2019				2020				2021	
						Q4	Q1	Q2	Q3	Q4	Q1	Q2	Q3	Q4	Q1	Q2	Q3	Q4	Q1
YBM.14.31.167	Assemble/ Install Escalator #3,4 from Concourse to SurfaceLevel	15	18-Jul-18	07-Aug-18	-260														
YBM.14.31.187	Escalator #3,4 Finish from Concourse to Surface Level	14	08-Aug-18	27-Aug-18	-260														
YBM.14.31.177	Electrical/ Terminate Escalator #3,4 from Concourse to Surface Level	10	28-Aug-18	11-Sep-18	-260														
YBM.14.21.125	Startup & Test Elevators #1, 2	5	05-Oct-18	11-Oct-18	-277														
YBM.14.31.207	Startup & Test Escalator #3,4 from Concourse to Surface Level	5	05-Oct-18	11-Oct-18	-277														
YBM.14.21.155	Startup & Test Elevators #3, 4	5	05-Oct-18	11-Oct-18	-277														
YBM.14.31.197	Startup & Test Escalator #1,2 from Platform to Concourse Level	10	05-Oct-18	18-Oct-18	-282														
<b>Startup &amp; Testing</b>		<b>61</b>	<b>26-Feb-19</b>	<b>21-May-19</b>	<b>-370</b>														
<b>No 13-Disp</b>		<b>1571</b>	<b>04-Nov-13 A</b>	<b>12-Jun-19</b>	<b>-395</b>														
<b>Construction STS P-1256</b>		<b>1485</b>	<b>09-Jan-14 A</b>	<b>27-Aug-19</b>	<b>58</b>														
<b>Preconstruction</b>		<b>15</b>	<b>26-Jan-18</b>	<b>15-Feb-18</b>	<b>-49</b>														
<b>Concrete/Shotcrete</b>		<b>123</b>	<b>18-Dec-17 A</b>	<b>10-Jul-18</b>	<b>-195</b>														
<b>Tunnel Concrete</b>		<b>212</b>	<b>16-Oct-17 A</b>	<b>24-Jan-19</b>	<b>-302</b>														
<b>Structural Steel</b>		<b>15</b>	<b>20-Aug-18</b>	<b>10-Sep-18</b>	<b>-365</b>														
<b>Electrical</b>		<b>186</b>	<b>24-Apr-18</b>	<b>17-Jan-19</b>	<b>-312</b>														
<b>Electrical - Transportation</b>		<b>49</b>	<b>23-Aug-18</b>	<b>30-Oct-18</b>	<b>-342</b>														
<b>Trackwork</b>		<b>306</b>	<b>20-Jun-17 A</b>	<b>31-Oct-18</b>	<b>-252</b>														
<b>Platform Level</b>		<b>306</b>	<b>20-Jun-17 A</b>	<b>31-Oct-18</b>	<b>-252</b>														
STS.32.13.960	STS_R/F/P Phase 2 4th Street 2" A/C Wearing Surface - At Brannan St Intersection	1	20-Jun-17 A	23-Apr-18	-112														
STS.32.13.1500	STS_Prepare Phase 1 4th Street Subgrade - At Bryant St Intersection	5	17-Aug-17 A	01-Mar-18	-307														
STS.32.13.1510	STS_R/F/P Phase 1 4th Street Curbs & Gutters - At Bryant St Intersection	5	18-Aug-17 A	08-Mar-18	-307														
STS.32.13.1540	STS_R/F/P Phase 1 4th Street Sidewalks - At Bryant St Intersection	5	22-Aug-17 A	01-Mar-18	-84														
STS.32.13.1520	STS_R/F/P Phase 1 4th Street 12" Base Slab - At Bryant St Intersection	5	23-Aug-17 A	15-Mar-18	-307														
STS.34.11.130	Install NB Tunnel Trackwork - Moscone to Union Square (1,950 TF)	25	11-Sep-17 A	01-Mar-18	-344														
STS.34.11.120	Install SB Tunnel Trackwork - Moscone to Union Square (1,950 TF)	25	18-Sep-17 A	27-Mar-18	-362														
STS.34.11.0380	STS_ F/R/P Trackway Curb - Freelon St To Bryant St	5	27-Nov-17 A	18-Jun-18	-293														
STS.34.11.0340	STS_ F/R/P Trackway Curb - Bluxome St To Brannan	5	29-Nov-17 A	18-May-18	-293														
STS.34.11.0440	STS_ F/R/P Trackway Slab - Bluxome St To Brannan	10	14-Dec-17 A	11-Jun-18	-313														
STS.34.11.0430	STS_ F/R/P Trackway Slab - Townsend St To Bluxome St	10	18-Dec-17 A	25-May-18	-313														
STS.32.13.1300	STS_Prepare Phase 1 4th Street Subgrade - At Brannan St Intersection	5	20-Jan-18 A	22-Feb-18	-307														
STS.32.13.1310	STS_R/F/P Phase 1 4th Street Curbs & Gutters - At Brannan St Intersection	5	20-Jan-18 A	22-Feb-18	-302														
STS.32.13.1320	STS_R/F/P Phase 1 4th Street 12" Base Slab - At Brannan St Intersection	5	20-Jan-18 A	22-Feb-18	-297														
STS.32.13.1340	STS_R/F/P Phase 1 4th Street Sidewalks - At Brannan St Intersection	5	21-Jan-18 A	22-Feb-18	-84														
STS.32.13.1330	STS_R/F/P Phase 1 4th Street 2" A/C Wearing Surface - At Brannan St Intersection	1	22-Jan-18 A	16-Mar-18	-88														
STS.34.11.125	Install NB Trackwork - Thru Union Square Station (410 TF)	3	02-Mar-18	06-Mar-18	-344														
STS.32.13.730	STS_Prepare Phase 2 4th Street Subgrade - At Bryant St Intersection	5	26-Mar-18	30-Mar-18	-308														
STS.32.13.1090	STS_R/F/P Phase 2 4th Street Sidewalks - At Bryant St Intersection	5	26-Mar-18	30-Mar-18	-95														
STS.34.11.110	Install SB Trackwork - Thru Union Square Station (410 TF)	3	28-Mar-18	30-Mar-18	-362														
STS.32.13.1530	STS_R/F/P Phase 1 4th Street 2" A/C Wearing Surface - At Bryant St Intersection	1	30-Mar-18	30-Mar-18	-97														
STS.32.13.820	STS_R/F/P Phase 2 4th Street Curbs & Gutters - At Bryant St Intersection	5	02-Apr-18	06-Apr-18	-308														
STS.34.11.105	Install SB Tunnel Trackwork - Union Square to Chinatown (2,422 TF)	30	02-Apr-18	11-May-18	-362														
STS.32.13.910	STS_R/F/P Phase 2 4th Street 12" Base Slab - At Bryant St Intersection	10	09-Apr-18	20-Apr-18	-308														
STS.32.13.1000	STS_R/F/P Phase 2 4th Street 2" A/C Wearing Surface - At Bryant St Intersection	1	24-Apr-18	24-Apr-18	-112														
STS.34.11.0260	STS_ Prepare Trackway Subgrade - Through Brannan St Intersection	5	30-Apr-18	04-May-18	-313														
STS.34.11.0295	STS_ Prepare Trackway Subgrade - Through Bryant St Intersection	5	07-May-18	11-May-18	-313														
STS.34.11.0350	STS_ F/R/P Trackway Curb - Through Brannan St Intersection	5	21-May-18	25-May-18	-293														
STS.34.11.0360	STS_ F/R/P Trackway Curb - Brannan St Intersection To Freelon St	5	29-May-18	04-Jun-18	-293														
STS.34.11.0370	STS_ F/R/P Trackway Curb - Through Freelon St Intersection	5	05-Jun-18	11-Jun-18	-293														
STS.34.11.0450	STS_ F/R/P Trackway Slab - Through Brannan St Intersection	5	12-Jun-18	18-Jun-18	-313														
STS.34.11.0390	STS_ F/R/P Trackway Curb - Through Bryant St Intersection	5	19-Jun-18	25-Jun-18	-293														



Activity ID	Activity Name	Original Duration	Start	Finish	Total Float	2018				2019				2020				2021	
						Q4	Q1	Q2	Q3	Q4	Q1	Q2	Q3	Q4	Q1	Q2	Q3	Q4	Q1
STS.34.11.0460	STS_ F/R/P Trackway Slab - Brannan St Intersection To Freelon St	10	19-Jun-18	02-Jul-18	-313														
STS.34.11.0470	STS_ F/R/P Trackway Slab - Through Freelon St Intersection	5	03-Jul-18	10-Jul-18	-313														
STS.34.11.0475	STS_ F/R/P Trackway Slab - Freelon St To Bryant St	10	11-Jul-18	24-Jul-18	-313														
STS.34.11.0480	STS_ F/R/P Trackway Slab - Through Bryant St Intersection	5	25-Jul-18	31-Jul-18	-313														
STS.34.11.0530	STS_Install: Trackwork - Through Brannan St Intersection	5	01-Aug-18	07-Aug-18	-313														
STS.34.11.0540	STS_Install: Trackwork - Brannan St Intersection To Freelon St	5	08-Aug-18	14-Aug-18	-313														
STS.34.11.0550	STS_Install: Trackwork - Through Freelon St Intersection	5	15-Aug-18	21-Aug-18	-313														
STS.34.11.0560	STS_Install: Trackwork - Freelon St To Bryant St	5	22-Aug-18	28-Aug-18	-313														
STS.34.11.0570	STS_Install: Trackwork - Through Bryant St Intersection	5	29-Aug-18	05-Sep-18	-313														
STS.34.11.0575	STS_ F/R/P Trackway Pavement - King To Townsend St	5	06-Sep-18	12-Sep-18	-313														
STS.34.11.0590	STS_ F/R/P Trackway Pavement - Townsend St To Bluxome St	5	13-Sep-18	19-Sep-18	-313														
STS.34.11.0600	STS_ F/R/P Trackway Pavement - Bluxome St To Brannan	5	20-Sep-18	26-Sep-18	-313														
STS.34.11.170	Install SB Trackwork & Crossover - Thru Chinatown Station (539TF)	20	20-Sep-18	17-Oct-18	-333														
STS.34.11.185	Install NB Trackwork & Crossover - Thru Chinatown Station (539 TF)	20	20-Sep-18	17-Oct-18	-366														
STS.34.11.0610	STS_ F/R/P Trackway Pavement - Through Brannan St Intersection	5	27-Sep-18	03-Oct-18	-313														
STS.34.11.0620	STS_ F/R/P Trackway Pavement - Brannan St Intersection To Freelon St	5	04-Oct-18	10-Oct-18	-313														
STS.34.11.0630	STS_ F/R/P Trackway Pavement - Through Freelon St Intersection	5	11-Oct-18	17-Oct-18	-313														
STS.34.11.0640	STS_ F/R/P Trackway Pavement - Freelon St To Bryant St	5	18-Oct-18	24-Oct-18	-313														
STS.34.11.160	Install SB Trackwork - Chinatown Station to North Limit (339 TF)	5	18-Oct-18	24-Oct-18	-328														
STS.34.11.175	Install NB Trackwork - Chinatown Station to North Limit (339 TF)	5	18-Oct-18	24-Oct-18	-366														
STS.34.11.0650	STS_ F/R/P Trackway Pavement - Through Bryant St Intersection	5	25-Oct-18	31-Oct-18	-313														
<b>Track System Work</b>		1186	06-Apr-15 A	27-Aug-19	-328														
<b>Startup &amp; Testing</b>		79	15-Feb-19	06-Jun-19	-385														
<b>No 13-Disp</b>		1403	09-Jan-14 A	12-Jun-19	112														
<b>Unallocated Contingency</b>		461	26-Jan-18	22-Nov-19	-231														

## *Appendix C*

### **PROJECT SCOPE AND FUNDING OVERVIEW**

## Project Overview

The Central Subway Project will construct a modern, efficient light-rail line that will improve public transit in San Francisco. This new 1.7-mile extension of Muni's T Third Line will provide direct connections to major retail, sporting and cultural venues while efficiently transporting people to jobs, educational opportunities and other amenities throughout the city.

The Central Subway Project is Phase 2 of the San Francisco Municipal Transportation Agency's (SFMTA) Third Street Light Rail Transit Project. Phase 1 of the project constructed a 5.1-mile light-rail line along the densely populated 3rd Street corridor. It began revenue service in April 2007, restoring light-rail service to a high transit-ridership area of San Francisco for the first time in 50 years.

The Central Subway Project will extend the T Third Line from the 4th Street Caltrain Station to Chinatown, providing a direct, rapid transit link from the Bayshore and Mission Bay areas to SoMa, Union Square and downtown.

Four new stations will be built along the 1.7-mile project alignment—an above-ground station at 4<sup>th</sup> and Brannan streets and three underground stations at Moscone Center, Union Square and Chinatown.

The Central Subway will run through the burgeoning technology and digital-media hub in SoMa, where dozens of companies have taken up residence along the 4th Street corridor. Increased



## Project Overview - continued

transit options will attract new employers – the Central Subway makes travel more convenient throughout the corridor and improves connections to downtown, local and regional rail and the Muni bus system.

The Central Subway Project will contribute to San Francisco’s economic competitiveness and help secure the city’s status of a regional, national and global hub. It will provide a pollution-free transit option that will reduce the environmental impact of transportation in the city, save natural resources, reduce traffic congestion and improve public transit for thousands of San Franciscans.

## Funding Overview

The Central Subway Project is funded by the federal government, the State of California, the Metropolitan Transportation Commission, the San Francisco County Transportation Authority (SFCTA) and the City and County of San Francisco.

The majority of funding for the Central Subway Project is expected to be provided by the Federal Transit Administration’s (FTA) New Starts program, with a total commitment over the life of the project of \$942.2 million. To date, \$41 million in Department of Transportation Congestion Mitigation and Air Quality Improvement Program funds have been committed and expended.

With the addition in the December 2013 MPR of work to relocate the retrieval site for two tunnel boring machines (TBMs), the SFMTA’s baseline budget for the Central Subway Project is \$1.588 billion. In total, about half of the Third Street Light Rail Transit Project’s funding is from federal sources, with the remaining half from state and local sources. This is in line with the expectations of the FTA for New Starts-financed programs.

The table below summarizes the local, state and federal fund sources for both phases of the T Third Line including with the addition of the retrieval shaft to the Phase 2 totals.

	T Third (Phase 1)	Central Subway (Phase 2 + Retrieval Shaft Relocation)	Total (Phase 1 + Phase 2 + Retrieval Shaft Relocation)	Percentage of Total
Federal	\$123.380	\$983.225	\$1,106.605	49.5%
State	\$160.700	\$471.100	\$631.800	28.2%
Local	\$364.380	\$133.675	\$498.055	22.3%
<b>Total</b>	<b>\$648.460</b>	<b>\$1,588.000</b>	<b>\$2,236.460</b>	<b>100.0%</b>

*All amounts in millions of dollars*

The six charts that follow summarize use of fund sources by phase and with the addition of the retrieval shaft relocation additional budget and funding:

- Phase 1 + Phase 2 of the T Third Line federal, state and local funding percentages previous to the addition of the retrieval shaft relocation budget and funding in December 2013.

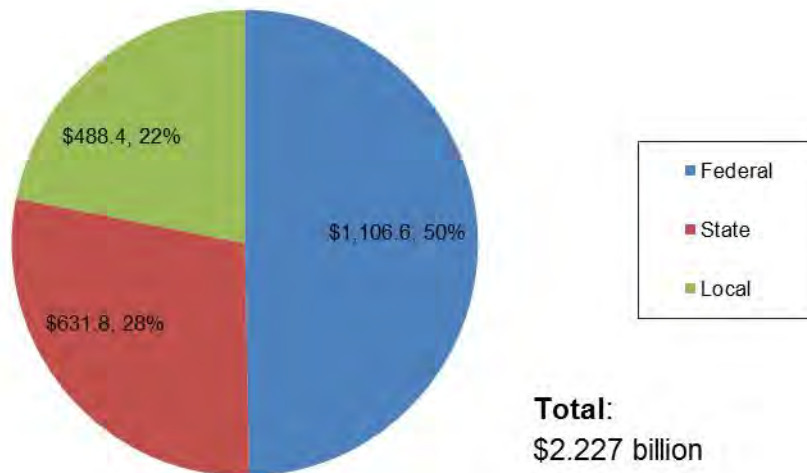


## Funding Overview - continued

- Phase 2 Central Subway Project only total funding source percentages previous to the addition of the retrieval shaft relocation budget and funding.
- Phase 2 Central Subway Project only detail of the six State and Local funding sources previous to the addition of the retrieval shaft relocation.
- The next three charts that follow are the above three data sets above with the retrieval shaft relocation budget and funding added to the overall presentation.

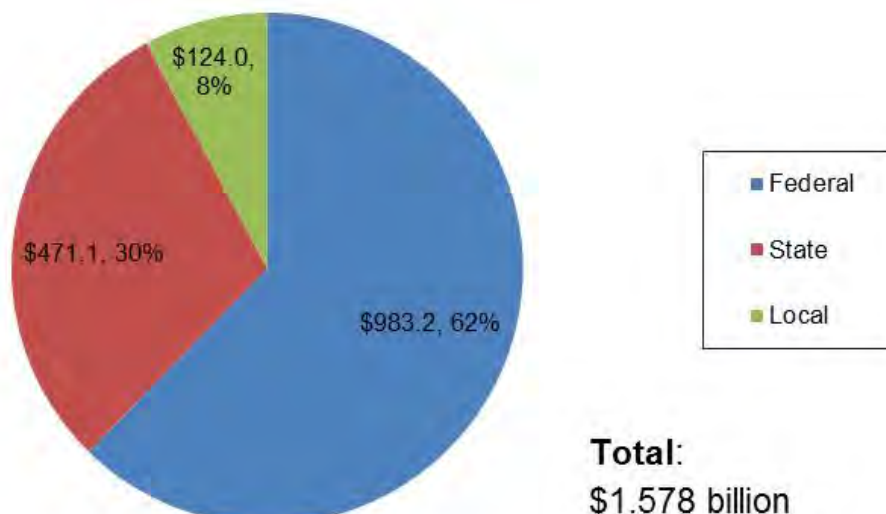
### Third Street Light Rail Transit Project Funding

Phase 1 + Phase 2  
(\$ in millions)



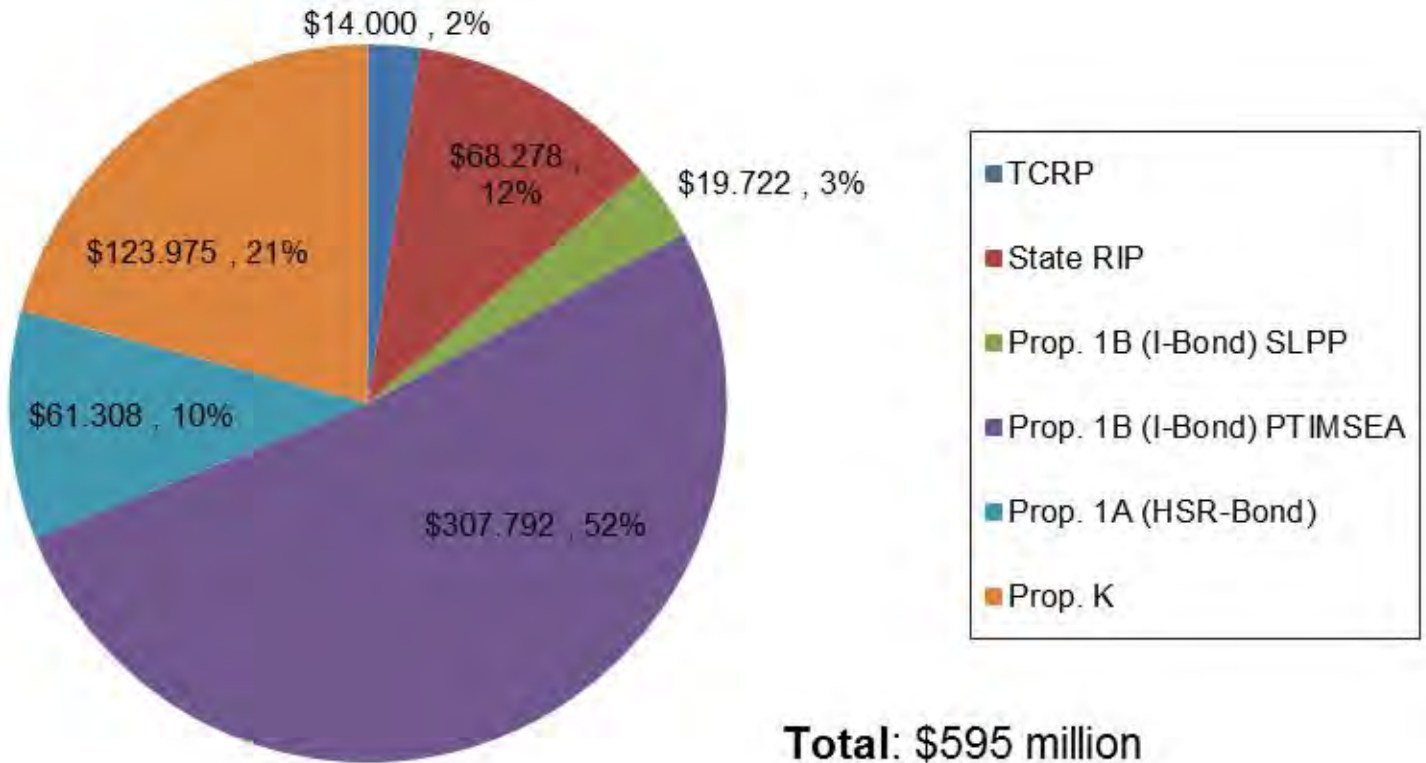
### Central Subway Project Funding

Phase 2  
(\$ in millions)



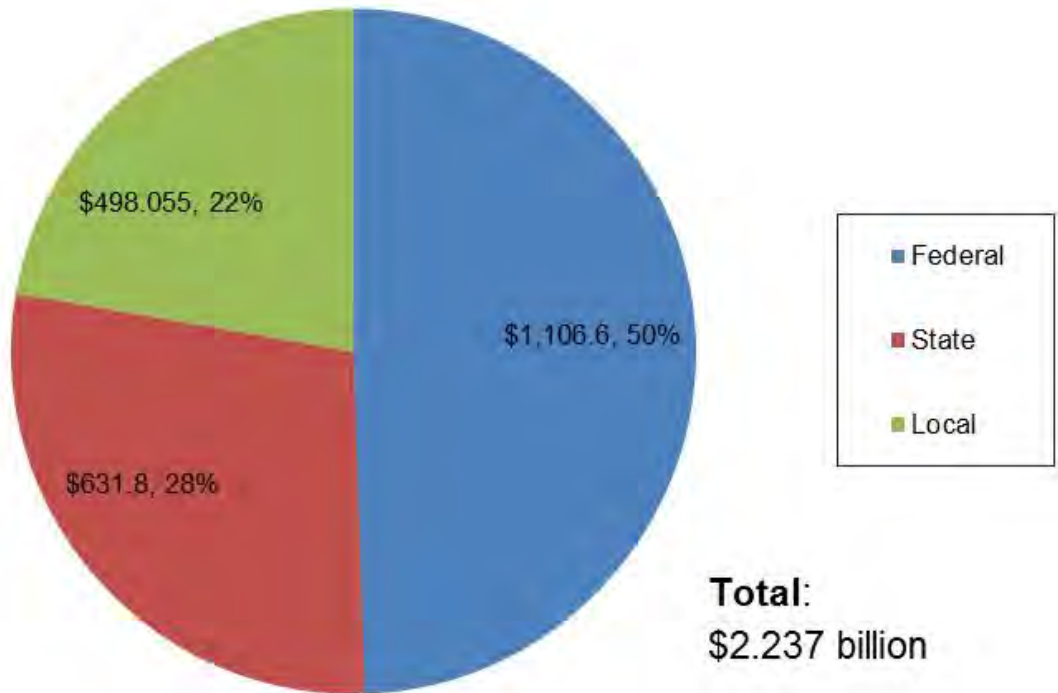
# State and Local Funding

Phase 2  
(\$ in millions)



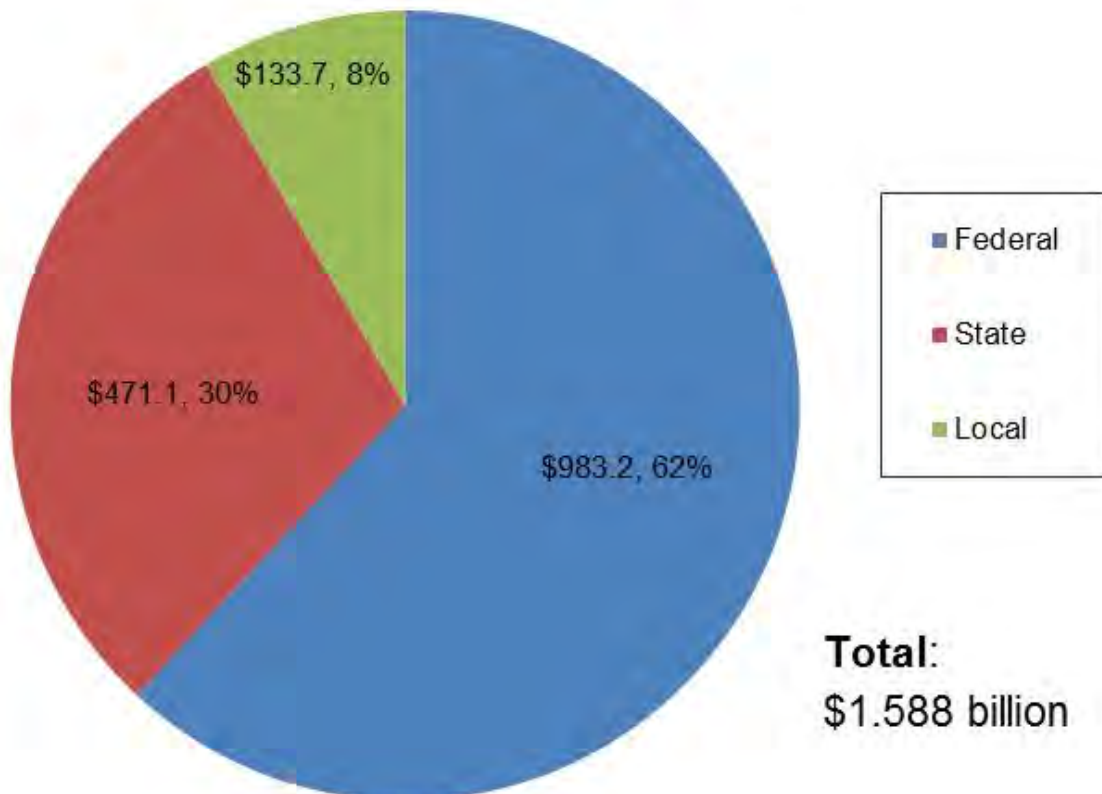
## Third Street Light Rail Transit Project Funding

Phase 1 + Phase 2 + Retrieval Shaft Relocation  
(\$ in millions)

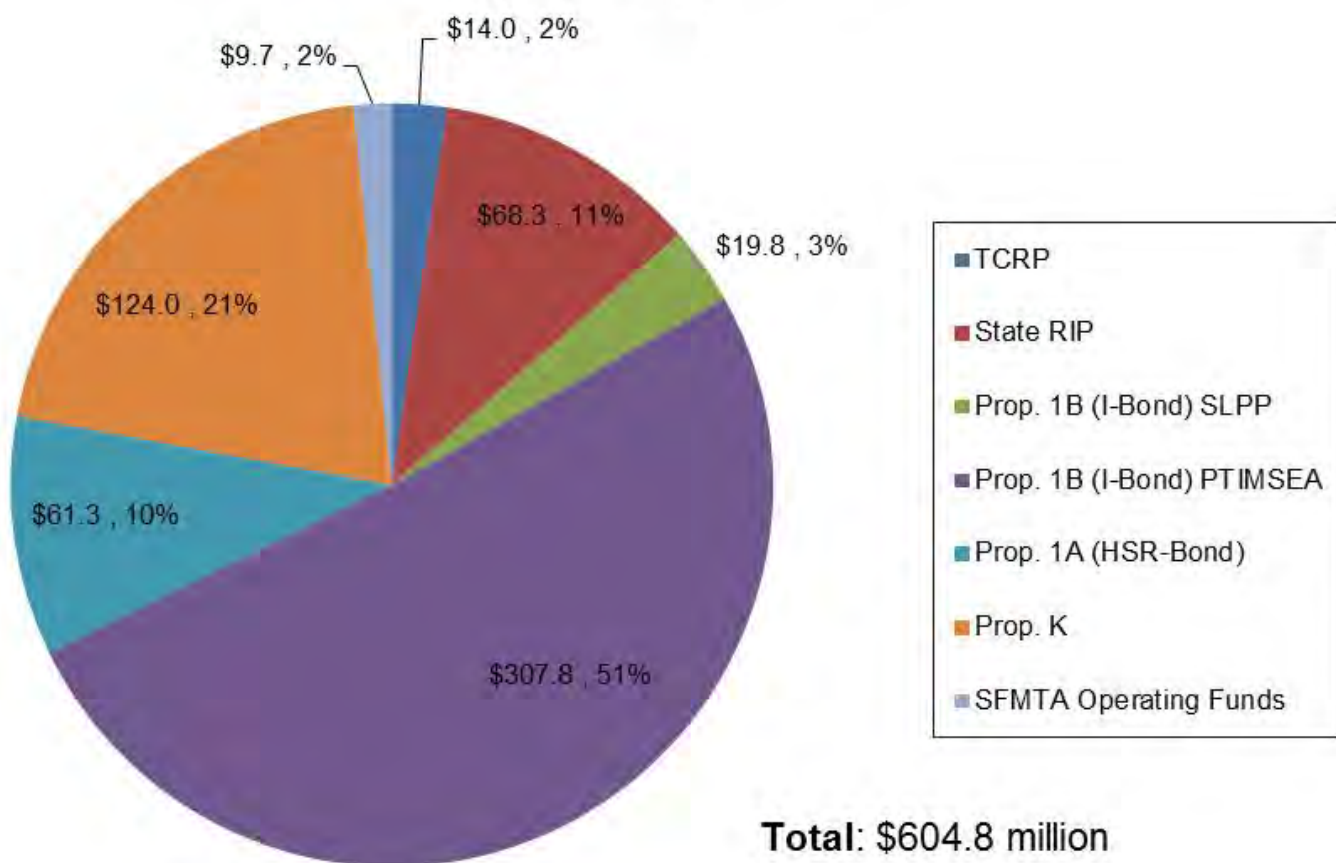


## Central Subway Project Funding

Phase 2 + Retrieval Shaft Relocation  
(\$ in millions)



## State and Local Funding Phase 2 + Retrieval Shaft Relocation (\$ in millions)





*Appendix D*

**COMPLETED CONTRACTS**

# Moscone Station and Portal Utility Relocation

**Contract 1250**

Contractor: Synergy Project Management, Inc.

## Budget/Expenditures

Category	Amount
Original Budget	\$11,227,316
Expenditures Final	\$11,968,150
Utility Reimbursements	(\$2,275,419)
Final Program Cost	\$9,692,731
<b>Budget Impact (Underrun)</b>	<b>(\$1,534,585)</b>

## Contract Details

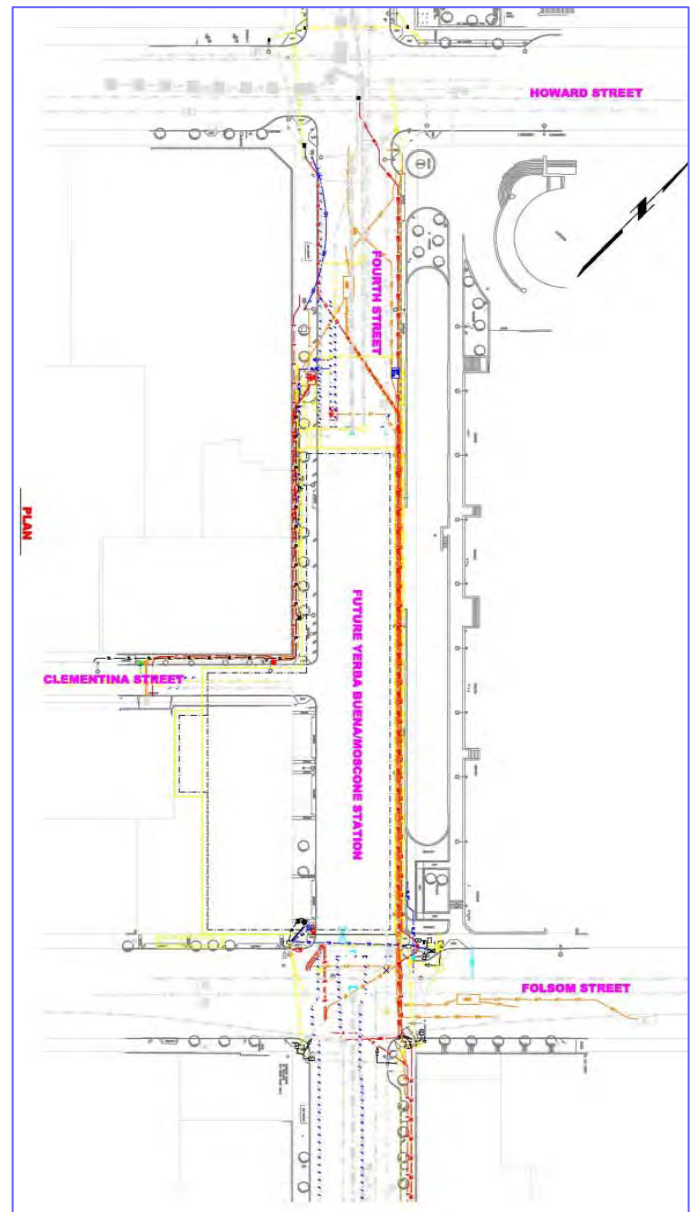
<b>Contract Awarded:</b>	November 17, 2009
<b>Notice to Proceed:</b>	January 4, 2010
<b>Substantial Completion:</b>	June 23, 2011
<b>Contract Award Value:</b>	\$ 9,273,939
<b>Modifications Final :</b>	\$ 2,694,211
<b>Final Contract Value:</b>	\$11,968,150

## Status

- Work complete
- Project closeout administration and documentation
- Final Completion Date: June 23, 2011

## Description

This project relocates utilities within the footprint of the proposed Yerba Buena/Moscone Station and the 4th Street Portal where the tunnel boring machines will descend underground. Also included is installation of building protections and monitoring of buildings adjacent to utility trenches.



# Union Square/Market Street Station Utility Relocation

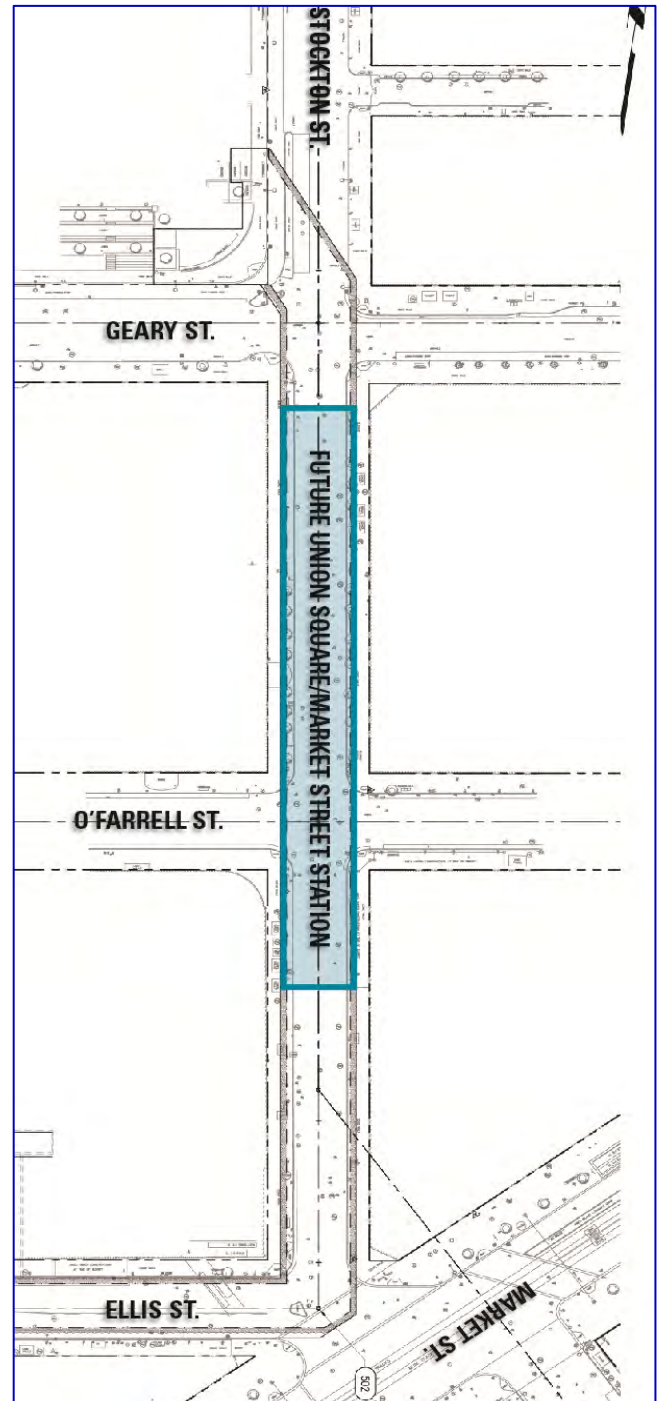
**Contract 1251**

Contractor: Synergy Project Management, Inc.

Budget/Expenditures	
Category	Amount
Original Budget	\$22,199,847
Expenditures Final	\$20,699,081
Utility Reimbursements	(7,413,510)
Final Program Costs	\$13,176,169
<b>Budget Impact (Underrun)</b>	<b>(\$9,023,678)</b>

## Description

This project relocates utilities for the Union Square/Market Street Station and temporarily reroutes existing trolley coach lines around the construction.



Contract Details	
Contract Awarded:	December 7, 2010
Notice to Proceed:	January 12, 2011
Substantial Completion:	August 16, 2012
Contract Award Value:	\$16,832,550
Modifications Final:	\$3,836,531
Final Contract Value:	\$20,669,081

## Status

- Final completion on October 15, 2012
- Completed punch list work
- Project Final Acceptance on November 15, 2013
- Completed final construction contract administrative closeout in June 2017

# Central Subway Pagoda Palace Demolition

Contract 1277 Contractor: MH Construction

## Work Description

Demolish and clear the former Pagoda Theater for use the site to recover the tunnel boring machines when tunnels are completed in 2015. Locate and supply contractor facilities and installations. Obtain permits and approvals and coordinate work with City agencies and utility companies. Furnish and install signs and distribute notices to the local community prior to commencing with construction, cleanup and remove of debris from the site.

- Contract funded by SFMTA Operating funds
- Work was substantially completed September 24, 2013
- Completed administrative closeout in June 2016

Budget/Expenditures	
Category	Amount
Current Budget	\$648,976
Expenditures to Date	\$648,976

Contract Details	
Contract Awarded:	June 12, 2013
Notice to Proceed:	July 15, 2013
Substantial Completion:	Sept. 24, 2013
Contract Award Value:	\$498,995
Modifications to Date:	\$149,981
Current Contract Value:	\$648,976





# Central Subway Tunneling

Contract 1252 Contractor: Barnard Impregilo Healy Joint Venture

## Description of Work

1.5-mile twin bore tunnels from Hwy I-80 to North Beach using two tunnel boring machines (TBMs). Contractor procurement and installation of the TBMs; construction of the TBM launch box and retrieval shaft excavation support; Yerba Buena/Moscone Station and Union Square/Market Street Station end walls; tunnel excavation and installation of precast segmental lining, the 4th Street portal transition to the surface and cross passages. Throughout, settlement monitoring and protection of existing utilities, buildings and BART tunnels.

## Status

- Final Completion Date: May 15, 2015
- Administrative closeout in progress

Budget/Expenditures	
Category	Amount
Current Budget	\$235,913,500
Other Project Budget	\$5,150,000
Other Offset Credits	\$1,291,078
<b>Expenditures to Date</b>	<b>\$234,881,397</b>

Contract Details	
<b>Contract Awarded:</b>	<b>June 28, 2011</b>
<b>Notice to Proceed 1:</b>	<b>January 27, 2012</b>
<b>Notice to Proceed 2:</b>	<b>March 14, 2012</b>
<b>Partial NTP 3:</b>	<b>April 12, 2012</b>
<b>Notice to Proceed 3:</b>	<b>October 15, 2012</b>
<b>Substantial Completion:</b>	<b>April 13, 2015</b>
<b>Contract Award Value:</b>	<b>\$233,584,015</b>
<b>Modifications to Date:</b>	<b>\$8,270,765</b>
<b>Current Contract Value:</b>	<b>\$241,854,780</b>



## *Appendix E*

### **SBE PARTICIPATION**

Quarterly Report

Current Report: October 2017 – December 2017

**PROGRAM SUPPORT CONTRACTS – SBE PARTICIPATION**

Appendix E presents the Central Subway Program Small Business Enterprise or SBE goals and the actual SBE participation achieved to date – as of December 31, 2017.<sup>1</sup>

**CS Program SBE Summary Table for Professional Services and Construction Contracts**

The summary compares the dollar value of the Base Contracts, the SBE Contract Goals, the percent and dollar value expended to date and the SBE actual participation to date.

**Appendix E - Monthly Progress Report - Reported Quarterly in 2017**  
**CS Program SBE Summary Table for Professional Services and Construction Contracts**

Contract No.	Contractor	Services/Segment	A	B	C	D	E	F	G	
			Contract Amount	SFMTA SBE Contract Goal	Contract Expenditure to Date (Est.)	SBE Actual to Date	SBE Contract \$s = A * B	SBE Amount to Date = C * D	Contractor's SBE Goal (in Bid)	
<b>A Project Professional Services Contracts</b>			millions		millions		millions	millions		
1	149	CS Partnership	Project Management	\$85.14	30%	\$65.68	32.6%	\$25.54	\$21.41	31.4%
2	156	Hill International	Project Controls Task 1	\$17.11	26%	\$9.87	29.3%	\$4.45	\$2.89	26.0%
3	155-1	PB Telemon	Tunnels Design	\$7.94	30%	\$7.90	30.2%	\$2.38	\$2.39	31.6%
4	155-2	CS Design Group	Stations Design	\$37.05	30%	\$40.25	31.6%	\$11.12	\$12.72	36.4%
5	155-3	HNTB, Inc.- B&C	Systems, Track & Surface Station Design	\$17.23	30%	\$14.74	26.2%	\$5.17	\$3.86	30.0%
<b>Subtotal Professional Services</b>				<b>\$164.48</b>		<b>\$138.45</b>		<b>\$48.66</b>	<b>\$43.27</b>	
<b>B Project Construction Contracts</b>			millions		millions		millions	millions		
1	1250	Synergy Inc	Utility Relocation 1	\$11.97	20%	\$11.97	97.2%	\$2.39	\$11.63	96.4%
2	1251	Synergy Inc	Utility Relocation 2	\$20.79	20%	\$20.79	87.4%	\$4.16	\$18.18	94.9%
3	1252	BIH	Tunnels and Portal - in Construction	\$241.29	6%	\$23.59	5.8%	\$14.48	\$13.51	6.1%
4	1277	MH Construction	Pagoda Demolition	\$0.65	100%	\$0.65	100.0%	\$0.65	\$0.65	100.0%
5	1300	Tutor-Perini	Stations/Track/Systems - in Construction	847.40	20%	\$572.08	21.3%	\$169.48	\$121.59	25.5%
<b>Subtotal Construction Contracts</b>				<b>\$1,122.11</b>		<b>\$839.08</b>		<b>\$191.16</b>	<b>\$165.55</b>	
Contract	Contractor	Services/Segment	Base Contract	SFMTA Goal	Expenditures	SBE Actual	= A * B	= C * D	Bid Goal	
			A	B	C	D	E	F	G	

**SBE Summary Table Notes and Sources:**

- a) Column A is the base contract amount awarded. Column B is the Agency SBE goal percent for each contract awarded.

The SFMTA SBE Contract Goals are also on the Central Subway web site under the listing of on-going contracts – see **“Closed and Awarded Contracts”** at this link: <http://centralsubwaysf.com/content/closed-and-awarded-contracts>

- b) Column C shows each contract’s current amount expended to date (estimated) including accruals. Column D is the actual SBE percent level of each contract based on payments to date. Column E is the expected SBE dollar amount when the contract amount is completed and the SFMTA SBE goal achieved using this calculation: Columns A \* B = Column E, the SBE Expected \$ Amount. Column F is the actual SBE dollar amount out of the total contract expenditure to date:

<sup>1</sup> An SBE is a for-profit, small business concern with a three (3) year average gross revenue not exceeding \$14 million or \$12 million, depending on the scope of work to be performed, that is certified under any of the following programs: the State of California’s Small Business Program with the Department of General Services (“State Program”), the City and County of San Francisco’s LBE Program (“City Program”), or the California Unified Certification Program (“Federal DBE program”).

Columns C \* D = Column F, the SBE Expended \$ Amount.

The source of the SBE Actual percent to date and dollar amounts are Progress Payment Applications and Contractor's monthly submittals that may include the current estimated accruals. The BIH SBE percent is from the contractor's progress payment #40, Form 6.

- c) Column G, the Contractor's SBE Goal in the submitted bid, is background information that is not calculated in the table. The table source of the Contractor's SBE Goals is from the SFMTA Contract Compliance Office. A Contractor's SBE goal in the bid is one source used by SFMTA Contract Compliance to assess and propose the Agency's SBE goal for a contract.
- d) The three construction contracts shown in **bold type, 1250, 1251 and 1277**, with gray background, are completed contracts. Little to no changes will be shown in future reports.
- e) The SBE Hill International Actual to Date SBE participation is 29.3% for the overall SFMTA contract. The Hill International data is for the Central Subway Task 1 portion of the Hill International contract to provide SFMTA Project Controls services and systems.
- f) The SBE SFMTA goal for Contract 1300 Tutor-Perini is 20% SBE with a provision of 50% for trucking.

The 1300 Tutor-Perini SBE percent Actual is based on the SBE data provided in Progress Payment #48, December 2017, SFMTA SBE FORM No. 6.

- g) The SBE SFMTA goal for Contract 1277 MH Construction was based on an SBE set-aside.

### **SBE Participation Details**

The two tables that follow present the Central Subway's professional services and construction contract amounts, expenditures and SBE levels with additional details.



## Active Professional Services Contracts - SBE Participation Details

As of: 12/31/2017

<b>Contract:</b>	<b>Project Management and Construction management</b>	
<b>Contract No.</b>	<b>CS-149 Central Subway Partnership*</b>	
<b>Status:</b>	On-going	
	Base Contract Value	\$85,139,092
	Approved Change Orders	-0-
	Current Contract Value	\$85,139,092
	Expended to Date (est.)	\$65,684,199
	% Expended	77.1%
	SBE SFMTA Goal	30.0%
	SBE Participation	32.6%

<b>Contract:</b>	<b>Project Controls Cost and Schedule Support</b>	
<b>Contract No.</b>	<b>CS 156 Hill International Task 1*</b>	
<b>Status:</b>	On-going	
	Base Contract Value	\$17,112,873
	Approved Change Orders	-0-
	Current Contract Value	\$17,112,873
	Expended to Date (est.)	\$9,874,151
	% Expended	57.7%
	SBE SFMTA Goal	26.0%
	SBE Participation	29.3%

<b>Contract:</b>	<b>Design Package 1 for CNs 1250, 1251 and 1252 Tunnels</b>	
<b>Contract No.</b>	<b>CS-155-1 PB / Telemon*</b>	
<b>Status:</b>	Design is completed. Construction support ongoing	
	Base Contract Value	\$5,795,000
	Approved Change Orders (7)	\$2,145,159
	Current Contract Value	\$7,940,159
	Expended to Date (est.)	\$7,904,713
	% Expended	99.6%
	SBE SFMTA Goal	30.0%
	SBE Participation	30.2%

<b>Contract:</b>	<b>Design Package 2 for 1253 UMS, 1254 CTS, 1255 YBM Stations.</b>	
<b>Contract No.</b>	<b>CS-155-2 Central Subway Design Group*</b>	
<b>Status:</b>	Design is completed. Construction support ongoing	
	Base Contract Value	\$39,949,948
	Approved Change Orders (1)	\$1,626,722
	Current Contract Value	\$41,576,670
	Expended to Date (est.)	\$40,248,246
	% Expended	96.8%
	SBE SFMTA Goal	30.0%
	SBE Participation	31.6%

<b>Contract:</b>	<b>DP 3 Systems, Track work, Surface station.</b>	
<b>Contract No.</b>	<b>CS-155-3 HNTB-B&amp;C*</b>	
<b>Status:</b>	Design is completed. Construction support ongoing	
	Base Contract Value	\$16,864,250
	Approved Change Orders (5)	\$368,002
	Current Contract Value	\$17,232,252
	Expended to Date (est.)	\$14,739,986
	% Expended	85.5%
	SBE SFMTA Goal	30.0%
	SBE Participation	26.2%

\* denote accrual

### Active and Completed Construction Contracts - SBE Participation Details

Data as of: 12/31/2017

<b>Contract:</b>	<b>Synergy Inc Utility Relocation 1 YBM &amp; Launch Box</b>	
<b>Contract No.</b>	<b>1250</b>	
<b>Status:</b>	<b>Contract is completed and closed out</b>	
	Base Contract Value	\$9,273,939
	Approved Change Orders	\$2,694,211
	Final Contract Value	\$11,968,150
	% Expended	100%
	SBE SFMTA Goal	20%
	SBE Participation To Date	97.2%
<b>Contract:</b>	<b>Synergy Inc Utility Relocation 2 UMS</b>	
<b>Contract No.</b>	<b>1251</b>	
<b>Status:</b>	<b>Contract is completed and closed out</b>	
	Base Contract Value	\$16,832,550
	Approved Change Orders	3,836,531
	Final Contract Value	\$20,699,081
	% Expended	100%
	SBE SFMTA Goal	20.0%
	SBE Participation To Date	87.4%
<b>Contract:</b>	<b>Pagoda Palace Demolition / MH Construction</b>	
<b>Contract No.</b>	<b>1277</b>	
<b>Status:</b>	<b>Contract is completed and closed out</b>	
	Base Contract Value	\$498,995
	Approved Change Orders	\$149,981
	Current Contract Value	\$648,976
	Expended to Date (est.)	\$648,976
	% Expended	100.00%
	SBE SFMTA Goal	100.0%
	SBE Participation To Date	100.0%
<b>Contract:</b>	<b>Tunnels Barnard/Impregilo/Haley</b>	
<b>Contract No.</b>	<b>1252</b>	
<b>Status:</b>	<b>Construction is underway and ongoing</b>	
	Base Contract Value	\$233,584,015
	Approved Change Orders	\$8,255,506
	Current Contract Value	\$241,839,521
	Expended to Date (est.)	\$233,589,322
	% Expended	96.6%
	SBE SFMTA Goal	6.0%
	SBE Participation To Date	5.8%
<b>Contract:</b>	<b>Stations and Systems / Tutor Perini</b>	
<b>Contract No.</b>	<b>1300</b>	
<b>Status:</b>	<b>Construction is underway and ongoing</b>	
	Base Contract Value	\$839,676,400
	Approved Change Orders	\$8,121,714
	Current Contract Value	\$847,798,114
	Expended to Date (est.)	\$572,077,488
	% Expended	67.5%
	SBE SFMTA Goal	20.0%
	SBE Participation To Date	21.3%

Photos on the next page:

In December 2017, we saw the return of Winter Walk, a one of kind holiday pop-up plaza in the heart of Union Square. Winter Walk's pedestrian plaza was set up on Stockton Street between Geary and Ellis Streets for five weeks, from November 25<sup>th</sup> to December 31st. Working in collaboration with the SFMTA and in partnership with Off the Grid, two open air cocktail gardens, food trucks, live performances, carolers, and other wintery surprises were in store for shoppers as they were met with delectable culinary delights and holiday themed entertainment.

# central subway

Central Subway Project Office  
530 Bush Street, Suite 400  
San Francisco, CA 94108  
Email: [central.subway@sfmta.com](mailto:central.subway@sfmta.com)



[www.centralsubwaysf.com](http://www.centralsubwaysf.com)



[www.twitter.com/central\\_subway](http://www.twitter.com/central_subway)



[www.facebook.com/centralsubway](http://www.facebook.com/centralsubway)



[www.centralsubwayblog.com](http://www.centralsubwayblog.com)



[www.youtube.com/municentralsubwaysf](http://www.youtube.com/municentralsubwaysf)



[www.flickr.com/municentralsubway](http://www.flickr.com/municentralsubway)

This document is published by the SFMTA and the City and County of San Francisco as a service to individuals and agencies interested in the Central Subway Project. Funding for the Central Subway is made possible through funds provided by the Federal Transit Administration, the State of California, the Metropolitan Transportation Commission and the San Francisco County Transportation Authority.



**SFMTA**  
Municipal  
Transportation  
Agency

