

THIS PRINT COVERS CALENDAR ITEM NO. : 13

**SAN FRANCISCO
MUNICIPAL TRANSPORTATION AGENCY**

DIVISION: Finance & Information Technology

BRIEF DESCRIPTION:

Second presentation and discussion of the FY 2015 and FY 2016 Operating Budget including possible modifications to various fares, fees, fines, rates and charges; possible new revenue sources and new expenditures; and revenue and expenditure reductions; discussion of the FY 2015 and FY 2016 Capital Budget including anticipated capital programs and projects.

SUMMARY:

- Charter Section 8A.106 provides that the SFMTA must submit a two-year budget by May 1 to the Mayor and Board of Supervisors of each even-numbered year.
- On February 4, 2014 the SFMTA Board of Directors reviewed:
 - The Projected Operating Baseline Budget for FY 2015 and FY 2016 and additional revenue and expenditure options.
 - The Projected Capital Baseline Budget for FY 2015 and FY 2016
- A first public hearing was held on February 18, 2014, and included possible changes to proposed fares, fees, fines, rates and charges, and transit service and capital projects.
- Changes to fares, fees, fine, rates and charges, are included in the Baseline Operating Budget for FY 2015 and FY 2016.
- Pursuant to the Charter section 16.112, advertisements were placed in the City's official newspaper for a five-day period beginning on February 21, 2014 providing notice that the Board of Directors will hold a public hearing on March 4, 2014
- Two Budget town hall meetings are scheduled for February 27, 2014 and March 8, 2014.

ENCLOSURES:

1. Appendix A, Possible new revenue sources and new expenditures and revenue and expenditure reductions
2. Exhibits 1-5, Indexed Fares and Cost Recovery Fees included in FY 2015 and FY 2016 Baseline Budget
3. Exhibit 6, Off-Street Parking Rates and Fees
4. Exhibit 7, Capital Program and Projects Proposed for FY 2015 and FY 2016

APPROVALS:

DATE

DIRECTOR _____ 2/25/14

SECRETARY Roberta Boomer _____ 2/25/14

ASSIGNED SFMTAB CALENDAR DATE: March 4, 2014

PURPOSE

Second presentation and discussion of the FY 2015 and FY 2016 Operating Budget including possible modifications to various fares, fees, fines, rates and charges; possible new revenue sources and new expenditures; and revenue and expenditure reductions; discussion of the FY 2015 and FY 2016 Capital Budget including possible capital programs and projects.

GOAL

This item supports all of the Strategic Plan Goals.

- Create a safer transportation experience for everyone
- Make transit, walking, bicycling, taxi, ridesharing and carsharing the most attractive and preferred means of travel
- Improve the environment and quality of life in San Francisco
- Create a workplace that delivers outstanding service

DESCRIPTION

The SFMTA is preparing a two-year Budget for FY 2015 and FY 2016 for submittal by May 1, 2014 to the Mayor and Board of Supervisors as required by Charter section 8A.106.

Operating Budget

On February 4, 2014, the SFMTA Board of Directors reviewed the Operating Baseline Budget for FY 2015 and FY 2016 that included a \$22.2 million surplus for FY 2015 and a \$15.0 million surplus for FY 2016 based on projections as of early February 2014. The Operating Baseline Budget for FY 2015 and FY 2016 are summarized below.

REVENUES (\$ million)

Revenue Category	FY 2015 Baseline Budget	FY 2016 Baseline Budget
Transit Fares	211.1	216.7
Operating Grants	123.7	128.2
Parking and Traffic Fees & Fines	290.3	295.0
Other (Advertising, Interest, Inter-departmental Recovery, Taxi)	42.7	43.8
General Fund Transfer	243.7	253.9
Capital Projects	16.1	15.4
Use of Reserves	10.0	5.0
TOTAL	\$937.6	\$958.0

EXPENDITURES (\$ million)

Expenditure Category	FY 2015 Baseline Budget	FY 2016 Baseline Budget
Salaries & Benefits	566.2	583.6
Contracts and Other Services	110.8	118.1
Materials & Supplies	74.1	76.2
Equipment & Maintenance	10.4	11.2
Rent & Building	5.8	6.3
Insurance, Claims & Payments to Other Agencies	66.8	63.7
Work Orders	65.2	68.5
Transfer to Capital Projects	16.1	15.4
TOTAL	\$915.4	\$943.0

The Baseline Operating Budget includes the following:

- Implementation of the SFMTA Board's approved Automatic Indexing Policy and Cost Recovery calculations for various fares, fees, fines, rates and charges subject to the California Vehicle Code
- Current estimates from the Controller's Office on the General Fund Baseline transfers
- Current estimates from MTC on the state and regional operating grants
- Continuation of Sunday parking enforcement
- \$2 m reduction each year in legal claims and judgments based on prior years' experience
- \$2 m reduction each year in worker's comp claims based on safety efforts
- \$10 m reduction each year in reserve funding now available as the SFMTA Board's adopted reserve policy has been met
- \$13.8 m increase in non-discretionary labor costs: temporary salaries, premium pay, holiday pay, annualization of previous approved position refunds/transfers/substitutions,
- \$20.0 m in known increases in newly approved contracts and existing contract CPI adjustments (garage management fees and parking tax; BART contract; JPB payment; system maintenance; parking meter replacement management fees; taxi services and software licensing)
- \$18.5 m each year in fringe increases
- \$16.1 m addition in capital projects for FY 15 and \$15.4 m for FY 16 (offset against non-operating revenues)
- 5% increase in work orders (labor increases for City departments)

The Baseline Operating Budget does not include the following (see Appendix A for further detail):

- Continuation of Free Transit Fares for Low and Moderate Income Youth ages 5-17
- Any changes to fares beyond the indexing amounts outlined in Exhibit 1
- Additional costs arising from new collective bargaining agreements to commence July 1, 2014
- Structural Deficit fixes to address long standing under budgeted areas such as overtime, appropriate attrition assumptions, special events service delivery and equipment needs.
- Work order reductions
- Transit Service Increases
- New Program Requests from Divisions to support Strategic Plan work efforts

- Use of Additional Reserve which may be available beyond the Board Approved Reserve Policy which requires a reserve of 10% of the operating budget
- New expenditures requested by divisions to meet the Strategic Plan Goals as outlined below in Appendix A
- Work order reductions including the remaining amounts funded in FY 2014 for the Traffic Division
- Reduction in Non-Personnel Services and Materials and Supplies budgeted in FY 2014 but unused
- Possible new revenue sources and new expenditures and revenue and expenditure reductions are listed in Appendix A

Capital Budget

The two year proposed capital budget is summarized in the Table 1 below.

TABLE 1
Proposed Capital Budget for FY 2015 and FY 2016 by Program

CAPITAL PROGRAM (\$ millions)	Projected Balance Remaining at end of FY 2014	Proposed FY 2015	Proposed FY 2016	Total
Central Subway	-	191.6	191.6	383.2
Security	0.1	3.0	10.1	13.2
Safety	6.5	6.6	1.3	14.4
Bicycle	4.9	17.8	16.9	39.6
Pedestrian	6.0	11.8	22.0	39.8
Transit Optimization/Expansion	13.7	24.1	195.8	233.6
Traffic/Signals	10.5	16.6	9.8	36.9
Transit Fixed Guideway	90.3	22.7	20.0	133
Fleet	22.5	302.0	202.7	527.2
Facility	6.0	11.0	70.0	87
Traffic Calming	9.0	23.7	6.4	39.1
Parking	6.0	29.0	-	35
School	2.1	1.2	0.3	3.6
Taxi	0.5	1.2	0.7	2.4
Accessibility	0.8	0.1	1.2	2.1
Communications/IT Infrastructure	9.9	14.3	0.4	24.6
Total	188.9	676.6	749.1	1,614.7

The above figures assume the voters approve three measures anticipated to be included on the November 2014 San Francisco ballot: 1) a General Obligation Bond of up to \$410 million to support transportation infrastructure projects; 2) a Charter Amendment providing an additional General Fund allocation to the SFMTA of up to \$125 million; and 3) a new local assessment on the Vehicle License Fee. Exhibit 6 includes a list of possible projects to be funded within each of the programs in Table 1 above.

Published Notice

Pursuant to Charter Section 16.112, advertisements were placed in the City's official newspaper to provide notice that the Board of Directors will hold a second public hearing on March 4, 2014, to consider possible changes to fares, fees, fines, rates and charges as well as capital projects proposed to be included in the two year budget. The advertisement ran in the San Francisco Chronicle for a five-day period beginning on February 24, 2012.

ALTERNATIVES CONSIDERED

The SFMTA Board considered various options at the February 4, 2014 Workshop including those summarized in Exhibits 1-4 which are part of the FY 2015 and FY 2016 Baseline Budget. Appendix A summarizes additional possible revenue options to balance the Operating Budget for FY 2015 and FY 2016. The SFMTA Board heard public comments at the February 18, 2014 Board meeting on the various options.

OTHER APPROVALS RECEIVED OR STILL REQUIRED

The SFMTA Board must approve a balanced Budget for FY 2015 and FY2016 for submittal to the Mayor and the Board of Supervisors by May 1, 2014. Before the Board can approve the budget the following are required:

- Environmental Clearance: Modifications to fees, fares, fines, rates and charges are subject to the California Environmental Quality Act (CEQA). Pursuant to the City Charter, revenue from parking related fees, rates and charges support transit service. CEQA provides a statutory exemption from environmental review for the establishment, modification, structuring, restructuring or approval of rates, tolls, and other charges if these rates, tolls, and other charges will be used to meet operating expenses, including employee wage rates and fringe benefits, or purchase or lease supplies, equipment, or materials. See California Public Resources Code section 21080(b)(8) and CEQA implementing guidelines, Title 14 of the California Code of Regulations section 15273. In addition, projects identified for possible funding in the Capital Budget may require CEQA clearance.
- Title VI Analysis: Pursuant to the federal requirements contained in the Federal Transit Administration's (FTA) Circular 4702.1A, "Title VI and Title VI-Dependent Guidelines for FTA Recipients," Chapter V Part 4, the SFMTA must conduct an equity analysis of the proposed fare changes to Municipal Railway passes, passports, stickers, and fares as described in this document. If any service changes are included in the budget, the equity analysis for those changes will be included as well. The Title VI guidelines require that the SFMTA Board approve the equity analysis.
- Certification That SFMTA Budget Is Adequate: Charter Section 8A.106(b) requires the SFMTA Board to certify that the budget is adequate in all respects to make substantial progress towards meeting the performance standards established pursuant to Section 8A.103 for the fiscal years covered by the budget.
- Proposition J Certifications: Charter Section 10.104.15 allows City departments to contract for services where the Controller certifies that such services can be practically performed under private contract at a lesser cost than similar work performed by City employees and the Board of Supervisors approves.

The City Attorney has reviewed this calendar item.

FUNDING IMPACT

Input from this public hearing will assist the SFMTA Board in their deliberations of the FY 2015 and FY 2016 Operating and Capital Budget.

RECOMMENDATION

No action will be taken at this meeting. Additional Budget town hall meetings are scheduled for February 27, 2014 and March 8, 2014. Based on the Board's discussion and public comment at these two public hearings, balanced operating and capital budgets for the Board consideration and approval will be presented on April 1, 2014.

APPENDIX A

Revenue Items not Included In Baseline Operating Budget (\$ millions)

Proposal	Description	Annual FY15	Annual FY16
Use of Additional Reserve	Potential reserves available beyond the 10% set aside target established by Board	20-25	20-25
F-Line premium fare * Option 1	Establish a premium fare for single rides on the F-line. <ul style="list-style-type: none"> Adult rate \$1 and senior/disabled/youth by \$0.50 above FY 2015 fare level and subject to indexing formula in subsequent years. 	(0.25) See note below	1.3
F-Line premium fare Option 2	Increase to equal Cable Car Fare (Currently \$6)	4.9	4.9
Premium fare for peak period express/limited service *	Establish a premium adult single ride rate for peak period express/limited service. Adult rate \$1 and senior/ disabled /youth by \$.50 above FY 2015 fare level and subject to indexing formula in subsequent years.	(0.25) See note below	0.1
Premium monthly pass for peak period express service *	Require use of premium "A" BART+Muni pass on peak period express service - eliminate monthly Muni-only "M" pass acceptance. "M" pass holders would be required to pay full cash for peak service.	(0.25) See note below	1.4
Youth/Senior Fare	Increase to 50% of adult fare (currently at 35%)	2.3	2.5
Increase Visitor Passport fares: 1-Day -Option 1	Increase by \$1 from FY2015 Indexed Fares	0.3	0.3
Increase Visitor Passport fares: 1-Day -Option 2	Increase by \$5 from FY2015 Indexed fare rates.	1.6	1.6
Increase Visitor Passport fares: 3-Day -Option 1	Increase by \$1 from FY2015 Indexed Fares	0.2	0.2
Increase Visitor Passport fares: 3-Day -Option 2	Increase by \$5 from FY2015 Indexed fare rates.	1.1	1.1

Proposal	Description	Annual FY15	Annual FY16
Increase Visitor Passport fares: 7-Day –Option 1	Increase by \$1 from FY2015 Indexed Fares	0.1	0.1
Increase Visitor Passport fares: 7-Day-Option 2	Increase by \$5 from FY2015 Indexed fare rates.	0.4	0.4
Monthly “A” pass increase (BART pass-through)	Increase “A” pass \$2 above indexed price (covers 5.5% BART pass-through increase per trip).	0.7	0.7
Special Event add-on fare	Eliminate \$1 add-on fare discount for Clipper monthly pass holders for Bay to Breakers service. Less than 1% of fares for this event are add-ons. Elimination reduces the complexity of Clipper system and streamlines customer communication.	Less than 0.1	Less than 1.0
Eliminate in-person Customer Service Center fee	Eliminate \$3.00 processing fee for citation payments, Residential parking Permit renewals, parking card and non-clipper fare media purchases at SFMTA Customer Service Center (retain Project 20 enrollment fee)-offsets existing labor costs.	(0.1)	(0.1)
Eliminate online/by phone citation payment processing fee	Eliminate \$2.50 processing fee for citation payments made online or by phone (estimate based on revenue \$2.3M less \$750K in credit card transaction cost).	(1.6)	(1.6)
Eliminate shipping and handling fees for RPP renewal processing and parking meter card online orders	Eliminate \$2.50 shipping and handling fee for RPP renewal and parking meter cards entered online- -offsets existing labor costs and postage costs.	(0.1)	(0.1)
Extend Free Muni for Youth Program – Option 1	Extend low and moderate income free Muni program for youth	(2.7)	(2.8)

Proposal	Description	Annual FY15	Annual FY16
Extend Free Muni for Youth Program - Administration Costs	Administration/Income Eligibility	(.60)	(.60)
Extend Free Muni for Youth Program – Option 2	Extend program and expand to include 18 year olds <i>(additional implementation time required if definition the 5-17 year old definition is not made for all fares)</i>	(3.6)	(3.7)
Expand Youth fare <i>Estimated 6month implementation.</i>	Extend youth fare through age 18 (does not include \$0.8M above assumed in FM4Y)	(2.0)	(2.1)
Implement Inter-agency fare discount	Implement \$0.50 adult single ride transfer discount from AC Transit, CalTrain, SamTrans and Vallejo Ferry. Eliminate CalTrain and Vallejo \$5 monthly pass discount. Creates single transfer policy for all connecting agencies.	(0.1)	(0.1)
Reduce Lifeline Pass Price – Option 1	Fare reduced by \$1 from FY2015 Indexed fare of \$34.	(0.3)	(0.3)
Reduce Lifeline Pass Price – Option 2	Fare reduced by \$5 from FY2015 Indexed fare of \$34	(1.3)	(1.3)
Clipper single ride discount	Delay indexed cash fare increase one year for single rides using Clipper (cash fares and Metro Limited use tickets increase only).	(0.6)	(0.6)
Sunday Street Parking – Revenue Impact	Reduction in revenue	(9.6)	(9.8)
Sunday Street Parking – Ongoing Cost Savings	Ongoing Cost Savings (non-labor savings)	0.3	0.3
Sunday Street Parking – Cost of Reversal	Reversal Cost (depends on timing if done prior to new meter installation or not, signage, etc.)	(0.5-1.0)	

Proposal	Description	Annual FY15	Annual FY16
Free Muni for Seniors and Disabled - 50% of Monthly Pass Holders meet Income Eligibility <i>Estimated 6-9 month implementation.</i>	Assume that 50% Monthly Pass holders meet qualification	(4.0)	(4.1)
Free Muni for Seniors and Disabled - 50% of cash paying riders meet Income Eligibility. <i>Estimated 6-9 month implementation.</i>	Assume that 50% currently paying by cash meet the qualification	(.10)	(.12)
Free Muni for Seniors and Disabled - Administration Costs <i>Estimated 6-9 month implementation.</i>	Administration/Income Eligibility	(.30)	(.31)
Free Muni for Seniors and Disabled – 67 % of Monthly Pass Holders meet Income Eligibility <i>Estimated 6-9 month implementation.</i>	Assume that 67% Monthly Pass holders meet qualification	(6.0)	(6.2)
Free Muni for Seniors and Disabled - 67 % of cash paying riders meet Income Eligibility <i>Estimated 6-9 month implementation.</i>	Assume that 67% currently paying by cash meet the qualification	(0.15)	(0.16)
Free Muni for Seniors and Disabled - Administration Costs <i>Estimated 6-9 month implementation.</i>	Administration/Income Eligibility	(.30)	(.31)

*Proposals require Clipper development of new fare type. Estimated 12-18 month implementation for each proposal and is subject to regional prioritization. Development costs likely to exceed \$250,000 each. All fare proposals subject to Title VI equity analysis prior to approval.

Expenditure Items not Included In Baseline Operating Budget (\$ millions)

Proposal	Description	Annual FY15	Annual FY16
Labor Agreements	Impact unknown until negotiations completed	TBD	TBD
Transit Service Increase	5% in FY 2015, Additional 5% in FY 2016	32.7	59.0
Bicycle, Pedestrian and Other Sustainable Streets Programs	Various program needs	8.6	10.1
Preventive Maintenance	Transit and Sustainable Streets	5.1	6.0
Transit Shops and Maintenance of Way	Support Transit service infrastructure	3.3	3.4
Transportation Management Center	Fund new Center which will be operational in FY 2015	1.3	2.0
Expansion in Outreach and Communications	Enhance efforts in communications and outreach	1.0	1.2
Technology Upgrades	To support operational efficiency	4.6	4.6
Taxi Program	Enforcement, education and training	1.6	1.7
Other Divisional needs	Safety, Training, Human Resources	6.1	8.9
Reduction in Other Lines Items	Non Personnel Services and Materials and Supplies budget in FY 2014 but unused	(\$10.0)	(\$10.0)
SFPD Work Order	Eliminate remaining amounts for Traffic Division	(\$5.7)	(\$5.7)
Other Work Order Reductions	Reduce other work orders	(\$2.0)	(\$2.0)

EXHIBIT 1
Public Transit and Paratransit Fares

Fare increases for FY 2014 will occur on August 1, 2014 and Fare Increases for FY 2016 will occur on July 1, 2015

Fare Type	FY 2014 Current Fares	FY 2015 Proposed Fares	FY 2016 Proposed Fares
Adult Cash Fare	\$2.00	\$2.25	\$2.25
Discount Cash Fare (Senior and Disabled)	\$0.75	\$1.00	\$1.00
Youth Cash Fare	\$0.75	\$1.00	\$1.00
Adult "A" Fast Pass with Ride on BART in SF	\$76.00	\$78.00	\$81.00
Adult "M" Fast Pass Muni Only	\$66.00	\$68.00	\$70.00
Disabled/Youth/Senior Monthly Pass Muni Only	\$23.00	\$24.00	\$25.00
Lifeline Monthly Pass (Low Income)	\$33.00	\$34.00	\$35.00
Cable Car Cash	\$6.00	\$6.00	\$7.00
Cable Car All-Day Pass	\$15.00	\$15.00	\$16.00
One-Day Passport	\$15.00	\$15.00	\$16.00
Three-Day Passport	\$23.00	\$24.00	\$25.00
Seven-Day Passport	\$29.00	\$30.00	\$31.00
Tokens (Pack of 10) *	\$20.00	\$22.50	\$22.50
Special Cable Car Fare for Seniors and Disabled from 9:00PM to 7:00AM	\$3.00	\$3.00	\$3.00
Interagency Sticker (excludes BART & Cable Car)	\$61.00	\$63.00	\$65.00
BART-to-Muni Transfer (each way with coupon)	1.75	\$2.00	\$2.00
Class Pass (monthly)	\$27.00	\$28.00	\$29.00
School Coupon Booklet (15 tickets) *	\$11.25	\$15.00	\$15.00
Special Event Service Adult Round-Trip	\$12.00	\$12.00	\$14.00
Special Event Service Senior/Disabled/Youth Round-Trip	\$11.00	\$11.00	\$12.00
Special Event Service Add-on fare	\$9.00	\$9.00	\$10.00

Fare increases result from implementation of SFMTA Board approved Automatic CPI Indexing Policy which is available at <http://www.sfmta.com/protected/automaticindexingplan.pdf>.

*Based on multiplying single ride fare

	FY 2014 Current Fares	FY 2015 and FY 2016 Proposed Fares
Paratransit	Van Services - \$2.00 ** Taxi Services - \$5.00 per scrip book valued at \$30	Van Services - \$2.25 ** Taxi Services - \$5.50 per scrip book valued at \$30

** Fare applies to all Paratransit Van fares. For group van a \$.25 per trip discount apply for agencies that provide their own vehicles.

EXHIBIT 2
Cost Recovery Fees

All fees in this exhibit are calculated based on a cost recovery methodology, which includes SFMTA known retroactive and prospective costs (does not include unknown labor increases), except for fees associated with automobile towing and storage which, in addition to SFMTA cost recovery fees, include the towing and storage fees charge by the SFMTA's towing contractor.

Neighborhood Parking Permit Program (including Residential, Visitor, Business and Commercial Permit Fees): The Neighborhood Parking Program was established in 1976 to provide greater parking availability for City residents and merchants by discouraging long-term parking by non-residents or commuters. Presently there are 28 residential parking permit areas in the City plus two additional permit areas that are currently under discussion. These parking permit fees are a cost recovery fee and proposed increases will offset the actual costs for enforcement and other expenses associated with the administration of the Neighborhood Parking Program.

Neighborhood Parking Permits	Current Fee	FY 2015 Proposed Effective July 1, 2014	FY 2016 Proposed Effective July 1, 2015
Resident/Business/Commercial Vehicle/School/Fire Station/Foreign Consulate/Medical & Childcare Provider (Annual)	\$109.00	\$110.00	\$111.00
Resident/Business/Commercial Vehicle/School/Fire Station/Foreign Consulate/Medical & Childcare Provider (Six months or less)	\$54.00	\$55.00	\$55.00
Farmer's Permit (Quarterly)	\$170.00	\$172.00	\$173.00
1- Day Flex Permit (1-5 per order)	\$12.00	\$12.00	\$13.00
1- Day Flex Permit (6-15 per order)	\$10.00	\$10.00	\$11.00
1- Day Flex Permit (16-20 per order)	\$8.00	\$8.00	\$9.00
Temporary/Visitor (2 weeks)	\$37.00	\$37.00	\$38.00
Temporary/Visitor (4 weeks)	\$54.00	\$55.00	\$56.00
Temporary/Visitor (6 weeks)	\$72.00	\$73.00	\$73.00
Temporary/Visitor (8 weeks)	\$93.00	\$94.00	\$95.00
Permit Transfer	\$16.00	\$17.00	\$18.00

Contractor Parking Permit Program: Parking permit available for licensed Contractors. Permit exempts holder from payment at parking meters and time limits in Residential Permit Parking areas. Permit fees are cost recovery and proposed increases will offset the actual costs for lost parking meter revenue, enforcement and other expenses associated with permit administration.

Contractor Parking Permits	Current Fee	FY 2015 Proposed Effective July 1, 2014	FY 2016 Proposed Effective July 1, 2015
Contractor (Annual/Renewal – full rate)	\$920.00	\$929.00	\$938.00
Contractor (6 months)	\$460.00	\$465.00	\$469.00
Contractor Permit Transfer	\$37.00	\$41.00	\$42.00

Color Curb Program: Residents, organizations, and business owners apply for various colored curb parking designations as authorized by the California Vehicle Code. These zones include white zones (passenger loading and unloading), green zones (10-minute parking), red zones (no parking), and yellow zones (freight loading and unloading). The program's costs are funded by fees charged to the requestors. Yellow zones have historically not had a fee associated with them. Yellow zones are often initiated by Parking and Traffic to reduce double parking which may delay Muni buses and LRV trains. The yellow zones generally serve the entire block and not a specific business. Some taxi and tour bus zones are assessed white zone fees when the zone serves a hotel or identifiable commercial entity or beneficiary

Color Curb Program White or Green Zones	Current Fee	FY 2015 Proposed Effective July 1, 2014	FY 2016 Proposed Effective July 1, 2015
1-22 Feet Application Processing Fee	\$765	\$784	\$804
1-22 Feet Painting Fee	\$359	\$368	\$377
23-44 Feet Application Processing Fee	\$1,527	\$1,565	\$1,604
23-44 Feet Painting Fee	\$720	\$738	\$756
45-66 Feet Application Processing Fee	\$2,291	\$2,348	\$2,407
45-66 Feet Painting Fee	\$1,078	\$1,105	\$1,133
> 66 Feet Application Processing Fee	\$3,056	\$3,132	\$3,210
> 66 Feet Painting Fee	\$1,437	\$1,473	\$1,510
1-22 Feet Renewal and Repaint Fee	\$359	\$368	\$377
23-44 Feet Renewal and Repaint Fee	\$720	\$738	\$756
45-66 Feet Renewal and Repaint Fee	\$1,078	\$1,105	\$1,133
> 66 Feet Renewal and Repaint Fee	\$1,437	\$1,473	\$1,510

Red Zone Painting (Driveway Tips)	Current Fee	FY 2015 Proposed Effective July 1, 2014	FY 2016 Proposed Effective July 1, 2015
Application Processing Fee	\$180	\$185	\$190
Painting & Renewal Fee	\$168	\$172	\$176

Temporary Street Closure: A temporary street closure permit is required for events such as neighborhood block parties, street fairs, athletic or other events. The fee schedule imposes greater increases for late filed applications.

Temporary Street Closure Fees	Current Fee	FY 2015 Proposed Effective July 1, 2014	FY 2016 Proposed Effective July 1, 2015
Neighborhood Block Party at least 60 days in Advance	\$158	\$167	\$177
Fewer than 60 days	\$210	\$223	\$236
Fewer than 30 days	\$420	\$445	\$472
Fewer than 7 days	\$473	\$501	\$531
All Other Events at least 60 days in advance	\$522	\$553	\$586
Fewer than 60 days	\$632	\$670	\$710
Fewer than 30 days	\$741	\$785	\$832
Fewer than 7 days	\$852	\$903	\$957

Special Traffic Permits: A Special Traffic Permit is required for any work that obstructs traffic on any street or sidewalk area due to construction, excavation, or other activity. A contractor must apply for a permit at least two business days prior to commencing work. To address situations when permit applications are submitted with less than two business days prior to the work, a late fee is assessed. The proposed increases in the special traffic permit fees are estimated to offset the cost of enforcement and other expenses associated with the administration of the program.

Special Traffic Permits	Current Fee	FY 2015 Proposed Effective July 1, 2014	FY 2016 Proposed Effective July 1, 2015
Base Permit – Processing	\$179.75	\$179.75	\$179.75
Daily Fee	\$37.00	\$37.00	\$37.00
Late Fee	\$201.25	\$201.25	\$201.25

Project 20 Processing Fee: Project 20, under agreement with the SFMTA, provides options for eligible customers to perform community service in lieu of parking and transit violation fines or enroll in a payment plan. The processing fee charged by the SFMTA covers the administrative costs of processing the contract with the customer, referral to the Project 20 office, and the processing/reconciliation of funds and work credits collected by Project 20 for parking citations.

Project 20 Processing	Current Fee	FY 2015 Proposed Effective July 1, 2014	FY 2016 Proposed Effective July 1, 2015
Project 20 Fee	\$25	\$26	\$27

Boot Removal Fee: A fee to remove a boot from a vehicle with five or more citations. The fee offsets the cost of enforcement and other expenses associated with the administration of the program.

Description	Current Fee	FY 2015 Proposed Effective July 1, 2014	FY 2016 Proposed Effective July 1, 2015
Boot Removal Fee	\$312	\$314	\$316

Auto Towing and Storage Fees: The SFMTA contracts with AutoReturn to provide auto towing and storage services. SFMTA's towing and storage administrative fees partially recover the cost of SFMTA's towing and storage administrative oversight at this time. The fees listed below for AutoReturn are for informational purposes only so that the public is aware of the total fees and costs that may be imposed for auto towing and storage services. SFMTA Board action on the listed AutoReturn fees is not being requested at this time.

Description	Current Fee	FY 2015 Proposed Effective July 1, 2014	FY 2016 Proposed Effective July 1, 2015
SFMTA Admin Fee	\$254.00	\$263.00	\$266.00
AutoReturn Tow Fee	\$208.75	\$218.00	\$222.50
TOTAL TOW FEE	\$462.75	\$481.00	\$488.50
SFMTA Storage Fee - Day 1	\$2.70	\$2.75	\$3.00
AutoReturn Storage Fee - Day 1	\$51.40	\$56.25	\$57.50
TOTAL STORAGE FEE-DAY 1	\$54.10	\$59.00	\$60.50
SFMTA Storage Fee – Subsequent Days	\$3.05	\$3.25	\$3.50
AutoReturn Storage Fee – Subsequent Days	\$61.00	\$65.75	\$67.25
TOTAL STORAGE FEE - subsequent	\$64.05	\$69.00	\$70.75

AutoReturn fees include an estimated CPI of 3% rounded to the nearest \$0.25.

Special Collection Fee:

Special Collections fee for delinquent parking citation collections. A contractor charges SFMTA for these services. This fee allows the SFMTA to recover these costs.

Special Collection Fee	Current Fee	FY 2015 Proposed Effective July 1, 2014	FY 2016 Proposed Effective July 1, 2015
After the 1 st payment due date	\$28	\$29	\$30
After the 2 nd payment due date	\$38	\$39	\$40
Special Collection Fee - after the 2 nd payment due date	\$44	\$45	\$46

Service Vehicle Rental Fee:

The amounts proposed are projected to recover costs associated with maintenance, operations and administering vehicle rental. For FY 2015 the methodology is proposed to expand to all service vehicles not just Cable Cars and Historic Vehicles given demand for rental of all service vehicle types .

Description	Current Fee	FY 2015 Proposed Effective July 1, 2014	FY 2016 Proposed Effective July 1, 2015
Cable Car- Two-Hour Minimum Rental Fee	\$794.75	\$839.50	\$873.25
Cable Car- Each Additional Hour Rental Fee	\$189.25	\$419.75	\$436.50
Historical Street Car Two-Hour Minimum	\$733.75	\$363.50	\$378.00
Historical Street Car Each Additional Hour	\$189.25	\$181.75	\$189.00
Motor Bus Two-Hour Minimum Rate		\$339.50	\$353.00
Motor Bus Each Additional Hour Rental Fee		\$169.75	\$176.50
Light Rail Vehicle Two-Hour Minimum Rate		\$608.00	\$632.50
Light Rail Vehicle Each Additional Hour		\$304.00	\$316.25
Trolley Bus Two-Hour Minimum Rate		\$296.50	\$308.25
Trolley Bus Each Additional Hour Rental Fee		\$148.25	\$154.25
GO-4 Two-Hour Minimum Rate		\$152.00	\$154.25
GO-4 Each Additional Hour Rental Fee		\$76.00	\$77.00

Parklet Installation Fee:

This fee reimburses the SFMTA for costs associated with the removal of metered parking spaces and installation of a parklet including staff time for planning, design, and engineering analysis, and the physical removal and relocation of any parking meter. The amount for this fee is currently for the removal of up to two parking spaces. If the installation of a parklet exceeds two parking spaces, an additional fee is imposed per additional parking space.

Description	Current Fee	FY 2015 Proposed Effective July 1, 2014	FY 2016 Proposed Effective July 1, 2015
Parklet Installation Fee	\$1,297	\$1,340	\$1,355
Additional Parking Space	\$600 per parking space	\$650 per parking space	\$650 per parking space

EXHIBIT 3Taxi Fees

The table below outlines the proposed cost recovery fees for FY 2015 and FY 2016.

Permit Type *	Current Fee	FY 2015 Proposed Effective July 1, 2014	FY 2016 Proposed Effective July 1, 2015
Driver Permit Application**	\$152	\$252	\$265
Permit Holders Applications	\$1,863	\$0	\$0
Ramp Taxi Applications	\$766	\$0	\$0
Monthly Ramp Taxi Medallion Use Fee	\$500	\$500	\$500
Monthly Taxi Medallion Use Fee (8000 series)***	\$2,000/\$100 to Driver Fund	\$2,000/\$100 to Driver Fund	\$2,000/\$100 to Driver Fund
Medallion Waiting List Applications	\$505	\$0	\$0
Dispatch Applications	\$5,688	\$5,688	\$5,972
Color Scheme Change	\$608	\$608	\$638
Lost Medallions	\$227	\$100	\$105
Metal Medallions	\$71	\$0	\$0
New Color Schemes 1 to 5	\$1,805	\$1,805	\$1,895
New Color Schemes-6 to 15 Medallions	\$2,647	\$2,647	\$2,779
New Color Schemes-16 to 49 Medallions	\$5,299	\$5,299	\$5,564
New Color Schemes-50 or more Medallions	\$6,621	\$6,621	\$6,952
Taxi Wraps-Fee is per vehicle/month	\$162	\$0	\$0
Renewal Application:			
Driver Renewals	\$98	\$98	\$103
Permit Holders Renewals	\$1,410	\$1,410	\$1,431
Ramp Taxi Renewals	\$244	\$0	\$0
Color Scheme Renewal -1 to 5	\$1,485	\$1,485	\$1,559
Color Scheme Renewal- 6 to 15 Medallions	\$2,182	\$2,182	\$2,291
Color Scheme Renewals-16 to 49 Medallions	\$4,534	\$4,534	\$4,761
Color Scheme Renewals-50 to 149	\$6,802	\$6,802	\$7,142
Color Scheme Renewals - 150 or More	\$9,069	\$9,069	\$9,522
Dispatch Renewals	\$6,284	\$6,284	\$6,598

* In order to recover the cost of appeals, a \$5.00 surcharge will be added to the above amounts effective July 1, 2014 and \$6.00 will be added to the above amounts effective July 1, 2015.

**On January 21, 2014, the Board of Directors, by Resolution No. 14-022, authorized the Director of Transportation to waive this fee through March 31, 2014. On April 1 or April 15th, the Board of Directors will consider authorizing the Director of Transportation to extend that waiver.

*** On April 1, 2014 or April 15, 2014, the Board of Directors will consider ratifying the Director of Transportation's decision to reduce this fee temporarily, for an indefinite period of time, to \$1000 per month, \$100 of which shall be paid into the Driver Fund.

EXHIBIT 4Other Fees

Parking Meter Use fee (Section 312) and Temporary Exclusive Use of Parking Meter fee (Section 904): Fee charged to contractors and others when they make a parking meter unavailable for public parking. Also used to calculate the City vehicle parking permit.

Description	Current Fee	FY 2015 Proposed Effective July 1, 2014	FY 2016 Proposed Effective July 1, 2015
Parking Meter Use Fee	\$7	\$8	\$9

Intellectual Property License Fee (Film Permits) (e.g. for films, TV shows, ads featuring SFMTA) - currently referred to as “Image Fee” and charged by the Film Commission in conjunction with permits for filming that involve visual images of SFMTA trademarks and service marks. Currently does not apply if a Muni vehicle is rented, proposal is to charge this fee regardless whether a vehicle is rented as part of filming. This is a clean-up action to include fee will be codified in the Transportation Code.

Description	Current Fee	FY2015 Proposed Effective July 1, 2014	FY 2016 Proposed Effective July 1, 2015
Intellectual Property License Fee	\$1000	\$1500	\$2000

Commuter Shuttle: Fee per stop charged to shuttles authorized by permit to use Muni bus stops.

Description	Current Fee	FY2015 Proposed Effective July 1, 2014	FY 2016 Proposed Effective July 1, 2015
Commuter Shuttle	\$1.00	\$1.06	\$1.10

Vehicle Press Permit: Fee charged to members of the press who have been approved by the SFPD to receive a press permit.

Description	Current Fee	FY2015 Proposed Effective July 1, 2014	FY 2016 Proposed Effective July 1, 2015
Vehicle Press Permit	\$54	\$56	\$58

Parking Signs

Description	Current Fee	FY2015 Proposed Effective July 1, 2014	FY 2016 Proposed Effective July 1, 2015
SIGNS REMOVAL/RELOCATION FEE – Fee charged for sign removal (e.g. tree planting, sidewalk projects, developments, etc.). This fee was previously billed for individual projects based on time and labor. These fees will be codified in Transportation Code to recover for these costs.			
Removal / Relocation of each sign	\$50	\$158	\$161
Removal / Relocation of a sign and pole	\$75	\$320	\$340
PARKING SPACE REMOVAL/RELOCATION FEE – Fee charged for establishing parking spaces for relocation of color curb zones.			
(Establish) Parking Space for temporary relocation of colored curb zones	\$200	\$362	\$362
(Establish) Parking Space for permanent relocation of colored curb zones, including painting	\$350	\$362	\$362
TEMPORARY NO-PARKING SIGN POSTING FEES * – Fee charged for posting temporary no-parking signs for Special Events, Film Production, and Residential or Commercial Moves			
1-4 Signs	\$167	\$177	\$182
5-9 Signs	\$223	\$236	\$243
10-15 Signs	\$278	\$295	\$304
16-21 Signs	\$334	\$354	\$365
22-28 Signs	\$389	\$412	\$424
29-35 Signs	\$445	\$472	\$486
36-43 Signs	\$501	\$531	\$547
44-51 Signs	\$557	\$590	\$608
52 or More Signs	\$10.25 for each additional sign	\$11.00 for each additional sign	\$12.00 for each additional sign
Self-Posting Fee for Special Events	\$2.00 per sign	\$2.50 per sign	\$3.00 per sign

* The SFMTA has been assessing these fees since October 2012. These fees will be codified in Transportation Code to recover for these costs

Transaction Fees

Description	Current Fee	FY2015 Proposed Effective July 1, 2014	FY 2016 Proposed Effective July 1, 2015
In-Person Customer Service Center Fee	\$3.00	\$0.00	\$0.00
Online Citation and Parking Permit payment and Parking Meter Card order fee	\$2.50	\$2.50	\$3.00
By-Phone Citation Payment Fee*	\$2.50	\$2.50	\$3.00

* The SFMTA has been collecting this fee since July 2010 as a result of a contractual change. The fee was collected by a City contractor prior to July 2010 under a contract managed by another City department. This fee will be codified in Transportation Code to recover for costs incurred..

On Street Car share Permit: Charged to companies who have been approved for on street car sharing pods as part of the On Street Car sharing pilot program.

Description	Current Fee	FY2015 Proposed Effective July 1, 2014	FY 2016 Proposed Effective July 1, 2015
Base Permit – One time set up fee	\$400	\$400	\$400
On Street Car share Permit – Zone 1	\$225/mo.	\$225/mo.	\$225/mo.
On Street Car Car share Permit – Zone 2	\$150/mo.	\$150/mo.	\$150/mo.
On Street Car Car share Permit – Zone 3	\$50/mo.	\$50/mo.	\$50/mo.

Maps: Amount charged for purchase of a Muni map. This fee has been in place for many years. Clean up action to include in Transportation Code.

Description	Current Fee	FY2015 Proposed Effective July 1, 2014	FY 2016 Proposed Effective July 1, 2015
Map	\$3.00	\$5.00	\$7.00

Bus Rerouting: Fee charged to events which require rerouting of trolley bus service due to street closure, substitution to motor coach.

Description	Current Fee	FY2015 Proposed Effective July 1, 2014	FY 2016 Proposed Effective July 1, 2015
Motor Coach Substitution	\$ \$21.66	\$ 22.19	\$ 22.88

Based on the NTD differential between the hourly rate to operate a trolley bus and a motor coach.

EXHIBIT 5

Citations and Fines
Based on Indexing Calculation when Allowable

FORMER CODE SECTION	TRANSPORTATION CODE SECTION	DESCRIPTION	Current Amount	Fine Amount Effective July 1, 2014	Fine Amount Effective July 1, 2015
PEDESTRIANS AND SIDEWALKS					
Traffic Code Sections 77, 78	Div I 7.2.10	Pedestrian Crossings	\$58	\$60	\$62
Traffic Code Section 104	Div I 7.2.11	Electric Assistive Personal Mobility Devices	\$58	\$60	\$62
Traffic Code Section 96	Div I 7.2.12	Bicycle Riding Restricted	\$100	\$100	\$100
Traffic Code Section 100	Div I 7.2.13	NUV Violation	\$58	\$60	\$62
ON-STREET PARKING					
Traffic Code Section 315(a)	Div I 7.2.20	Residential Parking	\$74	\$76	\$78
Traffic Code Section 37(c)	Div I 7.2.22	Street Cleaning	\$64	\$66	\$68
Traffic Code Section 202.1	Div I 7.2.23(a)	Parking Meter-Downtown Core	\$74	\$76	\$78
Traffic Code Section 202	Div I 7.2.23(b)	Parking Meter-Outside Downtown Core	\$64	\$66	\$68
Traffic Code Section 38A	Div I 7.2.25	Red Zone	\$100	\$103	\$106

FORMER CODE SECTION	TRANSPORTATION CODE SECTION	DESCRIPTION	Current Amount	Fine Amount Effective July 1, 2014	Fine Amount Effective July 1, 2015
Traffic Code Sections 38B, 38B.1	Div I 7.2.26	Yellow Zone	\$85	\$88	\$91
Traffic Code Section 38C	Div I 7.2.27	White Zone	\$100	\$103	\$106
Traffic Code Section 38D	Div I 7.2.28	Green Zone	\$74	\$76	\$78
Traffic Code Section 37(a)	Div I 7.2.29	Parking for Three Days	\$100	\$103	\$106
Traffic Code Section 32(c)(1)	Div I 7.2.30(a)	Overtime Parking Core	\$74	\$76	\$78
Traffic Code Section 32(c)(2)	Div I 7.2.30(b)	Overtime Parking Outside Downtown Core	\$64	\$66	\$68
Traffic Code Sections 32.13, 55	Div I 7.2.32	Angled Parking	\$58	\$60	\$62
Traffic Code Section 32.21	Div I 7.2.33	Blocking Residential Door	\$46	\$47	\$48
Traffic Code Section 56	Div I 7.2.34	Median Dividers and Islands	\$74	\$76	\$78
Traffic Code Section 58(a)	Div I 7.2.35	Parking on Grades	\$58	\$60	\$62
Traffic Code Section 61	Div I 7.2.36	100 Feet Oversize	\$110	\$110	\$110
Traffic Code Sections 27, 219	Div I 7.2.37	Motorcycle Parking	\$100	\$103	\$106
Traffic Code Sections 33.5, 39(b), 66	Div I 7.2.38	Parking in Stand	\$100	\$103	\$106

FORMER CODE SECTION	TRANSPORTATION CODE SECTION	DESCRIPTION	Current Amount	Fine Amount Effective July 1, 2014	Fine Amount Effective July 1, 2015
Traffic Code Section 53(a)	Div I 7.2.39	Parking Transit-Only	\$110	\$110	\$110
Traffic Code Section 32(a)(1)	Div I 7.2.40	Tow-Away Zone-Downtown Core	\$95	\$98	\$101
Traffic Code Section 32(a)(2)	Div I 7.2.41	Tow-Away Zone-Outside Downtown Core	\$85	\$88	\$91
Traffic Code Section 32(b), 32.6.2, 32.6.3, 32.6.7, 32.6.8, 32.1.10, 32.6.13, 32.6.16, 32.6.18, 32.6.19, 32.6.20, 32.6.21, 32.6.22, 32.6.23, 32.6.24, 32.6.25, 32.6.26, 32.6.27, 32.6.29, 32.6.30, 32.6.31, 32.6.32, 32.6.34, 32.6.35	Div I 7.2.42	Parking Restrictions	\$85	\$88	\$91
Traffic Code Section 32, 32.1, 32.1.1, 32.1.2, 32.1.3, 32.1.11, 32.1.4, 32.1.7, 32.1.9, 32.2, 32.2.1, 32.2.2, 32.2.3, 32.3, 32.3.1, 32.5, 32.6, 32.6.5, 32.6.6, 32.6.11	Div I 7.2.43	Parking-Public Property	\$64	\$66	\$68
Not Applicable	Div I 7.2.44	Misuse Disabled Parking Placard/License	\$877	\$880	\$875

FORMER CODE SECTION	TRANSPORTATION CODE SECTION	DESCRIPTION	Current Amount	Fine Amount Effective July 1, 2014	Fine Amount Effective July 1, 2015
Traffic Code Section 33(c)	Div I 7.2.45	Temporary Parking Restriction	\$64	\$66	\$68
Traffic Code Section 33.1	Div I 7.2.46	Temporary Construction Zone	\$64	\$66	\$68
Traffic Code Section 21	Div I 7.2.47	Remove Chalk	\$110	\$110	\$110
Traffic Code Section 65	Div I 7.2.48	Repairing Vehicle	\$79	\$81	\$83
Traffic Code Sections 315(c), 412(c), 712(c)	Div I 7.2.49	Permit on Wrong Car	\$110	\$110	\$110
Traffic Code Sections 315(d), 412(d), 712(d)	Div I 7.2.50	Invalid Permit	\$110	\$110	\$110
Traffic Code Sections 32.4.2(b), 32.14, 58(c)	Div I 7.2.51	Parking Marked Space	\$58	\$60	\$62
Not Applicable	Div I 7.2.52	Car Share Parking	\$110	\$110	\$110
Not Applicable	Div I 7.2.54	Large Vehicle	\$110	\$110	\$110
OFF-STREET PARKING					
Traffic Code Sections 32.10, 32.11	Div I 7.2.60	Parking Facility Charges	\$58	\$60	\$62
Traffic Code Section 32.15	Div I 7.2.61	Entrance/Exit Parking Facility	\$100	\$100	\$100
Traffic Code Section 32.14	Div I 7.2.62	Blocking Space Parking Facility	\$58	\$60	\$62

FORMER CODE SECTION	TRANSPORTATION CODE SECTION	DESCRIPTION	Current Amount	Fine Amount Effective July 1, 2014	Fine Amount Effective July 1, 2015
Traffic Code Section 32.16	Div I 7.2.63	Speeding within Parking Facility	\$100	\$100	\$100
Traffic Code Section 32.21A	Div I 7.2.64	Block Charging Bay	\$110	\$110	\$110
Traffic Code Section 32.21A	Div I 7.2.65	Overtime Parking- Off Street Parking Meter	\$64	\$66	\$68
Not Applicable	Div I 7.2.66	Misuse Disabled Parking Placard/License Plate	\$877	\$880	\$875
Not Applicable	Div II 1009	SFMTA Property	\$64	\$66	\$68
TRAFFIC REGULATIONS					
Traffic Code Section 70	Div I 7.2.70	Obstruction of Traffic-Vehicle	\$110	\$110	\$110
Traffic Code Section 194.3	Div I 7.2.71	Obstruction of Traffic Without Permit	\$530	\$546	\$563
Traffic Code Sections 31, 31.2	Div I 7.2.72	Driving in Transit-Only Area	\$69	\$71	\$73
Traffic Code Section 103	Div I 7.2.73	Driving Through Parades	\$100	\$100	\$100
Traffic Code Section 121	Div I 7.2.74	Streetcar Right-of-Way	\$100	\$100	\$100
Traffic Code Section 122	Div I 7.2.75	Passing Safety Zones	\$100	\$100	\$100

FORMER CODE SECTION	TRANSPORTATION CODE SECTION	DESCRIPTION	Current Amount	Fine Amount Effective July 1, 2014	Fine Amount Effective July 1, 2015
Traffic Code Section 25	Div I 7.2.76	Removal of Vehicles-Collision	\$100	\$100	\$100
Traffic Code Sections 28.1	Div I 7.2.77	Weight Restricted Streets	\$100	\$100	\$100
COMMERCIAL VEHICLES					
Traffic Code Section 63.2	Div I 7.2.80	Vehicles for Hire Parking	\$110	\$110	\$110
Traffic Code Section 63.3	Div I 7.2.81	Advertising Sign	\$110	\$110	\$110
Traffic Code Section 68	Div I 7.2.82	Selling from Vehicle	\$110	\$110	\$110
Traffic Code Sections 33.3, 33.3.2	Div I 7.2.83	Truck Loading Zone	\$85	\$88	\$91
Traffic Code Sections 63, 63(A), 63.1	Div I 7.2.84	Commercial Vehicle Parking Restrictions	\$110	\$110	\$110
Traffic Code Section 60.5	Div I 7.2.86	Idling Engine While Parked	\$100	\$100	\$100
Police Code Sections 1183-1183.40	Div I 7.2.87	Commercial Passenger Vehicle Street Restrictions	\$100	\$103	\$106
Police Code Section 710.2	Div. I 7.2.88	For Sale Sign	\$58	\$60	\$62
TRANSIT VIOLATIONS					
Traffic Code Section 127	Div I 7.2.101	Fare Evasion	\$106	\$109	\$112

FORMER CODE SECTION	TRANSPORTATION CODE SECTION	DESCRIPTION	Current Amount	Fine Amount Effective July 1, 2014	Fine Amount Effective July 1, 2015
Traffic Code Section 128	Div I 7.2.102	Passenger Misconduct	\$106	\$109	\$112
Traffic Code Section 128.5	Div I 7.2.103	Conversing with Operator	\$53	\$55	\$57
Not Applicable	Div I 7.2.104	Fare Evasion – Clipper Card	\$106	\$109	\$112

* The California State Legislature has imposed additional fees applicable to all parking citations. As a result, the total fine amount for parking citations includes the following fees: \$4.50 for the state courthouse construction fee, \$2.50 for the local courthouse construction fee, and \$3.00 for the Trial Court Trust Fund fee.

California Vehicle Code Penalty Schedule

CODE SECTION	DESCRIPTION	FINE AMOUNT	Fine Amount Effective July 1, 2014	Fine Amount Effective July 1, 2015**
VC4461C	Displaying Placard Not Issued to Person	\$880	\$880	\$875
VC4462B	Improper Registered Plates	\$114	\$117	\$121
VC4463C	Fraudulent Display of Placard	\$880	\$880	\$875
VC4464	Altered Plates	\$114	\$117	\$121
VC5200	Display Lic Plates	\$114	\$117	\$121
VC5201	Plates/Mounting	\$114	\$117	\$121
VC5201B	Plate Cover	\$114	\$117	\$121
VC5202	No Plates	\$114	\$117	\$121
VC5204A	Tabs	\$114	\$117	\$121
VC21113A	School/Pub Ground	\$69	\$71	\$73
VC21211 (38N)	Bicycle Path/Lanes	\$116	\$119	\$123
VC22500A	Parking in Intersection	\$100	\$103	\$106
VC22500B	Parking in Crosswalk	\$100	\$103	\$106
VC22500C	Safety Zone	\$100	\$103	\$106
VC22500D	15 ft. Fire Station	\$100	\$103	\$106
VC22500E	Driveway	\$100	\$103	\$106
VC22500F	On Sidewalk	\$110	\$110	\$110
VC22500G	Excavation	\$58	\$60	\$62
VC22500H	Double Parking	\$110	\$110	\$110
VC22500I	Bus Zone	\$271	\$279	\$288

CODE SECTION	DESCRIPTION	FINE AMOUNT	<u>Fine Amount Effective July 1, 2014</u>	<u>Fine Amount Effective July 1, 2015**</u>
VC22500J	Tube or Tunnel	\$58	\$60	\$62
VC22500K	Bridge	\$58	\$60	\$62
VC22500L	Wheelchair Access	\$271	\$279	\$288
VC22500.1 (32.4.A)	Parking in Fire Lane	\$74	\$76	\$78
VC22502A	Over 18 inches From Curb	\$58	\$60	\$62
VC22502B	Wrong Way Parking	\$58	\$60	\$62
VC22502E	One-Way Road/Parking	\$58	\$60	\$62
VC22505B	Unauthorized Stopping	\$58	\$60	\$62
VC22507.8A	Parking in blue zone without placard/plate	\$880	\$880	\$875
VC22507.8B	Blocking Access to Blue Zone	\$880	\$880	\$875
VC22507.8C	Parking in the crosshatch area adjacent to a blue zone	\$880	\$880	\$875
VC22514	Fire hydrant	\$100	\$103	\$106
VC22515A	Unattended motor vehicles	\$85	\$88	\$91
VC22515B	Unsecured motor vehicles	\$85	\$88	\$91
VC22516	Locked vehicles	\$69	\$71	\$73
VC22521	Railroad tracks	\$90	\$93	\$96
VC22522	W/3 ft. wheelchair ramp	\$298	\$298	\$298
VC22523A	Abandoned vehicle/highway	\$229	\$229	\$229
VC22523B	Abandoned vehicle/public or private prop	\$229	\$229	\$229
VC22526A	Block/intersection	\$100	\$103	\$106
VC22526B	Block/intersection while turning	\$116	\$110	\$110
VC23333	Park/Veh Crossing	\$85	\$85	\$85

** The California State Legislature has imposed additional fees applicable to all parking citations. As a result, the total fine amount for parking citations includes the following fees: \$4.50 for the state courthouse construction fee, \$2.50 for the local courthouse construction fee, and \$3.00 for the Trial Court Trust Fund fee.

Vehicle For Hire Code Penalty Schedule

TRANSPORTATION CODE SECTION	DESCRIPTION	Fine Amount Effective July 1, 2013	Fine Amount Effective July 1, 2014	Fine Amount Effective July 1, 2015
CONDITIONS APPLICABLE TO ALL PERMITS				
Div II § 1105(a)(14)	Current address	\$27	\$28	\$29
Div II § 1105(a)(9)	Continuous operation	\$53 per day	\$55 per day	\$57 per day
Div II § 1114(a)	Records	\$80	\$82	\$85
Div II § 1105(a)(17)	Response time goals	\$159	\$164	\$169
Div II § 1105(a)(7)	Compliance with lawful orders	\$211	\$217	\$224
Div II § 1105(a)(6)	Compliance with laws and regulations	\$475	\$489	\$504
Div II § 1105(a)(13)	Shift Change; Unattended Vehicle	\$475	\$489	\$504
Div II § 1105(a)(13)	Improper shift change	\$475	\$489	\$504
Div II § 1105(a)(18)	Retaliation against permit holder	\$475	\$489	\$504
Div II § 1105(a)(8)	Cooperation w/ regulatory entities; False statements	\$528	\$544	\$561
Div II § 1105(a)(12)	Compliance with Paratransit Program	\$528	\$544	\$561
Div II § 1105(a)(10)	Accepting/ soliciting gifts from Drivers	\$633	\$652	\$672
Div II § 1105(a)(1)	Operating without a permit	\$5,000	\$5,153	\$5,310
CONDITIONS APPLICABLE TO COLOR SCHEME PERMITS				
Div II § 1106(s)	Dissolution plan	\$53 per day	\$55 per day	\$57 per day
Div II § 1114(e)(8)	Emissions reduction plan	\$53 per day	\$55 per day	\$57 per day
Div II § 1106(n)	Required postings	\$80	\$82	\$85
Div II § 1106(o)	Required notifications	\$80	\$82	\$85
Div II § 1113(d)(3)	Required PIM	\$80	\$82	\$85
Div II § 1114(e)(3)	Receipts	\$80	\$82	\$85
Div II § 1114(e)(5)	Vehicle inventory changes	\$80	\$82	\$85
Div II § 1114(e)(7)	Weekly reporting requirements	\$80	\$82	\$85
Div II § 1106(e)	Transfer of business; New location	\$264 per day	\$272 per day	\$280 per day
Div II § 1106(k)(1)	Facility to clean vehicles	\$264	\$272	\$280
Div II § 1106(i)	Workers' Compensation	\$317 per day	\$327 per day	\$337 per day
Div II § 1106(p)	Obligations related to Drivers	\$422	\$435	\$448
Div II § 1106(r)	Found property	\$422	\$435	\$448
Div II § 1114(e)(1)	Waybills	\$422	\$435	\$448
Div II § 1114(e)(2)	Medallion Holder files	\$422	\$435	\$448

Div II § 1114(e)(6)	Current business information	\$422	\$435	\$448
Div II § 1124(b)(5)	Retaliation re credit card processing	\$422	\$435	\$448
Div II § 1124(c)	Overcharging gate fees	\$528	\$544	\$561
Div II § 1106(c)	Use of Dispatch Service	\$475	\$489	\$504
Div II § 1106(d)	Business premises	\$475	\$489	\$504
Div II § 1106(h)	Staffing requirements	\$475	\$489	\$504
Div II § 1106(1)(2-7)	Use of spare vehicles	\$475	\$489	\$504
Div II § 1106(f)	Telephone directory	\$528	\$544	\$561
Div II § 1106(j)	Paratransit Broker contract	\$528	\$544	\$561
Div II § 1114(e)(8)	Required information	\$528	\$544	\$561
Div II § 1114(e)(9)	Required information	\$528	\$544	\$561
Div II § 1106(k)(2)-(4)	Nonworking equipment	\$1,055	\$1,087	\$1,120
Div II § 1106(q)(4)	Driver operating under the influence	\$1,055	\$1,087	\$1,120
Div II § 1106(a)	Color Scheme Permit required	\$5,000	\$5,153	\$5,310
Div II § 1106(1)(8)	Leasing spare vehicles	\$5,000	\$5,153	\$5,310
CONDITIONS APPLICABLE TO DISPATCH PERMITS				
Div II § 1107(a)	Emergency plan	\$53 per day	\$55	\$57
Div II § 1107(e)	Adequate communications equipment	\$53 per day	\$55	\$57
Div II § 1114(f)(1)	Dispatch Service report	\$53 per day	\$55	\$57
Div II § 1107(d)	Service call records	\$80	\$82	\$85
Div II § 1107 (b)-(e)	Serving dispatch customers	\$80	\$82	\$85
Div II § 1114(f)(2)	Found property recordkeeping	\$80	\$82	\$85
Div II § 1107(m)	Workers' Compensation	\$317 per day	\$327 per day	\$337 per day
Div II § 1107(c)	Ramp Taxi response	\$422	\$435	\$448
Div II § 1107(k)	Improper dispatching	\$528	\$544	\$561
CONDITIONS APPLICABLE TO DRIVER PERMITS				
Div II § 1108(c)	Color Scheme affiliation	\$6 per day	\$6 per day	\$6 per day
Div II § 1108(a)	Driver identification	\$27	\$28	\$29
Div II § 1108(d)(2)	Duties at beginning of shift	\$27	\$28	\$29
Div II § 1108(d)(3)	Designated items in vehicle	\$27	\$28	\$29
Div II § 1108(e)(2)	Transporting passenger property	\$27	\$28	\$29
Div II § 1108(e)(5)	Loading and unloading assistance	\$27	\$28	\$29
Div II § 1108(e)(8)	Additional passengers	\$27	\$28	\$29
Div II § 1108(e)(10)-(12)	Mobile telephones; Other audible devices	\$27	\$28	\$29
Div II § 1108(e)(18)-(20), (22)	Driver duties re fares	\$27	\$28	\$29
Div II § 1108(e)(26)	Loose items	\$27	\$28	\$29

Div II § 1108(e)(27)	Trunk and/or baggage area	\$27	\$28	\$29
Div II § 1108(e)(31)	Clean in dress and person	\$27	\$28	\$29
Div II § 1108(e)(32)	Taximeter violation	\$27	\$28	\$29
Div II § 1108(e)(33)	Smoking, drinking or eating	\$27	\$28	\$29
Div II § 1108(f)(1)-(3)	Duties at end of shift	\$27	\$28	\$29
Div II § 1114(b)(2)	Badge	\$27	\$28	\$29
Div II § 1114(b)(3)	Medical certificate	\$27	\$28	\$29
Div II § 1114(b)(4)	Waybills	\$27	\$28	\$29
Div II § 1108(e)(4)	Service animals or contained animals	\$53	\$55	\$57
Div II § 1108(d)(1)	Safety check	\$80	\$82	\$85
Div II § 1108(e)(1)	Refusal to convey	\$80	\$82	\$85
Div II § 1108(e)(7)	Servicing dispatch calls	\$80	\$82	\$85
Div II § 1108(e)(9)	Splitting fares	\$80	\$82	\$85
Div II § 1108(e)(16)	Requesting gratuities	\$80	\$82	\$85
Div II § 1108(e)(24)	Found property	\$80	\$82	\$85
Div II § 1124 (f)	Passenger payment choice	\$80	\$82	\$85
Div II § 1108(e)(3)	Transporting person with a disability in front seat	\$159	\$164	\$169
Div II § 1108(e)(6)	Assisting and securing person with a disability	\$159	\$164	\$169
Div II § 1108(e)(14)	Reckless or dangerous driving	\$159	\$164	\$169
Div II § 1108(e)(15)	Ramp Taxi rules	\$159	\$164	\$169
Div II § 1108(e)(35) (37)	Paratransit Debit Card	\$159	\$164	\$169
Div II § 1124(d)	Luggage charges	\$159	\$164	\$169
Div II § 1108(e)(25)	Unsafe taxi	\$211	\$217	\$224
Div II § 1108(e)(30)	Excessive force	\$211	\$217	\$224
Div II § 1108(b)(3)	Criminal convictions	\$528	\$544	\$561
Div II § 1108 (b)(4)(B)	Controlled substances	\$528	\$544	\$561
Div II § 1108(38)	Tampering with equipment	\$528	\$544	\$561
CONDITIONS APPLICABLE TO TAXI AND RAMP TAXI EQUIPMENT				
Div II § 1113(b)(e), (g)-(j)	Equipment and display requirements	\$27	\$28	\$29
Div II § 1113 (m)	Vehicle windows	\$27	\$28	\$29
Div II § 1113 (o)	Sanitary condition	\$27	\$28	\$29
Div II § 1113 (a)	Safe operating condition	\$80	\$82	\$85
Div II § 1113 (k)	Standard vehicle equipment	\$80	\$82	\$85
Div II § 1113 (k)(13)-(15)	Vehicle tires and wheels	\$80	\$82	\$85
Div II § 1113 (m)	Security cameras	\$80	\$82	\$85
Div II § 1113 (n)	Condition of vehicle	\$80	\$82	\$85
Div II § 1113 (u)	Working Taxi ramp	\$80	\$82	\$85
Div II § 1113 (p)	Vehicle title requirements	\$264	\$272	\$280

Div II § 1113 (q)-(r)	Excessive vehicle mileage or age	\$264	\$272	\$280
Div II § 1113 (s)	Vehicle inspections	\$264	\$272	\$280
Div II § 1113(s)(7)	Fraud related to inspection	\$264	\$272	\$280
Div II § 1113(t)	Replacement vehicle	\$264	\$272	\$280
Div II § 1113(v)	Retired vehicles	\$264	\$272	\$280
Div II § 1113(f)	Taximeters	\$317	\$327	\$337
CONDITIONS APPLICABLE TO TAXI AND RAMP TAXI MEDALLIONS				
Div II § 1109(a)(1)	Use of Dispatch Service	\$80	\$82	\$85
Div II § 1110(a)(1)-(3)	Wheelchair priority	\$159	\$164	\$169
Div II § 1110(a)(3)	Wheelchair pickups	\$159	\$164	\$169
Div II § 1110(b)	Ramp Taxi Medallion in spare taxi	\$159	\$164	\$169
Div II § 1110(d)	Ramp Taxi qualifications	\$159	\$164	\$169
Div II § 1109(c)	Full-time driving requirement	\$24,000 multiplied by percentage of hours short of the full time driving requirement	\$24,000 multiplied by percentage of hours short of the full time driving requirement	\$24,000 multiplied by percentage of hours short of the full time driving requirement

EXHIBIT 6**16th & Hoff Garage**

* = no change from current rate

Transient rates	Current rate	FY 2015 rate	FY 2016 rate
Midnight-9am hourly	SF <i>park</i> program	*	*
9am-Noon hourly	SF <i>park</i> program	*	*
Noon-3pm hourly	SF <i>park</i> program	*	*
3pm-6pm hourly	SF <i>park</i> program	*	*
6pm-Midnight hourly	SF <i>park</i> program	*	*
Daily Maximum/Lost Ticket	SF <i>park</i> program	*	*
Enter before 8:30am (stay at least 3 hours)	SF <i>park</i> program	*	*
Exit after 6:30pm (stay at least 3 hours)	SF <i>park</i> program	*	*
Monthly			
Reserved	SF <i>park</i> program	*	*
Regular	SF <i>park</i> program	*	*
Carshare / Car Pool	SF <i>park</i> program	*	*
Mon-Fri Daytime	SF <i>park</i> program	*	*
Other			
Late Monthly Payment	\$25	\$30	\$32
New Account Activation Fee	\$10	\$30	\$32
Access Card Replacement	\$25	\$30	\$32
Reopening Garage	\$50	*	*
No-key Valet Parking	\$25	\$30	\$32
High Occupancy Valet Rate (must valet a minimum of 350 vehicles per month into the garage)	N/A	50% of Daily Maximum	50% of Daily Maximum

The current Special Event rate for each garage is a flat fee per vehicle per entry between the range of \$5 to \$40 per day, as adopted by the San Francisco Municipal Transportation Agency Board on May 20, 2008. The proposed rate will not change.

Civic Center Garage

* = no change from current rate

Transient rates	Current rate	FY 2015 rate	FY 2016 rate
Midnight-9am hourly	SF <i>park</i> program	*	*
9am-Noon hourly	SF <i>park</i> program	*	*
Noon-3pm hourly	SF <i>park</i> program	*	*
3pm-6pm hourly	SF <i>park</i> program	*	*
6pm-Midnight hourly	SF <i>park</i> program	*	*
Daily Maximum/Lost Ticket	SF <i>park</i> program	*	*
Early Bird (enter before 8:30am, exit before close)	SF <i>park</i> program	*	*
Motorcycle (daily)	SF <i>park</i> program	*	*
Enter before 8:30am (stay at least 3 hours)	SF <i>park</i> program	*	*
Exit after 6:30pm (stay at least 3 hours)	SF <i>park</i> program	*	*
Monthly			
Reserved	SF <i>park</i> program	*	*
Regular	SF <i>park</i> program	*	*
Carshare / Car Pool	SF <i>park</i> program	*	*
Resident	SF <i>park</i> program	*	*
Motorcycle	SF <i>park</i> program	*	*
Other			
Late Monthly Payment	\$25	\$30	\$32
New Account Activation Fee	\$10	\$30	\$32
Access Card Replacement	\$25	\$30	\$32
Reopening Garage	\$50	*	*
No-key Valet Parking	\$25	\$30	\$32
High Occupancy Valet Rate (must valet a minimum of 350 vehicles per month into the garage)	N/A	50% of Daily Maximum	50% of Daily Maximum

The current Special Event rate for each garage is a flat fee per vehicle per entry between the range of \$5 to \$40 per day, as adopted by the San Francisco Municipal Transportation Agency Board on May 20, 2008. The proposed rate will not change.

Ellis-O'Farrell Garage

* = no change from current rate

Transient rates	Current rate	FY 2015 rate	FY 2016 rate
Midnight-9am hourly	SF <i>park</i> program	*	*
9am-Noon hourly	SF <i>park</i> program	*	*
Noon-3pm hourly	SF <i>park</i> program	*	*
3pm-6pm hourly	SF <i>park</i> program	*	*
6pm-Midnight hourly	SF <i>park</i> program	*	*
Daily Maximum/Lost Ticket (Mon-Sat)	SF <i>park</i> program	*	*
Daily Maximum/Lost Ticket (Sunday)	SF <i>park</i> program	*	*
Early Bird (enter before 8:30am, exit before close)	SF <i>park</i> program	*	*
Motorcycle (daily)	SF <i>park</i> program	*	*
Enter before 8:30am (stay at least 3 hours)	SF <i>park</i> program	*	*
Exit after 6:30pm (stay at least 3 hours)	SF <i>park</i> program	*	*
Monthly			
Reserved	SF <i>park</i> program	*	*
Regular	SF <i>park</i> program	*	*
Carshare / Car Pool	SF <i>park</i> program	*	*
Motorcycle	SF <i>park</i> program	*	*
Other			
Late Monthly Payment	\$25	\$30	\$32
New Account Activation Fee	\$10	\$30	\$32
Access Card Replacement	\$25	\$30	\$32
Reopening Garage	\$50	*	*
No-key Valet Parking	\$25	\$30	\$32
High Occupancy Valet Rate (must valet a minimum of 350 vehicles per month into the garage)	N/A	50% of Daily Maximum	50% of Daily Maximum

The current Special Event rate for each garage is a flat fee per vehicle per entry between the range of \$5 to \$40 per day, as adopted by the San Francisco Municipal Transportation Agency Board on May 20, 2008. The proposed rate will not change.

Fifth & Mission Garage

* = no change from current rate

Transient rates	Current rate	FY 2015 rate	FY 2016 rate
Midnight-9am hourly	SF <i>park</i> program	*	*
9am-Noon hourly	SF <i>park</i> program	*	*
Noon-3pm hourly	SF <i>park</i> program	*	*
3pm-6pm hourly	SF <i>park</i> program	*	*
6pm-Midnight hourly	SF <i>park</i> program	*	*
Daily Maximum/Lost Ticket	SF <i>park</i> program	*	*
Motorcycle (daily)	SF <i>park</i> program	*	*
Enter before 8:30am (stay at least 3 hours)	SF <i>park</i> program	*	*
Exit after 6:30pm (stay at least 3 hours)	SF <i>park</i> program	*	*
Monthly			
Reserved	SF <i>park</i> program	*	*
Reserved area	SF <i>park</i> program	*	*
Regular	SF <i>park</i> program	*	*
Carshare / Car Pool	SF <i>park</i> program	*	*
Motorcycle	SF <i>park</i> program	*	*
Other			
Late Monthly Payment	\$25	\$30	\$32
New Account Activation Fee	\$10	\$30	\$32
Access Card Replacement	\$25	\$30	\$32
Reopening Garage	\$50	*	*
No-key Valet Parking	\$25	\$30	\$32
High Occupancy Valet Rate (must valet a minimum of 350 vehicles per month into the garage)	N/A	50% of Daily Maximum	50% of Daily Maximum

The current Special Event rate for each garage is a flat fee per vehicle per entry between the range of \$5 to \$40 per day, as adopted by the San Francisco Municipal Transportation Agency Board on May 20, 2008. The proposed rate will not change.

Golden Gateway Garage

* = no change from current rate

Transient rates	Current rate	FY 2015 rate	FY 2016 rate
Midnight-9am hourly	SF <i>park</i> program	*	*
9am-Noon hourly	SF <i>park</i> program	*	*
Noon-3pm hourly	SF <i>park</i> program	*	*
3pm-6pm hourly	SF <i>park</i> program	*	*
6pm-Midnight hourly	SF <i>park</i> program	*	*
Weekend (daily)	SF <i>park</i> program	*	*
Daily Maximum/Lost Ticket	SF <i>park</i> program	*	*
Early Bird (enter before 8:30am, exit before close)	SF <i>park</i> program	*	*
Motorcycle (daily)	SF <i>park</i> program	*	*
Park & Ride validation (daily)	SF <i>park</i> program	*	*
Enter before 8:30am (stay at least 3 hours)	SF <i>park</i> program	*	*
Exit after 6:30pm (stay at least 3 hours)	SF <i>park</i> program	*	*
Monthly			
Reserved	SF <i>park</i> program	*	*
Regular	SF <i>park</i> program	*	*
Carshare / Car Pool	SF <i>park</i> program	*	*
Mon-Fri Evening	SF <i>park</i> program	*	*
Motorcycle	SF <i>park</i> program	*	*
Other			
Late Monthly Payment	\$25	\$30	\$32
New Account Activation Fee	\$10	\$30	\$32
Access Card Replacement	\$25	\$30	\$32
Reopening Garage	\$50	*	*
No-key Valet Parking	\$25	\$30	\$32
High Occupancy Valet Rate (must valet a minimum of 350 vehicles per month into the garage)	N/A	50% of Daily Maximum	50% of Daily Maximum

The current Special Event rate for each garage is a flat fee per vehicle per entry between the range of \$5 to \$40 per day, as adopted by the San Francisco Municipal Transportation Agency Board on May 20, 2008. The proposed rate will not change.

Japan Center Garages

* = no change from current rate

Transient rates	Current rate	FY 2015 rate	FY 2016 rate
Midnight-9am hourly	SF <i>park</i> program	*	*
9am-Noon hourly	SF <i>park</i> program	*	*
Noon-3pm hourly	SF <i>park</i> program	*	*
3pm-6pm hourly	SF <i>park</i> program	*	*
6pm-Midnight hourly	SF <i>park</i> program	*	*
Daily Maximum/Lost Ticket	SF <i>park</i> program	*	*
Early Bird (enter before 8:30am, exit before close)	SF <i>park</i> program	*	*
Motorcycle (daily)	SF <i>park</i> program	*	*
Enter before 8:30am (stay at least 3 hours)	SF <i>park</i> program	*	*
Exit after 6:30pm (stay at least 3 hours)	SF <i>park</i> program	*	*
Monthly			
Reserved	SF <i>park</i> program	*	*
Regular	SF <i>park</i> program	*	*
Carshare / Car Pool	SF <i>park</i> program	*	*
Mon-Fri	SF <i>park</i> program	*	*
Motorcycle	SF <i>park</i> program	*	*
Other			
Late Monthly Payment	\$25	\$30	\$32
New Account Activation Fee	\$10	\$30	\$32
Access Card Replacement	\$25	\$30	\$32
Reopening Garage	\$50	*	*
No-key Valet Parking	\$25	\$30	\$32
High Occupancy Valet Rate (must valet a minimum of 350 vehicles per month into the garage)	N/A	50% of Daily Maximum	50% of Daily Maximum

The current Special Event rate for each garage is a flat fee per vehicle per entry between the range of \$5 to \$40 per day, as adopted by the San Francisco Municipal Transportation Agency Board on May 20, 2008. The proposed rate will not change.

Lombard Street Garage

* = no change from current rate

Transient rates	Current rate	FY 2015 rate	FY 2016 rate
Midnight-9am hourly	SF <i>park</i> program	*	*
9am-Noon hourly	SF <i>park</i> program	*	*
Noon-3pm hourly	SF <i>park</i> program	*	*
3pm-6pm hourly	SF <i>park</i> program	*	*
6pm-Midnight hourly	SF <i>park</i> program	*	*
Daily Maximum/Lost Ticket	SF <i>park</i> program	*	*
Early Bird (enter before 8:30am, exit before close)	SF <i>park</i> program	*	*
Enter before 8:30am (stay at least 3 hours)	SF <i>park</i> program	*	*
Exit after 6:30pm (stay at least 3 hours)	SF <i>park</i> program	*	*
Monthly			
Reserved	SF <i>park</i> program	*	*
Regular	SF <i>park</i> program	*	*
Carshare / Car Pool	SF <i>park</i> program	*	*
Motorcycle	SF <i>park</i> program	*	*
Other			
Late Monthly Payment	\$25	\$30	\$32
New Account Activation Fee	\$10	\$30	\$32
Access Card Replacement	\$25	\$30	\$32
Reopening Garage	\$50	*	*
No-key Valet Parking	\$25	\$30	\$32
High Occupancy Valet Rate (must valet a minimum of 350 vehicles per month into the garage)	N/A	50% of Daily Maximum	50% of Daily Maximum

The current Special Event rate for each garage is a flat fee per vehicle per entry between the range of \$5 to \$40 per day, as adopted by the San Francisco Municipal Transportation Agency Board on May 20, 2008. The proposed rate will not change.

Mission-Bartlett Garage

* = no change from current rate

Transient rates	Current rate	FY 2015 rate	FY 2016 rate
Midnight-9am hourly	SF <i>park</i> program	*	*
9am-Noon hourly	SF <i>park</i> program	*	*
Noon-3pm hourly	SF <i>park</i> program	*	*
3pm-6pm hourly	SF <i>park</i> program	*	*
6pm-Midnight hourly	SF <i>park</i> program	*	*
Daily Maximum/Lost Ticket	SF <i>park</i> program	*	*
Enter before 8:30am (stay at least 3 hours)	SF <i>park</i> program	*	*
Exit after 6:30pm (stay at least 3 hours)	SF <i>park</i> program	*	*
Monthly			
Reserved	SF <i>park</i> program	*	*
Regular	SF <i>park</i> program	*	*
Carshare / Car Pool	SF <i>park</i> program	*	*
Mon-Fri Daytime	SF <i>park</i> program	*	*
Mon-Fri Evening	SF <i>park</i> program	*	*
Motorcycle	SF <i>park</i> program	*	*
Other			
Late Monthly Payment	\$25	\$30	\$32
New Account Activation Fee	\$10	\$30	\$32
Access Card Replacement	\$25	\$30	\$32
Reopening Garage	\$50	*	*
No-key Valet Parking	\$25	\$30	\$32
High Occupancy Valet Rate (must valet a minimum of 350 vehicles per month into the garage)	N/A	50% of Daily Maximum	50% of Daily Maximum

The current Special Event rate for each garage is a flat fee per vehicle per entry between the range of \$5 to \$40 per day, as adopted by the San Francisco Municipal Transportation Agency Board on May 20, 2008. The proposed rate will not change.

Moscone Center Garage

* = no change from current rate

Transient rates	Current rate	FY 2015 rate	FY 2016 rate
Midnight-9am hourly	SF <i>park</i> program	*	*
9am-Noon hourly	SF <i>park</i> program	*	*
Noon-3pm hourly	SF <i>park</i> program	*	*
3pm-6pm hourly	SF <i>park</i> program	*	*
6pm-Midnight hourly	SF <i>park</i> program	*	*
Daily Maximum/Lost Ticket	SF <i>park</i> program	*	*
Early Bird (enter before 8:30am, exit before close; does not apply on days when the Moscone Center is hosting a major event)	SF <i>park</i> program	*	*
Enter before 8:30am (stay at least 3 hours)	SF <i>park</i> program	*	*
Exit after 6:30pm (stay at least 3 hours)	SF <i>park</i> program	*	*
Monthly			
Reserved	SF <i>park</i> program	*	*
Regular	SF <i>park</i> program	*	*
Carshare / Car Pool	SF <i>park</i> program	*	*
Other			
Late Monthly Payment	\$25	\$30	\$32
New Account Activation Fee	\$10	\$30	\$32
Access Card Replacement	\$25	\$30	\$32
Reopening Garage	\$50	*	*
No-key Valet Parking	\$25	\$30	\$32
High Occupancy Valet Rate (must valet a minimum of 350 vehicles per month into the garage)	N/A	50% of Daily Maximum	50% of Daily Maximum

The current Special Event rate for each garage is a flat fee per vehicle per entry between the range of \$5 to \$40 per day, as adopted by the San Francisco Municipal Transportation Agency Board on May 20, 2008. The proposed rate will not change.

North Beach Garage

* = no change from current rate

Transient rates	Current rate	FY 2015 rate	FY 2016 rate
0-1 Hour	\$3	*	*
1-2 Hours	\$6	*	*
2-3 Hours	\$9	*	*
3-4 Hours	\$12	*	*
4-5 Hours	\$15	*	*
5-6 Hours	\$18	*	*
6-7 Hours	\$21	*	*
7-8 Hours	\$24	*	*
8-9 Hours	\$27	*	*
9-10 Hours	N/A	\$30	*
Daily Maximum/Lost Ticket	\$27	\$30	*
Early Bird	\$11 (enter before 10 am and exit by 7 pm)	Up to \$16 maximum (enter before 8:30am, exit before close)	*
Motorcycle (daily)	\$5	\$6	*
Monthly			
Reserved	\$500	\$510	*
Regular	\$340	\$350	*
Carshare / Car Pool	\$170	\$175	*
Restricted (weekend and evening: enter after 6pm/exit by 9am next day)	\$75	\$90	*
Motorcycle	\$68	\$70	*
Other			
Late Monthly Payment	\$25	\$30	\$32
New Account Activation Fee	\$10	\$30	\$32
Access Card Replacement	\$25	\$30	\$32
Reopening Garage	\$50	*	*
No-key Valet Parking	\$25	\$30	\$32
High Occupancy Valet Rate (must valet a minimum of 350 vehicles per month into the garage)	N/A	50% of Daily Maximum	50% of Daily Maximum

The current Special Event rate for each garage is a flat fee per vehicle per entry between the range of \$5 to \$40 per day, as adopted by the San Francisco Municipal Transportation Agency Board on May 20, 2008. The proposed rate will not change.

Performing Arts Garage

* = no change from current rate

Transient rates	Current rate	FY 2015 rate	FY 2016 rate
Midnight-9am hourly	SF <i>park</i> program	*	*
9am-Noon hourly	SF <i>park</i> program	*	*
Noon-3pm hourly	SF <i>park</i> program	*	*
3pm-6pm hourly	SF <i>park</i> program	*	*
6pm-Midnight hourly	SF <i>park</i> program	*	*
Daily Maximum/Lost Ticket	SF <i>park</i> program	*	*
Early Bird (enter before 8:30am, exit before close)	SF <i>park</i> program	*	*
Motorcycle (daily)	SF <i>park</i> program	*	*
Enter before 8:30am (stay at least 3 hours)	SF <i>park</i> program	*	*
Exit after 6:30pm (stay at least 3 hours)	SF <i>park</i> program	*	*
Monthly			
Reserved	SF <i>park</i> program	*	*
Regular	SF <i>park</i> program	*	*
Carshare / Car Pool	SF <i>park</i> program	*	*
Mon-Fri	SF <i>park</i> program	*	*
Motorcycle	SF <i>park</i> program	*	*
Other			
Late Monthly Payment	\$25	\$30	\$32
New Account Activation Fee	\$10	\$30	\$32
Access Card Replacement	\$25	\$30	\$32
Reopening Garage	\$50	*	*
No-key Valet Parking	\$25	\$30	\$32
High Occupancy Valet Rate (must valet a minimum of 350 vehicles per month into the garage)	N/A	50% of Daily Maximum	50% of Daily Maximum

The current Special Event rate for each garage is a flat fee per vehicle per entry between the range of \$5 to \$40 per day, as adopted by the San Francisco Municipal Transportation Agency Board on May 20, 2008. The proposed rate will not change.

Polk-Bush Garage

* = no change from current rate

Transient rates	Current rate	FY 2015 rate	FY 2016 rate
0-1 Hour	\$2	*	*
1-2 Hours	\$4	*	*
2-3 Hours	\$6	*	*
3-4 Hours	\$8	*	*
4-5 Hours	\$10	*	*
5-6 Hours	\$12	*	*
6-7 Hours	\$14	*	*
7-8 Hours	\$16	*	*
8-9 Hours	\$18	*	*
9-10 Hours	\$20	N/A	*
Evenings (enter after 6pm and exit by closing)	\$2 per hour \$8 maximum	N/A	*
Daily Maximum/Lost Ticket – 12 hour maximum	\$18	N/A	*
Daily Maximum/Lost Ticket – 24 hour maximum	\$20	\$22.50	*
Early Bird (enter before 9am and exit by 7pm)	\$12	Up to \$16 maximum	*
Overnight (Mon-Fri) (enter after 9pm and exit by 9am next day; closed Sunday)	\$4	\$6	*
Monthly			
Reserved	\$350	\$360	*
Regular	\$225	\$235	*
Carshare / Car Pool	\$110	\$118	*
Restricted (Mon-Sat – during operating hours only)	\$200	\$210	*
Restricted (Mon-Fri evening and Sat – enter after 6pm and exit by 9pm next day; closed Sunday)	\$110	\$120	*
Other			
Late Monthly Payment	\$25	\$30	\$32
New Account Activation Fee	\$10	\$30	\$32
Access Card Replacement	\$25	\$30	\$32
Reopening Garage	\$50	*	*
No-key Valet Parking	\$25	\$30	\$32
High Occupancy Valet Rate (must valet a minimum of 350 vehicles per month into the garage)	N/A	50% of Daily Maximum	50% of Daily Maximum

The current Special Event rate for each garage is a flat fee per vehicle per entry between the range of \$5 to \$40 per day, as adopted by the San Francisco Municipal Transportation Agency Board on May 20, 2008. The proposed rate will not change.

Portsmouth Square Garage

* = no change from current rate

Transient rates	Current rate	FY 2015 rate	FY 2016 rate
0-1 Hour	\$3	*	*
1-2 Hours	\$6	*	*
2-3 Hours	\$9	*	*
3-4 Hours	\$12	*	*
4-5 Hours	\$15	*	*
5-6 Hours	\$18	*	*
6-7 Hours	\$21	*	*
7-8 Hours	\$24	*	*
8-9 Hours	\$27	*	*
9-10 Hours	N/A	*	*
Evenings (enter after 5pm and exit by 4am)	\$3 per hour \$6 maximum	*	*
Daily Maximum/Lost Ticket	\$27	*	*
Monthly			
Reserved	\$500	*	*
Regular	\$370	*	*
Carshare / Car Pool	\$185	*	*
Restricted (Mon-Fri)	\$285	*	*
Restricted (Sat-Sun)	\$75	*	*
Other			
Late Monthly Payment	\$25	\$30	\$32
New Account Activation Fee	\$10	\$30	\$32
Access Card Replacement	\$25	\$30	\$32
Reopening Garage	\$50	*	*
No-key Valet Parking	\$25	\$30	\$32
High Occupancy Valet Rate (must valet a minimum of 350 vehicles per month into the garage)	N/A	50% of Daily Maximum	50% of Daily Maximum

The current Special Event rate for each garage is a flat fee per vehicle per entry between the range of \$5 to \$40 per day, as adopted by the San Francisco Municipal Transportation Agency Board on May 20, 2008. The proposed rate will not change.

St. Mary's Square Garage

* = no change from current rate

Transient rates	Current rate	FY 2015 rate	FY 2016 rate
Midnight-9am hourly	SF <i>park</i> program	*	*
9am-Noon hourly	SF <i>park</i> program	*	*
Noon-3pm hourly	SF <i>park</i> program	*	*
3pm-6pm hourly	SF <i>park</i> program	*	*
6pm-Midnight hourly	SF <i>park</i> program	*	*
Daily Maximum/Lost Ticket	SF <i>park</i> program	*	*
Early Bird (enter before 8:30am, exit before Midnight)	SF <i>park</i> program	*	*
Enter before 8:30am (stay at least 3 hours)	SF <i>park</i> program	*	*
Exit after 6:30pm (stay at least 3 hours)	SF <i>park</i> program	*	*
Monthly			
Reserved	SF <i>park</i> program	*	*
Regular	SF <i>park</i> program	*	*
Carshare / Car Pool	SF <i>park</i> program	*	*
Motorcycle	SF <i>park</i> program	*	*
Other			
Late Monthly Payment	\$25	\$30	\$32
New Account Activation Fee	\$10	\$30	\$32
Access Card Replacement	\$25	\$30	\$32
Reopening Garage	\$50	*	*
No-key Valet Parking	\$25	\$30	\$32
High Occupancy Valet Rate (must valet a minimum of 350 vehicles per month into the garage)	N/A	50% of Daily Maximum	50% of Daily Maximum

The current Special Event rate for each garage is a flat fee per vehicle per entry between the range of \$5 to \$40 per day, as adopted by the San Francisco Municipal Transportation Agency Board on May 20, 2008. The proposed rate will not change.

SF General Hospital Garage

* = no change from current rate

Transient rates	Current rate	FY 2015 rate	FY 2016 rate
0-1 Hour	\$1.50	*	*
1-2 Hours	\$3	*	*
2-3 Hours	\$4.50	*	*
3-4 Hours	\$6	*	*
4-5 Hours	\$7.50	*	*
5-6 Hours	\$9	*	*
6-7 Hours	\$10.50	*	*
7-8 Hours	\$12	*	*
Daily Maximum/Lost Ticket	\$12	*	*
Motorcycle (daily)	\$3	*	*
Monthly			
Regular	\$100	*	*
Restricted evenings	\$50	*	*
Carshare / Car Pool	\$60	*	*
Motorcycle	\$50	*	*
Other			
Late Monthly Payment	\$25	\$30	\$32
New Account Activation Fee	\$10	\$30	\$32
Access Card Replacement	\$25	\$30	\$32
Reopening Garage	\$50	*	*
No-key Valet Parking	\$25	\$30	\$32
High Occupancy Valet Rate (must valet a minimum of 350 vehicles per month into the garage)	N/A	50% of Daily Maximum	50% of Daily Maximum

The current Special Event rate for each garage is a flat fee per vehicle per entry between the range of \$5 to \$40 per day, as adopted by the San Francisco Municipal Transportation Agency Board on May 20, 2008. The proposed rate will not change.

Sutter Stockton Garage

* = no change from current rate

Transient rates	Current rate	FY 2015 rate	FY 2016 rate
Midnight-9am hourly	SF <i>park</i> program	*	*
9am-Noon hourly	SF <i>park</i> program	*	*
Noon-3pm hourly	SF <i>park</i> program	*	*
3pm-6pm hourly	SF <i>park</i> program	*	*
6pm-Midnight hourly	SF <i>park</i> program	*	*
Daily Maximum/Lost Ticket (Mon-Sat)	SF <i>park</i> program	*	*
Daily Maximum/Lost Ticket (Sunday)	SF <i>park</i> program	*	*
Motorcycle (daily)	SF <i>park</i> program	*	*
Enter before 8:30am (stay at least 3 hours)	SF <i>park</i> program	*	*
Exit after 6:30pm (stay at least 3 hours)	SF <i>park</i> program	*	*
Monthly			
Reserved	SF <i>park</i> program	*	*
Regular	SF <i>park</i> program	*	*
Carshare / Car Pool	SF <i>park</i> program	*	*
Motorcycle	SF <i>park</i> program	*	*
Other			
Late Monthly Payment	\$25	\$30	\$32
New Account Activation Fee	\$10	\$30	\$32
Access Card Replacement	\$25	\$30	\$32
Reopening Garage	\$50	*	*
No-key Valet Parking	\$25	\$30	\$32
High Occupancy Valet Rate (must valet a minimum of 350 vehicles per month into the garage)	N/A	50% of Daily Maximum	50% of Daily Maximum

The current Special Event rate for each garage is a flat fee per vehicle per entry between the range of \$5 to \$40 per day, as adopted by the San Francisco Municipal Transportation Agency Board on May 20, 2008. The proposed rate will not change.

Union Square Garage

* = no change from current rate

Transient rates	Current rate	FY 2015 rate	FY 2016 rate
Midnight-9am hourly	SF <i>park</i> program	*	*
9am-Noon hourly	SF <i>park</i> program	*	*
Noon-3pm hourly	SF <i>park</i> program	*	*
3pm-6pm hourly	SF <i>park</i> program	*	*
6pm-Midnight hourly	SF <i>park</i> program	*	*
Daily Maximum/Lost Ticket	SF <i>park</i> program	*	*
Motorcycle (daily)	SF <i>park</i> program	*	*
Enter before 8:30am (stay at least 3 hours)	SF <i>park</i> program	*	*
Exit after 6:30pm (stay at least 3 hours)	SF <i>park</i> program	*	*
Monthly			
Reserved	SF <i>park</i> program	*	*
Regular	SF <i>park</i> program	*	*
Carshare / Car Pool	SF <i>park</i> program	*	*
Motorcycle	SF <i>park</i> program	*	*
Other			
Late Monthly Payment	\$25	\$30	\$32
New Account Activation Fee	\$10	\$30	\$32
Access Card Replacement	\$25	\$30	\$32
Reopening Garage	\$50	*	*
No-key Valet Parking	\$25	\$30	\$32
High Occupancy Valet Rate (must valet a minimum of 350 vehicles per month into the garage)	N/A	50% of Daily Maximum	50% of Daily Maximum

The current Special Event rate for each garage is a flat fee per vehicle per entry between the range of \$5 to \$40 per day, as adopted by the San Francisco Municipal Transportation Agency Board on May 20, 2008. The proposed rate will not change.

Vallejo Street Garage

* = no change from current rate

Transient rates	Current rate	FY 2015 rate	FY 2016 rate
0-1 Hour	\$3	*	*
1-2 Hours	\$6	*	*
2-3 Hours	\$9	*	*
3-4 Hours	\$12	*	*
4-5 Hours	\$15	*	*
5-6 Hours	\$18	*	*
6-7 Hours	\$21	*	*
7-8 Hours	\$24	*	*
8-9 Hours	\$27	*	*
9-10 Hours	N/A	*	*
Daily Maximum/Lost Ticket	\$27	*	*
Early Bird	\$11 (enter before 10am and exit by 7pm)	Up to \$16 maximum (enter before 8:30am, exit before close)	*
Motorcycle (daily)	\$5	\$6	*
Monthly			
Reserved	\$500	*	*
Regular	\$340	*	*
Carshare / Car Pool	\$170	*	*
Restricted (weekend and evening: enter after 6pm, exit by 9am next day)	\$75	*	*
Other			
Late Monthly Payment	\$25	\$30	\$32
New Account Activation Fee	\$10	\$30	\$32
Access Card Replacement	\$25	\$30	\$32
Reopening Garage	\$50	*	*
No-key Valet Parking	\$25	\$30	\$32
High Occupancy Valet Rate (must valet a minimum of 350 vehicles per month into the garage)	N/A	50% of Daily Maximum	50% of Daily Maximum

The current Special Event rate for each garage is a flat fee per vehicle per entry between the range of \$5 to \$40 per day, as adopted by the San Francisco Municipal Transportation Agency Board on May 20, 2008. The proposed rate will not change.

EXHIBIT 7**SUMMARY CAPITAL PROGRAM DESCRIPTIONS**

Accessibility	Plan, design, and construct improvements to improve the accessibility of the transportation system in San Francisco
Bicycle	Educate, plan, design, and construct bicycle facilities such as bike lanes and parking, bike sharing, bike boulevards, and cycletracks
Central Subway	Plan, design, engineer, and construct the Muni Metro T-Third Line Phase II extension to China Town
Facility	Acquire, develop, and/or rehabilitate transit station areas and maintenance facilities used for transit, traffic, and parking operations
Fleet	Purchase buses, trains, and support vehicles for transit and sustainable street needs
Information Technology / Communications	Plan, design, and implement technology infrastructure to improve the efficiency and effectiveness of the SFMTA and provide a better user experience
Parking	Plan, design, rehabilitate, and construct public parking facilities or street infrastructure related to public parking
Pedestrian	Educate, plan, design, and construct pedestrian improvements to promote walking and improve safety
Safety	Plan, design, and implement infrastructure to the maintain and enhance the safety of transportation users and in SFMTA daily operations
School	Plan, design, and engineer improvements to streets in school zones to enable safe travel to school for children who walk and bike
Security	Plan, design, and construct or implement systems to improve the security of the transit system
Taxi	Plan, design, and construct or implement infrastructure and systems to optimize the taxi system in San Francisco to provide better experience
Traffic Calming	Plan, design, and construct street redesign projects to address traffic problems and improve safety for all
Traffic / Signals	Plan, design, engineer, and construct infrastructure and traffic signals to decrease transit travel time and improve mobility and safety of San Francisco roadways
Transit Fixed Guideway	Plan, design, and construct transit improvements to rail track, overhead wires, and train control technology

Transit Optimization / Expansion	Plan, design, engineer, and construct infrastructure to improve travel time and reliability of the transit system, including expansion of the transit system
---	--

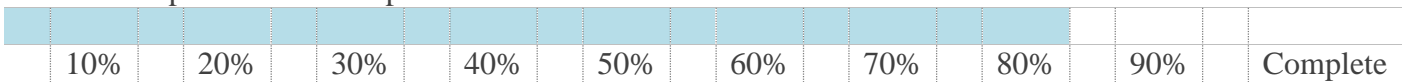
ACCESSIBILITY

Plan, design, and construct improvements to improve the accessibility of the transportation system in San Francisco

Changes from February to March include adding a small amount of funds to do planning work in FY2015.

FY 2015 – FY 2019 CIP Funds Available [Feb 2014]:	\$15.47 m
FY 2015 – FY 2019 CIP Funds Available [Mar 2014]:	\$15.50 m

CIP Development 80% Complete



Proposals and Projects Currently Under Consideration:

- Church Station Elevator Rehabilitation
- Castro Station Elevator CER
- Additional Accessible Stops
- Ramp Taxi Subsidy Program
- Castro Station Elevator Rehabilitation
- Transit Wayfinding Toolkit

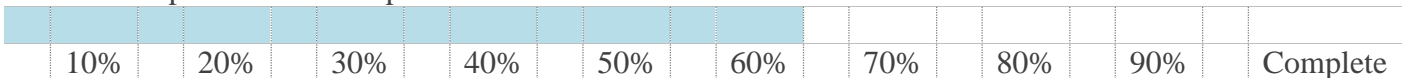
BICYCLE

Educate, plan, design, and construct bicycle facilities such as bike lanes and parking, bike sharing, bike boulevards, and cycletracks

Small changes made to revenue based on project delivery schedule and expected timing of use of Proposition K sales tax dollars.

FY 2015 – FY 2019 CIP Funds Available [Feb 2014]:	\$87.93 m
FY 2015 – FY 2019 CIP Funds Available [Mar 2014]:	\$91.71 m

CIP Development 60% Complete



Proposals and Projects Currently Under Consideration:

- 5th Street Bicycle Lanes
- Bicycle Barometer Installation (3 locations)
- Bicycle Wayfinding-Citywide
- Bike and Pedestrian Project Evaluation: Speed Surveys
- Bike Facility Maintenance - Safe Hits and Green Pavement
- Bike Marketing Campaign
- Bike to Work Month/Bike to Work Day 2015-18
- California Pacific Medical Center--Bicycle Enhancements
- California Pacific Medical Center--26th Street Improvement Study

Downtown Bike Station
 Electronic Bicycle Locker
 Embarcadero Enhancement Project
 Folsom and Essex Streets Pilot
 Green Bike Lanes (four blocks annually)
 Innovative Bike Treatments
 Oak and Fell Bikeways Resurfacing
 Polk St. Northbound Separated Bikeway
 Polk Street Improvement Project
 Polk Street Improvement Project Evaluation
 12 Residential Bike Hangars
 Second Street Bike Lanes
 Second Street Bike Lanes
 Second Street Improvements Education and Enforcement
 SFMTA Garage Unattended Long-Term Bike Parking
 Sharrows - Bike Plan
 Short Term Bike Parking-Citywide
 Wayfinding Pavement Markings
 West Portal Unattended Long-Term Bike Parking
 Wiggle Neighborhood Green Corridor


CENTRAL SUBWAY

Plan, design, engineer, and construct the Muni Metro T-Third Line Phase II extension to China Town.

No changes have been made to this program from February to March.

FY 2015 – FY 2019 CIP Funds Available [Feb 2014]:	\$794.20 m
FY 2015 – FY 2019 CIP Funds Available [Mar 2014]:	\$794.20 m

CIP Development 100% Complete



Proposals and Projects Currently Under Consideration:

Central Subway (project underway – full funding in CIP Period)

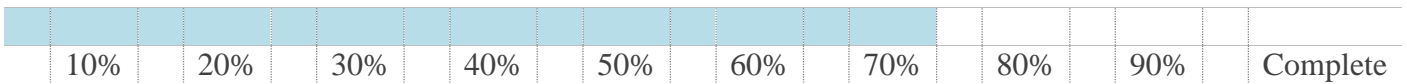
FACILITY

Acquire, develop, and/or rehabilitate transit station areas and maintenance facilities used for transit, traffic, and parking operations

A million dollars of revenue resulting from cost savings of current projects was added.

FY 2015 – FY 2019 CIP Funds Available [Feb 2014]:	\$101.13 m
FY 2015 – FY 2019 CIP Funds Available [Mar 2014]:	\$102.13 m

CIP Development 70 % Complete



Proposals and Projects Currently Under Consideration:

- Woods Wash Racks
- Potrero Shed and Hoists (OP)
- Paint Booth Upgrade
- MME Paint & Body Shop
- Islais Creek Additional Budget Need
- Initial Phases of Burke & Woods Improvements
- Historic Streetcar Storage Tracks
- Facility Purchase for Enforcement Unit (OP)
- Burke Warehouse
- Bancroft - Air Exhaust (OP)
- Woods Lifts & Structural Projects


FLEET

Purchase buses, trains, and support vehicles for transit and sustainable street needs

Updated revenue assumptions for Central Subway light rail vehicle purchase from February to March.

FY 2015 – FY 2019 CIP Funds Available [Feb 2014]:	\$1,060.00 m
FY 2015 – FY 2019 CIP Funds Available [Mar 2014]:	\$1,070.00 m

CIP Development 95% Complete



Proposals and Projects Currently Under Consideration:

- Rehabilitate Historic Streetcars
- Light Rail Vehicle Component Rehab
- Vehicle Overhauls (TSIP)
- Replace 5 Paratransit Vans
- Replace 35 22' Paratransit Vans
- Replace 60 New Flyer 60' Trolley Coaches (2015)
- Replace 26 Neoplan 60' Buses (2014)
- Replace 50 Neoplan 40' Buses (2014)
- Cable Car Renovation
- Replace 34 Neoplan 40' Motor Coaches (2015)
- Replace 41 Neoplan 40' Motor Coaches (2016)
- Replace 30 Neoplan 40' Motor Coaches (2017)
- Replace 50 Neoplan 40' Motor Coaches (2018)
- Replace 56 Orion 40' Motor Coaches (2019)
- Replace 50 Neoplan 60' Motor Coaches (2015)
- Replace 48 Neoplan 60' Motor Coaches (2015)
- Replace 50 ETI 40' Trolley Coaches (2015)
- Replace 50 ETI 40' Trolley Coaches (2016)

- Replace 50 ETI 40' Trolley Coaches (2017)
- Replace 40 ETI 40' Trolley Coaches (2018)
- Replace 33 ETI 60' Trolley Coaches (2018)
- Replace 30 Orion 30' Motor Coaches (2019)
- Replace Paratransit Mini Vans
- Cable Car Renovation
- Replace 8 Neoplan 40' Buses
- Upgrade 17 Trolley Coaches (40'-60')
- Expand Motor Coach 60' by 22
- Expand Motor Coach 60' by 21
- Expand Motor Coach 60' by 19
- Expand Light Rail Fleet by 24 Vehicles

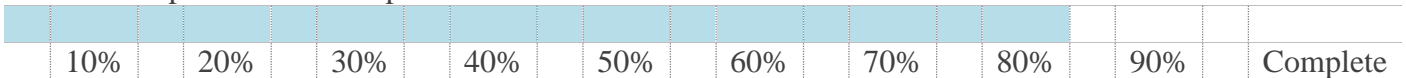
INFORMATION TECHNOLOGY/COMMUNICATIONS

Plan, design, and implement technology infrastructure to improve the efficiency and effectiveness of the SFMTA and provide a better user experience

No changes have been made to this program from February to March.

FY 2015 – FY 2019 CIP Funds Available [Feb 2014]: \$25.77 m
 FY 2015 – FY 2019 CIP Funds Available [Mar 2014]: \$25.77 m

CIP Development 80 % Complete



Proposals and Projects Currently Under Consideration:

- Agency Migration to VoIP Telephony
- Replace Clipper Reader on Vehicles
- Agency Wide Wi-Fi Infrastructure

PARKING

Plan, design, rehabilitate, and construct public parking facilities or street infrastructure related to public parking

Difference between February and March is that six million of FY2014 dollars were booked into projects.

FY 2015 – FY 2019 CIP Funds Available [Feb 2014]: \$35.00 m
 FY 2015 – FY 2019 CIP Funds Available [Mar 2014]: \$29.00 m

CIP Development 80% Complete



Proposals and Projects Currently Under Consideration:

- Parking Garage Seismic Retrofit
- Parking Garage Mechanical Improvements
- Parking Garage Structural Improvements

Parking Garage Access and Revenue Control System (PARCS)
 Parking Garage Architectural Improvements
 Parking Garage Electrical Improvements
 Parking Garage ADA Compliance

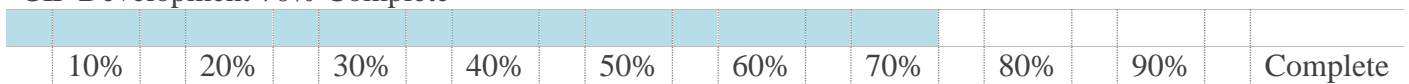
PEDESTRIAN

Educate, plan, design, and construct pedestrian improvements to promote walking and improve safety

Approximately ten million dollars of developer impact fee revenue was added.

FY 2015 – FY 2019 CIP Funds Available [Feb 2014]: \$68.71 m
 FY 2015 – FY 2019 CIP Funds Available [Mar 2014]: \$79.92 m

CIP Development 70% Complete



Proposals and Projects Currently Under Consideration:

- Folsom Street Streetscape
- 6th Street Improvements Project
- 6th Street Improvements Project
- 7th Street Streetscape
- Howard Street Pilot Project
- 8th Street Streetscape
- Walk First CIP-Phase 1 (Placeholder)
- Walk First CIP-Phase 2 (Placeholder)
- Columbus Ave Ped Improvements
- Open Closed Crosswalk at Hayes and Pierce Street - Pedestrian Improvements
- Crossing Guard Assessments
- Citywide Pedestrian Crossing Timing Update
- North of Market Signal Update
- SOMA Signal Update
- Vicente St Intersection Improvements
- Vicente-West Portal Bulbouts
- San Jose at Dolores Crosswalk
- Turk at Webster Pedestrian Improvements
- Dolores and Liberty Uncontrolled Crosswalk Improvements
- Pedestrian Improvements Upper Market
- Pedestrian Improvements-Franklin & Gough Intersections Placeholder
- Crosswalk Re-Opening Fell & Franklin
- Re-Opening Crosswalks at Hayes and Pierce
- Pedestrian Safety Spot Improvements (must be within a block radius of Octavia)

SAFETY

NOTE: Projects from the Safety Capital Program will be moved to other Capital Programs based on the type of improvement resulting in the elimination of Safety as a separate Capital Program.

Plan, design, and implement infrastructure to the maintain and enhance the safety of transportation users and in SFMTA daily operations

Added Transit Spot Improvement project and associated revenue to the Safety Program.

FY 2015 – FY 2019 CIP Funds Available [Feb 2014]: \$18.20 m
 FY 2015 – FY 2019 CIP Funds Available [Mar 2014]: \$27.40 m

CIP Development 60% Complete



Proposals and Projects Currently Under Consideration:

- OSHA Compliance Fall Protection
- Bicycle Safety Education Classes (Bicycle)
- Laguna Honda and Woodside - Lane Realignment
- MERV - Mobile Emergency Response Vehicle Program
- Miscellaneous Rail Restriping
- Transit Spot Improvements


SCHOOL

Plan, design, and engineer improvements to streets in school zones to enable safe travel to school for children who walk and bike

Revenue from new Alternative Transportation Program added.

FY 2015 – FY 2019 CIP Funds Available [Feb 2014]: \$4.50 m
 FY 2015 – FY 2019 CIP Funds Available [Mar 2014]: \$5.97 m

CIP Development 80% Complete



Proposals and Projects Currently Under Consideration:

- Alamo Elementary SRTS
- James Denman Middle School
- Tenderloin Safe Routes to School
- Longfellow Elementary School
- Jean Parker SR2S Project (Broadway at Powell)
- Redding School Pedestrian Safety
- Cesar Chavez SR2S Project
- Bessie Carmichael School Improvements
- John Yehall Chin School Improvements


SECURITY

Plan, design, and construct or implement systems to improve the security of the transit system

The only change between February and March is the addition of \$600K of developer impact fees.

FY 2015 – FY 2019 CIP Funds Available [Feb 2014]: \$29.19 m
 FY 2015 – FY 2019 CIP Funds Available [Mar 2014]: \$29.79 m

CIP Development 65 % Complete



Proposals and Projects Currently Under Consideration:

- OPACK-TLO Counter-Terrorism Operations
- Enforcement and Traffic Safety Measures Pacific and California Campuses for PCOs
- Subway Tunnel Catacombs Security Enhancement
- iWatch/ELERTS
- Emergency Communications, Power and Common Operating Picture
- IPICS: Interoperability and Collaboration System: Phase I
- Security and Emergency Management Vehicle
- ShakeAlert: Earthquake Early Warning System - Phase I
- Threats and Vulnerabilities Mitigation

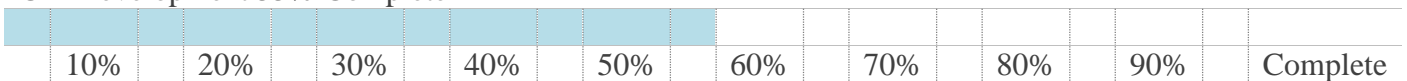
TAXI

Plan, design, and construct or implement infrastructure and systems to optimize the taxi system in San Francisco to provide better experience

No changes have been made to this program from February to March.

FY 2015 – FY 2019 CIP Funds Available [Feb 2014]: \$5.01 m
 FY 2015 – FY 2019 CIP Funds Available [Mar 2014]: \$5.01 m

CIP Development 55% Complete



Proposals and Projects Currently Under Consideration:

- ETA Hardware Procurement
- SFO Ground Transportation Management System (SFO-GTMS) Contribution
- ZEN Taxi Program

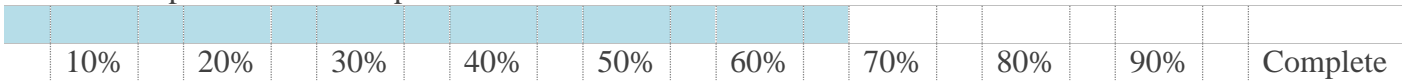
TRAFFIC CALMING

Plan, design, and construct street redesign projects to address traffic problems and improve safety for all

Small changes made to revenue based on project delivery schedule and expected timing of use of Proposition K sales tax dollars.

FY 2015 – FY 2019 CIP Funds Available [Feb 2014]: \$45.37 m
 FY 2015 – FY 2019 CIP Funds Available [Mar 2014]: \$45.62 m

CIP Development 65 % Complete



Proposals and Projects Currently Under Consideration:

- Bay Street Speed Hump
- Buena Vista Traffic Calming Project - Phase 3
- Central Richmond Traffic Calming
- Clayton Area Wide Traffic Calming - Implementation
- Dewey Boulevard Area Traffic Calming
- Green Connections - Sunnydale
- Green Connections - Page St
- Green Connections - 22nd St
- Green Connections - Eastern Neighborhoods TBD
- Inner Sunset
- Laurel Heights / Jordan Park Traffic Calming
- Mansell Corridor Improvement
- Masonic Avenue Streetscape
- Minna Natoma Home Zone
- SoMa/Tenderloin Policy and Project Coordination
- North Bernal Heights TC
- North Bernal Heights TC
- St. Francis Wood TC
- St. Francis Wood TC
- Sunnyside TC
- Sunnyside TC
- West Portal TC
- West Portal TC


TRAFFIC/SIGNALS

Plan, design, engineer, and construct infrastructure and traffic signals to decrease transit travel time and improve mobility and safety of San Francisco roadways

Small changes made to revenue based on project delivery schedule and expected timing of use of Proposition K sales tax dollars.

FY 2015 – FY 2019 CIP Funds Available [Feb 2014]: \$61.82 m
 FY 2015 – FY 2019 CIP Funds Available [Mar 2014]: \$62.57 m

CIP Development 90% Complete

Proposals and Projects Currently Under Consideration:

8th / Natoma New Signal
 As Needed Traffic Signal Conduit Installation/Repair - FY14
 PCS 3 Signals (18)
 PCS In-House Installation (8) - FY14
 Franklin/Divisadero Corridor Signal Upgrade (31)
 Masonic Corridor Signal Upgrade (5)
 Eddy/Ellis Signal Upgrade (3) Lifeline Grant
 South Van Ness Ave Conduit Installation (4)
 Muni System Transit Signal Priority Projects- Phase 1 (2070)
 Traffic Signal Upgrades - Various Transit Locations
 Traffic Signal Visibility Upgrades In-House (12) - FY14
 Gough Corridor Signal Upgrade (14)
 Polk Corridor Signal Upgrade (14)
 Traffic Signal Visibility Upgrades In-House (12) - FY15
 Replace Video Detection on 3rd Street (12) - Phase 1
 Muni System Transit Signal Priority Projects- Phase 2 (2070)
 7th/Lincoln Signal Modification Supplementary Funds
 HSIP New Signals (3) FY15
 Joint Opportunities - Signal Upgrade FY 15
 Signal Actuation on Major Streets
 As Needed Traffic Signal Conduit Installation/Repair - FY15
 PCS In-House Installation (8) - FY16
 19th Avenue Phase 3 (9)
 Joint Opportunity Funds - New Signals FY16
 As Needed Traffic Signal Conduit Inst/Repair - FY16
 Replace Video Detection on 3rd Street (12) - Phase 2
 Joint Opportunities - Signal Upgrade FY16
 South Van Ness Signal Upgrade (12)
 PCS In-House Installation (8) - FY17
 Traffic Signal Visibility Upgrds In-House (12) - FY17
 Replace Video Detection on 3rd Street (20) - Phase 3
 Joint Opportunities - Signal Upgrade FY17
 Great Highway Traffic Signal Upgrade
 Traffic Signal Controller Upgrade
 As Needed Traffic Signal Conduit Inst/Repair - FY18
 Contract 64 - New Traffic Signals Design
 PCS In-House Installation (8) - FY18
 Joint Opportunity Funds - New Signals FY18
 Traffic Signal Visibility Upgrades In-House (12) FY18
 Replace Video Detection on 3rd Street (20) - Phase 4
 Joint Opportunities - Signal Upgrade FY18

New Traffic Signs FY16
 New Traffic Signs FY18
 New Pavement Markers FY16
 New Pavement Markers FY18
 Signal Actuation on Major Streets FY17- CON
 Muni System Transit Signal Priority Projects- Phase 3 Vehicle Equipment

TRANSIT FIXED GUIDEWAY

Plan, design, and construct transit improvements to rail track, overhead wires, and train control technology

No change in revenue from February to March.

FY 2015 – FY 2019 CIP Funds Available [Feb 2014]: \$237.46 m
 FY 2015 – FY 2019 CIP Funds Available [Mar 2014]: \$237.46 m

CIP Development 95% Complete



Proposals and Projects Currently Under Consideration:

- Muni Metro Signal Standardization
- Replacement of LRV Antenna
- ATCS Replacement Parts
- Cable Car Barn-Propulsion Gear Boxes
- 5 Fulton Curb Ramp - Local Match
- Blue Light Phone Support for Tunnel Portion
- Cable Car Rehab - Local Match
- Cable Car Lines: Replace all Preempts with Magnetic Switches
- Market Street F-Line Track Pavement Repair
- Repair of Special Trackwork at Miscellaneous Locations (Surface)
- Cable Car Lines: Rebuild Track Switches at 16 Locations
- Rail Grinding FY15
- Rail Grinding FY16
- Rail Grinding FY17
- Rail Grinding FY18
- Rail Grinding FY19
- Ultrasonic Rail Testing
- Upgrade System Feeder Book and Maps Into Digital Format
- Subway Replacement Wiring
- Muni Metro Track Switch Machines
- Build Backup VCC
- Special Trackwork Replacement in the Subway
- Divide Feeder Circuit Carl 11
- San Jose Substation Upgrade Phase I
- Castro Crossover Circuit Upgrades

Replacement of Manual Trolley Switch System for Street and Yard Operations
 Cable Car Automatic Transfer Switch
 Subway Track Fastener Replacement
 M-Line Curve Tracks at 19th Ave & Rossmoor
 Pole Replacement on 21 Trolley Lines
 L-Line Track Replacement Project

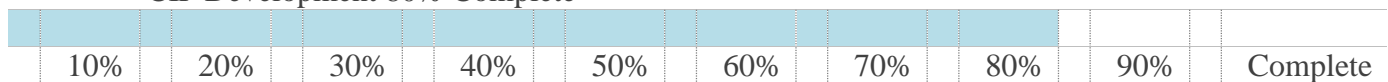
TRANSIT OPTIMIZATION/EXPANSION

Plan, design, engineer, and construct infrastructure to improve travel time and reliability of the transit system, including expansion of the transit system

State of good repair components of major expansion projects were added to this program, along with their associated revenue.

FY 2015 – FY 2019 CIP Funds Available [Feb 2014]: \$479.81 m
 FY 2015 – FY 2019 CIP Funds Available [Mar 2014]: \$562.44 m

CIP Development 80% Complete



Proposals and Projects Currently Under Consideration:

- 1 California Travel Time Reduction Project
- TEP Group 1 Design Various Lines (10, 14, 30, 5,71, 8X, 9, N)
- 10 Sansome Contraflow Lanes and Overhead Wire
- 14 Mission TEP Travel Time Reduction Project: Segment 1 Downtown
- 14 Mission TEP Travel Time Reduction Project: Segment 2 Inner Mission
- Treasure Island Intermodal Station
- 14 Mission TEP Travel Time Reduction Project: Segment 3 Outer Mission
- Emerging Transit Projects
- Transit Optimization and Expansion Reserve (and MTC TPI Match)
- Rail Network Bottleneck Removal
- 14 Mission TEP Travel Time Reduction Project: Segment 3 Outer Mission
- 22 Fillmore - Segment 1A (Bryant to Church on 16th)
- 22 Fillmore on 16th Street Segment 1B: TTRP and Route Extension to Mission Bay
- 28 19th Avenue TEP Travel Time Reduction Project: Segment 1
- 30 Stockton Travel Time Reduction Project Segment 2 (Final Design and Construction)
- 22 Fillmore Segment 2 (on Fillmore) Travel Time Reduction Project
- Transit Bulbs at 22nd Ave & Irving Coordinated with Paving
- 28 19th Avenue Segment 2 (in Marina) Travel Time Reduction Project
- 30 Stockton Travel Time Reduction Project Segment 2 (Final Design and Construction)
- 30 Stockton Segment 1 (west of Van Ness) Travel Time Reduction Project
- 5 Fulton TEP Travel Time Reduction - Segment 1 from 25th Avenue to the Great Highway
- 5 Fulton TEP TTRP with Local/Limited Bypass Wires: Segment 3 from Arguello to Market
- 71 Haight TEP Travel Time Improvement Project - Segment 1A (Haight Street) w/Paving
- 71 Haight Overhead Wire Infrastructure on Stanyan
- 71 Haight TEP Travel Time Improvement Project - Segment 1b (Haight Street)

5 Fulton TEP Travel Time Reduction Project: Segment 2 from Arguello to 25th Avenue
71 Haight Travel Time Improvement Project - Segment 1b (Haight Street)
71 Haight Overhead Wire Infrastructure on Stanyan
8X Bayshore Express Travel Time Reduction Bus Bulbs
8X TEP Travel Time Reduction Project South of Freeway Express Segment
9 San Bruno TEP Travel Time Reduction Project - Segment 1
9 San Bruno TEP Travel Time Reduction Project - Segment 2
Bicycle and Pedestrian Safety Coordination with TEP Groups 1 and 2
J Church TEP Travel Time Reduction Project
Transit Bulbs on Columbus Street coordinated with paving
Customer First: Vehicle Branding on multiple lines
Customer First: Information Panels on multiple lines
Customer First: Stop Enhancements on multiple lines
Customer First: Colored Lanes on multiple lines
Geary Bus Rapid Transit
Customer First: Colored Lanes on multiple lines
Customer First: Next Bus on multiple lines
Geary Bus Rapid Transit
Harney Way / Geneva Avenue Bus Rapid Transit
Hunters Point Transit Center
L Taraval TEP Travel Time Reduction Project
Transit Bulbs on Irving near Judah Coordinate with Paving
K Ingleside TEP Travel Time Reduction Project
N Judah Travel Time Reduction Project
M Line / 19th Ave
M Ocean View Segment 1 (West Portal to 19th Av) Travel Time Reduction Project
M Ocean View Segment 2 (East of 19th Av) Travel Time Reduction Project
Market Street - Ped and Bike Improvements
Market Street - Signal Upgrades
Market Street - Rail Upgrades
Market Street - Ped and Bike Improvements
Transit Bulbs on McAllister Street
Transit Bulbs on Sloat Coordinated with Paving
TEP TTRP Planning and Conceptual Engineering for TTRP Groups 1 and 2
Traction Power Study
Van Ness Bus Rapid Transit
Waterfront Transportation Assessment