



Mayor's Transportation Task Force 2030

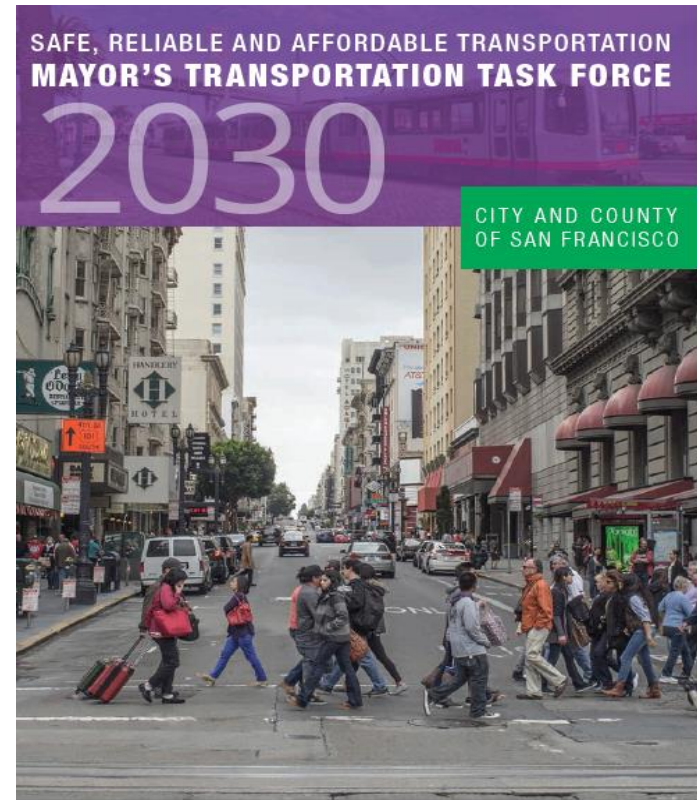
July 7, 2016



Transportation Task Force 2030

Developed a comprehensive roadmap to maintain the city's streets and make Muni and other transportation systems more reliable

- Developed a coordinated set of priorities and actionable recommendations for the near- and long-term
- Connected these priorities to existing and new funding sources



The Challenge



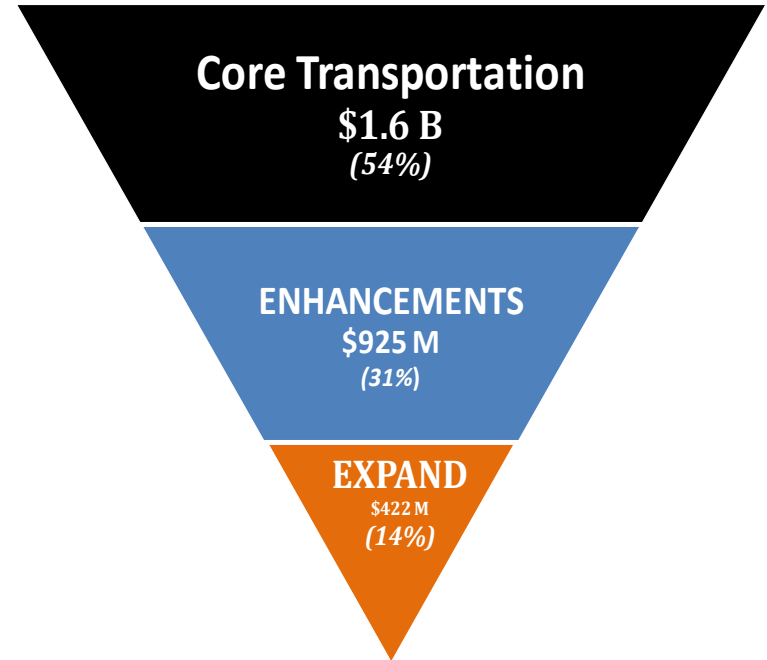
Recommendations Overview

- **Recommendation 1**: Invest in programs with greatest positive impact to maintain, enhance and expand the City's transportation system.
- **Recommendation 2**: Pursue three revenue sources that when combined, address a significant percentage of transportation improvements.
- **Recommendation 3**: Support regional, state and federal policies that will increase funding to City transportation capital improvements.

Recommendation 1: Address Need Strategically

Use revenue generated from new sources to:

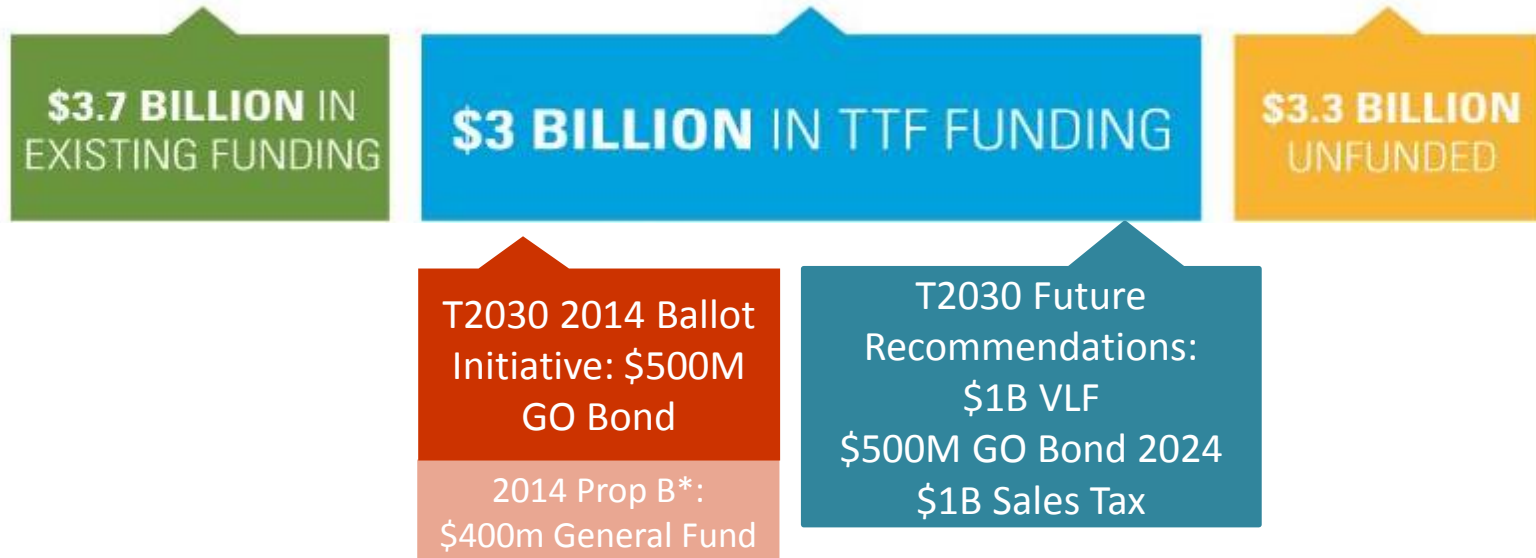
- ▣ Maintain core infrastructure
- ▣ Enhance existing networks
- ▣ Expand to accommodate growth across City and regional transportation agencies and providers.



15 Year Investment Plan (2013 dollars, in millions)	Total Need	Funds Identified	Unfunded Need	Proposed 2030 Spending	% Funded (after 2030 contribution)
Core System	\$ 6,670	\$ 3,609	\$ 3,061	\$ 1,608	75%
Enhanced System	\$ 1,682	\$ 191	\$ 1,491	\$925	66%
Expanded System	\$ 1,332	-	\$ 1,332	\$ 422	32%
Total	\$ 9,683	\$ 3,800	\$ 5,884	\$ 2,955	70%

Recommendation 2: Pursue New Local Revenue

\$10 BILLION TRANSPORTATION FUNDING NEED THRU 2030



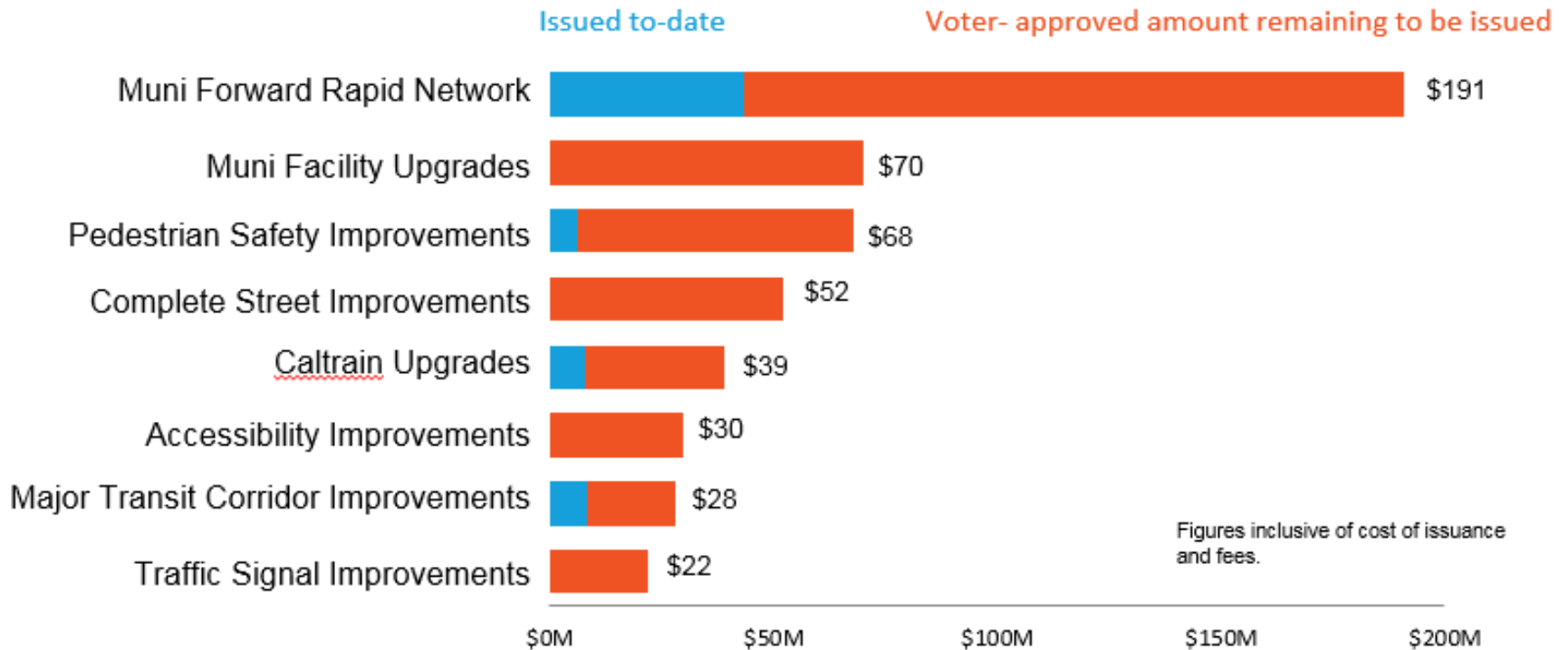
* After the release of the Task Force's findings, in November 2014, voters approved Prop B, which increased the general fund set-aside to SFMTA to improve Muni and increase safety.

Funding Approved Since Task Force

- ❑ **\$500M G.O. bond for Transportation** passed by voters in November 2014 with almost 72% approval
- ❑ Voters also approved an increase to SFMTA's **general fund set-aside**, to improve Muni and make streets safer
- ❑ New **Transportation Sustainability Fee** to ensure new development pays for its impacts on the transportation system
- ❑ Together, represent a critical investment in vital infrastructure and meaningful, lasting improvements



What the 2014 GO Bond Funds





Highlights of Work since Task Force: Transit


- ▣ Delivered reliability and speed improvements on the rapid network
- ▣ Launched four new routes & increased service on 34 routes
- ▣ Nearly 20 new buses on order
- ▣ Continuing Free Muni for low-moderate income youth, seniors & people with disabilities
- ▣ Implementing Muni Equity Strategy
- ▣ City contribution for Caltrain safety & reliability improvements





Highlights of Work since Task Force: Safer Streets

- Completed bicycle spot improvements at 12 locations, with over a dozen more on the way
- Improved safety for students travel to and from 20 schools
- Implemented quick and effective pedestrian safety measures at nearly 500 locations
- Advanced design of improved signals for high injury intersections
- Designing major safety improvements on the high injury corridors



Upcoming Plans for 2014 Voter-Approved Revenue

- Improve transit reliability on many on the City's most heavily used routes
- Make major facility upgrades to house Muni's expanded fleet of buses
- Plan and design more than 20 new projects to advance Vision Zero
- Overhaul buses and LRV's to reduce the frequency of breakdowns that disrupt service
- Expand our Paratransit fleet and rehabilitate escalators to better serve people with disabilities



Recommendation 3: Support regional, state and federal policies that increase funding to City

- Cap and Trade Program: secured \$41m for Muni Light Rail Vehicles and recently applied for \$156m more
- Supported FTA Core Capacity requests for Caltrain Electrification and BART Transbay program
- Federal FAST Act preserves stable federal transportation funding over 5 years
- Supporting BART's \$3.5 billion GO Bond in 2016



2016 Revenue Measure

Draft Charter Amendment Programs

Program	Percent	Administering Entity
Transit Service and Affordability	10%	SFMTA
Muni Fleet, Facilities and Infrastructure	20%	SFMTA
Transit Optimization and Expansion	10%	SFCTA
Regional Transit	15%	SFCTA
Vision Zero Safer and Complete Streets	10%	SFCTA
Street Resurfacing	35%	Public Works

- Assume ~\$100m/year total, for 25 years