



Quarterly Report to SFMTA Bond Oversight Committee

January - March 2015 (Q3)
San Francisco Municipal Transportation Agency



SFMTA
Municipal
Transportation
Agency

[Page Blank]

Table of Contents

Overview.....	1
Bond Expenditures	3
Series 2012B.....	5
Series 2013.....	7
Series 2014.....	9
Project Status Reports.....	11
9 th and Division Improvements.....	12
33 Stanyan Overhead Replacement.....	14
Above Grade PCS & Signal Visibility Improvement.....	16
Balboa Streetscape	18
Bicycle Parking	20
Bicycle Strategy Capital Projects - Oak and Fell Bikeways Resurfacing.....	22
Bicycle Strategy Capital Projects - Polk Street Northbound Separated Bikeway	24
Bicycle Strategy Capital Projects – Wiggle Neighborhood Green Corridor.....	26
Broadway Chinatown Streetscape	28
C3 Blue Light Emergency Phone Replacement	30
Church and Duboce Project	32
Excelsior and South Bernal Area Wides.....	34
Franklin Street Bulbouts.....	36
Geary-Gough Peter Yorke Bulbout.....	38
Gough Street Pedestrian Improvements	40
Masonic Avenue Streetscape.....	42
Muni Green Center Roof Rehabilitation.....	44
Muni Metro Sunset Tunnel Rail Rehabilitation.....	46
Muni Metro Turnback Rail Rehabilitation	48
Muni Metro Turnback Water Intrusion Mitigation.....	50
Muni Metro Twin Peaks Tunnel Rail Replacement	52
Operator Restrooms (Operator Convenience Facilities Phase I).....	54
Operator Convenience Facilities Phase II.....	56
Parking Garage Projects	58
Pedestrian Countdown Signals Design.....	60
Persia Triangle Street Improvements.....	62

Polk Streetscape	64
Procurement of New Light Rail Vehicles (LRV4)	66
Safe Routes to School Projects – Alamo Elementary.....	68
Safe Routes to School Projects – Denman	70
Safe Routes to School Projects – Tenderloin.....	72
Traffic Calming Improvements - Applications	74
Traffic Calming Improvements - Area Wide.....	76
Traffic Calming Improvements – Backlog Spot Improvement.....	78
Traffic Calming Improvements - Site Specific.....	80
Transit Spot Improvement - 24th Street & Castro Bus Bulb Construction	82
Transit Spot Improvement – Columbus Bus Bulb.....	84
Transit Spot Improvement - 5 Fulton Mid Route Phase I	86
Transit Spot Improvement - 5 Fulton Outer Route	88
Van Ness Station Elevator Modernization	90

Note: The project budgets for Elevator Modernization at Multiple Parking Garages, Japan Center Garage Ventilation, Golden Gateway Garage Ventilation and Sutter Stockton Garage Ventilation were created in March 2015. A quarterly progress report will be submitted for each of these projects during the fourth quarter.

Overview

This report to the San Francisco Municipal Transportation Agency (SFMTA) Bond Oversight Committee (BOC) covers the period through the third quarter of FY14/15, which ended on March 31, 2015.

The following Series' numbers reflect transactions through March 31, 2015, the end of the third quarter of FY14/15:

SERIES 2012B SFMTA REVENUE BOND RECAP	
TOTAL AMOUNT BONDS PAID TO DATE	\$20,771,557
AMOUNT ENCUMBERED	\$1,141,547
REMAINING BALANCE	\$3,786,896
GRAND TOTAL	\$25,700,000

SERIES 2013A SFMTA REVENUE BOND RECAP	
TOTAL AMOUNT BONDS PAID TO DATE	\$11,519,102
AMOUNT ENCUMBERED	\$8,071,338
REMAINING BALANCE	\$55,409,560
GRAND TOTAL	\$75,000,000

SERIES 2014A SFMTA REVENUE BOND RECAP	
TOTAL AMOUNT BONDS PAID TO DATE	\$190
AMOUNT ENCUMBERED	\$2,281,757
REMAINING BALANCE	\$72,718,053
GRAND TOTAL	\$75,000,000

[Page Blank]

Bond Expenditures

[Page Blank]

Bond Summary - FY2015 Q3 Expenditures

Series 2012B Bonds

Issued on July 11, 2012

Series 2012B Bonds									Project Budget			Project Expenditures			TOTAL PROJECT BALANCE
ORIGINAL AMOUNT	REVISED AMOUNT ¹	PROJECT	BOND FUNDING	TO BE ALLOCATED BY PROGRAM	BONDS PAID Jan 2015-March 2015	TOTAL BONDS PAID	ENCUMBERED	BOND AMOUNT AVAILABLE	SERIES 2012B BONDS	OTHER FUNDING	TOTAL	SERIES 2012B BONDS	OTHER FUNDING	TOTAL	
		Balboa Streetscape	126,242		-	126,234	-	8	126,242	-	126,242	126,234	-	126,234	8
		Bicycle Parking	750,000		13,253	296,685	445,692	7,623	750,000	-	750,000	296,685	-	296,685	453,315
		Bicycle Strategy Capital Projects – Polk Street Northbound Separated Bikeway	509,725		-	481,267	-	28,458	509,725	799,275	1,309,000	481,267	721,497	1,202,764	106,236
		Church and Duboce Project	44,180		9,760	37,466	-	6,714	44,180	384,903	429,083	37,466	235,345	272,811	156,272
		Exploratorium Crosswalk	250,000		-	250,000	-	-	250,000	-	250,000	250,000	-	250,000	-
		Franklin Street Bulbouts	48,767		-	48,508	-	259	48,767	250,000	298,767	48,508	71,113	119,621	179,146
		Geary-Gough Peter Yorke Bulbout	183,499		6,257	103,744	-	79,755	183,499	-	183,499	103,744	-	103,744	79,755
		Gough Street Pedestrian Improvements	437,587		10,164	113,998	278,682	44,907	437,587	-	437,587	113,998	-	113,998	323,589
		Van Ness Station Elevator Modernization	750,000		-	-	-	750,000	750,000	-	750,000	-	-	-	750,000
\$1,500,000	\$1,912,413	Systemwide Transit Access and Reliability Program TOTAL	\$3,100,000	(\$1,187,587)	\$39,434	\$1,457,902	\$724,374	\$917,724	\$3,100,000	\$1,434,178	\$4,534,178	\$1,457,902	\$1,027,955	\$2,485,857	\$2,048,321
		Muni Metro Sunset Tunnel Rail Rehabilitation	900,000		-	900,000	-	-	900,000	24,938,024	25,838,024	900,000	8,593,366	9,493,366	16,344,658
\$900,000	\$2,175,035	Muni Metro Sunset Tunnel Rail Rehabilitation TOTAL	\$900,000	\$1,275,035	-	\$900,000	-	-	\$900,000	\$24,938,024	\$25,838,024	\$900,000	\$8,593,366	\$9,493,366	\$16,344,658
		Muni Metro Turnback Rail Rehabilitation	1,684,926		-	1,635,366	-	49,560	1,684,926	97,199	1,782,125	1,635,366	97,199	1,732,565	49,560
		Muni Metro Turnback Water Intrusion Mitigation	500,000		-	462,112	-	37,888	500,000	233,819	733,819	462,112	233,819	695,931	37,888
\$3,000,000	\$2,097,478	Muni Metro Turnback Rehabilitation TOTAL	\$2,184,926	(\$87,448)	-	\$2,097,478	-	\$87,448	\$2,184,926	\$331,018	\$2,515,944	\$2,097,478	\$331,018	\$2,428,496	\$87,448
		Muni Green Center Rail Rehabilitation	2,100,000		-	2,100,000	-	-	2,100,000	37,290,002	39,390,002	2,100,000	9,886,747	11,986,747	27,403,255
		Muni Green Center Roof Rehabilitation	6,239,574		57,638	6,193,488	19,115	26,971	6,239,574	551,000	6,790,574	6,193,488	461,650	6,655,138	135,436
\$7,200,000	\$8,339,574	Muni Green Light Rail Facility Rehabilitation TOTAL	\$8,339,574	-	\$57,638	\$8,293,488	\$19,115	\$26,971	\$8,339,574	\$37,841,002	\$46,180,576	\$8,293,488	\$10,348,397	\$18,641,885	\$27,538,691
		n/a	-		-	-	-	-	-	-	-	-	-	-	-
\$1,600,000	-	Muni System Radio Replacement Project TOTAL	-	-	-	-	-	-	-	-	-	-	-	-	-
		C3 Integrated Systems Replacement	6,175,500		-	6,175,500	-	-	6,175,500	33,107,613	39,283,113	6,175,500	23,218,940	29,394,440	9,888,673
\$6,500,000	\$6,175,500	Muni Metro System Public Announcement and Public Display System Replacement TOTAL	\$6,175,500	-	-	\$6,175,500	-	-	6,175,500	33,107,613	39,283,113	6,175,500	23,218,940	29,394,440	9,888,673
		Parking Garage Projects	4,347,311		172,460	1,847,189	398,058	2,102,064	4,347,311	1,722,431	6,069,742	1,847,189	523,847	2,371,036	3,698,706
\$5,000,000	\$5,000,000	Parking Garage Projects TOTAL	\$4,347,311	\$652,689	\$172,460	\$1,847,189	\$398,058	\$2,102,064	\$4,347,311	\$1,722,431	\$6,069,742	\$1,847,189	\$523,847	\$2,371,036	\$3,698,706
\$25,700,000	\$25,700,000	PROJECTS	\$25,047,311	\$652,689	\$269,532	\$20,771,557	\$1,141,547	\$3,134,207	\$25,047,311	\$99,374,266	\$124,421,577	\$20,771,557	\$44,043,523	\$64,815,080	\$59,606,497

TOTAL (Bond Funding + To Be Allocated) \$25,700,000

SERIES 2012B SFMTA REVENUE BOND RECAP	
TOTAL AMOUNT BONDS PAID TO DATE	\$20,771,557
AMOUNT ENCUMBERED	\$1,141,547
REMAINING BALANCE	\$3,786,896
GRAND TOTAL	\$25,700,000

INTEREST EARNED through March 31, 2015 \$270,612

¹ Revised Amounts based on 2/13/2015 Memo to the SFMTA Board

[Page Blank]

Bond Summary - FY2015 Q3 Expenditures

Series 2013 Bonds

Issued on November 13, 2013

Series 2013A Bonds									Project Budget			Project Expenditures			TOTAL PROJECT BALANCE
ORIGINAL AMOUNT	REVISED AMOUNT ¹	PROJECT	BOND FUNDING	TO BE ALLOCATED BY PROGRAM	BONDS PAID Jan 2015-March 2015	TOTAL BONDS PAID	ENCUMBERED	BOND AMOUNT AVAILABLE	SERIES 2013A BONDS	OTHER FUNDING	TOTAL	SERIES 2013A BONDS	OTHER FUNDING	TOTAL	
		9th and Division Improvements	100,000		-	-	-	100,000	100,000	-	100,000	-	-	-	100,000
		Above Grade PCS & Signal Visibility Improvement	451,000		6,419	6,419	278,000	166,581	451,000	-	451,000	6,419	-	6,419	444,581
		Excelsior & South Bernal Area Wides	569,255		-	-	239,522	329,733	569,255	-	569,255	-	-	-	569,255
		Gough Street Pedestrian Safety Improvements	437,587		-	-	-	437,587	437,587	-	437,587	-	-	-	437,587
		Pedestrian Countdown Signals Design	500,000		74,734	106,852	-	393,148	500,000	-	500,000	106,852	-	106,852	393,148
		Persia Triangle Street Improvements	450,000		-	-	-	450,000	450,000	1,003,419	1,453,419	-	194,917	194,917	1,258,502
		Safe Routes to School Projects - Alamo Elementary	87,800		-	-	-	87,800	87,800	690,533	778,333	-	115,771	115,771	662,562
		Safe Routes to School Projects - Denman	29,200		-	-	-	29,200	29,200	240,006	269,206	-	184,032	184,032	85,174
		Safe Routes to School Projects - Tenderloin	32,200		-	-	-	32,200	32,200	127,500	159,700	-	124,379	124,379	35,321
		Traffic Calming Improvements - Applications	236,400		59,881	161,412	-	74,988	236,400	-	236,400	161,412	-	161,412	74,988
		Traffic Calming Improvements - Area Wide	777,700		61,768	87,064	154,327	536,309	777,700	-	777,700	87,064	-	87,064	690,636
		Traffic Calming Improvements - Backlog Spot Improvements	532,400		1,049	1,049	-	531,351	532,400	-	532,400	1,049	-	1,049	531,351
		Traffic Calming Improvements - Site Specific	497,100		43,752	61,911	-	435,189	497,100	-	497,100	61,911	-	61,911	435,189
\$5,000,000	5,437,587	Pedestrian Safety & Traffic Signal Improvements TOTAL	\$4,700,642	\$736,945	\$247,603	\$424,707	\$671,849	\$3,604,086	\$4,700,642	\$2,061,458	\$6,762,100	\$424,707	\$619,099	\$1,043,806	\$5,718,294
		C3 Blue Light Emergency Phone Replacement	6,000,000		161,698	607,491	-	5,392,509	6,000,000	6,394,086	12,394,086	607,491	5,738,470	6,345,961	6,048,125
		Transit Spot Improvement - 24th Street & Castro Bus Bulb Construction	295,000		-	-	103,728	191,272	295,000	-	295,000	-	-	-	295,000
		Transit Spot Improvement - Columbus Bus Bulbs	400,000		307,398	307,398	-	92,602	400,000	100,000	500,000	307,398	100,000	407,398	92,602
		Transit Spot Improvement - Muni Forward – 5 Fulton Mid Route Phase I	800,000		3,975	217,205	176,459	406,336	800,000	-	800,000	217,205	-	217,205	582,795
		Transit Spot Improvement - Muni Forward – 5 Fulton Outer	1,505,000		3,468	16,147	-	1,488,853	1,505,000	-	1,505,000	16,147	-	16,147	1,488,853
\$11,000,000	11,000,000	Transit System Safety & Other Transit Improvements TOTAL	\$9,000,000	\$2,000,000	\$476,539	\$1,148,241	\$280,187	\$7,571,572	\$9,000,000	\$6,494,086	\$15,494,086	\$1,148,241	\$5,838,470	\$6,986,711	\$8,507,375
		Bicycle Strategy Capital Projects - Oak and Fell Bikeways Resurfacing	345,000		31,954	229,132	-	115,868	345,000	32,499	377,499	229,132	32,498	261,630	115,869
		Bicycle Strategy Capital Projects - Polk Street Northbound Separated Bikeway	165,275		-	89,972	-	75,303	165,275	1,143,725	1,309,000	89,972	1,112,792	1,202,764	106,236
		Bicycle Strategy Capital Projects - Wiggle Neighborhood Green Corridor	228,400		6,157	6,157	-	222,243	228,400	71,000	299,400	6,157	48,565	54,722	244,678
		Broadway Chinatown Streetscape	1,910,000		14,696	14,696	108,533	1,786,771	1,910,000	-	1,910,000	14,696	-	14,696	1,895,304
		Masonic Avenue Streetscape	3,021,058		237,159	1,129,662	292,830	1,598,566	3,021,058	185,365	3,206,423	1,129,662	185,365	1,315,027	1,891,396
\$9,000,000	9,000,000	Street Capital Improvements TOTAL	\$5,669,733	\$3,330,267	\$289,966	\$1,469,619	\$401,363	\$3,798,751	\$5,669,733	\$1,432,589	\$7,102,322	\$1,469,619	\$1,379,220	\$2,848,839	\$4,253,483
		Operator Restrooms (Operator Convenience Facilities Phase I)	1,450,000		331,058	750,706	22,566	676,728	1,450,000	1,699,139	3,149,139	750,706	1,625,582	2,376,288	772,851
		Operator Convenience Facilities Phase II	445,000		66,414	122,226	-	322,774	445,000	-	445,000	122,226	-	122,226	322,774
		Parking Garage Projects	1,722,431		122,386	523,847	139,401	1,059,183	1,722,431	4,347,311	6,069,742	523,847	1,847,189	2,371,036	3,698,706
\$7,000,000	7,750,000	Facility Improvements TOTAL	\$3,617,431	\$4,132,569	\$519,858	\$1,396,779	\$161,967	\$2,058,685	\$3,617,431	\$6,046,450	\$9,663,881	\$1,396,779	\$3,472,771	\$4,869,550	\$4,794,331
		33 Stanyan Overhead Replacement Project	1,357,374		-	-	-	1,357,374	1,357,374	7,652,709	9,010,083	-	744,286	744,286	8,265,797
		Muni Metro Sunset Tunnel Rail Rehabilitation	7,500,000		1,139,623	4,849,448	2,650,552	-	7,500,000	18,338,024	25,838,024	4,849,448	4,643,918	9,493,366	16,344,658
		Muni Metro Twin Peaks Tunnel Rail Replacement	2,286,000		205,300	1,851,279	168,390	266,331	2,286,000	719,458	3,005,458	1,851,279	708,377	2,559,656	445,802
\$30,500,000	29,312,413	Transit Fixed Guideway Improvements TOTAL	\$11,143,374	\$18,169,039	\$1,344,923	\$6,700,727	\$2,818,942	\$1,623,705	\$11,143,374	\$26,710,191	\$37,853,565	\$6,700,727	\$6,096,581	\$12,797,308	\$25,056,257
		Procurement of New Light Rail Vehicles	12,500,000		305,048	379,029	3,737,030	8,383,941	12,500,000	150,233,199	162,733,199	379,029	-	379,029	162,354,170
\$12,500,000	12,500,000	MUNI Fleet TOTAL	\$12,500,000	-	\$305,048	\$379,029	\$3,737,030	\$8,383,941	\$12,500,000	\$150,233,199	\$162,733,199	\$379,029	-	\$379,029	\$162,354,170
\$75,000,000	\$75,000,000	PROJECTS	\$46,631,180	\$28,368,820	\$3,183,937	\$11,519,102	\$8,071,338	\$27,040,740	\$46,631,180	\$192,977,973	\$239,609,153	\$11,519,102	\$17,406,141	\$28,925,243	\$210,683,910

TOTAL (Bond Funding + To Be Allocated) \$75,000,000

SERIES 2013 SFMTA REVENUE BOND RECAP	
TOTAL AMOUNT BONDS PAID TO DATE	\$11,519,102
AMOUNT ENCUMBERED	\$8,071,338
REMAINING BALANCE	\$55,409,560
GRAND TOTAL	\$75,000,000

INTEREST EARNED through March 31, 2015 \$597,648

¹ Revised Amounts based on 2/13/2015 Memo to the SFMTA Board

[Page Blank]

Bond Summary - FY2015 Q3 Expenditures

Series 2014 Bonds

Issued on December 10, 2014

Series 2014A Bonds									Project Budget			Project Expenditures			TOTAL PROJECT BALANCE
ORIGINAL AMOUNT	REVISED AMOUNT	PROJECT	BOND FUNDING	TO BE ALLOCATED BY PROGRAM	BONDS PAID Jan 2015- March 2015	TOTAL BONDS PAID	ENCUMBERED	BOND AMOUNT AVAILABLE	SERIES 2014A BONDS	OTHER FUNDING	TOTAL	SERIES 2014A BONDS	OTHER FUNDING	TOTAL	
		Polk Streetscape	883,750		-	-	-	883,750	883,750	-	883,750	-	-	-	883,750
\$11,000,000	(n/a)	Pedestrian Safety & Traffic Signal Improvements	TOTAL \$883,750	\$10,116,250	-	-	-	\$883,750	\$883,750	-	\$883,750	-	-	-	\$883,750
		n/a	-		-	-	-	-							
\$7,500,000	(n/a)	Transit System Safety & Spot Improvements	TOTAL -	\$7,500,000	-	-	-	-	-	-	-	-	-	-	-
		n/a	-		-	-	-	-							
\$5,000,000	(n/a)	Complete Street Capital Improvements	TOTAL -	\$5,000,000	-	-	-	-	-	-	-	-	-	-	-
		Elevator Modernization - Multiple Garages	250,000		190	190	9,297	240,513	250,000	-	250,000	190	-	190	249,810
		Japan Center Garage Ventilation	2,420,000		-	-	-	2,420,000	2,420,000	-	2,420,000	-	-	-	2,420,000
		Golden Gateway Garage Ventilation	2,672,000		-	-	-	2,672,000	2,672,000	-	2,672,000	-	-	-	2,672,000
		Sutter Stockton Garage Ventilation	2,061,400		-	-	-	2,061,400	2,061,400	-	2,061,400	-	-	-	2,061,400
\$39,000,000	(n/a)	Facility Improvements	TOTAL \$7,403,400	\$31,596,600	\$190	\$190	\$9,297	\$7,393,913	\$7,403,400	-	\$7,403,400	\$190	-	\$190	\$7,403,210
		Procurement of New Light Rail Vehicles (LRV4)	12,500,000		-	-	2,272,460	10,227,540	12,500,000	150,233,199	162,733,199	-	379,028	379,028	162,354,171
\$12,500,000	(n/a)	MUNI Fleet	TOTAL \$12,500,000	-	-	-	\$2,272,460	\$10,227,540	\$12,500,000	\$150,233,199	\$162,733,199	-	\$379,028	\$379,028	\$162,354,171
\$75,000,000	n/a	PROJECTS	\$20,787,150	\$54,212,850	\$190	\$190	\$2,281,757	\$18,505,203	\$20,787,150	\$150,233,199	\$171,020,349	\$190	\$379,028	\$379,218	\$170,641,131

TOTAL (Bond Funding + To Be Allocated) \$75,000,000

SERIES 2014 SFMTA REVENUE BOND RECAP	
TOTAL AMOUNT BONDS PAID TO DATE	\$190
AMOUNT ENCUMBERED	\$2,281,757
REMAINING BALANCE	\$72,718,053
GRAND TOTAL	\$75,000,000

INTEREST EARNED through March 31, 2015 \$147,652

[Page Blank]

Project Status Reports¹

¹ One project report is provided for each scope component, even if the project receives funding from more than one bond series. No project report is provided for scope components that have fully expended revenue bonding.

9th and Division Improvements

Construction of sidewalk extension coordinated with a buffered bike lane and painted bulb safety zones at the intersection of 9th/Division/San Bruno. SFMTA work authorized funding to design and construct sidewalk to San Francisco Department of Public Works (SFDPW).

Project initiation date reflects Construction. Conceptual work performed by a separate project. Details included in report narrative for reference only.

PROJECT INITIATION: February 10, 2015
 CURRENT PROJECT PHASE: Construction

PROJECT MANAGER: Will Tabajonda (415) 701-4452
 PROJECT ENGINEER: Will Tabajonda (415) 701-4452
 RESIDENT ENGINEER: TDB TBD

CONTRACTOR: Synergy

CONTRACT AWARD DATE: TBD	CONTRACT AWARD VALUE: N/A
NOTICE TO PROCEED: TBD	MODIFICATIONS TO-DATE: N/A
SUBSTANTIAL COMPLETION: October 31, 2015	TOTAL CONTRACT VALUE:
FINAL COMPLETION: March 1, 2016	% MODIFICATION:

ACCOMPLISHMENTS THIS PERIOD:

None to report

UPCOMING PROJECT MILESTONES: (3 MONTH LOOK-AHEAD)

MTA Board hearing, complete 100% design.

PROJECT CHALLENGES / AREAS OF CONCERN:

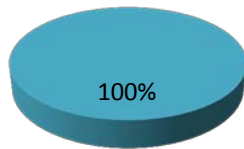
None to report.

9th and Division Improvements

PROJECT PHASE	BASELINE BUDGET	APPROVED BUDGET	ESTIMATE AT COMPLETION	BOND FUNDING	OTHER FUNDING	BOND SPENT	OTHER SPENT	BUDGET SPENT
PRE-DEVELOPMENT	\$0	\$0	\$0	\$0	\$0	\$0	\$0	-
CONCEPTUAL	\$0	\$0	\$0	\$0	\$0	\$0	\$0	-
ENVIRONMENTAL	\$0	\$0	\$0	\$0	\$0	\$0	\$0	-
DETAIL DESIGN	\$0	\$0	\$0	\$0	\$0	\$0	\$0	-
CONSTRUCTION	\$100,000	\$100,000	\$100,000	\$100,000	\$0	\$0	\$0	0.0%
PROJECT TOTALS	\$100,000	\$100,000	\$100,000	\$100,000	\$0	\$0	\$0	0.0%

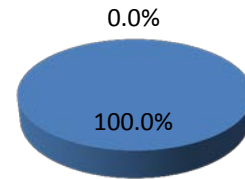
Funding Series Detail: \$0 2012B, \$100,000 2013, \$0 2014
 Expenditure Series Detail: \$0 2012B, \$0 2013, \$0 2014

Approved Budget By Phase



- PRE-DEVELOPMENT ■ CONCEPTUAL
- ENVIRONMENTAL ■ DETAIL DESIGN
- CONSTRUCTION

Budget Spent vs. Approved Budget Remaining



- Remaining ■ Spent

Project Phase	Start	Finish	2014												2015												2016												2017											
			J	F	M	A	M	J	J	A	S	O	N	D	J	F	M	A	M	J	J	A	S	O	N	D	J	F	M	A	M	J	J	A	S	O	N	D	J	F	M	A	M	J	J	A	S	O	N	D
PRE-DEVELOPMENT																																																		
Forecast/Actual																																																		
Approved																																																		
Baseline																																																		
CONCEPTUAL																																																		
Forecast/Actual																																																		
Approved																																																		
Baseline																																																		
ENVIRONMENTAL																																																		
Forecast/Actual																																																		
Approved																																																		
Baseline																																																		
DETAIL DESIGN																																																		
Forecast/Actual																																																		
Approved																																																		
Baseline																																																		
CONSTRUCTION (including DETAIL DESIGN Activities)																																																		
Forecast/Actual	02/10/15	10/31/15																																																
Approved	02/10/15	10/31/15																																																
Baseline	02/10/15	10/31/15																																																
CONTRACT CLOSEOUT																																																		
Forecast/Actual	11/01/15	03/01/16																																																
Approved	11/01/15	03/01/16																																																
Baseline	11/01/15	03/01/16																																																

33 Stanyan Overhead Replacement - Phase I

Due to the DPW led Potrero Street Improvement Project, the 33-Stanyan Pole Replacement and Overhead Reconstruction project will be constructed in two phases. Phase I work will be incorporated into the DPW contract which includes replacing existing traffic signals, streetlights, trolley poles and Overhead Contact System (OCS) along Potrero Avenue between 16th and 25th streets including the terminus loop on 24th/Hampshire/25th streets. Phase 2 will be a separate SFMTA contract which includes replacing existing traffic signals, streetlights, trolley poles and Overhead Contact System (OCS) on 18th Street from Castro to Mission Streets.

PROJECT INITIATION: May 13, 2013
 CURRENT PROJECT PHASE: Detail Design

PROJECT MANAGER: Cathal Hennessy (415) 701-4548
 PROJECT ENGINEER: Chris David (415) 701-4251
 RESIDENT ENGINEER:

CONTRACTOR:

CONTRACT AWARD DATE: June 1, 2015	CONTRACT AWARD VALUE: \$5,350,000 (est)
NOTICE TO PROCEED: July 1, 2015	MODIFICATIONS TO-DATE: \$0
SUBSTANTIAL COMPLETION: May 1, 2017	TOTAL CONTRACT VALUE:
FINAL COMPLETION: August 1, 2017	% MODIFICATION:

ACCOMPLISHMENTS THIS PERIOD:

Staff completed the 100% final design deliverable.
 DPW advertised the Project on March 25.

UPCOMING PROJECT MILESTONES: (3 MONTH LOOK-AHEAD)

Open contract bids by May 2015.

PROJECT CHALLENGES / AREAS OF CONCERN:

None to report.

Above Grade PCS & Signal Visibility Improvement

Upgrade above grade signal infrastructure at 26 intersections City-wide without excavating the roadway or sidewalks. PCS will be added at 11 intersections and signal heads will be upgraded from 8 inch to 12 inch at four of these intersections and at 15 other intersections to improve visibility and safety.

PROJECT INITIATION: March 1, 2014	PROJECT MANAGER: Manito Velasco (415) 701-4447
CURRENT PROJECT PHASE: Construction	PROJECT ENGINEER: Manito Velasco (415) 701-4447
	RESIDENT ENGINEER: Robin Park (415) 554-8351

CONTRACTOR: Bay Area Lightworks, 1460 Yosemite Ave, San Francisco, CA 94124

CONTRACT AWARD DATE: December 3, 2014	CONTRACT AWARD VALUE: \$278,000
NOTICE TO PROCEED: March 16, 2015	MODIFICATIONS TO-DATE: \$0
SUBSTANTIAL COMPLETION: June 24, 2015	TOTAL CONTRACT VALUE: \$278,000
FINAL COMPLETION: July 30, 2015	% MODIFICATION:

ACCOMPLISHMENTS THIS PERIOD:

Notice to Proceed was issued on March 16, 2015. Held Pre-construction meeting with contractor and project team.

UPCOMING PROJECT MILESTONES: (3 MONTH LOOK-AHEAD)

Substantial Completion anticipated June 24, 2015.

Final Completion anticipated July 30, 2015.

PROJECT CHALLENGES / AREAS OF CONCERN:

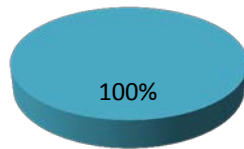
None to report

Above Grade PCS & Signal Visibility Improvement

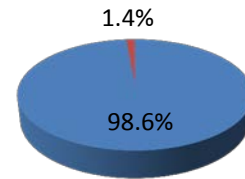
PROJECT PHASE	BASELINE BUDGET	APPROVED BUDGET	ESTIMATE AT COMPLETION	BOND FUNDING	OTHER FUNDING	BOND SPENT	OTHER SPENT	BUDGET SPENT
PRE-DEVELOPMENT	\$0	\$0	\$0	\$0	\$0	\$0	\$0	-
CONCEPTUAL	\$0	\$0	\$0	\$0	\$0	\$0	\$0	-
ENVIRONMENTAL	\$0	\$0	\$0	\$0	\$0	\$0	\$0	-
DETAIL DESIGN	\$70,000	\$0	\$0	\$0	\$0	\$0	\$0	-
CONSTRUCTION	\$451,000	\$451,000	\$451,000	\$451,000	\$0	\$6,419	\$0	1.4%
PROJECT TOTALS	\$521,000	\$451,000	\$451,000	\$451,000	\$0	\$6,419	\$0	1.4%

Funding Series Detail: \$0 2012B, \$451,000 2013, \$0 2014
 Expenditure Series Detail: \$0 2012B, \$6,419 2013, \$0 2014

Approved Budget By Phase



Budget Spent vs. Approved Budget Remaining



- PRE-DEVELOPMENT ■ CONCEPTUAL
- ENVIRONMENTAL ■ DETAIL DESIGN
- CONSTRUCTION

- Remaining ■ Spent

Project Phase	Start	Finish	2014												2015												2016												2017											
			J	F	M	A	M	J	J	A	S	O	N	D	J	F	M	A	M	J	J	A	S	O	N	D	J	F	M	A	M	J	J	A	S	O	N	D	J	F	M	A	M	J	J	A	S	O	N	D
PRE-DEVELOPMENT																																																		
Forecast/Actual																																																		
Approved																																																		
Baseline																																																		
CONCEPTUAL																																																		
Forecast/Actual																																																		
Approved																																																		
Baseline																																																		
ENVIRONMENTAL																																																		
Forecast/Actual																																																		
Approved																																																		
Baseline																																																		
DETAIL DESIGN																																																		
Forecast/Actual	07/01/14	09/30/14																																																
Approved	07/01/14	09/30/14																																																
Baseline	07/01/14	09/30/14																																																
CONSTRUCTION																																																		
Forecast/Actual	10/01/14	06/30/15																																																
Approved	10/01/14	06/01/15																																																
Baseline	10/01/14	06/01/15																																																
CONTRACT CLOSEOUT																																																		
Forecast/Actual	07/01/15	12/30/15																																																
Approved	06/01/15	12/01/15																																																
Baseline	06/01/15	12/01/15																																																

Balboa Streetscape

Balboa Streetscape Improvements include: 1) Sidewalk bulb-outs with new curb ramps at key intersections. Bulb-outs will be located at the southwest and northeast corners of 39th Avenue/Balboa, the southeast and northwest corners of 37th Ave/Balboa and the southwest corner of 34th Avenue/Balboa. 2) Gateway element to be installed within sidewalk bulb-out at 34th Avenue and 39th Avenue. 3) Traffic and parking layout to be revived on two blocks (34th Avenue to 35th Avenue and 38th Avenue to 39th Avenue. 4) Existing light fixtures to be upgraded for energy efficiency and quality of light. 5) Raised sidewalk planters with cobblestone walls will be added in multiple locations and in accordance with SFDPW sidewalk landscaping guidelines. 6) Sidewalk planters to be planted with low maintenance. Note that MTA is providing \$126,242 in transit improvements to be added to a larger \$2.3M City project with many elements.

PROJECT INITIATION: April 19, 2013
 CURRENT PROJECT PHASE: Contract Close-Out

PROJECT MANAGER: Julie Kirschbaum (415) 701-4304
 PROJECT ENGINEER: Megan Tiernan (DPW) (415) 558-4541
 RESIDENT ENGINEER: Ben Wu (DPW) (415) 554-4831

CONTRACTOR: A. Ruiz Construction, 1601 Cortland Avenue, San Francisco, CA 94110

CONTRACT AWARD DATE: June 7, 2013	CONTRACT AWARD VALUE: \$126,242
NOTICE TO PROCEED: August 19, 2013	MODIFICATIONS TO-DATE: \$0
SUBSTANTIAL COMPLETION: June 26, 2014	TOTAL CONTRACT VALUE: \$126,242
FINAL COMPLETION: September 26, 2014	% MODIFICATION:

ACCOMPLISHMENTS THIS PERIOD:

No further reporting; project to be closed out.

UPCOMING PROJECT MILESTONES: (3 MONTH LOOK-AHEAD)

No further reporting; project to be closed out.

PROJECT CHALLENGES / AREAS OF CONCERN:

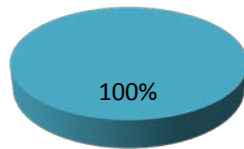
No further reporting; project to be closed out.

Balboa Streetscape

PROJECT PHASE	BASELINE BUDGET	APPROVED BUDGET	ESTIMATE AT COMPLETION	BOND FUNDING	OTHER FUNDING	BOND SPENT	OTHER SPENT	BUDGET SPENT
PRE-DEVELOPMENT	\$0	\$0	\$0	\$0	\$0	\$0	\$0	-
CONCEPTUAL	\$0	\$0	\$0	\$0	\$0	\$0	\$0	-
ENVIRONMENTAL	\$0	\$0	\$0	\$0	\$0	\$0	\$0	-
DETAIL DESIGN	\$0	\$0	\$0	\$0	\$0	\$0	\$0	-
CONSTRUCTION	\$126,242	\$126,242	\$126,242	\$126,242	\$0	\$126,234	\$0	100.0%
PROJECT TOTALS	\$126,242	\$126,242	\$126,242	\$126,242	\$0	\$126,234	\$0	100.0%

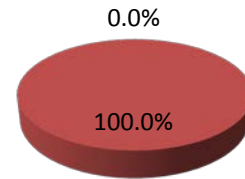
Funding Series Detail: \$126,242 2012B, \$0 2013, \$0 2014
 Expenditure Series Detail: \$126,234 2012B, \$0 2013, \$0 2014

Approved Budget By Phase



- PRE-DEVELOPMENT ■ CONCEPTUAL
- ENVIRONMENTAL ■ DETAIL DESIGN
- CONSTRUCTION

Budget Spent vs. Approved Budget Remaining



- Remaining ■ Spent

Project Phase	Start	Finish	2014												2015												2016												2017											
			J	F	M	A	M	J	J	A	S	O	N	D	J	F	M	A	M	J	J	A	S	O	N	D	J	F	M	A	M	J	J	A	S	O	N	D	J	F	M	A	M	J	J	A	S	O	N	D
PRE-DEVELOPMENT																																																		
Forecast/Actual																																																		
Approved																																																		
Baseline																																																		
CONCEPTUAL																																																		
Forecast/Actual																																																		
Approved																																																		
Baseline																																																		
ENVIRONMENTAL																																																		
Forecast/Actual																																																		
Approved																																																		
Baseline																																																		
DETAIL DESIGN																																																		
Forecast/Actual																																																		
Approved																																																		
Baseline																																																		
CONSTRUCTION																																																		
Forecast/Actual	08/19/13	06/26/14																																																
Approved	08/19/13	06/26/14																																																
Baseline	08/19/13	06/26/14																																																
CONTRACT CLOSEOUT																																																		
Forecast/Actual	06/27/14	09/26/14																																																
Approved	06/27/14	09/26/14																																																
Baseline	06/27/14	09/26/14																																																

Bicycle Parking

The SFMTA continually receives bicycle rack requests for approximately 40 locations per month. These requests are for bicycle racks throughout the city with the vast majority of requests for bicycle parking near San Francisco businesses and along transit routes. There is a latent demand for bicycle infrastructure in San Francisco. There would be more people who would ride bicycles if the proper facilities were available to support their trips. Bicycle racks help meet this need by providing a secure parking location at destinations. By providing these facilities, the SFMTA will increase bicycle trips and reduce motor vehicle trips and emissions. SFMTA revenue bonds will fund procurement of 6,000 bicycle racks and installation of approximately 500 bicycle racks. Bicycle Parking Program staff had originally intended to purchase 3,500 stainless steel bicycle racks, but subsequently decided to purchase galvanized racks instead at a lower price point, facilitating an increase in the number of racks purchased, but also necessitating an extended project deadline to allow the winning bidder to deliver the increased amount of racks (approved deadline extension from 12/31/2014 to 06/30/2015).

PROJECT INITIATION: October 8, 2013
CURRENT PROJECT PHASE: Procurement

PROJECT MANAGER: Heath Maddox (415) 701-4605
PROJECT ENGINEER:
RESIDENT ENGINEER:

CONTRACTOR: N/A - Installation work to be performed by city staff.

CONTRACT AWARD DATE:	CONTRACT AWARD VALUE:
NOTICE TO PROCEED:	MODIFICATIONS TO-DATE: \$0
SUBSTANTIAL COMPLETION:	TOTAL CONTRACT VALUE:
FINAL COMPLETION:	% MODIFICATION:

ACCOMPLISHMENTS THIS PERIOD:

One additional shipment of approximately 1,000 racks was received this quarter.

UPCOMING PROJECT MILESTONES: (3 MONTH LOOK-AHEAD)

Two remaining shipments of 1,000 racks each remain to be delivered.

PROJECT CHALLENGES / AREAS OF CONCERN:

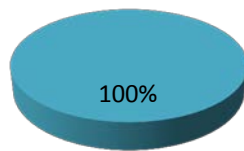
The SFMTA sign shop warehouse has reached its maximum capacity and temporary storage space for the last 2,000 racks has been found in Brooks Hall. This space is only available for one year, until April 2016 and SFMTA will need to pay the Real Estate Division \$11,000 in rent.

Bicycle Parking

PROJECT PHASE	BASELINE BUDGET	APPROVED BUDGET	ESTIMATE AT COMPLETION	BOND FUNDING	OTHER FUNDING	BOND SPENT	OTHER SPENT	BUDGET SPENT
PRE-DEVELOPMENT	\$0	\$0	\$0	\$0	\$0	\$0	\$0	-
CONCEPTUAL	\$0	\$0	\$0	\$0	\$0	\$0	\$0	-
ENVIRONMENTAL	\$0	\$0	\$0	\$0	\$0	\$0	\$0	-
DETAIL DESIGN	\$0	\$0	\$0	\$0	\$0	\$0	\$0	-
CONSTRUCTION	\$750,000	\$750,000	\$750,000	\$750,000	\$0	\$296,685	\$0	39.6%
PROJECT TOTALS	\$750,000	\$750,000	\$750,000	\$750,000	\$0	\$296,685	\$0	39.6%

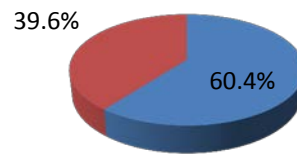
Funding Series Detail: \$750,000 2012B, \$0 2013, \$0 2014
 Expenditure Series Detail: \$296,685 2012B, \$0 2013, \$0 2014

Approved Budget By Phase



- PRE-DEVELOPMENT ■ CONCEPTUAL
- ENVIRONMENTAL ■ DETAIL DESIGN
- CONSTRUCTION

Budget Spent vs. Approved Budget Remaining



- Remaining ■ Spent

Project Phase	Start	Finish	2014												2015												2016												2017											
			J	F	M	A	M	J	J	A	S	O	N	D	J	F	M	A	M	J	J	A	S	O	N	D	J	F	M	A	M	J	J	A	S	O	N	D	J	F	M	A	M	J	J	A	S	O	N	D
PRE-DEVELOPMENT																																																		
Forecast/Actual																																																		
Approved																																																		
Baseline																																																		
CONCEPTUAL																																																		
Forecast/Actual																																																		
Approved																																																		
Baseline																																																		
ENVIRONMENTAL																																																		
Forecast/Actual																																																		
Approved																																																		
Baseline																																																		
DETAIL DESIGN																																																		
Forecast/Actual																																																		
Approved																																																		
Baseline																																																		
CONSTRUCTION																																																		
Forecast/Actual	10/08/13	06/30/15																																																
Approved	10/01/13	06/30/15																																																
Baseline	10/01/13	06/30/15																																																
CONTRACT CLOSEOUT																																																		
Forecast/Actual	work to be per																																																	
Approved																																																		
Baseline																																																		

Bicycle Strategy Capital Projects - Oak and Fell Bikeways Resurfacing

This project resurfaces the pavement in the bikeways on Oak Street and Fell Street between Baker and Scott Streets.

Project Conceptual funding includes Traffic Engineering from FY11/12. Additional Conceptual work was performed by earlier projects.

The scope has been updated to include design and portions of construction of median islands to provide physical separation between bikeways and vehicle travel lanes (part of original Oak/Fell ped/bike safety project scope). Completion schedule extended accordingly.

PROJECT INITIATION: October 1, 2013
 CURRENT PROJECT PHASE: Construction

PROJECT MANAGER: Ellen Robinson (415) 701-4322
 PROJECT ENGINEER:
 RESIDENT ENGINEER:

CONTRACTOR: No Contract Required; City forces are performing work.

CONTRACT AWARD DATE:	CONTRACT AWARD VALUE:
NOTICE TO PROCEED:	MODIFICATIONS TO-DATE: \$0
SUBSTANTIAL COMPLETION:	TOTAL CONTRACT VALUE:
FINAL COMPLETION:	% MODIFICATION:

ACCOMPLISHMENTS THIS PERIOD:

All paving and median island heavy construction complete April 2015.

UPCOMING PROJECT MILESTONES: (3 MONTH LOOK-AHEAD)

Restriping and curb paint tasks to be completed May 2015.

PROJECT CHALLENGES / AREAS OF CONCERN:

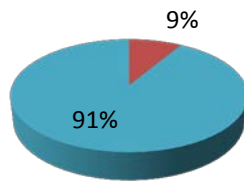
None

Bicycle Strategy Capital Projects - Oak and Fell Bikeways Resurfacing

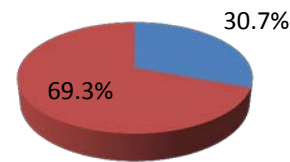
PROJECT PHASE	BASELINE BUDGET	APPROVED BUDGET	ESTIMATE AT COMPLETION	BOND FUNDING	OTHER FUNDING	BOND SPENT	OTHER SPENT	BUDGET SPENT
PRE-DEVELOPMENT	\$0	\$0	\$0	\$0	\$0	\$0	\$0	-
CONCEPTUAL	\$32,500	\$32,500	\$32,500	\$0	\$32,500	\$0	\$32,500	100.0%
ENVIRONMENTAL	\$0	\$0	\$0	\$0	\$0	\$0	\$0	-
DETAIL DESIGN	\$0	\$0	\$0	\$0	\$0	\$0	\$0	-
CONSTRUCTION	\$345,000	\$345,000	\$345,000	\$345,000	\$0	\$229,132	\$0	66.4%
PROJECT TOTALS	\$377,500	\$377,500	\$377,500	\$345,000	\$32,500	\$229,132	\$32,500	69.3%

Funding Series Detail: \$0 2012B, \$345,000 2013, \$0 2014
 Expenditure Series Detail: \$0 2012B, \$229,132 2013, \$0 2014

Approved Budget By Phase



Budget Spent vs. Approved Budget Remaining



- PRE-DEVELOPMENT ■ CONCEPTUAL
- ENVIRONMENTAL ■ DETAIL DESIGN
- CONSTRUCTION

- Remaining ■ Spent

Project Phase	Start	Finish	2014												2015												2016												2017											
			J	F	M	A	M	J	J	A	S	O	N	D	J	F	M	A	M	J	J	A	S	O	N	D	J	F	M	A	M	J	J	A	S	O	N	D	J	F	M	A	M	J	J	A	S	O	N	D
PRE-DEVELOPMENT																																																		
Forecast/Actual																																																		
Approved																																																		
Baseline																																																		
CONCEPTUAL																																																		
Forecast/Actual	10/01/13	01/01/14																																																
Approved	10/01/13	01/01/14																																																
Baseline	10/01/13	01/01/14																																																
ENVIRONMENTAL																																																		
Forecast/Actual																																																		
Approved																																																		
Baseline																																																		
DETAIL DESIGN																																																		
Forecast/Actual																																																		
Approved																																																		
Baseline																																																		
CONSTRUCTION (including DETAIL DESIGN Activities)																																																		
Forecast/Actual	12/01/13	05/08/15																																																
Approved	12/01/13	12/31/15																																																
Baseline	12/01/13	09/01/14																																																
CONTRACT CLOSEOUT																																																		
Forecast/Actual	05/31/15	06/30/15																																																
Approved	09/01/14	12/31/15																																																
Baseline	09/01/14	03/30/15																																																

Bicycle Strategy Capital Projects - Polk Street Northbound Separated Bikeway

Bicycle Strategy Implementation projects will improve the safety, comfort and convenience on major San Francisco cycling corridors for all people who bike. Treatments include internationally tested cycling treatments such as separated bicycle facilities and pavement treatments. The Polk Street Northbound Separated Bikeway will construct a separated bikeway in the northbound direction on Polk Street between Market and Grove Streets. Construction will include landscaped medians, upgraded curb ramps, traffic signal improvements, and bulbouts.

Conceptual work was completed in 2009 by as part of the Bike Plan EIR. Because the project was accelerated by order of DPW and MTA Directors, Detail Design was performed in parallel with construction and consequently Detail Design costs are included in the Construction totals.

PROJECT INITIATION: February 3, 2014
 CURRENT PROJECT PHASE: COMPLETE

PROJECT MANAGER: Damon Curtis (415) 701-4674
 PROJECT ENGINEER: Damon Curtis (415) 701-4674
 RESIDENT ENGINEER: Alfredo Tio (DPW) (415) 794-7705

CONTRACTOR: A. Ruiz Construction Co. & Assoc., Inc., 1601 Cortland Avenue, San Francisco, CA 94111

CONTRACT AWARD DATE: February 1, 2014	CONTRACT AWARD VALUE: \$1,156,350
NOTICE TO PROCEED: February 1, 2014	MODIFICATIONS TO-DATE: \$0
SUBSTANTIAL COMPLETION: May 1, 2014	TOTAL CONTRACT VALUE: \$1,156,350
FINAL COMPLETION: September 30, 2014	% MODIFICATION:

ACCOMPLISHMENTS THIS PERIOD:

Closed out work order with DPW.

UPCOMING PROJECT MILESTONES: (3 MONTH LOOK-AHEAD)

No further reporting; project to be closed out.

PROJECT CHALLENGES / AREAS OF CONCERN:

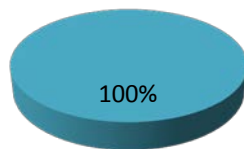
None to report.

Bicycle Strategy Capital Projects - Polk Street Northbound Separated Bikeway

PROJECT PHASE	BASELINE BUDGET	APPROVED BUDGET	ESTIMATE AT COMPLETION	BOND FUNDING	OTHER FUNDING	BOND SPENT	OTHER SPENT	BUDGET SPENT
PRE-DEVELOPMENT	\$0	\$0	\$0	\$0	\$0	\$0	\$0	-
CONCEPTUAL	\$0	\$0	\$0	\$0	\$0	\$0	\$0	-
ENVIRONMENTAL	\$0	\$0	\$0	\$0	\$0	\$0	\$0	-
DETAIL DESIGN	\$0	\$0	\$0	\$0	\$0	\$0	\$0	-
CONSTRUCTION	\$1,308,750	\$1,308,750	\$1,309,000	\$675,000	\$634,000	\$571,239	\$631,525	91.9%
PROJECT TOTALS	\$1,308,750	\$1,308,750	\$1,309,000	\$675,000	\$634,000	\$571,239	\$631,525	91.9%

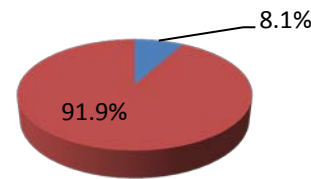
Funding Series Detail: \$509,725 2012B, \$165,275 2013, \$0 2014
 Expenditure Series Detail: \$481,267 2012B, \$89,972 2013, \$0 2014

Approved Budget By Phase



- PRE-DEVELOPMENT
- ENVIRONMENTAL
- CONSTRUCTION
- CONCEPTUAL
- DETAIL DESIGN

Budget Spent vs. Approved Budget Remaining



- Remaining
- Spent

Project Phase	Start	Finish	2014												2015												2016												2017											
			J	F	M	A	M	J	J	A	S	O	N	D	J	F	M	A	M	J	J	A	S	O	N	D	J	F	M	A	M	J	J	A	S	O	N	D	J	F	M	A	M	J	J	A	S	O	N	D
PRE-DEVELOPMENT																																																		
Forecast/Actual																																																		
Approved																																																		
Baseline																																																		
CONCEPTUAL																																																		
Forecast/Actual																																																		
Approved																																																		
Baseline																																																		
ENVIRONMENTAL																																																		
Forecast/Actual																																																		
Approved																																																		
Baseline																																																		
DETAIL DESIGN																																																		
Forecast/Actual																																																		
Approved																																																		
Baseline																																																		
CONSTRUCTION (including DETAIL DESIGN Activities)																																																		
Forecast/Actual	02/01/14	05/01/14																																																
Approved	02/01/14	05/01/14																																																
Baseline	02/01/14	05/01/14																																																
CONTRACT CLOSEOUT																																																		
Forecast/Actual	10/01/14	06/30/15																																																
Approved	10/01/14	06/30/15																																																
Baseline	10/01/14	03/31/15																																																

Bicycle Strategy Capital Projects - Wiggle Neighborhood Green Corridor

The SFMTA's Wiggle Neighborhood Green Corridor project will include bicycle, pedestrian, traffic calming, and streetscape improvements along the Wiggle Route including speed humps, raised crosswalks, roadway markings and bulb-outs. This is in addition to the San Francisco Public Utilities Commission's (SFPUC's) plan to add rain gardens and permeable paving along the same corridor.

The conceptual engineering portion of this project was ultimately not included in the scope of CPKG85; the report for Q1 incorrectly shows 180,000 in other funding.

PROJECT INITIATION: March 1, 2013
 CURRENT PROJECT PHASE: Detailed Design

PROJECT MANAGER: Miriam Sorell (415) 701-4770
 PROJECT ENGINEER:
 RESIDENT ENGINEER:

CONTRACTOR: TBD

CONTRACT AWARD DATE: TBD	CONTRACT AWARD VALUE: TBD
NOTICE TO PROCEED: TBD	MODIFICATIONS TO-DATE: TBD
SUBSTANTIAL COMPLETION: January 31, 2017	TOTAL CONTRACT VALUE:
FINAL COMPLETION: December 31, 2017	% MODIFICATION:

ACCOMPLISHMENTS THIS PERIOD:

- Environmental review completed on March 18, 2015.
- Ongoing outreach to the public.
- Coordination meetings with project partners.

UPCOMING PROJECT MILESTONES: (3 MONTH LOOK-AHEAD)

- Completion of Legislation (Expected Q4).
- Commence Detailed Design (Expected Q4).

PROJECT CHALLENGES / AREAS OF CONCERN:

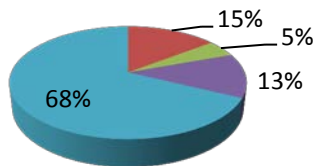
Project may not be completed within the Revenue Bond timeframe; SFMTA Staff are working on identifying alternative funding sources for this project as well as reallocating these funds to projects that will be able to spend the funds sooner.

Bicycle Strategy Capital Projects - Wiggle Neighborhood Green Corridor

PROJECT PHASE	BASELINE BUDGET	APPROVED BUDGET	ESTIMATE AT COMPLETION	BOND FUNDING	OTHER FUNDING	BOND SPENT	OTHER SPENT	BUDGET SPENT
PRE-DEVELOPMENT	\$0	\$0	\$0	\$0	\$0	\$0	\$0	-
CONCEPTUAL	\$205,000	\$205,000	\$10,400	\$10,400	\$0	\$0	\$0	0.0%
ENVIRONMENTAL	\$68,000	\$68,000	\$38,000	\$68,000	\$0	\$0	\$0	0.0%
DETAIL DESIGN	\$178,000	\$178,000	\$178,000	\$94,000	\$71,000	\$6,157	\$48,564	30.7%
CONSTRUCTION	\$950,000	\$950,000	\$950,000	\$56,000	\$0	\$0	\$0	0.0%
PROJECT TOTALS	\$1,401,000	\$1,401,000	\$1,176,400	\$228,400	\$71,000	\$6,157	\$48,564	3.9%

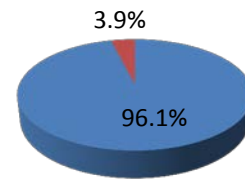
Funding Series Detail: \$0 2012B, \$228,400 2013, \$0 2014
 Expenditure Series Detail: \$0 2012B, \$0 2013, \$6,157 2014

Approved Budget By Phase



- PRE-DEVELOPMENT
- CONCEPTUAL
- ENVIRONMENTAL
- DETAIL DESIGN
- CONSTRUCTION

Budget Spent vs. Approved Budget Remaining



- Remaining
- Spent

Project Phase	Start	Finish	2014												2015												2016												2017											
			J	F	M	A	M	J	J	A	S	O	N	D	J	F	M	A	M	J	J	A	S	O	N	D	J	F	M	A	M	J	J	A	S	O	N	D	J	F	M	A	M	J	J	A	S	O	N	D
PRE-DEVELOPMENT																																																		
Forecast/Actual																																																		
Approved																																																		
Baseline																																																		
CONCEPTUAL																																																		
Forecast/Actual	03/01/13	10/31/14	[Gantt chart bars]																																															
Approved	03/01/13	10/31/14	[Gantt chart bars]																																															
Baseline	03/01/13	10/31/14	[Gantt chart bars]																																															
ENVIRONMENTAL																																																		
Forecast/Actual	02/24/14	03/20/15	[Gantt chart bars]																																															
Approved	01/31/14	10/31/14	[Gantt chart bars]																																															
Baseline	01/31/14	10/31/14	[Gantt chart bars]																																															
DETAIL DESIGN																																																		
Forecast/Actual	11/01/14	12/30/15	[Gantt chart bars]																																															
Approved	11/01/14	09/30/15	[Gantt chart bars]																																															
Baseline	11/01/14	09/30/15	[Gantt chart bars]																																															
CONSTRUCTION																																																		
Forecast/Actual	06/01/16	01/31/17	[Gantt chart bars]																																															
Approved	04/01/16	11/30/16	[Gantt chart bars]																																															
Baseline	04/01/16	11/30/16	[Gantt chart bars]																																															
CONTRACT CLOSEOUT																																																		
Forecast/Actual	02/01/17	12/31/17	[Gantt chart bars]																																															
Approved	02/01/17	12/31/17	[Gantt chart bars]																																															
Baseline	02/01/17	12/31/17	[Gantt chart bars]																																															

Broadway Chinatown Streetscape Project

The project will be environmentally cleared, designed and constructed as part of the Department of Public Work's larger Broadway Chinatown Streetscape project, an interagency effort led by the San Francisco Planning Department in partnership with the Chinatown Community Development Center, the San Francisco Department of Public Works, and SFMTA. The project area is along Broadway from Columbus Avenue to the Broadway Tunnel. Funding and schedule information provided reflects SFMTA's portion of the project.

The goal is to improve pedestrian safety and access crossing Broadway and Powell and to clearly channelize traffic on Broadway fronting Jean Parker Elementary School.

PROJECT INITIATION: January 1, 2014
 CURRENT PROJECT PHASE: Construction

PROJECT MANAGER: Nick Carr (415) 701-4468
 PROJECT ENGINEER: Stephanie Yuan (415) 554-8209
 RESIDENT ENGINEER:

CONTRACTOR: TBD

CONTRACT AWARD DATE: May 1, 2015	CONTRACT AWARD VALUE: TBD
NOTICE TO PROCEED: September 1, 2015	MODIFICATIONS TO-DATE: \$0
SUBSTANTIAL COMPLETION: December 31, 2016	TOTAL CONTRACT VALUE:
FINAL COMPLETION:	% MODIFICATION:

ACCOMPLISHMENTS THIS PERIOD:

Detailed design is at 95%.

UPCOMING PROJECT MILESTONES: (3 MONTH LOOK-AHEAD)

Caltrans approval of authority to proceed with construction (E-76) in April. This allows federal funds to be spent.

Detailed Design completion by early May 2015.

The project anticipates advertising the contract May 2015. The contract bid/award period is projected for August 1, 2015 completion. Construction is anticipated from November 1, 2015 to November 1, 2016.

PROJECT CHALLENGES / AREAS OF CONCERN:

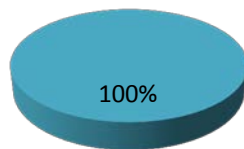
None to report.

Broadway Chinatown Streetscape Project

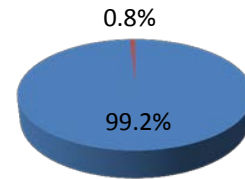
PROJECT PHASE	BASELINE BUDGET	APPROVED BUDGET	ESTIMATE AT COMPLETION	BOND FUNDING	OTHER FUNDING	BOND SPENT	OTHER SPENT	BUDGET SPENT
PRE-DEVELOPMENT	\$0	\$0	\$0	\$0	\$0	\$0	\$0	-
CONCEPTUAL	\$0	\$0	\$0	\$0	\$0	\$0	\$0	-
ENVIRONMENTAL	\$0	\$0	\$0	\$0	\$0	\$0	\$0	-
DETAIL DESIGN	\$0	\$0	\$0	\$0	\$0	\$0	\$0	-
CONSTRUCTION	\$1,910,000	\$1,910,000	\$1,910,000	\$1,910,000	\$0	\$14,696	\$0	0.8%
PROJECT TOTALS	\$1,910,000	\$1,910,000	\$1,910,000	\$1,910,000	\$0	\$14,696	\$0	0.8%

Funding Series Detail: \$0 2012B, \$1,910,000 2013, \$0 2014
 Expenditure Series Detail: \$0 2012B, \$14,696 2013, \$0 2014

Approved Budget By Phase



Budget Spent vs. Approved Budget Remaining



- PRE-DEVELOPMENT ■ CONCEPTUAL
- ENVIRONMENTAL ■ DETAIL DESIGN
- CONSTRUCTION

- Remaining ■ Spent

Project Phase	Start	Finish	2014												2015												2016												2017											
			J	F	M	A	M	J	J	A	S	O	N	D	J	F	M	A	M	J	J	A	S	O	N	D	J	F	M	A	M	J	J	A	S	O	N	D	J	F	M	A	M	J	J	A	S	O	N	D
PRE-DEVELOPMENT																																																		
Forecast/Actual																																																		
Approved																																																		
Baseline																																																		
CONCEPTUAL																																																		
Forecast/Actual																																																		
Approved																																																		
Baseline																																																		
ENVIRONMENTAL																																																		
Forecast/Actual																																																		
Approved																																																		
Baseline																																																		
DETAIL DESIGN																																																		
Forecast/Actual																																																		
Approved																																																		
Baseline																																																		
CONSTRUCTION (including DETAIL DESIGN Activities)																																																		
Forecast/Actual	01/23/14	12/31/16	[Gantt bar: Solid blue]																																															
Approved	01/01/14	01/01/16	[Gantt bar: Hatched]																																															
Baseline	01/01/14	01/01/16	[Gantt bar: Solid pink]																																															
CONTRACT CLOSEOUT																																																		
Forecast/Actual	01/01/17	04/15/18	[Gantt bar: Solid blue]																																															
Approved	01/01/17	01/01/18	[Gantt bar: Hatched]																																															
Baseline	01/01/16	01/01/17	[Gantt bar: Solid pink]																																															

C3 Blue Light Emergency Phone Replacement

Replace the existing emergency blue light telephone system in the Muni Metro Tunnel and Muni Metro Turnback locations with a more reliable and up to date system and add additional phones as needed to conform to the latest codes. In addition, the project will furnish and install a new emergency blue light telephone system within the Sunset Tunnel.

PROJECT INITIATION: May 1, 2010
CURRENT PROJECT PHASE: Construction

PROJECT MANAGER: Henry Kim (415) 701-4307
PROJECT ENGINEER: Anthony Bryant (415) 701-4309
RESIDENT ENGINEER: Hubert Wong (415) 734-8432

CONTRACTOR: Shimmick Construction, 8201 Edgewater Drive - Suite 202, Oakland, CA 94621

CONTRACT AWARD DATE: November 19, 2013	CONTRACT AWARD VALUE: \$9,175,000
NOTICE TO PROCEED: February 3, 2014	MODIFICATIONS TO-DATE: \$0
SUBSTANTIAL COMPLETION: October 31, 2015	TOTAL CONTRACT VALUE: \$9,175,000
FINAL COMPLETION: January 10, 2016	% MODIFICATION:

ACCOMPLISHMENTS THIS PERIOD:

Coordinating with Contractor and Transit on an SFMTA inspection of a hi-rail vehicle for subway use.

Processed contractor RFIs and submittals.

Initiated cabling work (e.g. installation/testing/termination) at Lenox/West Portal Station and Forest Hill Station.

Continued public outreach on planned early subway shutdown with stakeholders.

UPCOMING PROJECT MILESTONES: (3 MONTH LOOK-AHEAD)

Monthly progress payment.

PROJECT CHALLENGES / AREAS OF CONCERN:

Working with contractor and staff to address the SFMTA policy to allow the contractor to bring the hi-rail vehicle into the subway.

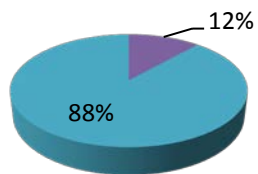
Significant cost and schedule impact is anticipated to address hi-rail and early subway access restrictions.

C3 Blue Light Emergency Phone Replacement

PROJECT PHASE	BASELINE BUDGET	APPROVED BUDGET	ESTIMATE AT COMPLETION	BOND FUNDING	OTHER FUNDING	BOND SPENT	OTHER SPENT	BUDGET SPENT
PRE-DEVELOPMENT	\$0	\$0	\$0	\$0	\$0	\$0	\$0	-
CONCEPTUAL	\$0	\$0	\$0	\$0	\$0	\$0	\$0	-
ENVIRONMENTAL	\$0	\$0	\$0	\$0	\$0	\$0	\$0	-
DETAIL DESIGN	\$2,760,000	\$2,760,000	\$1,313,162	\$0	\$1,394,086	\$0	\$1,313,162	47.6%
CONSTRUCTION	\$25,946,800	\$20,896,800	\$17,900,000	\$6,000,000	\$5,000,000	\$607,491	\$4,425,308	24.1%
PROJECT TOTALS	\$28,706,800	\$23,656,800	\$19,213,162	\$6,000,000	\$6,394,086	\$607,491	\$5,738,470	26.8%

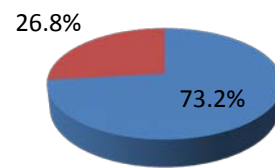
Funding Series Detail: \$0 2012B, \$6,000,000 2013, \$0 2014
 Expenditure Series Detail: \$0 2012B, \$607,491 2013, \$0 2014

Approved Budget By Phase



- PRE-DEVELOPMENT
- CONCEPTUAL
- ENVIRONMENTAL
- DETAIL DESIGN
- CONSTRUCTION

Budget Spent vs. Approved Budget Remaining



- Remaining
- Spent

Project Phase	Start	Finish	2014												2015												2016												2017											
			J	F	M	A	M	J	J	A	S	O	N	D	J	F	M	A	M	J	J	A	S	O	N	D	J	F	M	A	M	J	J	A	S	O	N	D	J	F	M	A	M	J	J	A	S	O	N	D
PRE-DEVELOPMENT																																																		
Forecast/Actual																																																		
Approved																																																		
Baseline																																																		
CONCEPTUAL																																																		
Forecast/Actual																																																		
Approved																																																		
Baseline																																																		
ENVIRONMENTAL																																																		
Forecast/Actual																																																		
Approved																																																		
Baseline																																																		
DETAIL DESIGN																																																		
Forecast/Actual	08/01/12	02/02/14																																																
Approved	08/01/12	02/02/14																																																
Baseline	08/01/12	11/30/13																																																
CONSTRUCTION																																																		
Forecast/Actual	02/03/14	10/31/15																																																
Approved	02/03/14	09/11/15																																																
Baseline	11/30/13	02/29/16																																																
CONTRACT CLOSEOUT																																																		
Forecast/Actual	11/01/15	01/10/16																																																
Approved	09/12/15	01/10/16																																																
Baseline	03/01/16	09/01/16																																																

Church and Duboce Pedestrian Improvements

To improve access to transit and pedestrian safety at a key transit location, a federal grant matched with revenue bonds is funding the sidewalk bulb at the southeastern corner of the intersection of Market, Church, and 14th Streets as well as two traffic calming sidewalk bulbs on Noe Street between Duboce Ave. and 14th Streets.

PROJECT INITIATION: May 16, 2013
 CURRENT PROJECT PHASE: Construction

PROJECT MANAGER: Cathal Hennessy (415) 701-4548
 PROJECT ENGINEER: Robert Lim (415) 701-5669
 RESIDENT ENGINEER: Josef Munoz (415) 554-8284

CONTRACTOR: City Forces

CONTRACT AWARD DATE: June 1, 2013	CONTRACT AWARD VALUE: \$385,180
NOTICE TO PROCEED: October 1, 2013	MODIFICATIONS TO-DATE: \$0
SUBSTANTIAL COMPLETION: December 31, 2014	TOTAL CONTRACT VALUE: \$385,180
FINAL COMPLETION: June 30, 2015	% MODIFICATION:

ACCOMPLISHMENTS THIS PERIOD:

City force constructed the speed hump including the appropriate warning signs and striping.

UPCOMING PROJECT MILESTONES: (3 MONTH LOOK-AHEAD)

Begin the project close out.

PROJECT CHALLENGES / AREAS OF CONCERN:

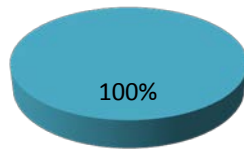
None to report.

Church and Duboce Pedestrian Improvements

PROJECT PHASE	BASELINE BUDGET	APPROVED BUDGET	ESTIMATE AT COMPLETION	BOND FUNDING	OTHER FUNDING	BOND SPENT	OTHER SPENT	BUDGET SPENT
PRE-DEVELOPMENT	\$0	\$0	\$0	\$0	\$0	\$0	\$0	-
CONCEPTUAL	\$0	\$0	\$0	\$0	\$0	\$0	\$0	-
ENVIRONMENTAL	\$0	\$0	\$0	\$0	\$0	\$0	\$0	-
DETAIL DESIGN	\$0	\$0	\$0	\$0	\$0	\$0	\$0	-
CONSTRUCTION	\$385,180	\$429,083	\$429,083	\$44,180	\$384,903	\$37,466	\$235,344	63.6%
PROJECT TOTALS	\$385,180	\$429,083	\$429,083	\$44,180	\$384,903	\$37,466	\$235,344	63.6%

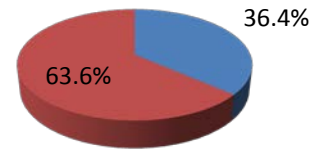
Funding Series Detail: \$44,180 2012B, \$0 2013, \$0 2014
 Expenditure Series Detail: \$37,466 2012B, \$0 2013, \$0 2014

Approved Budget By Phase



- PRE-DEVELOPMENT
- ENVIRONMENTAL
- CONSTRUCTION
- CONCEPTUAL
- DETAIL DESIGN

Budget Spent vs. Approved Budget Remaining



- Remaining
- Spent

Project Phase	Start	Finish	2014												2015												2016												2017											
			J	F	M	A	M	J	J	A	S	O	N	D	J	F	M	A	M	J	J	A	S	O	N	D	J	F	M	A	M	J	J	A	S	O	N	D	J	F	M	A	M	J	J	A	S	O	N	D
PRE-DEVELOPMENT																																																		
Forecast/Actual																																																		
Approved																																																		
Baseline																																																		
CONCEPTUAL																																																		
Forecast/Actual																																																		
Approved																																																		
Baseline																																																		
ENVIRONMENTAL																																																		
Forecast/Actual																																																		
Approved																																																		
Baseline																																																		
DETAIL DESIGN																																																		
Forecast/Actual																																																		
Approved																																																		
Baseline																																																		
CONSTRUCTION																																																		
Forecast/Actual	06/01/13	12/31/14																																																
Approved	06/01/13	12/31/14																																																
Baseline	06/01/13	12/31/14																																																
CONTRACT CLOSEOUT																																																		
Forecast/Actual	01/01/15	06/30/15																																																
Approved	01/01/15	06/30/15																																																
Baseline	01/01/15	06/30/15																																																

Excelsior & South Bernal Area Wides

This project consists of construction of traffic calming elements to be coordinated with paving projects in the Excelsior and South Bernal Heights neighborhoods. The bulb-outs from this project have been legislated and are ready for implementation. The bulb-outs were originally scoped and contracted through FY 09/10 Traffic Calming but contractors were unable to receive NTP from DPW as a result of failing to meet paperwork requirements. As a result, these bulb-outs have been combined with two DPW paving contracts, 2269J and 2183J.

PROJECT INITIATION: August 1, 2014
 CURRENT PROJECT PHASE: Construction

PROJECT MANAGER: Damon Curtis (415) 701-4674
 PROJECT ENGINEER:
 RESIDENT ENGINEER:

CONTRACTOR: Change orders to existing DPW contracts. Information for calming scope only.

CONTRACT AWARD DATE:	CONTRACT AWARD VALUE: \$569,255
NOTICE TO PROCEED:	MODIFICATIONS TO-DATE: \$0
SUBSTANTIAL COMPLETION:	TOTAL CONTRACT VALUE: \$569,255
FINAL COMPLETION:	% MODIFICATION:

ACCOMPLISHMENTS THIS PERIOD:

None to report (Construction activity pending DPW paving schedules).

UPCOMING PROJECT MILESTONES: (3 MONTH LOOK-AHEAD)

Construction.

PROJECT CHALLENGES / AREAS OF CONCERN:

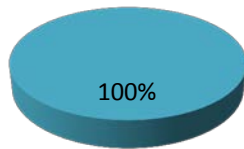
None to report.

Excelsior & South Bernal Area Widens

PROJECT PHASE	BASELINE BUDGET	APPROVED BUDGET	ESTIMATE AT COMPLETION	BOND FUNDING	OTHER FUNDING	BOND SPENT	OTHER SPENT	BUDGET SPENT
PRE-DEVELOPMENT	\$0	\$0	\$0	\$0	\$0	\$0	\$0	-
CONCEPTUAL	\$0	\$0	\$0	\$0	\$0	\$0	\$0	-
ENVIRONMENTAL	\$0	\$0	\$0	\$0	\$0	\$0	\$0	-
DETAIL DESIGN	\$0	\$0	\$0	\$0	\$0	\$0	\$0	-
CONSTRUCTION	\$568,255	\$569,255	\$569,255	\$569,255	\$0	\$0	\$0	0.0%
PROJECT TOTALS	\$568,255	\$569,255	\$569,255	\$569,255	\$0	\$0	\$0	0.0%

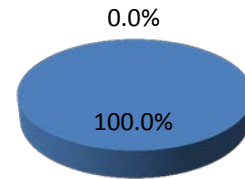
Funding Series Detail: \$0 2012B, \$569,255 2013, \$0 2014
 Expenditure Series Detail: \$0 2012B, \$0 2013, \$0 2014

Approved Budget By Phase



- PRE-DEVELOPMENT ■ CONCEPTUAL
- ENVIRONMENTAL ■ DETAIL DESIGN
- CONSTRUCTION

Budget Spent vs. Approved Budget Remaining



- Remaining ■ Spent

Project Phase	Start	Finish	2014												2015												2016												2017											
			J	F	M	A	M	J	J	A	S	O	N	D	J	F	M	A	M	J	J	A	S	O	N	D	J	F	M	A	M	J	J	A	S	O	N	D	J	F	M	A	M	J	J	A	S	O	N	D
PRE-DEVELOPMENT																																																		
Forecast/Actual																																																		
Approved																																																		
Baseline																																																		
CONCEPTUAL																																																		
Forecast/Actual																																																		
Approved																																																		
Baseline																																																		
ENVIRONMENTAL																																																		
Forecast/Actual																																																		
Approved																																																		
Baseline																																																		
DETAIL DESIGN																																																		
Forecast/Actual																																																		
Approved																																																		
Baseline																																																		
CONSTRUCTION																																																		
Forecast/Actual	01/01/15	10/31/15																																																
Approved	01/01/15	10/31/15																																																
Baseline	01/01/15	10/31/15																																																
CONTRACT CLOSEOUT																																																		
Forecast/Actual	11/01/15	01/31/16																																																
Approved	11/01/15	01/31/16																																																
Baseline	11/01/15	01/31/16																																																

Franklin Street Bulbouts

With the approval of the Prop B Roadway and Repaving Bond (Streetscape Bond), the Department of Public Works (DPW) is accelerating its Franklin Street repaving work and, subsequently, is advertising a construction contract in January 2013. This presents an opportunity for SFMTA and DPW to coordinate street improvements in the corridor. The SFMTA previously prioritized the design and implementation of SFgo infrastructure and pedestrian countdown signal conduits project in coordination with DPW's repaving efforts. The pedestrian bulbout on Franklin Street at Hayes and Turk Streets intersections would additionally complement those improvements and would significantly enhance pedestrian access and safety at those intersections.

PROJECT INITIATION: November 1, 2012
 CURRENT PROJECT PHASE: Construction

PROJECT MANAGER: Cathal Hennessy (415) 701-4548
 PROJECT ENGINEER: Au Bui (DPW) (415) 554-8283
 RESIDENT ENGINEER:

CONTRACTOR: M Squared, 1278 20th Ave, Suite C, SF, CA 94122

CONTRACT AWARD DATE: October 1, 2013	CONTRACT AWARD VALUE: \$222,353
NOTICE TO PROCEED: December 1, 2013	MODIFICATIONS TO-DATE: \$0
SUBSTANTIAL COMPLETION: December 31, 2014	TOTAL CONTRACT VALUE: \$222,353
FINAL COMPLETION: July 1, 2015	% MODIFICATION:

ACCOMPLISHMENTS THIS PERIOD:

The contractor completed the installation of the third bulb.

UPCOMING PROJECT MILESTONES: (3 MONTH LOOK-AHEAD)

The contractor will begin the pavement renovation for Franklin Street. Upon completion, DPW will begin the project close out.

PROJECT CHALLENGES / AREAS OF CONCERN:

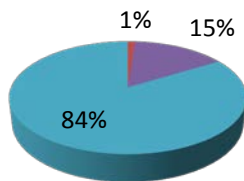
None to report

Franklin Street Bulbouts

PROJECT PHASE	BASELINE BUDGET	APPROVED BUDGET	ESTIMATE AT COMPLETION	BOND FUNDING	OTHER FUNDING	BOND SPENT	OTHER SPENT	BUDGET SPENT
PRE-DEVELOPMENT	\$0	\$0	\$0	\$0	\$0	\$0	\$0	-
CONCEPTUAL	\$3,524	\$3,524	\$3,524	\$3,403	\$0	\$3,403	\$0	96.6%
ENVIRONMENTAL	\$0	\$0	\$0	\$0	\$0	\$0	\$0	-
DETAIL DESIGN	\$45,243	\$45,243	\$45,243	\$45,364	\$0	\$45,105	\$0	99.7%
CONSTRUCTION	\$250,000	\$250,000	\$250,000	\$0	\$250,000	\$0	\$71,113	28.4%
PROJECT TOTALS	\$298,767	\$298,767	\$298,767	\$48,767	\$250,000	\$48,508	\$71,113	40.0%

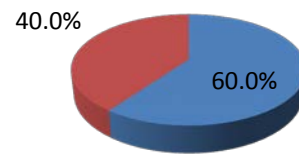
Funding Series Detail: \$48,767 2012B, \$0 2013, \$0 2014
 Expenditure Series Detail: \$48,508 2012B, \$0 2013, \$0 2014

Approved Budget By Phase



- PRE-DEVELOPMENT
- CONCEPTUAL
- ENVIRONMENTAL
- DETAIL DESIGN
- CONSTRUCTION

Budget Spent vs. Approved Budget Remaining



- Remaining
- Spent

Project Phase	Start	Finish	2014												2015												2016												2017											
			J	F	M	A	M	J	J	A	S	O	N	D	J	F	M	A	M	J	J	A	S	O	N	D	J	F	M	A	M	J	J	A	S	O	N	D	J	F	M	A	M	J	J	A	S	O	N	D
PRE-DEVELOPMENT																																																		
Forecast/Actual																																																		
Approved																																																		
Baseline																																																		
CONCEPTUAL																																																		
Forecast/Actual	10/01/12	11/01/12																																																
Approved	10/01/12	11/01/12																																																
Baseline	10/01/12	11/01/12																																																
ENVIRONMENTAL																																																		
Forecast/Actual																																																		
Approved																																																		
Baseline																																																		
DETAIL DESIGN																																																		
Forecast/Actual	11/01/12	10/01/13																																																
Approved	11/01/12	10/01/13																																																
Baseline	11/01/12	10/01/13																																																
CONSTRUCTION																																																		
Forecast/Actual	01/15/14	12/31/14																																																
Approved	01/15/14	12/31/14																																																
Baseline	01/15/14	12/31/14																																																
CONTRACT CLOSEOUT																																																		
Forecast/Actual	12/31/14	07/01/15																																																
Approved	12/31/14	07/01/15																																																
Baseline	12/31/14	07/01/15																																																

Geary-Gough-Peter Yorke Bulbout

As part of the Department of Public Works' paving of Geary Boulevard, the SFMTA identified the intersection of Geary, Gough, and Peter Yorke as an intersection for needed pedestrian safety improvements. This intersection has one of the longest crossing distances in the city. The project designs and constructs a large bulbout on the northeast corner of Geary and Gough. It shortens the crossing distance and provides an accessible path of travel for pedestrians traveling west on the north side of Geary, approaching Gough.

To realize cost efficiencies and to accommodate the five year excavation moratorium, additional utilities work was added to the scope of the project managed by DPW. SFMTA costs have not changed but the schedule has been extended. Note Contract Value only reflects SFMTA costs for this scope.

PROJECT INITIATION: December 1, 2012
 CURRENT PROJECT PHASE: Construction

PROJECT MANAGER: Oliver Gajda (415) 701-4467
 PROJECT ENGINEER: Au Bui (DPW) (415) 554-8283
 RESIDENT ENGINEER:

CONTRACTOR: M Squared Construction Inc, 1278 20th Avenue - Suite C, SF, CA 94122

CONTRACT AWARD DATE: January 13, 2014	CONTRACT AWARD VALUE: \$183,500
NOTICE TO PROCEED: April 7, 2014	MODIFICATIONS TO-DATE: \$0
SUBSTANTIAL COMPLETION: June 30, 2015	TOTAL CONTRACT VALUE: \$183,500
FINAL COMPLETION: June 30, 2015	% MODIFICATION:

ACCOMPLISHMENTS THIS PERIOD:

The project that includes the Geary-Gough-Yorke, signal and bulb work at Gough and Fell, as well as other bulbs has begun but work for the bulbs at that intersection has not started. Underground utility work continues.

UPCOMING PROJECT MILESTONES: (3 MONTH LOOK-AHEAD)

Construction slated to start after all underground utility work is completed along Gough Street.

PROJECT CHALLENGES / AREAS OF CONCERN:

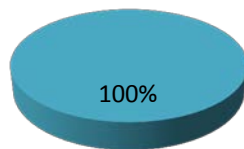
If the underground work is delayed, then so will be the curb work including the bulb for this project (currently there are no delays expected).

Geary-Gough-Peter Yorke Bulbout

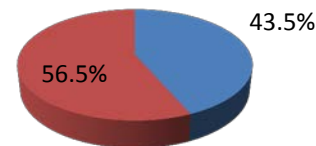
PROJECT PHASE	BASELINE BUDGET	APPROVED BUDGET	ESTIMATE AT COMPLETION	BOND FUNDING	OTHER FUNDING	BOND SPENT	OTHER SPENT	BUDGET SPENT
PRE-DEVELOPMENT	\$0	\$0	\$0	\$0	\$0	\$0	\$0	-
CONCEPTUAL	\$0	\$0	\$0	\$0	\$0	\$0	\$0	-
ENVIRONMENTAL	\$0	\$0	\$0	\$0	\$0	\$0	\$0	-
DETAIL DESIGN	\$0	\$0	\$0	\$0	\$0	\$0	\$0	-
CONSTRUCTION	\$183,500	\$183,500	\$183,500	\$183,500	\$0	\$103,744	\$0	56.5%
PROJECT TOTALS	\$183,500	\$183,500	\$183,500	\$183,500	\$0	\$103,744	\$0	56.5%

Funding Series Detail: \$183,500 2012B, \$0 2013, \$0 2014
 Expenditure Series Detail: \$103,744 2012B, \$0 2013, \$0 2014

Approved Budget By Phase



Budget Spent vs. Approved Budget Remaining



- PRE-DEVELOPMENT ■ CONCEPTUAL
- ENVIRONMENTAL ■ DETAIL DESIGN
- CONSTRUCTION

- Remaining ■ Spent

Project Phase	Start	Finish	2014												2015												2016												2017											
			J	F	M	A	M	J	J	A	S	O	N	D	J	F	M	A	M	J	J	A	S	O	N	D	J	F	M	A	M	J	J	A	S	O	N	D	J	F	M	A	M	J	J	A	S	O	N	D
PRE-DEVELOPMENT																																																		
Forecast/Actual																																																		
Approved																																																		
Baseline																																																		
CONCEPTUAL																																																		
Forecast/Actual																																																		
Approved																																																		
Baseline																																																		
ENVIRONMENTAL																																																		
Forecast/Actual																																																		
Approved																																																		
Baseline																																																		
DETAIL DESIGN																																																		
Forecast/Actual																																																		
Approved																																																		
Baseline																																																		
CONSTRUCTION (including DETAIL DESIGN Activities)																																																		
Forecast/Actual	04/01/13	06/30/15																																																
Approved	04/01/13	06/30/15																																																
Baseline	04/01/13	06/30/14																																																
CONTRACT CLOSEOUT																																																		
Forecast/Actual	06/30/15	09/30/15																																																
Approved	06/30/15	09/30/15																																																
Baseline	07/01/14	09/30/14																																																

Gough Street Pedestrian Improvements

As part of the Department of Public Works' paving of Gough Street, the SFMTA identified four intersections for pedestrian improvements. The intersections of Gough/Turk, Gough/Grove, Gough/Hayes, and Gough/Fell will have pedestrian bulbouts implemented as part of the repaving project. These bulbouts will reduce pedestrian crossing distances and improve pedestrian visibility to drivers.

To realize cost efficiencies and to accommodate the five year excavation moratorium, additional utilities work was added to the scope of the project managed by DPW. SFMTA costs have not changed but the schedule has been extended. Note contract value only reflects SFMTA costs for this scope.

PROJECT INITIATION: December 1, 2012
 CURRENT PROJECT PHASE: Construction

PROJECT MANAGER: Oliver Gajda (415) 701-4467
 PROJECT ENGINEER: Au Bui (DPW) (415) 554-8283
 RESIDENT ENGINEER:

CONTRACTOR: M Squared Construction Inc, 1278 20th Avenue - Suite C, SF, CA 94122

CONTRACT AWARD DATE: January 13, 2014	CONTRACT AWARD VALUE: \$514,000
NOTICE TO PROCEED: April 7, 2014	MODIFICATIONS TO-DATE: \$0
SUBSTANTIAL COMPLETION: June 30, 2015	TOTAL CONTRACT VALUE: \$514,000
FINAL COMPLETION: June 30, 2015	% MODIFICATION:

ACCOMPLISHMENTS THIS PERIOD:

Minimal construction work this quarter related to pedestrian improvements as PUC distribution work continues.

UPCOMING PROJECT MILESTONES: (3 MONTH LOOK-AHEAD)

Waiting for DPW and contractor to start construction.

PROJECT CHALLENGES / AREAS OF CONCERN:

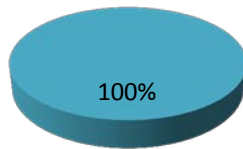
Timely completion of PUC work in order for pedestrian related improvements to begin.

Gough Street Pedestrian Improvements

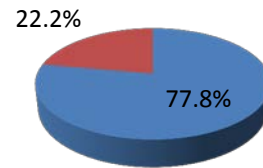
PROJECT PHASE	BASELINE BUDGET	APPROVED BUDGET	ESTIMATE AT COMPLETION	BOND FUNDING	OTHER FUNDING	BOND SPENT	OTHER SPENT	BUDGET SPENT
PRE-DEVELOPMENT	\$0	\$0	\$0	\$0	\$0	\$0	\$0	-
CONCEPTUAL	\$0	\$0	\$0	\$0	\$0	\$0	\$0	-
ENVIRONMENTAL	\$0	\$0	\$0	\$0	\$0	\$0	\$0	-
DETAIL DESIGN	\$0	\$0	\$0	\$0	\$0	\$0	\$0	-
CONSTRUCTION	\$514,000	\$514,000	\$514,000	\$437,587	\$0	\$113,998	\$0	22.2%
PROJECT TOTALS	\$514,000	\$514,000	\$514,000	\$437,587	\$0	\$113,998	\$0	22.2%

Funding Series Detail: \$437,587 2012B, \$0 2013, \$0 2014
 Expenditure Series Detail: \$113,998 2012B, \$0 2013, \$0 2014

Approved Budget By Phase



Budget Spent vs. Approved Budget Remaining



- PRE-DEVELOPMENT ■ CONCEPTUAL
- ENVIRONMENTAL ■ DETAIL DESIGN
- CONSTRUCTION

- Remaining ■ Spent

Project Phase	Start	Finish	2014				2015				2016				2017													
			J	F	M	A	M	J	J	A	S	O	N	D	J	F	M	A	M	J	J	A	S	O	N	D		
PRE-DEVELOPMENT																												
Forecast/Actual																												
Approved																												
Baseline																												
CONCEPTUAL																												
Forecast/Actual																												
Approved																												
Baseline																												
ENVIRONMENTAL																												
Forecast/Actual																												
Approved																												
Baseline																												
DETAIL DESIGN																												
Forecast/Actual																												
Approved																												
Baseline																												
CONSTRUCTION (including DETAIL DESIGN Activities)																												
Forecast/Actual	04/01/13	06/30/15	[Gantt bar with blue and hatched segments]																									
Approved	04/01/13	06/30/15	[Gantt bar with hatched segments]																									
Baseline	04/01/13	06/30/14	[Gantt bar with pink and hatched segments]																									
CONTRACT CLOSEOUT																												
Forecast/Actual	06/30/15	09/30/15	[Gantt bar with blue and hatched segments]																									
Approved	06/30/15	09/30/15	[Gantt bar with hatched segments]																									
Baseline	07/01/14	09/30/14	[Gantt bar with pink and hatched segments]																									

Masonic Avenue Complete Streetscape

The Masonic Avenue Complete Streetscape project's goal is to increase safety and accessibility for all modes of travel on Masonic Avenue, from Fell Street to Geary Boulevard (an eight block segment that is about 2/3 of a mile). Masonic Ave is a major north-south arterial in San Francisco, and is also the chief bike and transit route through the area. The street is auto-dominated, and has had a high rate of pedestrian and bicycle collisions. This project will re-allocate space to calm traffic, provide dedicated space for people on bicycles, and provide pedestrian enhancements, such as median refuge islands, bus boarding islands, and sidewalk landscaping. Note: Conceptual Engineering completed as a multiple-department planning effort (SFMTA Contributed \$35,364). Project Initiation below reflects Detail Design.

PROJECT INITIATION: January 1, 2014
CURRENT PROJECT PHASE: Detail Design

PROJECT MANAGER: Maurice Growney (415) 701-4549
PROJECT ENGINEER: John Dennis (415) 558-4495
RESIDENT ENGINEER: Keanway Kyi (415) 695-2090

CONTRACTOR: TBD

CONTRACT AWARD DATE:	CONTRACT AWARD VALUE:
NOTICE TO PROCEED:	MODIFICATIONS TO-DATE: \$0
SUBSTANTIAL COMPLETION: March 31, 2017	TOTAL CONTRACT VALUE:
FINAL COMPLETION: June 30, 2017	% MODIFICATION:

ACCOMPLISHMENTS THIS PERIOD:

Detail design is essentially completed. Modification of Geary bus bulb complete, the need to survey for Fell bulbs was removed as was the need for signal modification designs for Fell Street signal design.

All but the Board of Supervisors authorization to switch funding from OBAG funds to local is complete. The Board of Supervisors, as SFCTA Commissioners, already approved the funding swap earlier.

UPCOMING PROJECT MILESTONES: (3 MONTH LOOK-AHEAD)

100% Design.

The formal Board of Supervisors approval is scheduled in June.

Confirmation of new funding source for construction.

Estimate from Muni to accommodate a reduction in the service and headways for the 43-Masonic

PROJECT CHALLENGES / AREAS OF CONCERN:

Cost for accommodating Muni routes is higher than expected. The estimated cost for an additional 43-Masonic coach was \$642,000. Beginning with this project, Muni service staff are now applying service costs to all projects in order to maintain headways by adding service. Staff is seeking ways to reduce the effects of construction on the 43-Masonic. This new cost to the project will likely cause delays as funding is sought and other agencies are informed of this new cost to roadway projects.

Other Muni related costs include: \$1,440,000 for re-routing of the 5/5L-Fulton, 21-Hayes and the 31-Balboa off of Masonic between Geary and Turk; and, \$733,000 for Muni electrician and supervisor support for OCS crossings at Hayes, Fulton and Turk Streets. The latter is needed during the excavations for sewer and water facilities.

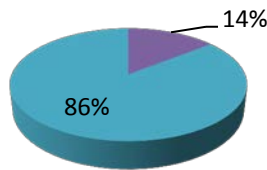
Masonic Avenue Complete Streetscape

PROJECT PHASE	BASELINE BUDGET	APPROVED BUDGET	ESTIMATE AT COMPLETION	BOND FUNDING	OTHER FUNDING	BOND SPENT	OTHER SPENT	BUDGET SPENT
PRE-DEVELOPMENT	\$0	\$0	\$0	\$0	\$0	\$0	\$0	-
CONCEPTUAL	\$0	\$0	\$0	\$0	\$0	\$0	\$0	-
ENVIRONMENTAL	\$0	\$0	\$0	\$0	\$0	\$0	\$0	-
DETAIL DESIGN	\$2,340,000	\$3,030,786	\$3,030,786	\$3,021,058	\$185,365	\$1,129,662	\$185,365	43.4%
CONSTRUCTION	\$18,000,000	\$18,000,000	\$18,000,000	\$0	\$0	\$0	\$0	0.0%
PROJECT TOTALS	\$20,340,000	\$21,030,786	\$21,030,786	\$3,021,058	\$185,365	\$1,129,662	\$185,365	6.3%

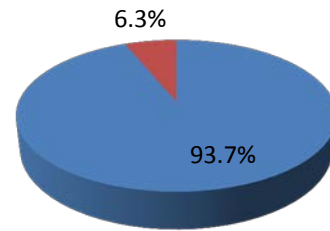
Funding Series Detail: \$0 2012B, \$3,021,058 2013, \$0 2014
 Expenditure Series Detail: \$0 2012B, \$1,129,662 2013, \$0 2014

Budget Spent vs. Approved Budget Remaining

Approved Budget By Phase



- PRE-DEVELOPMENT
- CONCEPTUAL
- ENVIRONMENTAL
- DETAIL DESIGN
- CONSTRUCTION



- Remaining
- Spent

Project Phase	Start	Finish	2014												2015												2016												2017											
			J	F	M	A	M	J	J	A	S	O	N	D	J	F	M	A	M	J	J	A	S	O	N	D	J	F	M	A	M	J	J	A	S	O	N	D	J	F	M	A	M	J	J	A	S	O	N	D
PRE-DEVELOPMENT																																																		
Forecast/Actual																																																		
Approved																																																		
Baseline																																																		
CONCEPTUAL																																																		
Forecast/Actual																																																		
Approved																																																		
Baseline																																																		
ENVIRONMENTAL																																																		
Forecast/Actual																																																		
Approved																																																		
Baseline																																																		
DETAIL DESIGN																																																		
Forecast/Actual	01/01/14	05/01/15	[Gantt chart showing activity from Jan 2014 to May 2015]																																															
Approved	01/01/14	10/31/14	[Gantt chart showing activity from Jan 2014 to Oct 2014]																																															
Baseline	01/01/14	10/31/14	[Gantt chart showing activity from Jan 2014 to Oct 2014]																																															
CONSTRUCTION																																																		
Forecast/Actual	09/01/15	03/31/17	[Gantt chart showing activity from Sep 2015 to Mar 2017]																																															
Approved	09/01/15	03/31/17	[Gantt chart showing activity from Sep 2015 to Mar 2017]																																															
Baseline	09/01/15	03/31/17	[Gantt chart showing activity from Sep 2015 to Mar 2017]																																															
CONTRACT CLOSEOUT																																																		
Forecast/Actual	03/31/17	06/30/17	[Gantt chart showing activity from Mar 2017 to Jun 2017]																																															
Approved	03/31/17	06/30/17	[Gantt chart showing activity from Mar 2017 to Jun 2017]																																															
Baseline	03/31/17	06/30/17	[Gantt chart showing activity from Mar 2017 to Jun 2017]																																															

Muni Green Center Roof Rehabilitation

Replace the Main Shop Building roof, install new rooftop HVAC equipment, and remove abandoned HVAC equipment and associated components.

PROJECT INITIATION: June 1, 2009
 CURRENT PROJECT PHASE: Complete

PROJECT MANAGER: Kenny Ngan (415) 701-5489
 PROJECT ENGINEER: Matthew Fong (415) 701-4340
 RESIDENT ENGINEER: Victor Yuen (415) 706-1142

CONTRACTOR: Pioneer Contractors, Inc., 1485 Armstrong Avenue, San Francisco, CA 94124

CONTRACT AWARD DATE: January 15, 2013	CONTRACT AWARD VALUE: \$4,301,800
NOTICE TO PROCEED: April 1, 2013	MODIFICATIONS TO-DATE: \$739,370
SUBSTANTIAL COMPLETION: August 1, 2014	TOTAL CONTRACT VALUE: \$5,041,170
FINAL COMPLETION: May 1, 2015	% MODIFICATION:

ACCOMPLISHMENTS THIS PERIOD:

No further reporting; project closed out.

UPCOMING PROJECT MILESTONES: (3 MONTH LOOK-AHEAD)

No further reporting; project closed out.

PROJECT CHALLENGES / AREAS OF CONCERN:

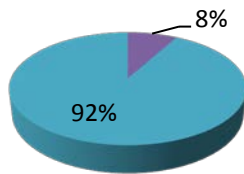
No further reporting; project closed out.

Muni Green Center Roof Rehabilitation

PROJECT PHASE	BASILINE BUDGET	APPROVED BUDGET	ESTIMATE AT COMPLETION	BOND FUNDING	OTHER FUNDING	BOND SPENT	OTHER SPENT	BUDGET SPENT
PRE-DEVELOPMENT	\$0	\$0	\$0	\$0	\$0	\$0	\$0	-
CONCEPTUAL	\$0	\$0	\$0	\$0	\$0	\$0	\$0	-
ENVIRONMENTAL	\$0	\$0	\$0	\$0	\$0	\$0	\$0	-
DETAIL DESIGN	\$607,628	\$549,769	\$542,076	\$349,540	\$251,000	\$344,915	\$197,161	98.6%
CONSTRUCTION	\$4,692,372	\$6,236,422	\$5,885,303	\$5,890,034	\$300,000	\$5,848,573	\$264,489	98.0%
PROJECT TOTALS	\$5,300,000	\$6,786,191	\$6,427,379	\$6,239,574	\$551,000	\$6,193,488	\$461,650	98.1%

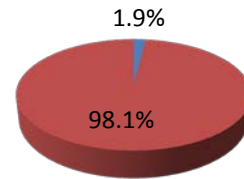
Funding Series Detail: \$6,239,574 2012B, \$0 2013, \$0 2014
 Expenditure Series Detail: \$6,193,488 2012B, \$0 2013, \$0 2014

Approved Budget By Phase



- PRE-DEVELOPMENT ■ CONCEPTUAL
- ENVIRONMENTAL ■ DETAIL DESIGN
- CONSTRUCTION

Budget Spent vs. Approved Budget Remaining



- Remaining ■ Spent

Project Phase	Start	Finish	2014												2015												2016												2017											
			J	F	M	A	M	J	J	A	S	O	N	D	J	F	M	A	M	J	J	A	S	O	N	D	J	F	M	A	M	J	J	A	S	O	N	D	J	F	M	A	M	J	J	A	S	O	N	D
PRE-DEVELOPMENT																																																		
Forecast/Actual																																																		
Approved																																																		
Baseline																																																		
CONCEPTUAL																																																		
Forecast/Actual																																																		
Approved																																																		
Baseline																																																		
ENVIRONMENTAL																																																		
Forecast/Actual																																																		
Approved																																																		
Baseline																																																		
DETAIL DESIGN																																																		
Forecast/Actual	05/02/12	03/31/13																																																
Approved	05/02/12	03/31/13																																																
Baseline	05/02/12	11/30/12																																																
CONSTRUCTION																																																		
Forecast/Actual	04/01/13	08/01/14																																																
Approved	04/01/13	12/01/13																																																
Baseline	12/01/12	06/29/13																																																
CONTRACT CLOSEOUT																																																		
Forecast/Actual	08/02/14	05/01/15																																																
Approved	12/02/13	04/01/14																																																
Baseline	06/30/13	10/28/13																																																

Muni Metro Sunset Tunnel Rail Rehabilitation

Upgrade and reconstruct aging N-Line railway infrastructure in the Sunset Tunnel, which includes replacing track work, overhead contact system components, feeder cables, the curve signal system, and firefighting standpipe components; cleaning drain lines; and adding conduit for a future emergency bluelight telephone system.

Additional scope has been identified to address the findings from the Tunnel Seismic Vulnerability Study Report dated February 29, 2012. Scope elements include obtaining a geotechnical report evaluating the portal walls for earthquake loading and incorporating any resulting design requirements, such as a foundation retrofit, into the Final Design package.

PROJECT INITIATION: May 11, 2012
CURRENT PROJECT PHASE: Construction

PROJECT MANAGER: Tess Kavanagh (415) 701-4212
PROJECT ENGINEER: Mark Rudnicki (415) 701-4243
RESIDENT ENGINEER:

CONTRACTOR: Proven Management Inc., 712 Sansome Street, San Francisco, CA 94111

CONTRACT AWARD DATE:	January 21, 2014	CONTRACT AWARD VALUE:	\$16,123,600
NOTICE TO PROCEED:	April 21, 2014	MODIFICATIONS TO-DATE:	\$0
SUBSTANTIAL COMPLETION:	November 1, 2015	TOTAL CONTRACT VALUE:	\$16,123,600
FINAL COMPLETION:	January 30, 2016	% MODIFICATION:	

ACCOMPLISHMENTS THIS PERIOD:

Negotiations with neighbors generated a noise mitigation plan that was submitted and approved by the Board of Appeals. The Night Noise permit was re-instated March 11 and weekend shutdown work resumed on March 21.

UPCOMING PROJECT MILESTONES: (3 MONTH LOOK-AHEAD)

PM working with Operations to develop new shutdown dates to complete the work. Received support from Operations to use Giants home game weekends to make up lost shutdowns. Operations will re-assess this option upon completion of weekend shutdown on May 1 - May 3.

PROJECT CHALLENGES / AREAS OF CONCERN:

April 10 shutdown was cancelled at last minute by contractor due to failure of ballast to pass materials testing requirements. Transit has stated that it will not be able provide any additional shutdowns beyond the 15 required by contract because of the bus substitution needs of other trackway projects.

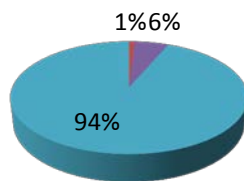
Repair work on drain line may have significant impacts to the project budget and schedule.

Muni Metro Sunset Tunnel Rail Rehabilitation

PROJECT PHASE	BASILINE BUDGET	APPROVED BUDGET	ESTIMATE AT COMPLETION	BOND FUNDING	OTHER FUNDING	BOND SPENT	OTHER SPENT	BUDGET SPENT
PRE-DEVELOPMENT	\$0	\$0	\$0	\$0	\$0	\$0	\$0	-
CONCEPTUAL	\$200,000	\$275,544	\$275,544	\$0	\$275,544	\$0	\$275,544	100.0%
ENVIRONMENTAL	\$0	\$0	\$0	\$0	\$0	\$0	\$0	-
DETAIL DESIGN	\$2,100,000	\$1,628,480	\$1,215,945	\$900,000	\$453,804	\$900,000	\$311,233	74.4%
CONSTRUCTION	\$29,700,000	\$27,700,000	\$24,700,000	\$7,500,000	\$16,708,600	\$4,849,448	\$3,152,429	28.9%
PROJECT TOTALS	\$32,000,000	\$29,604,024	\$26,191,489	\$8,400,000	\$17,437,948	\$5,749,448	\$3,739,206	32.1%

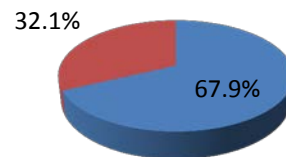
Funding Series Detail: \$900,000 2012B, \$7,500,000 2013, \$0 2014
 Expenditure Series Detail: \$900,000 2012B, \$4,849,448 2013, \$0 2014

Approved Budget By Phase



- PRE-DEVELOPMENT
- CONCEPTUAL
- ENVIRONMENTAL
- DETAIL DESIGN
- CONSTRUCTION

Budget Spent vs. Approved Budget Remaining



- Remaining
- Spent

Project Phase	Start	Finish	2014												2015												2016												2017											
			J	F	M	A	M	J	J	A	S	O	N	D	J	F	M	A	M	J	J	A	S	O	N	D	J	F	M	A	M	J	J	A	S	O	N	D	J	F	M	A	M	J	J	A	S	O	N	D
PRE-DEVELOPMENT																																																		
Forecast/Actual																																																		
Approved																																																		
Baseline																																																		
CONCEPTUAL																																																		
Forecast/Actual	05/01/12	10/29/12																																																
Approved	05/01/12	10/29/12																																																
Baseline	05/01/12	10/29/12																																																
ENVIRONMENTAL																																																		
Forecast/Actual																																																		
Approved																																																		
Baseline																																																		
DETAIL DESIGN																																																		
Forecast/Actual	10/30/12	04/20/14																																																
Approved	10/30/12	08/26/13																																																
Baseline	10/30/12	08/26/13																																																
CONSTRUCTION																																																		
Forecast/Actual	04/21/14	11/01/15																																																
Approved	04/21/14	05/16/15																																																
Baseline	08/27/13	10/20/14																																																
CONTRACT CLOSEOUT																																																		
Forecast/Actual	11/02/15	02/01/15																																																
Approved	05/17/15	08/11/15																																																
Baseline	10/21/14	01/19/15																																																

Muni Metro Turnback Rail Rehabilitation

Replace all worn rail from Folsom Portal to Embarcadero Station, totaling approximately 3,600 linear feet (LF) of running rail and 1,060 LF of guard rail. In addition, replacement of one corroded fire suppression deluge valve (with associated trim) as well as the refurbishment of five deluge access panels will be completed. As part of the deluge valve replacement, all safety protocol by the SFFD and NFPA 13 will be followed, including a fire watch during the system shutdown period and a full test of the deluge system in the presence of the SFFD following the valve replacement.

PROJECT INITIATION: March 5, 2012
 CURRENT PROJECT PHASE: Complete

PROJECT MANAGER: Kenny Ngan (415) 701-5489
 PROJECT ENGINEER: Sandy Ng (415) 701-4231
 RESIDENT ENGINEER: Victor Yuen (415) 706-1142

CONTRACTOR: NTK Construction, Inc., 501 Cesar Chavez, Suite 123, San Francisco, CA 94124

CONTRACT AWARD DATE: February 1, 2013	CONTRACT AWARD VALUE: \$800,400
NOTICE TO PROCEED: March 5, 2013	MODIFICATIONS TO-DATE: \$0
SUBSTANTIAL COMPLETION: September 1, 2013	TOTAL CONTRACT VALUE: \$800,400
FINAL COMPLETION: October 31, 2013	% MODIFICATION:

ACCOMPLISHMENTS THIS PERIOD:

No further reporting; project closed out.

UPCOMING PROJECT MILESTONES: (3 MONTH LOOK-AHEAD)

No further reporting; project closed out.

PROJECT CHALLENGES / AREAS OF CONCERN:

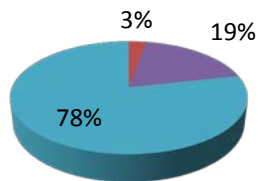
No further reporting; project closed out.

Muni Metro Turnback Rail Rehabilitation

PROJECT PHASE	BASELINE BUDGET	APPROVED BUDGET	ESTIMATE AT COMPLETION	BOND FUNDING	OTHER FUNDING	BOND SPENT	OTHER SPENT	BUDGET SPENT
PRE-DEVELOPMENT	\$0	\$0	\$0	\$0	\$0	\$0	\$0	-
CONCEPTUAL	\$90,000	\$90,000	\$42,477	\$0	\$42,477	\$0	\$42,477	47.2%
ENVIRONMENTAL	\$0	\$0	\$0	\$0	\$0	\$0	\$0	-
DETAIL DESIGN	\$590,000	\$590,000	\$144,226	\$89,504	\$54,722	\$89,504	\$54,722	24.4%
CONSTRUCTION	\$2,920,000	\$2,476,190	\$1,545,862	\$1,595,422	\$0	\$1,545,862	\$0	62.4%
PROJECT TOTALS	\$3,600,000	\$3,156,190	\$1,732,565	\$1,684,926	\$97,199	\$1,635,366	\$97,199	54.9%

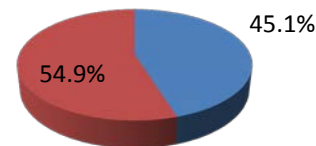
Funding Series Detail: \$1,684,926 2012B, \$0 2013, \$0 2014
 Expenditure Series Detail: \$1,635,366 2012B, \$0 2013, \$0 2014

Approved Budget By Phase



- PRE-DEVELOPMENT ■ CONCEPTUAL
- ENVIRONMENTAL ■ DETAIL DESIGN
- CONSTRUCTION

Budget Spent vs. Approved Budget Remaining



- Remaining ■ Spent

Project Phase	Start	Finish	2014												2015												2016												2017											
			J	F	M	A	M	J	J	A	S	O	N	D	J	F	M	A	M	J	J	A	S	O	N	D	J	F	M	A	M	J	J	A	S	O	N	D	J	F	M	A	M	J	J	A	S	O	N	D
PRE-DEVELOPMENT																																																		
Forecast/Actual																																																		
Approved																																																		
Baseline																																																		
CONCEPTUAL																																																		
Forecast/Actual	03/05/12	05/01/12																																																
Approved	03/05/12	07/01/12																																																
Baseline	03/05/12	07/01/12																																																
ENVIRONMENTAL																																																		
Forecast/Actual																																																		
Approved																																																		
Baseline																																																		
DETAIL DESIGN																																																		
Forecast/Actual	05/02/12	03/04/13																																																
Approved	07/02/12	03/15/13																																																
Baseline	07/02/12	03/15/13																																																
CONSTRUCTION																																																		
Forecast/Actual	03/05/13	09/01/13																																																
Approved	03/16/13	12/01/13																																																
Baseline	03/16/13	12/01/13																																																
CONTRACT CLOSEOUT																																																		
Forecast/Actual	09/02/13	10/31/13																																																
Approved	12/02/13	04/01/14																																																
Baseline	12/02/13	04/01/14																																																

Muni Metro Turnback Water Intrusion Mitigation

Mitigate water intrusion within the Muni Metro Turnback box structure area, including grouting cracks with epoxy, cleaning and clearing drainage system, replacing water diversion channels, and cleaning and applying epoxy to corroded conduits.

PROJECT INITIATION: March 5, 2012
 CURRENT PROJECT PHASE: Complete

PROJECT MANAGER: Kenny Ngan (415) 701-5489
 PROJECT ENGINEER: Joseph Nguyen (415) 701-4262
 RESIDENT ENGINEER:

CONTRACTOR: SFMTA Job Order Contract (JOC)

CONTRACT AWARD DATE: December 19, 2012	CONTRACT AWARD VALUE: \$203,054
NOTICE TO PROCEED: December 19, 2012	MODIFICATIONS TO-DATE: \$0
SUBSTANTIAL COMPLETION: June 15, 2013	TOTAL CONTRACT VALUE: \$203,054
FINAL COMPLETION: November 1, 2013	% MODIFICATION:

ACCOMPLISHMENTS THIS PERIOD:

No further reporting; project closed out.

UPCOMING PROJECT MILESTONES: (3 MONTH LOOK-AHEAD)

No further reporting; project closed out.

PROJECT CHALLENGES / AREAS OF CONCERN:

No further reporting; project closed out.

Muni Metro Twin Peaks Tunnel Rail Replacement

Replace track-work from West Portal to west of Castro Station, replace the single track crossover between West Portal and Forest Hill Stations, replace track turnouts and approximately 100 feet of track-work on each shoofly track at the old Eureka Station, replace switch machines and track switch controllers and make seismic improvements to the tunnel.

PROJECT INITIATION: August 1, 1998
 CURRENT PROJECT PHASE: Detail Design

PROJECT MANAGER: David Greenaway (415) 701-4237
 PROJECT ENGINEER: Prester Wilson (415) 701-4272
 RESIDENT ENGINEER:

CONTRACTOR: TBD

CONTRACT AWARD DATE: TBD	CONTRACT AWARD VALUE: \$31,197,197
NOTICE TO PROCEED: October 31, 2015	MODIFICATIONS TO-DATE: \$0
SUBSTANTIAL COMPLETION: October 30, 2016	TOTAL CONTRACT VALUE: \$31,197,197
FINAL COMPLETION: February 28, 2017	% MODIFICATION:

ACCOMPLISHMENTS THIS PERIOD:

Developed, with the Transit Division, construction work windows that will take place only on weekends from 9:00 p.m. Friday to 9:00 p.m. Sunday, approximately 20 weekends total. Still need final sign-off from the Transit Division. Continued video inspection of drain between the tracks.

Held three public meetings for the project, one in West Portal at the west end of the tunnel, one in Forest Hill at the mid-point of the tunnel, and one in the Castro at the east end of the tunnel.

Began finalizing the Special Provisions for the project.

UPCOMING PROJECT MILESTONES: (3 MONTH LOOK-AHEAD)

Finalize allowable construction work windows with the Transit Division.

Complete Special Provisions.

Complete video inspection of drain between the tracks.

PROJECT CHALLENGES / AREAS OF CONCERN:

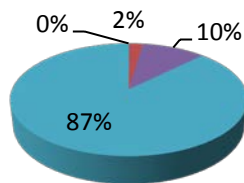
The tunnel shutdowns required to perform the work will have a major impact on Transit Operations. Continue to work with Transit Scheduling, Operations and other CP&C project managers to finalize and sign-off on subway shutdown and bus substitution related schedule.

Muni Metro Twin Peaks Tunnel Rail Replacement

PROJECT PHASE	BASELINE BUDGET	APPROVED BUDGET	ESTIMATE AT COMPLETION	BOND FUNDING	OTHER FUNDING	BOND SPENT	OTHER SPENT	BUDGET SPENT
PRE-DEVELOPMENT	\$50,000	\$50,000	\$73,920	\$0	\$73,920	\$0	\$73,920	147.8%
CONCEPTUAL	\$997,920	\$997,920	\$628,707	\$0	\$645,538	\$0	\$634,457	63.6%
ENVIRONMENTAL	\$0	\$0	\$0	\$0	\$0	\$0	\$0	-
DETAIL DESIGN	\$4,866,780	\$4,866,780	\$4,535,123	\$2,286,000	\$0	\$1,851,279	\$0	38.0%
CONSTRUCTION	\$40,965,300	\$40,965,300	\$40,965,300	\$0	\$0	\$0	\$0	0.0%
PROJECT TOTALS	\$46,880,000	\$46,880,000	\$46,203,050	\$2,286,000	\$719,458	\$1,851,279	\$708,377	5.5%

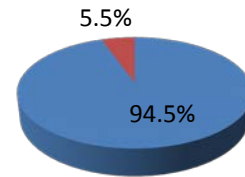
Funding Series Detail: \$0 2012B, \$2,286,000 2013, \$0 2014
 Expenditure Series Detail: \$0 2012B, \$1,851,279 2013, \$0 2014

Approved Budget By Phase



- PRE-DEVELOPMENT ■ CONCEPTUAL
- ENVIRONMENTAL ■ DETAIL DESIGN
- CONSTRUCTION

Budget Spent vs. Approved Budget Remaining



- Remaining ■ Spent

Project Phase	Start	Finish	2014												2015												2016												2017											
			J	F	M	A	M	J	J	A	S	O	N	D	J	F	M	A	M	J	J	A	S	O	N	D	J	F	M	A	M	J	J	A	S	O	N	D	J	F	M	A	M	J	J	A	S	O	N	D
PRE-DEVELOPMENT																																																		
Forecast/Actual																																																		
Approved																																																		
Baseline																																																		
CONCEPTUAL																																																		
Forecast/Actual	02/01/13	03/31/13																																																
Approved	02/01/13	03/31/13																																																
Baseline	02/01/13	03/31/13																																																
ENVIRONMENTAL																																																		
Forecast/Actual																																																		
Approved																																																		
Baseline																																																		
DETAIL DESIGN																																																		
Forecast/Actual	09/02/13	10/30/15	[Gantt chart bars]																																															
Approved	09/02/13	10/30/15	[Gantt chart bars]																																															
Baseline	08/02/13	08/01/14	[Gantt chart bars]																																															
CONSTRUCTION																																																		
Forecast/Actual	10/31/15	10/30/16	[Gantt chart bars]																																															
Approved	10/31/15	10/30/16	[Gantt chart bars]																																															
Baseline	08/02/14	08/01/15	[Gantt chart bars]																																															
CONTRACT CLOSEOUT																																																		
Forecast/Actual	10/31/16	02/28/17	[Gantt chart bars]																																															
Approved	10/31/16	02/28/17	[Gantt chart bars]																																															
Baseline	08/02/15	11/30/15	[Gantt chart bars]																																															

Operator Restrooms (Operator Convenience Facilities Phase I)

Design and construct a minimum of six operator convenience facilities at various locations in the city.

Note: Contract Award Date represents the date of the purchase order for the pre-fabricated units. Contract Award Value represents the cost to purchase units and install.

PROJECT INITIATION: February 15, 2009
 CURRENT PROJECT PHASE: Construction

PROJECT MANAGER: Tess Kavanagh (415) 701-4212
 PROJECT ENGINEER: Robert Mau (415) 701-4509
 RESIDENT ENGINEER:

CONTRACTOR: SFMTA Job Order Contract (JOC)

CONTRACT AWARD DATE: December 21, 2012	CONTRACT AWARD VALUE: \$1,143,000
NOTICE TO PROCEED: December 26, 2012	MODIFICATIONS TO-DATE: \$0
SUBSTANTIAL COMPLETION: May 29, 2015	TOTAL CONTRACT VALUE: \$1,143,000
FINAL COMPLETION: July 29, 2015	% MODIFICATION:

ACCOMPLISHMENTS THIS PERIOD:

For the Micro LBE contract, operations conditionally accepted units at 3rd & Hudson and 3rd & Fitzgerald in order to make 3rd Street restrooms available for January 31 route changes. Work ongoing at 25th & Potrero site, expected completion by end of February.

19th & Buckingham site was submitted to the SF Art Commission on January 12. SFAC rejected proposed location as too prominent and visible. Team adjusting location to be set back from corner by 3-4 parking spaces. Proposed re-design to be submitted for SFAC informal review in early February.

UPCOMING PROJECT MILESTONES: (3 MONTH LOOK-AHEAD)

Issue NTP to DPW JOC 32nd & Geary site.

Substantial Completion of Micro LBE contract.

PROJECT CHALLENGES / AREAS OF CONCERN:

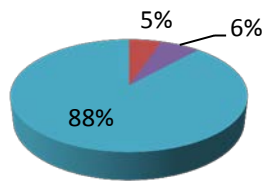
None to report.

Operator Restrooms (Operator Convenience Facilities Phase I)

PROJECT PHASE	BASELINE BUDGET	APPROVED BUDGET	ESTIMATE AT COMPLETION	BOND FUNDING	OTHER FUNDING	BOND SPENT	OTHER SPENT	BUDGET SPENT
PRE-DEVELOPMENT	\$0	\$0	\$0	\$0	\$0	\$0	\$0	-
CONCEPTUAL	\$170,000	\$169,352	\$169,352	\$0	\$169,352	\$0	\$169,352	100.0%
ENVIRONMENTAL	\$0	\$0	\$0	\$0	\$0	\$0	\$0	-
DETAIL DESIGN	\$765,000	\$205,125	\$205,125	\$0	\$205,125	\$0	\$205,125	100.0%
CONSTRUCTION	\$900,000	\$2,808,662	\$2,447,691	\$1,450,000	\$1,324,662	\$750,706	\$1,251,105	71.3%
PROJECT TOTALS	\$1,835,000	\$3,183,139	\$2,822,168	\$1,450,000	\$1,699,139	\$750,706	\$1,625,582	74.7%

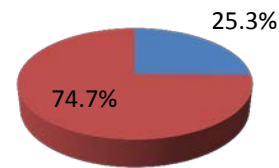
Funding Series Detail: \$0 2012B, \$1,450,000 2013, \$0 2014
 Expenditure Series Detail: \$0 2012B, \$750,706 2013, \$0 2014

Approved Budget By Phase



- PRE-DEVELOPMENT
- ENVIRONMENTAL
- CONSTRUCTION
- CONCEPTUAL
- DETAIL DESIGN

Budget Spent vs. Approved Budget Remaining



- Remaining
- Spent

Project Phase	Start	Finish	2014												2015												2016												2017											
			J	F	M	A	M	J	J	A	S	O	N	D	J	F	M	A	M	J	J	A	S	O	N	D	J	F	M	A	M	J	J	A	S	O	N	D	J	F	M	A	M	J	J	A	S	O	N	D
PRE-DEVELOPMENT																																																		
Forecast/Actual																																																		
Approved																																																		
Baseline																																																		
CONCEPTUAL																																																		
Forecast/Actual	05/01/10	03/01/11																																																
Approved	05/01/10	03/01/11																																																
Baseline	05/01/10	03/01/11																																																
ENVIRONMENTAL																																																		
Forecast/Actual																																																		
Approved																																																		
Baseline																																																		
DETAIL DESIGN																																																		
Forecast/Actual	08/01/12	02/02/14																																																
Approved	08/01/12	02/02/14																																																
Baseline	08/01/12	11/30/13																																																
CONSTRUCTION																																																		
Forecast/Actual	02/03/14	08/01/15																																																
Approved	02/03/14	09/11/15																																																
Baseline	11/30/13	02/29/16																																																
CONTRACT CLOSEOUT																																																		
Forecast/Actual	08/02/15	11/02/15																																																
Approved	09/12/15	01/10/16																																																
Baseline	03/01/16	09/01/16																																																

Operator Convenience Facilities Phase II

Design and construct a minimum of nine operator convenience facilities at various locations in the city.

PROJECT INITIATION: August 1, 2014
CURRENT PROJECT PHASE: Conceptual

PROJECT MANAGER: Tess Kavanagh (415) 701-4212
PROJECT ENGINEER: Robert Mau (415) 701-4509
RESIDENT ENGINEER:

CONTRACTOR: TBD

CONTRACT AWARD DATE: April 1, 2014	CONTRACT AWARD VALUE: \$2,400,000
NOTICE TO PROCEED: August 11, 2016	MODIFICATIONS TO-DATE: \$0
SUBSTANTIAL COMPLETION: February 6, 2018	TOTAL CONTRACT VALUE: \$2,400,000
FINAL COMPLETION: August 8, 2018	% MODIFICATION:

ACCOMPLISHMENTS THIS PERIOD:

19th & Buckingham and Sunnydale sites received SF Art Commission approval on April 20. For 48th & Rivera, Outreach scheduled second community meeting for March 26 and expanded outreach efforts to encourage community participation.

Per discussion with Rec & Park Real Estate, they request that SFMTA proceed with improvements at Dolores Park station as negotiated in 2011 in order to proceed with restroom installation at 6th & Fulton. Team to re-investigate bulb-out option while negotiations with Rec & Park continue.

UPCOMING PROJECT MILESTONES: (3 MONTH LOOK-AHEAD)

Continue community outreach effort for Phase II of the project.

Start Outreach for Parkridge and Burnett site.

Issue Draft CER.

PROJECT CHALLENGES / AREAS OF CONCERN:

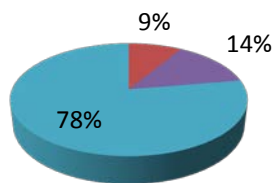
None to report.

Operator Convenience Facilities Phase II

PROJECT PHASE	BASILINE BUDGET	APPROVED BUDGET	ESTIMATE AT COMPLETION	BOND FUNDING	OTHER FUNDING	BOND SPENT	OTHER SPENT	BUDGET SPENT
PRE-DEVELOPMENT	\$0	\$0	\$0	\$0	\$0	\$0	\$0	-
CONCEPTUAL	\$445,000	\$445,000	\$445,000	\$445,000	\$0	\$122,226	\$0	27.5%
ENVIRONMENTAL	\$0	\$0	\$0	\$0	\$0	\$0	\$0	-
DETAIL DESIGN	\$705,000	\$705,000	\$705,000	\$0	\$0	\$0	\$0	0.0%
CONSTRUCTION	\$4,000,000	\$4,000,000	\$4,000,000	\$0	\$0	\$0	\$0	0.0%
PROJECT TOTALS	\$5,150,000	\$5,150,000	\$5,150,000	\$445,000	\$0	\$122,226	\$0	2.4%

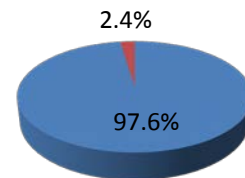
Funding Series Detail: \$0 2012B, \$445,000 2013, \$0 2014
 Expenditure Series Detail: \$0 2012B, \$122,226 2013, \$0 2014

Approved Budget By Phase



- PRE-DEVELOPMENT
- CONCEPTUAL
- ENVIRONMENTAL
- DETAIL DESIGN
- CONSTRUCTION

Budget Spent vs. Approved Budget Remaining



- Remaining
- Spent

Project Phase	Start	Finish	2014												2015												2016												2017											
			J	F	M	A	M	J	J	A	S	O	N	D	J	F	M	A	M	J	J	A	S	O	N	D	J	F	M	A	M	J	J	A	S	O	N	D	J	F	M	A	M	J	J	A	S	O	N	D
PRE-DEVELOPMENT																																																		
Forecast/Actual																																																		
Approved																																																		
Baseline																																																		
CONCEPTUAL																																																		
Forecast/Actual	08/01/14	06/01/15																																																
Approved	08/01/14	04/10/15																																																
Baseline	08/01/14	01/31/15																																																
ENVIRONMENTAL																																																		
Forecast/Actual																																																		
Approved																																																		
Baseline																																																		
DETAIL DESIGN																																																		
Forecast/Actual	06/02/15	06/01/16																																																
Approved	04/13/15	08/10/16																																																
Baseline	02/01/15	04/30/15																																																
CONSTRUCTION																																																		
Forecast/Actual	06/02/16	12/01/17																																																
Approved	08/11/16	02/06/18																																																
Baseline	05/01/15	09/02/15																																																
CONTRACT CLOSEOUT																																																		
Forecast/Actual	12/02/17	03/02/17																																																
Approved	02/07/18	08/08/18																																																
Baseline	09/03/15	11/04/15																																																

Parking Garage Projects

This project involves the restoration of 38 parking facilities that provide nearly 15,000 parking spaces, 90,000 sq. ft. of retail space and generate over \$85M in annual gross revenues. The overall project includes structural/seismic upgrades, energy efficient lighting, mechanical system upgrades (e.g. elevators, HVAC, sump pumps), expanded electric vehicle (EV) charging and bike parking as well as compliance with ADA regulations and various Planning, Building and Fire Codes.

PROJECT INITIATION: October 1, 2012
 CURRENT PROJECT PHASE: Detail Design

PROJECT MANAGER: Rob Malone (415) 701-2430
 PROJECT ENGINEER:
 RESIDENT ENGINEER:

CONTRACTOR: TBD

CONTRACT AWARD DATE:	CONTRACT AWARD VALUE:
NOTICE TO PROCEED:	MODIFICATIONS TO-DATE: \$0
SUBSTANTIAL COMPLETION: November 15, 2017	TOTAL CONTRACT VALUE:
FINAL COMPLETION: December 10, 2017	% MODIFICATION:

ACCOMPLISHMENTS THIS PERIOD:

Ventilation improvement design was completed on Japan Center, Golden Gateway and Sutter Stockton in February 2015. Golden Gateway and Sutter Stockton Ventilation improvement projects advertised for bid March 2015. Bid and Award Process for the water proofing projects at 5th & Mission, Ellis - O'Farrell and Sutter Stockton Garages were completed.

UPCOMING PROJECT MILESTONES: (3 MONTH LOOK-AHEAD)

NTP for the water proofing project at 5th & Mission, Ellis O'Farrell and Sutter Stockton Garages will be obtained. Construction of the waterproofing projects at the above three garages will be completed by June 2015.

The design of the Lombard Garage Waterproofing project will begin and will include the design for the full renovation and waterproofing of the second floor of the garage.

PROJECT CHALLENGES / AREAS OF CONCERN:

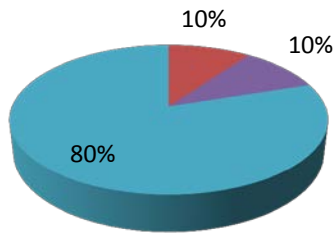
None to report.

Parking Garage Projects

PROJECT PHASE	BASELINE BUDGET	APPROVED BUDGET	ESTIMATE AT COMPLETION	BOND FUNDING	OTHER FUNDING	BOND SPENT	OTHER SPENT	BUDGET SPENT
PRE-DEVELOPMENT	\$0	\$0	\$0	\$0	\$0	\$0	\$0	-
CONCEPTUAL	\$3,000,000	\$3,000,000	\$3,000,000	\$1,265,394	\$0	\$885,963	\$0	29.5%
ENVIRONMENTAL	\$0	\$0	\$0	\$0	\$0	\$0	\$0	-
DETAIL DESIGN	\$3,000,000	\$3,000,000	\$3,000,000	\$492,150	\$0	\$113,323	\$0	3.8%
CONSTRUCTION	\$24,000,000	\$24,000,000	\$24,000,000	\$4,312,198	\$0	\$1,371,750	\$0	5.7%
PROJECT TOTALS	\$30,000,000	\$30,000,000	\$30,000,000	\$6,069,742	\$0	\$2,371,036	\$0	7.9%

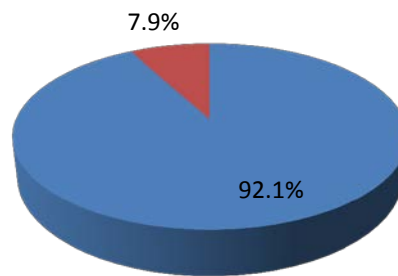
Funding Series Detail: \$4,347,311 2012B, \$1,722,431 2013, \$0 2014
 Expenditure Series Detail: \$1,847,189 2012B, \$523,847 2013, \$0 2014

Approved Budget By Phase



- PRE-DEVELOPMENT ■ CONCEPTUAL
- ENVIRONMENTAL ■ DETAIL DESIGN
- CONSTRUCTION

Budget Spent vs. Approved Budget Remaining



- Remaining ■ Spent

Project Phase	Start	Finish	2014				2015				2016				2017																							
			J	F	M	A	M	J	J	A	S	O	N	D	J	F	M	A	M	J	J	A	S	O	N	D	J	F	M	A	M	J	J	A	S	O	N	D
PRE-DEVELOPMENT																																						
Forecast/Actual																																						
Approved																																						
Baseline																																						
CONCEPTUAL																																						
Forecast/Actual	10/01/12	06/30/15																																				
Approved	10/01/12	03/31/15																																				
Baseline	10/01/12	03/31/15																																				
ENVIRONMENTAL																																						
Forecast/Actual																																						
Approved																																						
Baseline																																						
DETAIL DESIGN																																						
Forecast/Actual	01/01/13	12/31/15																																				
Approved	01/01/13	09/30/15																																				
Baseline	01/01/13	09/30/15																																				
CONSTRUCTION																																						
Forecast/Actual	07/01/13	11/15/17																																				
Approved	07/01/13	09/30/15																																				
Baseline	07/01/13	09/30/15																																				
CONTRACT CLOSEOUT																																						
Forecast/Actual	10/01/13	12/10/17																																				
Approved	10/01/13	12/10/17																																				
Baseline	10/01/13	12/10/17																																				

Pedestrian Countdown Signals 3

This project will design pedestrian countdown signals (PCS) at 11 intersections and accessible pedestrian signals (APS) at an additional 8 intersections. Of the 11 intersections where PCS will be added, three will also have APS added. PCS locations are prioritized using factors such as collision history, inclusion in a Walk First corridor, proximity to schools and commercial districts, and requests from the public. Most of these intersections will involve a full signal upgrade with new conduits, pullboxes, poles, larger signal heads, controllers, etc. A small number of locations have conduits that are in satisfactory condition such that pedestrian signals can be added using existing signal infrastructure. Note: Conceptual work prior to project initiation.

PROJECT INITIATION: March 1, 2014	PROJECT MANAGER: Harvey Quan (415) 701-4640
CURRENT PROJECT PHASE: Detail Design	PROJECT ENGINEER: Norman Wong (415) 701-4600
	RESIDENT ENGINEER: n/a n/a

CONTRACTOR: TBD

CONTRACT AWARD DATE: n/a	CONTRACT AWARD VALUE: n/a
NOTICE TO PROCEED: n/a	MODIFICATIONS TO-DATE: n/a
SUBSTANTIAL COMPLETION: April 1, 2017	TOTAL CONTRACT VALUE:
FINAL COMPLETION: September 30, 2017	% MODIFICATION:

ACCOMPLISHMENTS THIS PERIOD:

- Completed APS installation at 4th/Howard and 5th/Howard.
- Received \$500K to fully fund design phase.
- Developed designs to 65%, incorporating PG&E service points and streetlighting elements.

UPCOMING PROJECT MILESTONES: (3 MONTH LOOK-AHEAD)

None to report.

PROJECT CHALLENGES / AREAS OF CONCERN:

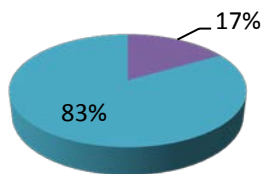
None to report.

Pedestrian Countdown Signals 3

PROJECT PHASE	BASELINE BUDGET	APPROVED BUDGET	ESTIMATE AT COMPLETION	BOND FUNDING	OTHER FUNDING	BOND SPENT	OTHER SPENT	BUDGET SPENT
PRE-DEVELOPMENT	\$0	\$0	\$0	\$0	\$0	\$0	\$0	-
CONCEPTUAL	\$0	\$0	\$0	\$0	\$0	\$0	\$0	-
ENVIRONMENTAL	\$0	\$0	\$0	\$0	\$0	\$0	\$0	-
DETAIL DESIGN	\$500,000	\$500,000	\$500,000	\$500,000	\$0	\$106,852	\$0	21.4%
CONSTRUCTION	\$2,500,000	\$2,500,000	\$2,500,000	\$0	\$0	\$0	\$0	0.0%
PROJECT TOTALS	\$3,000,000	\$3,000,000	\$3,000,000	\$500,000	\$0	\$106,852	\$0	3.6%

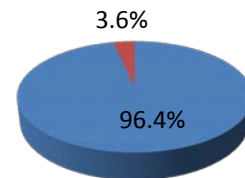
Funding Series Detail: \$0 2012B, \$500,000 2013, \$0 2014
 Expenditure Series Detail: \$0 2012B, \$106,852 2013, \$0 2014

Approved Budget By Phase



- PRE-DEVELOPMENT
- CONCEPTUAL
- ENVIRONMENTAL
- DETAIL DESIGN
- CONSTRUCTION

Budget Spent vs. Approved Budget Remaining



- Remaining
- Spent

Project Phase	Start	Finish	2014												2015												2016												2017											
			J	F	M	A	M	J	J	A	S	O	N	D	J	F	M	A	M	J	J	A	S	O	N	D	J	F	M	A	M	J	J	A	S	O	N	D	J	F	M	A	M	J	J	A	S	O	N	D
PRE-DEVELOPMENT																																																		
Forecast/Actual																																																		
Approved																																																		
Baseline																																																		
CONCEPTUAL																																																		
Forecast/Actual																																																		
Approved																																																		
Baseline																																																		
ENVIRONMENTAL																																																		
Forecast/Actual																																																		
Approved																																																		
Baseline																																																		
DETAIL DESIGN																																																		
Forecast/Actual	04/01/14	11/30/15																																																
Approved	04/01/14	04/01/15																																																
Baseline	04/01/14	04/01/15																																																
CONSTRUCTION																																																		
Forecast/Actual	05/01/16	04/01/17																																																
Approved	08/01/15	11/01/16																																																
Baseline	08/01/15	11/01/16																																																
CONTRACT CLOSEOUT																																																		
Forecast/Actual	04/01/17	09/30/17																																																
Approved	11/01/16	06/30/17																																																
Baseline	11/01/16	06/30/17																																																

Persia Triangle Street Improvements

Vision Zero improvements identified through WalkFirst including a new pedestrian bulb at the northwest corner of Mission and Ocean, extension of the pedestrian bulb at the southwest corner of Mission and Ocean, and signal upgrades on Mission/Ocean, Alemany/Ocean, and Mission/Persia. Project also includes a pilot phase that involved painted bulb-outs.

PROJECT INITIATION: March 1, 2010	PROJECT MANAGER: Robert Lim (415) 701-5669
CURRENT PROJECT PHASE: Construction	PROJECT ENGINEER: Ophelia Lau (415) 554-8350
	RESIDENT ENGINEER: Ashley Hall (415) 554-8351

CONTRACTOR: Precision Engineering, Inc. (PEI)

CONTRACT AWARD DATE: December 10, 2014	CONTRACT AWARD VALUE: \$1,257,389
NOTICE TO PROCEED: March 1, 2015	MODIFICATIONS TO-DATE: \$0
SUBSTANTIAL COMPLETION: December 31, 2015	TOTAL CONTRACT VALUE: \$1,257,389
FINAL COMPLETION: June 30, 2016	% MODIFICATION:

ACCOMPLISHMENTS THIS PERIOD:

NTP granted, project schedule released - construction in the Persia Triangle area is scheduled for mid-June 2015.

UPCOMING PROJECT MILESTONES: (3 MONTH LOOK-AHEAD)

Await construction in the designated area to begin in mid-June 2015.

PROJECT CHALLENGES / AREAS OF CONCERN:

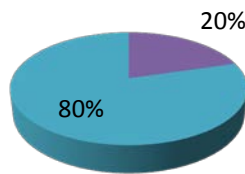
None to report.

Persia Triangle Street Improvements

PROJECT PHASE	BASELINE BUDGET	APPROVED BUDGET	ESTIMATE AT COMPLETION	BOND FUNDING	OTHER FUNDING	BOND SPENT	OTHER SPENT	BUDGET SPENT
PRE-DEVELOPMENT	\$0	\$0	\$0	\$0	\$0	\$0	\$0	-
CONCEPTUAL	\$0	\$0	\$0	\$0	\$0	\$0	\$0	-
ENVIRONMENTAL	\$0	\$0	\$0	\$0	\$0	\$0	\$0	-
DETAIL DESIGN	\$323,030	\$323,030	\$323,030	\$0	\$323,030	\$0	\$74,100	22.9%
CONSTRUCTION	\$1,257,389	\$1,257,389	\$1,257,389	\$450,000	\$680,389	\$0	\$120,817	9.6%
PROJECT TOTALS	\$1,580,419	\$1,580,419	\$1,580,419	\$450,000	\$1,003,419	\$0	\$194,917	12.3%

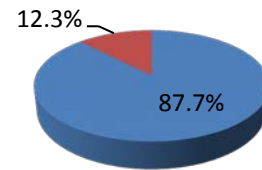
Funding Series Detail: \$0 2012B, \$450,000 2013, \$0 2014
 Expenditure Series Detail: \$0 2012B, \$0 2013, \$0 2014

Approved Budget By Phase



- PRE-DEVELOPMENT ■ CONCEPTUAL
- ENVIRONMENTAL ■ DETAIL DESIGN
- CONSTRUCTION

Budget Spent vs. Approved Budget Remaining



- Remaining ■ Spent

Project Phase	Start	Finish	2014												2015												2016												2017											
			J	F	M	A	M	J	J	A	S	O	N	D	J	F	M	A	M	J	J	A	S	O	N	D	J	F	M	A	M	J	J	A	S	O	N	D	J	F	M	A	M	J	J	A	S	O	N	D
PRE-DEVELOPMENT																																																		
Forecast/Actual																																																		
Approved																																																		
Baseline																																																		
CONCEPTUAL																																																		
Forecast/Actual																																																		
Approved																																																		
Baseline																																																		
ENVIRONMENTAL																																																		
Forecast/Actual																																																		
Approved																																																		
Baseline																																																		
DETAIL DESIGN																																																		
Forecast/Actual	03/01/10	08/01/14																																																
Approved	03/01/10	08/01/14																																																
Baseline	03/01/10	08/01/14																																																
CONSTRUCTION																																																		
Forecast/Actual	03/01/15	03/01/16																																																
Approved	03/01/15	03/01/16																																																
Baseline	03/01/15	03/01/16																																																
CONTRACT CLOSEOUT																																																		
Forecast/Actual	03/31/16	12/01/16																																																
Approved	03/31/16	12/01/16																																																
Baseline	03/31/16	12/01/16																																																

Polk Streetscape

A component of the large Polk Streetscape Project is to implement aesthetic and safety improvements for all users of Polk Street between McAllister and Union Streets, a 20 block segment. Specific improvements include pedestrian bulbouts at two corners at Polk and California, and full traffic signal upgrades along Polk Street at Turk, Eddy, Ellis, and Geary.

PROJECT INITIATION:

CURRENT PROJECT PHASE: **Design**PROJECT MANAGER: **Matt Lasky**

701-5228

PROJECT ENGINEER:

RESIDENT ENGINEER:

CONTRACTOR:

CONTRACT AWARD DATE:

NOTICE TO PROCEED:

SUBSTANTIAL COMPLETION:

FINAL COMPLETION:

CONTRACT AWARD VALUE:

MODIFICATIONS TO-DATE: **\$0**

TOTAL CONTRACT VALUE:

% MODIFICATION:

ACCOMPLISHMENTS THIS PERIOD:

- Continued outreach for project
- Initiated transfer of project to DPW
- DPW at 50% Detail Design
- Draft Schedule completed

UPCOMING PROJECT MILESTONES: (3 MONTH LOOK-AHEAD)

- Continued coordinated outreach with DPW
- Full transfer of project to DPW
- Final Schedule completed
- 75-100% Detail Design

PROJECT CHALLENGES / AREAS OF CONCERN:

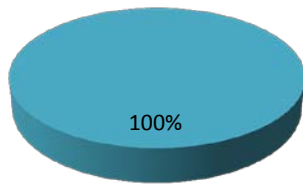
- Somewhat controversial project for public, requires large amount of outreach and coordination with key stakeholders.
- Continued and consistent coordination with DPW
- Project timeline overlaps with Van Ness and Lombard Street. Coordination required to minimize interruptions to peds, bikes, transit and vehicles.

Polk Streetscape

PROJECT PHASE	BASELINE BUDGET	APPROVED BUDGET	ESTIMATE AT COMPLETION	BOND FUNDING	OTHER FUNDING	BOND SPENT	OTHER SPENT	BUDGET SPENT
PRE-DEVELOPMENT	\$0	\$0	\$0	\$0	\$0	\$0	\$0	-
CONCEPTUAL	\$0	\$0	\$0	\$0	\$0	\$0	\$0	-
ENVIRONMENTAL	\$0	\$0	\$0	\$0	\$0	\$0	\$0	-
DETAIL DESIGN	\$0	\$0	\$42,272	\$0	\$0	\$0	\$0	-
CONSTRUCTION	\$883,750	\$883,750	\$883,750	\$883,750	\$0	\$0	\$0	0.0%
PROJECT TOTALS	\$883,750	\$883,750	\$926,022	\$883,750	\$0	\$0	\$0	0.0%

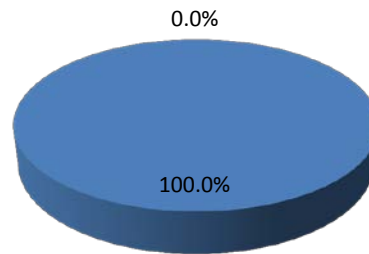
Funding Series Detail: \$0 2012B, \$0 2013, \$883,750 2014
 Expenditure Series Detail: \$0 2012B, \$0 2013, \$0 2014

Approved Budget By Phase



- PRE-DEVELOPMENT ■ CONCEPTUAL
- ENVIRONMENTAL ■ DETAIL DESIGN
- CONSTRUCTION

Budget Spent vs. Approved Budget Remaining



- Remaining ■ Spent

Project Phase	Start	Finish	2014					2015					2016					2017																	
			J	F	M	A	M	J	J	A	S	O	N	D	J	F	M	A	M	J	J	A	S	O	N	D	J	F	M	A	M	J	J	A	S
PRE-DEVELOPMENT																																			
Forecast/Actual																																			
Approved																																			
Baseline																																			
CONCEPTUAL																																			
Forecast/Actual																																			
Approved																																			
Baseline																																			
ENVIRONMENTAL																																			
Forecast/Actual																																			
Approved																																			
Baseline																																			
DETAIL DESIGN																																			
Forecast/Actual	11/01/14																																		
Approved	01/15/15																																		
Baseline	01/15/15	06/26/15																																	
CONSTRUCTION																																			
Forecast/Actual																																			
Approved																																			
Baseline	05/01/16	01/01/18																																	
CONTRACT CLOSEOUT																																			
Forecast/Actual																																			
Approved																																			
Baseline																																			

Procurement of New Light Rail Vehicles (LRV4)

To procure up to 260 light rail vehicles (LRVs). The project scope includes the design, manufacture, delivery and test of LRVs. Also included are spare parts, special tools, training, documentation and associated services. This procurement includes the purchase of 151 LRVs to replace the existing fleet, 24 LRVs to start new revenue service on Central Subway Extension and to handle current demand, and 85 LRVs to accommodate projected ridership increase in the coming ten years. The new vehicles will be delivered as follows: Phase I (24 Base Order Vehicles) and Phase II (151 Base Order Vehicles – 25-175). The Optional Delivery Phase includes the purchase of up to 85 LRVs.

The Detail Design budget was adjusted to reflect design work being performed under another SFMTA project.

Current approved budget is for Phase I.

PROJECT INITIATION: December 1, 2012	PROJECT MANAGER: Trinh Nguyen (415) 701-4602
CURRENT PROJECT PHASE: Contract Initiation (Construction)	PROJECT ENGINEER:
	RESIDENT ENGINEER:

CONTRACTOR: Siemens Industry Inc

CONTRACT AWARD DATE: September 19, 2014	CONTRACT AWARD VALUE: \$1,192,651,577
NOTICE TO PROCEED: September 30, 2014	MODIFICATIONS TO-DATE: \$0
SUBSTANTIAL COMPLETION: December 30, 2018	TOTAL CONTRACT VALUE: \$1,192,651,577
FINAL COMPLETION: December 30, 2021	% MODIFICATION:

ACCOMPLISHMENTS THIS PERIOD:

- All Conceptual Design Review sessions (four) have been completed.
- Working towards the Preliminary Design Review which is scheduled to begin in May.
- Modification No. 1 was done to exercise Option for additional 40 vehicles.

UPCOMING PROJECT MILESTONES: (3 MONTH LOOK-AHEAD)

Continue with the Design Phase.

PROJECT CHALLENGES / AREAS OF CONCERN:

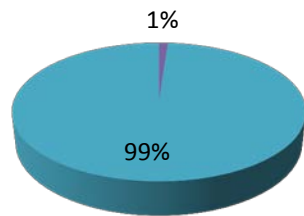
- \$10M of identified funds were removed to support other projects and to be restored at a later time.
- Continue efforts to identify funding sources.
- Insufficient project engineering staff.

Procurement of New Light Rail Vehicles (LRV4)

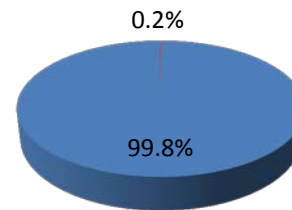
PROJECT PHASE	BASELINE BUDGET	APPROVED BUDGET	ESTIMATE AT COMPLETION	BOND FUNDING	OTHER FUNDING	BOND SPENT	OTHER SPENT	BUDGET SPENT
PRE-DEVELOPMENT	\$0	\$0	\$0	\$0	\$0	\$0	\$0	-
CONCEPTUAL	\$0	\$0	\$0	\$0	\$0	\$0	\$0	-
ENVIRONMENTAL	\$0	\$0	\$0	\$0	\$0	\$0	\$0	-
DETAIL DESIGN	\$2,000,000	\$2,000,000	\$0	\$0	\$0	\$0	\$0	0.0%
CONSTRUCTION	\$1,422,473,225	\$172,638,229	\$172,578,211	\$25,000,000	\$137,733,199	\$379,029	\$0	0.2%
PROJECT TOTALS	\$1,424,473,225	\$174,638,229	\$172,578,211	\$25,000,000	\$137,733,199	\$379,029	\$0	0.2%

Funding Series Detail: \$0 2012B, \$12,500,000 2013, \$12,500,000 2014
 Expenditure Series Detail: \$0 2012B, \$379,029 2013, \$0 2014

Approved Budget By Phase



Budget Spent vs. Approved Budget Remaining



- PRE-DEVELOPMENT ■ CONCEPTUAL
- ENVIRONMENTAL ■ DETAIL DESIGN
- CONSTRUCTION

- Remaining ■ Spent

Project Phase	Start	Finish	2014				2015				2016				2017													
			J	F	M	A	M	J	J	A	S	O	N	D	J	F	M	A	M	J	J	A	S	O	N	D		
PRE-DEVELOPMENT																												
Forecast/Actual																												
Approved																												
Baseline																												
CONCEPTUAL																												
Forecast/Actual																												
Approved																												
Baseline																												
ENVIRONMENTAL																												
Forecast/Actual																												
Approved																												
Baseline																												
DETAIL DESIGN																												
Forecast/Actual	10/01/12	06/30/13																										
Approved	10/01/12	06/30/13																										
Baseline	10/01/12	06/30/13																										
CONSTRUCTION																												
Forecast/Actual	07/01/14	12/30/18																										
Approved	07/01/14	12/30/18																										
Baseline	07/01/14	12/30/18																										
CONTRACT CLOSEOUT																												
Forecast/Actual	01/01/19	12/30/21																										
Approved	01/01/19	12/30/21																										
Baseline	01/01/19	12/30/21																										

Safe Routes to School Projects - Alamo Elementary

Construct bus bulb-outs at the intersection on California Street at 21st Avenue; Construct pedestrian refuge islands on California Street at 21st and 24th Avenues; Construct speed humps on 22nd and 23rd Avenues between California and Clement Streets; Install pedestrian countdown signals on 25th Avenue at Lake and California Streets; Install bicycle racks at Alamo Elementary School.

PROJECT INITIATION: June 1, 2008	PROJECT MANAGER: Adrian Leung (415)749-2538
CURRENT PROJECT PHASE: DETAILED DESIGN CONSTRUCTION	PROJECT ENGINEER: Josef Munoz (415)554-8284
	RESIDENT ENGINEER: Amy Lam (415)437-7048

CONTRACTOR:

CONTRACT AWARD DATE: March 15, 2015	CONTRACT AWARD VALUE:
NOTICE TO PROCEED: May 1, 2015	MODIFICATIONS TO-DATE: \$0
SUBSTANTIAL COMPLETION:	TOTAL CONTRACT VALUE:
FINAL COMPLETION:	% MODIFICATION:

ACCOMPLISHMENTS THIS PERIOD:

Last stages of detailed design; advertised bid; selected contractor; removed Caltrans red flag status.

UPCOMING PROJECT MILESTONES: (3 MONTH LOOK-AHEAD)

Award bid; NTP

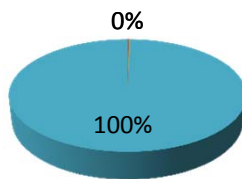
PROJECT CHALLENGES / AREAS OF CONCERN:

Safe Routes to School Projects - Alamo Elementary

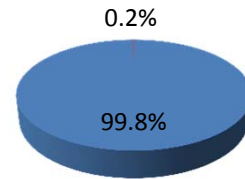
PROJECT PHASE	BASELINE BUDGET	APPROVED BUDGET	ESTIMATE AT COMPLETION	BOND FUNDING	OTHER FUNDING	BOND SPENT	OTHER SPENT	BUDGET SPENT
PRE-DEVELOPMENT	\$0	\$0	\$0	\$0	\$0	\$0	\$0	-
CONCEPTUAL	\$132,175	\$132,175	\$130,161	\$0	\$132,175	\$0	\$115,771	87.6%
ENVIRONMENTAL	\$132,175	\$132,175	\$114,674	\$0	\$132,175	\$0	\$0	0.0%
DETAIL DESIGN	\$0	\$0	\$0	\$0	\$0	\$0	\$0	-
CONSTRUCTION	\$619,458	\$61,945,800	\$0	\$87,800	\$426,183	\$0	\$0	0.0%
PROJECT TOTALS	\$883,808	\$62,210,150	\$244,835	\$87,800	\$690,533	\$0	\$115,771	0.2%

Funding Series Detail: \$0 2012B, \$87,800 2013, \$0 2014
 Expenditure Series Detail: \$0 2012B, \$0 2013, \$0 2014

Approved Budget By Phase



Budget Spent vs. Approved Budget Remaining



- PRE-DEVELOPMENT ■ CONCEPTUAL
- ENVIRONMENTAL ■ DETAIL DESIGN
- CONSTRUCTION

Project Phase	Start	Finish	2014												2015												2016												2017											
			J	F	M	A	M	J	J	A	S	O	N	D	J	F	M	A	M	J	J	A	S	O	N	D	J	F	M	A	M	J	J	A	S	O	N	D	J	F	M	A	M	J	J	A	S	O	N	D
PRE-DEVELOPMENT																																																		
Forecast/Actual																																																		
Approved																																																		
Baseline																																																		
CONCEPTUAL																																																		
Forecast/Actual	06/01/08	02/01/12																																																
Approved	06/01/08	02/01/12																																																
Baseline	06/01/08	02/01/12																																																
ENVIRONMENTAL																																																		
Forecast/Actual	03/01/12	12/18/12																																																
Approved	03/01/12	12/18/12																																																
Baseline	03/01/12	12/18/12																																																
DETAIL DESIGN																																																		
Forecast/Actual																																																		
Approved																																																		
Baseline																																																		
CONSTRUCTION (including DETAIL DESIGN Activities)																																																		
Forecast/Actual	01/01/13		[Construction Period]																																															
Approved	01/01/13		[Construction Period]																																															
Baseline	01/01/13	12/01/15	[Construction Period]																																															
CONTRACT CLOSEOUT																																																		
Forecast/Actual																																																		
Approved	12/31/15		[Contract Closeout Period]																																															
Baseline	12/31/15	12/31/15	[Contract Closeout Period]																																															

Safe Routes to School Projects - Denman

The SFMTA will construct pedestrian safety improvements in the vicinity of James Denman Middle School. Work includes:

- Ocean/Otsego;
- Sidewalk widening (Bulbouts), ADA Curb Ramps, and Sewer;
- Alemany/Onondaga;
- Sidewalk Corner Extensions (Bulbouts), Traffic Signal Upgrades (New poles and heads, APS, Ped count Down signals) ADA Curb Ramps, and Sewer Work

PROJECT INITIATION: June 1, 2012
 CURRENT PROJECT PHASE: DETAILED DESIGN

PROJECT MANAGER: Adrian Leung (415)749-2538
 PROJECT ENGINEER: Thet Maung (415)554-8261
 RESIDENT ENGINEER: Amy Lam (415)437-7048

CONTRACTOR:

CONTRACT AWARD DATE:	CONTRACT AWARD VALUE:
NOTICE TO PROCEED:	MODIFICATIONS TO-DATE: \$0
SUBSTANTIAL COMPLETION:	TOTAL CONTRACT VALUE:
FINAL COMPLETION:	% MODIFICATION:

ACCOMPLISHMENTS THIS PERIOD:

Submitted the sixth right of way draft document to Caltrans on 3/18/15 and was verbally approved in late March.

UPCOMING PROJECT MILESTONES: (3 MONTH LOOK-AHEAD)

Submittal of draft application for construction funding to Caltrans.

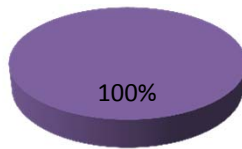
PROJECT CHALLENGES / AREAS OF CONCERN:

Safe Routes to School Projects - Denman

PROJECT PHASE	BASELINE BUDGET	APPROVED BUDGET	ESTIMATE AT COMPLETION	BOND FUNDING	OTHER FUNDING	BOND SPENT	OTHER SPENT	BUDGET SPENT
PRE-DEVELOPMENT	\$0	\$0	\$0	\$0	\$0	\$0	\$0	-
CONCEPTUAL	\$0	\$0	\$0	\$0	\$0	\$0	\$0	-
ENVIRONMENTAL	\$0	\$0	\$0	\$0	\$0	\$0	\$0	-
DETAIL DESIGN	\$230,933	\$230,933	\$230,933	\$29,200	\$240,006	\$0	\$184,032	79.7%
CONSTRUCTION	\$1,040,595	\$0	\$0	\$0	\$0	\$0	\$0	-
PROJECT TOTALS	\$1,271,528	\$230,933	\$230,933	\$29,200	\$240,006	\$0	\$184,032	79.7%

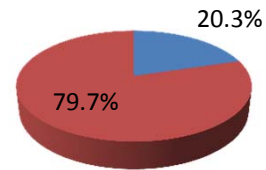
Funding Series Detail: \$0 2012B, \$29,200 2013, \$0 2014
 Expenditure Series Detail: \$0 2012B, \$0 2013, \$0 2014

Approved Budget By Phase



- PRE-DEVELOPMENT ■ CONCEPTUAL
- ENVIRONMENTAL ■ DETAIL DESIGN
- CONSTRUCTION

Budget Spent vs. Approved Budget Remaining



- Remaining ■ Spent

Project Phase	Start	Finish	2014												2015												2016												2017											
			J	F	M	A	M	J	J	A	S	O	N	D	J	F	M	A	M	J	J	A	S	O	N	D	J	F	M	A	M	J	J	A	S	O	N	D	J	F	M	A	M	J	J	A	S	O	N	D
PRE-DEVELOPMENT																																																		
Forecast/Actual																																																		
Approved																																																		
Baseline																																																		
CONCEPTUAL																																																		
Forecast/Actual																																																		
Approved																																																		
Baseline																																																		
ENVIRONMENTAL																																																		
Forecast/Actual																																																		
Approved																																																		
Baseline																																																		
DETAIL DESIGN																																																		
Forecast/Actual																																																		
Approved																																																		
Baseline																																																		
CONSTRUCTION																																																		
Forecast/Actual																																																		
Approved																																																		
Baseline	03/15/16	12/31/16																																																
CONTRACT CLOSEOUT																																																		
Forecast/Actual	12/31/16																																																	
Approved	12/31/16																																																	
Baseline	12/31/16	12/01/15																																																

Safe Routes to School Projects - Tenderloin

Construct pedestrian safety improvements in the vicinity of the Tenderloin Community Elementary School, a public elementary school in District 6 along Turk Street from Hyde to Franklin Streets. This project includes bus bulbs and curb bulbs with curb ramps; continental crosswalks and advanced stop bars.

PROJECT INITIATION: January 14, 2015
 CURRENT PROJECT PHASE: Design

PROJECT MANAGER: Laura Stonehill (415) 701-4789
 PROJECT ENGINEER: Amy Lam (415) 437-7048
 RESIDENT ENGINEER: none

CONTRACTOR: none

CONTRACT AWARD DATE: none	CONTRACT AWARD VALUE: none
NOTICE TO PROCEED: none	MODIFICATIONS TO-DATE: none
SUBSTANTIAL COMPLETION: none	TOTAL CONTRACT VALUE:
FINAL COMPLETION: none	% MODIFICATION:

ACCOMPLISHMENTS THIS PERIOD:

DPW worked on design.

UPCOMING PROJECT MILESTONES: (3 MONTH LOOK-AHEAD)

Caltrans approval of Construction Request Documents.

PROJECT CHALLENGES / AREAS OF CONCERN:

Safe Routes to School Projects - Tenderloin

PROJECT PHASE	BASELINE BUDGET	APPROVED BUDGET	ESTIMATE AT COMPLETION	BOND FUNDING	OTHER FUNDING	BOND SPENT	OTHER SPENT	BUDGET SPENT
PRE-DEVELOPMENT	\$0	\$0	\$0	\$0	\$0	\$0	\$0	-
CONCEPTUAL	\$0	\$0	\$0	\$0	\$0	\$0	\$0	-
ENVIRONMENTAL	\$0	\$0	\$0	\$0	\$0	\$0	\$0	-
DETAIL DESIGN	\$159,700	\$159,700	\$159,700	\$32,200	\$127,500	\$0	\$124,379	77.9%
CONSTRUCTION	\$0	\$0	\$0	\$0	\$0	\$0	\$0	-
PROJECT TOTALS	\$159,700	\$159,700	\$159,700	\$32,200	\$127,500	\$0	\$124,379	77.9%

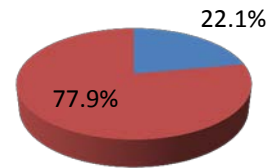
Funding Series Detail: \$32,200 2012B, \$0 2013, \$0 2014
 Expenditure Series Detail: \$0 2012B, \$0 2013, \$0 2014

Approved Budget By Phase



- PRE-DEVELOPMENT ■ CONCEPTUAL
- ENVIRONMENTAL ■ DETAIL DESIGN
- CONSTRUCTION

Budget Spent vs. Approved Budget Remaining



- Remaining ■ Spent

Project Phase	Start	Finish	2014												2015												2016												2017											
			J	F	M	A	M	J	J	A	S	O	N	D	J	F	M	A	M	J	J	A	S	O	N	D	J	F	M	A	M	J	J	A	S	O	N	D	J	F	M	A	M	J	J	A	S	O	N	D
PRE-DEVELOPMENT																																																		
Forecast/Actual																																																		
Approved																																																		
Baseline																																																		
CONCEPTUAL																																																		
Forecast/Actual																																																		
Approved																																																		
Baseline																																																		
ENVIRONMENTAL																																																		
Forecast/Actual																																																		
Approved																																																		
Baseline																																																		
DETAIL DESIGN																																																		
Forecast/Actual	01/14/15	tbd																																																
Approved	01/14/15	?																																																
Baseline	01/14/15	tbd																																																
CONSTRUCTION																																																		
Forecast/Actual																																																		
Approved																																																		
Baseline																																																		
CONTRACT CLOSEOUT																																																		
Forecast/Actual																																																		
Approved																																																		
Baseline																																																		

Traffic Calming Improvements - Applications

Traffic Calming Spot Improvements Project (Site Specific Traffic Calming Projects -17 locations) funds the design and construction of the 2013/14 Application-Based Residential Street Traffic Calming projects (17 locations). SFMTA will complete design, legislation and construction for approximately 30 separate traffic calming devices (e.g. speed humps, speed cushions, concrete bulbs) from 17 approved separate traffic calming sites.

Our Detailed Design was more costly than in the original budget, but our updated cost estimate for construction is reduced, for the same total budget at this time.

PROJECT INITIATION: **May 31, 2014**
 CURRENT PROJECT PHASE: **Construction**

PROJECT MANAGER: **Miriam Sorell** (415) 701-4770
 PROJECT ENGINEER:
 RESIDENT ENGINEER:

CONTRACTOR: **City Forces**

CONTRACT AWARD DATE:	CONTRACT AWARD VALUE:
NOTICE TO PROCEED:	MODIFICATIONS TO-DATE: \$0
SUBSTANTIAL COMPLETION:	TOTAL CONTRACT VALUE:
FINAL COMPLETION:	% MODIFICATION:

ACCOMPLISHMENTS THIS PERIOD:

Begin Construction.

UPCOMING PROJECT MILESTONES: (3 MONTH LOOK-AHEAD)

Construction Complete as of May 5, 2015.

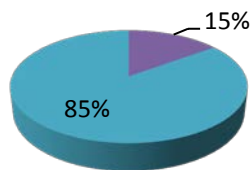
PROJECT CHALLENGES / AREAS OF CONCERN:

Traffic Calming Improvements - Applications

PROJECT PHASE	BASILINE BUDGET	APPROVED BUDGET	ESTIMATE AT COMPLETION	BOND FUNDING	OTHER FUNDING	BOND SPENT	OTHER SPENT	BUDGET SPENT
PRE-DEVELOPMENT	\$0	\$0	\$0	\$0	\$0	\$0	\$0	-
CONCEPTUAL	\$0	\$0	\$0	\$0	\$0	\$0	\$0	-
ENVIRONMENTAL	\$0	\$0	\$0	\$0	\$0	\$0	\$0	-
DETAIL DESIGN	\$35,460	\$35,460	\$110,460	\$35,460	\$0	\$51,531	\$0	145.3%
CONSTRUCTION	\$200,940	\$200,940	\$125,940	\$200,940	\$0	\$109,881	\$0	54.7%
PROJECT TOTALS	\$236,400	\$236,400	\$236,400	\$236,400	\$0	\$161,412	\$0	68.3%

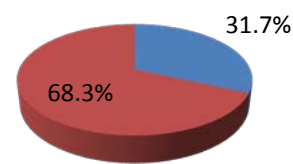
Funding Series Detail: \$0 2012B, \$236,400 2013, \$0 2014
 Expenditure Series Detail: \$0 2012B, \$161,412 2013, \$0 2014

Approved Budget By Phase



- PRE-DEVELOPMENT ■ CONCEPTUAL
- ENVIRONMENTAL ■ DETAIL DESIGN
- CONSTRUCTION

Budget Spent vs. Approved Budget Remaining



- Remaining ■ Spent

Project Phase	Start	Finish	2014												2015												2016												2017											
			J	F	M	A	M	J	J	A	S	O	N	D	J	F	M	A	M	J	J	A	S	O	N	D	J	F	M	A	M	J	J	A	S	O	N	D	J	F	M	A	M	J	J	A	S	O	N	D
PRE-DEVELOPMENT																																																		
Forecast/Actual																																																		
Approved																																																		
Baseline																																																		
CONCEPTUAL																																																		
Forecast/Actual																																																		
Approved																																																		
Baseline																																																		
ENVIRONMENTAL																																																		
Forecast/Actual																																																		
Approved																																																		
Baseline																																																		
DETAIL DESIGN																																																		
Forecast/Actual	07/01/14	12/31/14																																																
Approved	07/01/14	12/31/14																																																
Baseline	07/01/14	12/31/14																																																
CONSTRUCTION																																																		
Forecast/Actual	03/01/15	04/30/15																																																
Approved	01/01/15	04/30/15																																																
Baseline	01/01/15	04/30/15																																																
CONTRACT CLOSEOUT																																																		
Forecast/Actual	07/01/15	12/30/15																																																
Approved	07/01/15	12/30/15																																																
Baseline	01/01/15	06/30/15																																																

Traffic Calming Improvements - Area Wide

Backlog of Area Wide Traffic Calming projects - (49 locations) (\$777,700): Planning, design, legislation and construction for 49 separate traffic calming devices (e.g. speed humps, traffic islands and raised crosswalks) from 6 separate traffic calming area-wide planning projects.

PROJECT INITIATION: May 31, 2014
 CURRENT PROJECT PHASE: Conceptual

PROJECT MANAGER: Miriam Sorell (415) 701-4770
 PROJECT ENGINEER:
 RESIDENT ENGINEER:

CONTRACTOR: City Forces

CONTRACT AWARD DATE:	CONTRACT AWARD VALUE:
NOTICE TO PROCEED:	MODIFICATIONS TO-DATE: \$0
SUBSTANTIAL COMPLETION:	TOTAL CONTRACT VALUE:
FINAL COMPLETION:	% MODIFICATION:

ACCOMPLISHMENTS THIS PERIOD:

- Data Collection.
- Review project history.
- Preparation for Legislative Phase.
- Conceptual Design for some Locations
- Construction for some locations.

UPCOMING PROJECT MILESTONES: (3 MONTH LOOK-AHEAD)

Finalize slate of projects for implementation with these funds by project close.

PROJECT CHALLENGES / AREAS OF CONCERN:

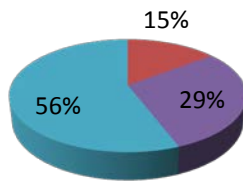
Delays to construction due to DPW being oversubscribed.

Traffic Calming Improvements - Area Wide

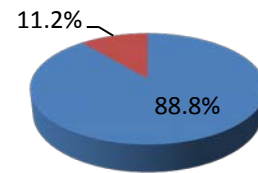
PROJECT PHASE	BASELINE BUDGET	APPROVED BUDGET	ESTIMATE AT COMPLETION	BOND FUNDING	OTHER FUNDING	BOND SPENT	OTHER SPENT	BUDGET SPENT
PRE-DEVELOPMENT	\$0	\$0	\$0	\$0	\$0	\$0	\$0	-
CONCEPTUAL	\$114,268	\$114,268	\$114,268	\$114,268	\$0	\$25,296	\$0	22.1%
ENVIRONMENTAL	\$0	\$0	\$0	\$0	\$0	\$0	\$0	-
DETAIL DESIGN	\$228,532	\$228,532	\$228,532	\$228,532	\$0	\$61,768	\$0	27.0%
CONSTRUCTION	\$434,900	\$434,900	\$434,900	\$434,900	\$0	\$0	\$0	0.0%
PROJECT TOTALS	\$777,700	\$777,700	\$777,700	\$777,700	\$0	\$87,064	\$0	11.2%

Funding Series Detail: \$0 2012B, \$777,700 2013, \$0 2014
 Expenditure Series Detail: \$0 2012B, \$87,064 2013, \$0 2014

Approved Budget By Phase



Budget Spent vs. Approved Budget Remaining



- PRE-DEVELOPMENT ■ CONCEPTUAL
- ENVIRONMENTAL ■ DETAIL DESIGN
- CONSTRUCTION

- Remaining ■ Spent

Project Phase	Start	Finish	2014												2015												2016												2017											
			J	F	M	A	M	J	J	A	S	O	N	D	J	F	M	A	M	J	J	A	S	O	N	D	J	F	M	A	M	J	J	A	S	O	N	D	J	F	M	A	M	J	J	A	S	O	N	D
PRE-DEVELOPMENT																																																		
Forecast/Actual																																																		
Approved																																																		
Baseline																																																		
CONCEPTUAL																																																		
Forecast/Actual	05/31/14	09/30/15																																																
Approved	05/31/14	09/30/14																																																
Baseline	05/31/14	09/30/14																																																
ENVIRONMENTAL																																																		
Forecast/Actual																																																		
Approved																																																		
Baseline																																																		
DETAIL DESIGN																																																		
Forecast/Actual	10/01/14	12/31/15																																																
Approved	10/01/14	02/28/15																																																
Baseline	10/01/14	02/28/15																																																
CONSTRUCTION																																																		
Forecast/Actual	01/01/15	06/30/16																																																
Approved	03/01/15	06/30/16																																																
Baseline	03/01/15	12/01/15																																																
CONTRACT CLOSEOUT																																																		
Forecast/Actual	12/01/15	06/30/16																																																
Approved	12/01/15	06/30/16																																																
Baseline	12/01/15	06/30/16																																																

Traffic Calming Improvements - Backlog Spot Improvements

Bond funds will construct 7 traffic islands, 1 traffic circle, and 2 curb ramp locations from the Traffic Calming backlog of projects.

PROJECT INITIATION:
CURRENT PROJECT PHASE: **Planning**

PROJECT MANAGER: **Charlie Ream** 701-415-4695
PROJECT ENGINEER:
RESIDENT ENGINEER:

CONTRACTOR:

CONTRACT AWARD DATE:	CONTRACT AWARD VALUE:
NOTICE TO PROCEED:	MODIFICATIONS TO-DATE: \$0
SUBSTANTIAL COMPLETION:	TOTAL CONTRACT VALUE:
FINAL COMPLETION:	% MODIFICATION:

ACCOMPLISHMENTS THIS PERIOD:

- Work authorized funds to DPW to design a bulb-out location on Bernal Heights Blvd to be completed in tandem with a Rec and Park project.
- Funded design of a traffic circle at Hearst and Baden Streets.
- Conducted planning exercise to determine scope of backlog traffic calming measures.

UPCOMING PROJECT MILESTONES: (3 MONTH LOOK-AHEAD)

Create project teams and begin legislation and design process on remaining backlog traffic calming measures.

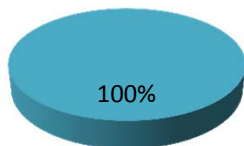
PROJECT CHALLENGES / AREAS OF CONCERN:

Traffic Calming Improvements - Backlog Spot Improvements

PROJECT PHASE	BASELINE BUDGET	APPROVED BUDGET	ESTIMATE AT COMPLETION	BOND FUNDING	OTHER FUNDING	BOND SPENT	OTHER SPENT	BUDGET SPENT
PRE-DEVELOPMENT	\$0	\$0	\$0	\$0	\$0	\$0	\$0	-
CONCEPTUAL	\$0	\$0	\$0	\$0	\$0	\$0	\$0	-
ENVIRONMENTAL	\$0	\$0	\$0	\$0	\$0	\$0	\$0	-
DETAIL DESIGN	\$0	\$0	\$0	\$0	\$0	\$0	\$0	-
CONSTRUCTION	\$532,400	\$532,400	\$0	\$532,400	\$0	\$1,049	\$0	0.2%
PROJECT TOTALS	\$532,400	\$532,400	\$0	\$532,400	\$0	\$1,049	\$0	0.2%

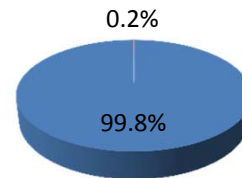
Funding Series Detail: \$0 2012B, \$532,400 2013, \$0 2014
 Expenditure Series Detail: \$0 2012B, \$1,049 2013, \$0 2014

Approved Budget By Phase



- PRE-DEVELOPMENT ■ CONCEPTUAL
- ENVIRONMENTAL ■ DETAIL DESIGN
- CONSTRUCTION

Budget Spent vs. Approved Budget Remaining



- Remaining ■ Spent

Project Phase	Start	Finish	2014				2015				2016				2017													
			J	F	M	A	M	J	J	A	S	O	N	D	J	F	M	A	M	J	J	A	S	O	N	D		
PRE-DEVELOPMENT																												
Forecast/Actual																												
Approved																												
Baseline																												
CONCEPTUAL																												
Forecast/Actual	04/01/15	12/31/16																										
Approved	04/01/15																											
Baseline																												
ENVIRONMENTAL																												
Forecast/Actual																												
Approved																												
Baseline																												
DETAIL DESIGN																												
Forecast/Actual																												
Approved																												
Baseline																												
CONSTRUCTION																												
Forecast/Actual																												
Approved																												
Baseline																												
CONTRACT CLOSEOUT																												
Forecast/Actual																												
Approved																												
Baseline																												

Traffic Calming Improvements - Site Specific

Backlog of Site Specific Traffic Calming Projects - (27 locations) (\$497,100): Planning, design, legislation and construction for 45 separate traffic calming devices (e.g. speed humps, traffic islands) from 27 separate traffic calming applications sites. This effort will close out all remaining historical Site Specific application based traffic calming locations.

PROJECT INITIATION: May 31, 2014
 CURRENT PROJECT PHASE: Detailed Design

PROJECT MANAGER: Miriam Sorell (415) 701-4770
 PROJECT ENGINEER:
 RESIDENT ENGINEER:

CONTRACTOR: City Forces

CONTRACT AWARD DATE:	CONTRACT AWARD VALUE:
NOTICE TO PROCEED:	MODIFICATIONS TO-DATE: \$0
SUBSTANTIAL COMPLETION:	TOTAL CONTRACT VALUE:
FINAL COMPLETION:	% MODIFICATION:

ACCOMPLISHMENTS THIS PERIOD:

- Siting of Traffic Calming Measures (Conceptual Engineering).
- Balloting residences.
- Legislation.

UPCOMING PROJECT MILESTONES: (3 MONTH LOOK-AHEAD)

- Request cost estimates from Public Works.
- Work out project delivery schedule with Public Works.

PROJECT CHALLENGES / AREAS OF CONCERN:

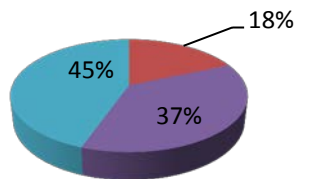
- Delays to construction due to DPW being oversubscribed.

Traffic Calming Improvements - Site Specific

PROJECT PHASE	BASELINE BUDGET	APPROVED BUDGET	ESTIMATE AT COMPLETION	BOND FUNDING	OTHER FUNDING	BOND SPENT	OTHER SPENT	BUDGET SPENT
PRE-DEVELOPMENT	\$0	\$0	\$0	\$0	\$0	\$0	\$0	-
CONCEPTUAL	\$91,933	\$91,933	\$91,933	\$91,933	\$0	\$61,911	\$0	67.3%
ENVIRONMENTAL	\$0	\$0	\$0	\$0	\$0	\$0	\$0	-
DETAIL DESIGN	\$183,867	\$183,867	\$183,867	\$183,867	\$0	\$0	\$0	0.0%
CONSTRUCTION	\$221,300	\$221,300	\$221,300	\$221,300	\$0	\$0	\$0	0.0%
PROJECT TOTALS	\$497,100	\$497,100	\$497,100	\$497,100	\$0	\$61,911	\$0	12.5%

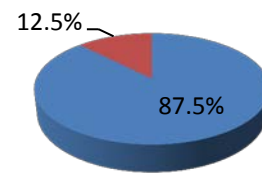
Funding Series Detail: \$0 2012B, \$497,100 2013, \$0 2014
 Expenditure Series Detail: \$0 2012B, \$61,911 2013, \$0 2014

Approved Budget By Phase



- PRE-DEVELOPMENT ■ CONCEPTUAL
- ENVIRONMENTAL ■ DETAIL DESIGN
- CONSTRUCTION

Budget Spent vs. Approved Budget Remaining



- Remaining ■ Spent

Project Phase	Start	Finish	2014												2015												2016												2017											
			J	F	M	A	M	J	J	A	S	O	N	D	J	F	M	A	M	J	J	A	S	O	N	D	J	F	M	A	M	J	J	A	S	O	N	D	J	F	M	A	M	J	J	A	S	O	N	D
PRE-DEVELOPMENT																																																		
Forecast/Actual																																																		
Approved																																																		
Baseline																																																		
CONCEPTUAL																																																		
Forecast/Actual	10/01/14	01/31/15																																																
Approved	10/01/14	01/31/15																																																
Baseline	05/31/14	09/30/14																																																
ENVIRONMENTAL																																																		
Forecast/Actual																																																		
Approved																																																		
Baseline																																																		
DETAIL DESIGN																																																		
Forecast/Actual	02/01/15	04/30/15																																																
Approved	02/01/15	04/30/15																																																
Baseline	10/01/14	02/28/15																																																
CONSTRUCTION																																																		
Forecast/Actual	05/01/15	12/01/15																																																
Approved	05/01/15	12/01/15																																																
Baseline	03/01/15	12/01/15																																																
CONTRACT CLOSEOUT																																																		
Forecast/Actual	12/01/15	03/01/16																																																
Approved	12/01/15	03/01/16																																																
Baseline	12/01/15	03/01/16																																																

Transit Spot Improvement - 24th Street & Castro Bus Bulb Construction

A bus bulb on Castro and 24th Street will be constructed as part of the Department of Public Work's (DPW's) 24th Street Urban Village Streetscape Project (on 24th Street from Castro to Church Streets). The streetscape project implements a concept plan developed by a neighborhood consultant. DPW's project includes bus bulbs on 24th Street at Castro and at Noe, special paving at crosswalks, benches, planter boxes, and associated utility relocation work. The SFMTA added a bus bulb on Castro Street, eastside, at 24th Street for the 24 Divisadero trolley coach line. This bus bulb was requested by the transit operators to improve access to the bus stop due to angled parking approaching the bus stop. The work also includes traffic signal head and pole upgrades at the southwest corner and parking changes with the new bulbs on 24th Street and on Castro Street. Note: Contract details include DPW funded scope.

PROJECT INITIATION: September 1, 2014
 CURRENT PROJECT PHASE: Construction

PROJECT MANAGER: Ken Kwong (415) 701-4575
 PROJECT ENGINEER: Ken Kwong (415) 701-4575
 RESIDENT ENGINEER: Peter Chin (DPW) (415) 513-2272

CONTRACTOR: A. Ruiz Construction

CONTRACT AWARD DATE: August 7, 2014	CONTRACT AWARD VALUE: \$513,803
NOTICE TO PROCEED: January 5, 2015	MODIFICATIONS TO-DATE: \$0
SUBSTANTIAL COMPLETION: April 22, 2015	TOTAL CONTRACT VALUE: \$513,803
FINAL COMPLETION: May 22, 2015	% MODIFICATION:

ACCOMPLISHMENTS THIS PERIOD:

Accomplishments

- Laid out pole locations for traffic signal and streetlight pole construction.
- Contractor marked out footprint of curb ramp and bulb for construction.

UPCOMING PROJECT MILESTONES: (3 MONTH LOOK-AHEAD)

Complete construction of bus bulb and traffic signal upgrades at southeast corner.

PROJECT CHALLENGES / AREAS OF CONCERN:

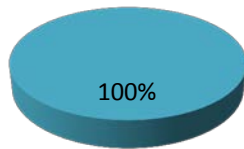
None to report.

Transit Spot Improvement - 24th Street & Castro Bus Bulb Construction

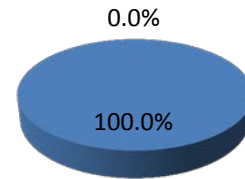
PROJECT PHASE	BASELINE BUDGET	APPROVED BUDGET	ESTIMATE AT COMPLETION	BOND FUNDING	OTHER FUNDING	BOND SPENT	OTHER SPENT	BUDGET SPENT
PRE-DEVELOPMENT	\$0	\$0	\$0	\$0	\$0	\$0	\$0	-
CONCEPTUAL	\$0	\$0	\$0	\$0	\$0	\$0	\$0	-
ENVIRONMENTAL	\$0	\$0	\$0	\$0	\$0	\$0	\$0	-
DETAIL DESIGN	\$0	\$0	\$0	\$0	\$0	\$0	\$0	-
CONSTRUCTION	\$350,000	\$350,000	\$350,000	\$295,000	\$0	\$0	\$0	0.0%
PROJECT TOTALS	\$350,000	\$350,000	\$350,000	\$295,000	\$0	\$0	\$0	0.0%

Funding Series Detail: \$0 2012B, \$295,000 2013, \$0 2014
 Expenditure Series Detail: \$0 2012B, \$0 2013, \$0 2014

Approved Budget By Phase



Budget Spent vs. Approved Budget Remaining



- PRE-DEVELOPMENT ■ CONCEPTUAL
- ENVIRONMENTAL ■ DETAIL DESIGN
- CONSTRUCTION

- Remaining ■ Spent

Project Phase	Start	Finish	2014												2015												2016												2017											
			J	F	M	A	M	J	J	A	S	O	N	D	J	F	M	A	M	J	J	A	S	O	N	D	J	F	M	A	M	J	J	A	S	O	N	D	J	F	M	A	M	J	J	A	S	O	N	D
PRE-DEVELOPMENT																																																		
Forecast/Actual																																																		
Approved																																																		
Baseline																																																		
CONCEPTUAL																																																		
Forecast/Actual																																																		
Approved																																																		
Baseline																																																		
ENVIRONMENTAL																																																		
Forecast/Actual																																																		
Approved																																																		
Baseline																																																		
DETAIL DESIGN																																																		
Forecast/Actual																																																		
Approved																																																		
Baseline																																																		
CONSTRUCTION																																																		
Forecast/Actual	09/01/14	07/01/15																																																
Approved	09/01/14	12/01/14																																																
Baseline	09/01/14	12/01/14																																																
CONTRACT CLOSEOUT																																																		
Forecast/Actual	07/01/15	10/01/15																																																
Approved	12/01/14	03/01/15																																																
Baseline	12/01/14	03/01/15																																																

Transit Spot Improvement - Columbus Bus Bulbs

The construction of two bus bulbs on Columbus at Union and one on Stockton at Columbus as part of the Columbus Streetscape project. Note: Contracted as modification to Central Subway contract. Contract details for Columbus Bus Bulbs Project scope work only.

PROJECT INITIATION: January 1, 2014
 CURRENT PROJECT PHASE: Construction

PROJECT MANAGER: Sean Kennedy (415) 701-4717
 PROJECT ENGINEER:
 RESIDENT ENGINEER:

CONTRACTOR: Barnard Impregilo Healy J.V., 420 Fourth Street, San Francisco, CA 94107

CONTRACT AWARD DATE: May 1, 2014	CONTRACT AWARD VALUE: \$694,651
NOTICE TO PROCEED: June 2, 2014	MODIFICATIONS TO-DATE: \$170,000
SUBSTANTIAL COMPLETION: January 30, 2016	TOTAL CONTRACT VALUE: \$864,651
FINAL COMPLETION: August 1, 2016	% MODIFICATION:

ACCOMPLISHMENTS THIS PERIOD:

The two bulbs on Columbus/Union were constructed last August. The bulb on Stockton at Columbus is part of the DPW repaving contract for Columbus and is scheduled to begin construction early 2016. As part of the project two OCS poles were installed and foundations, wires and pull boxes were also installed for street lighting.

UPCOMING PROJECT MILESTONES: (3 MONTH LOOK-AHEAD)

Installation of streetlights on Columbus/Union.

Transference of OCS wires on Columbus/Union were just transferred from the old OCS poles to the new. Removal and disposal of old OCS poles.

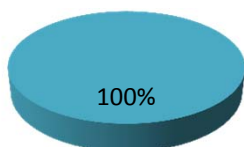
PROJECT CHALLENGES / AREAS OF CONCERN:

Transit Spot Improvement - Columbus Bus Bulbs

PROJECT PHASE	BASELINE BUDGET	APPROVED BUDGET	ESTIMATE AT COMPLETION	BOND FUNDING	OTHER FUNDING	BOND SPENT	OTHER SPENT	BUDGET SPENT
PRE-DEVELOPMENT	\$0	\$0	\$0	\$0	\$0	\$0	\$0	-
CONCEPTUAL	\$0	\$0	\$0	\$0	\$0	\$0	\$0	-
ENVIRONMENTAL	\$0	\$0	\$0	\$0	\$0	\$0	\$0	-
DETAIL DESIGN	\$0	\$0	\$0	\$0	\$0	\$0	\$0	-
CONSTRUCTION	\$700,000	\$700,000	\$700,000	\$400,000	\$100,000	\$307,398	\$100,000	58.2%
PROJECT TOTALS	\$700,000	\$700,000	\$700,000	\$400,000	\$100,000	\$307,398	\$100,000	58.2%

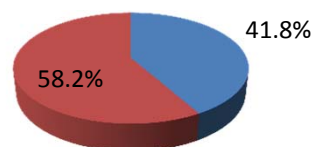
Funding Series Detail: \$0 2012B, \$400,000 2013, \$0 2014
 Expenditure Series Detail: \$0 2012B, \$307,398 2013, \$0 2014

Approved Budget By Phase



- PRE-DEVELOPMENT
- ENVIRONMENTAL
- CONSTRUCTION
- CONCEPTUAL
- DETAIL DESIGN

Budget Spent vs. Approved Budget Remaining



- Remaining
- Spent

Project Phase	Start	Finish	2014				2015				2016				2017													
			J	F	M	A	M	J	J	A	S	O	N	D	J	F	M	A	M	J	J	A	S	O	N	D		
PRE-DEVELOPMENT																												
Forecast/Actual																												
Approved																												
Baseline																												
CONCEPTUAL																												
Forecast/Actual																												
Approved																												
Baseline																												
ENVIRONMENTAL																												
Forecast/Actual																												
Approved																												
Baseline																												
DETAIL DESIGN																												
Forecast/Actual																												
Approved																												
Baseline																												
CONSTRUCTION (including DETAIL DESIGN Activities)																												
Forecast/Actual	01/01/14	01/30/16	[Gantt bar with blue, hatched, and pink segments]																									
Approved	01/01/14	01/30/16	[Gantt bar with blue, hatched, and pink segments]																									
Baseline	01/01/14	01/30/16	[Gantt bar with blue, hatched, and pink segments]																									
CONTRACT CLOSEOUT																												
Forecast/Actual	02/01/16	08/01/16	[Gantt bar with blue, hatched, and pink segments]																									
Approved	02/01/16	08/01/16	[Gantt bar with blue, hatched, and pink segments]																									
Baseline	02/01/16	08/01/16	[Gantt bar with blue, hatched, and pink segments]																									

Muni Forward - 5 Fulton Mid Route Phase I

This project will implement engineering changes to reduce travel time and improve reliability on the 5 Fulton corridor along Fulton and McAllister Streets between Arguello Boulevard and Market Street. The 5 Fulton is a Rapid Network route and an important connector between the Richmond District and Downtown. The route's reliability and travel time are hampered in this segment by traffic congestion, closely spaced stops, and frequent stop signs on McAllister.

Project to be delivered as a change order to an existing DPW McAllister Paving contract.

PROJECT INITIATION: September 12, 2013
CURRENT PROJECT PHASE: Construction

PROJECT MANAGER: Cathal Hennessy (415) 701-4548
PROJECT ENGINEER: Robert Lim (415) 701-5669
RESIDENT ENGINEER: Robin Park (DPW) (415) 554-8351

CONTRACTOR: Esquivel Grading and Paving

CONTRACT AWARD DATE: October 29, 2014	CONTRACT AWARD VALUE: \$486,000
NOTICE TO PROCEED: October 29, 2015	MODIFICATIONS TO-DATE: \$0
SUBSTANTIAL COMPLETION: June 1, 2015	TOTAL CONTRACT VALUE: \$486,000
FINAL COMPLETION: September 1, 2015	% MODIFICATION:

ACCOMPLISHMENTS THIS PERIOD:

DPW and the Contractor are addressing punch list item. Contract close out to begin shortly.

UPCOMING PROJECT MILESTONES: (3 MONTH LOOK-AHEAD)

To complete the project close out.

PROJECT CHALLENGES / AREAS OF CONCERN:

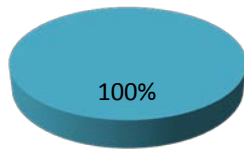
None to report.

Muni Forward - 5 Fulton Mid Route Phase I

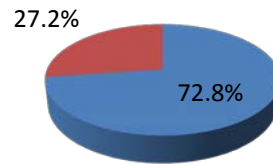
PROJECT PHASE	BASILINE BUDGET	APPROVED BUDGET	ESTIMATE AT COMPLETION	BOND FUNDING	OTHER FUNDING	BOND SPENT	OTHER SPENT	BUDGET SPENT
PRE-DEVELOPMENT	\$0	\$0	\$0	\$0	\$0	\$0	\$0	-
CONCEPTUAL	\$0	\$0	\$0	\$0	\$0	\$0	\$0	-
ENVIRONMENTAL	\$0	\$0	\$0	\$0	\$0	\$0	\$0	-
DETAIL DESIGN	\$0	\$0	\$0	\$0	\$0	\$0	\$0	-
CONSTRUCTION	\$800,000	\$800,000	\$800,000	\$800,000	\$0	\$217,205	\$0	27.2%
PROJECT TOTALS	\$800,000	\$800,000	\$800,000	\$800,000	\$0	\$217,205	\$0	27.2%

Funding Series Detail: \$0 2012B, \$800,000 2013, \$0 2014
 Expenditure Series Detail: \$0 2012B, \$217,205 2013, \$0 2014

Approved Budget By Phase



Budget Spent vs. Approved Budget Remaining



- PRE-DEVELOPMENT ■ CONCEPTUAL
- ENVIRONMENTAL ■ DETAIL DESIGN
- CONSTRUCTION

- Remaining ■ Spent

Project Phase	Start	Finish	2014												2015												2016												2017											
			J	F	M	A	M	J	J	A	S	O	N	D	J	F	M	A	M	J	J	A	S	O	N	D	J	F	M	A	M	J	J	A	S	O	N	D	J	F	M	A	M	J	J	A	S	O	N	D
PRE-DEVELOPMENT																																																		
Forecast/Actual																																																		
Approved																																																		
Baseline																																																		
CONCEPTUAL																																																		
Forecast/Actual																																																		
Approved																																																		
Baseline																																																		
ENVIRONMENTAL																																																		
Forecast/Actual																																																		
Approved																																																		
Baseline																																																		
DETAIL DESIGN																																																		
Forecast/Actual																																																		
Approved																																																		
Baseline																																																		
CONSTRUCTION (including DETAIL DESIGN Activities)																																																		
Forecast/Actual	06/30/14	06/01/15																																																
Approved	09/01/13	06/01/14																																																
Baseline	09/01/13	06/01/14																																																
CONTRACT CLOSEOUT																																																		
Forecast/Actual	06/01/15	09/01/15																																																
Approved	06/01/15	09/01/15																																																
Baseline	06/01/15	09/01/15																																																

Muni Forward - 5 Fulton Outer

This project will implement engineering changes to reduce travel time and improve reliability on the 5 Fulton corridor along Fulton between 25th Avenue and the Great Highway. The 5 Fulton is a Rapid Network route and an important connector between the Richmond District and Downtown. The route's reliability and travel time are hampered in this segment by closely spaced stops and all-way stop signs.

Project to be delivered as part of the DPW paving renovation contract.

PROJECT INITIATION: September 12, 2013
CURRENT PROJECT PHASE: Detail Design

PROJECT MANAGER: Cathal Hennessy (415) 701-4548
PROJECT ENGINEER: Opehila Lau (415) 554-8350
RESIDENT ENGINEER: TBD TBD

CONTRACTOR: TBD

CONTRACT AWARD DATE: TBD

CONTRACT AWARD VALUE: TBD

NOTICE TO PROCEED: TBD

MODIFICATIONS TO-DATE: TBD

SUBSTANTIAL COMPLETION: December 31, 2016

TOTAL CONTRACT VALUE:

FINAL COMPLETION: December 31, 2016

% MODIFICATION:

ACCOMPLISHMENTS THIS PERIOD:

DPW completed the project bid package and advertised the project.

UPCOMING PROJECT MILESTONES: (3 MONTH LOOK-AHEAD)

DPW to open the project bids and begin the contract award process.

PROJECT CHALLENGES / AREAS OF CONCERN:

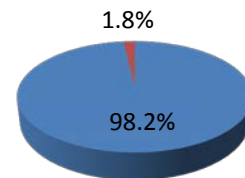
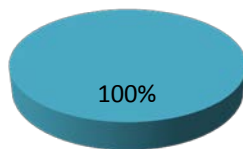
None to report.

Muni Forward - 5 Fulton Outer

PROJECT PHASE	BASELINE BUDGET	APPROVED BUDGET	ESTIMATE AT COMPLETION	BOND FUNDING	OTHER FUNDING	BOND SPENT	OTHER SPENT	BUDGET SPENT
PRE-DEVELOPMENT	\$0	\$0	\$0	\$0	\$0	\$0	\$0	-
CONCEPTUAL	\$0	\$0	\$0	\$0	\$0	\$0	\$0	-
ENVIRONMENTAL	\$0	\$0	\$0	\$0	\$0	\$0	\$0	-
DETAIL DESIGN	\$0	\$0	\$0	\$0	\$0	\$0	\$0	-
CONSTRUCTION	\$905,000	\$905,000	\$1,200,000	\$1,505,000	\$0	\$16,147	\$0	1.8%
PROJECT TOTALS	\$905,000	\$905,000	\$1,200,000	\$1,505,000	\$0	\$16,147	\$0	1.8%

Funding Series Detail: \$0 2012B, \$1,505,000 2013, \$0 2014
 Expenditure Series Detail: \$0 2012B, \$16,147 2013, \$0 2014

Approved Budget By Phase **Budget Spent vs. Approved Budget Remaining**



- PRE-DEVELOPMENT ■ CONCEPTUAL
- ENVIRONMENTAL ■ DETAIL DESIGN
- CONSTRUCTION

Project Phase	Start	Finish	2014												2015												2016												2017											
			J	F	M	A	M	J	J	A	S	O	N	D	J	F	M	A	M	J	J	A	S	O	N	D	J	F	M	A	M	J	J	A	S	O	N	D	J	F	M	A	M	J	J	A	S	O	N	D
PRE-DEVELOPMENT																																																		
Forecast/Actual																																																		
Approved																																																		
Baseline																																																		
CONCEPTUAL																																																		
Forecast/Actual																																																		
Approved																																																		
Baseline																																																		
ENVIRONMENTAL																																																		
Forecast/Actual																																																		
Approved																																																		
Baseline																																																		
DETAIL DESIGN																																																		
Forecast/Actual																																																		
Approved																																																		
Baseline																																																		
CONSTRUCTION (including DETAIL DESIGN Activities)																																																		
Forecast/Actual	09/01/13	12/31/16	[Gantt bar for Forecast/Actual]																																															
Approved	09/01/13	06/01/15	[Gantt bar for Approved]																																															
Baseline	09/01/13	06/01/15	[Gantt bar for Baseline]																																															
CONTRACT CLOSEOUT																																																		
Forecast/Actual	No	No																																																
Approved	No	No																																																
Baseline	No	No																																																

Van Ness Station Elevator Modernization

This project will modernize the two street and platform elevators at Van Ness Station. The modernization effort will include providing new cabs, doors with glass panels, door operators, hydraulics, controllers and cameras for the two elevators serving the station.

The elevators at Van Ness Station are being prioritized because they have had the most extensive mechanical problems among the Muni-only station elevators and they present the most difficult maintenance challenges. The elevators are frequently out of service due to mechanical problems, making Van Ness Station inaccessible to people with disabilities. The modernization effort will improve the reliability of the elevators and ensure consistent access to the station for people with disabilities. The project scope, schedule and budget will be refined by SFMTA Facilities Maintenance personnel assigned to elevator and escalator maintenance to minimize project overhead.

PROJECT INITIATION: June 1, 2012

CURRENT PROJECT PHASE: -

PROJECT MANAGER: Scott Broder (415) 509-6929

PROJECT ENGINEER:

RESIDENT ENGINEER:

CONTRACTOR: 420 Fourth Street, San Francisco, CA 94107

CONTRACT AWARD DATE:

NOTICE TO PROCEED:

SUBSTANTIAL COMPLETION:

FINAL COMPLETION:

CONTRACT AWARD VALUE:

MODIFICATIONS TO-DATE: \$0

TOTAL CONTRACT VALUE:

% MODIFICATION:

ACCOMPLISHMENTS THIS PERIOD:

No project report provided. Funds to be transferred.

UPCOMING PROJECT MILESTONES: (3 MONTH LOOK-AHEAD)

No project report provided. Funds to be transferred.

PROJECT CHALLENGES / AREAS OF CONCERN:

No project report provided. Funds to be transferred.



SFMTA Photo Archive | sfmta.com/photo

Prepared By:
Finance and Information Technology
San Francisco Municipal Transportation Agency