



SFMTA

Eureka Compromise Joint Replacement Project

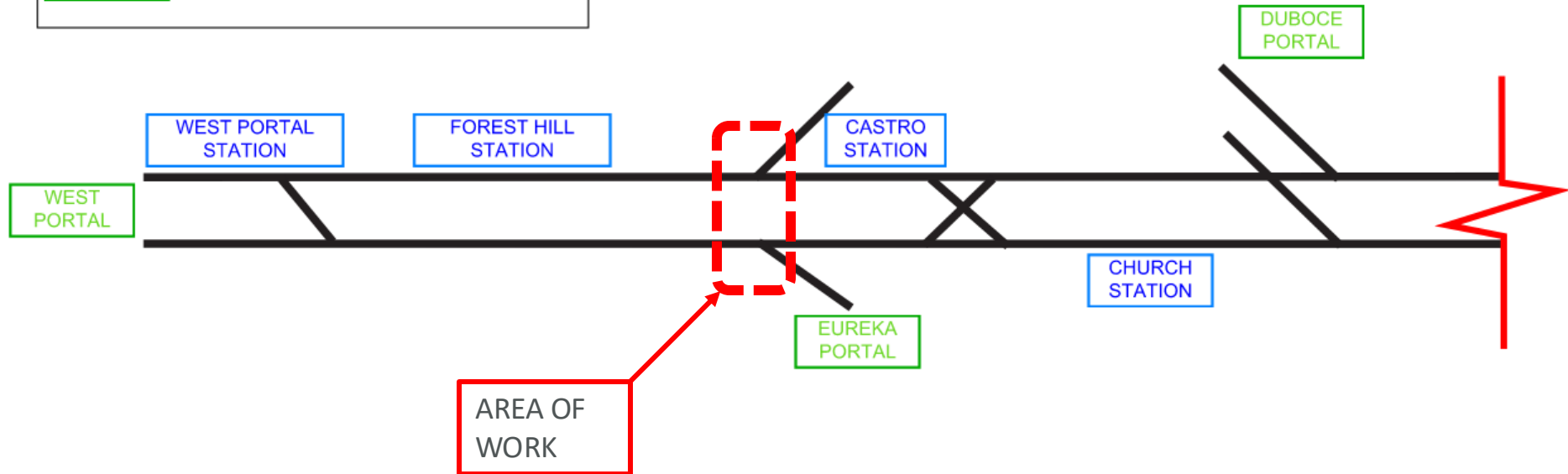
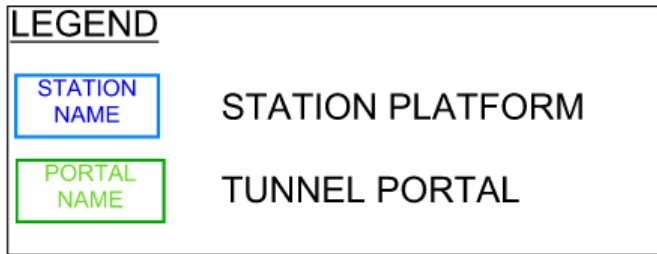
Summary of Work

Agenda

- I. Project Background
- II. Scope of Work
- III. Construction
 - A. Constraints and challenges
 - B. Completed Work
- IV. Post Construction Observation
- V. Questions

Project Background

Location: Eureka Shoofly Area (Formerly Eureka Station)



Project Background


Surface Portal Entrance



Project Background

Transitions:

1. Tie & Ballast and Concrete Direct Fixation Support
2. 115RE and 100# Rail



Project Background

Concrete Direct Fixation



Project Background

Movement of Rails



Project Background

Cracked Compromise Joint



Scope of Work

- I. Install new compromise joints on concrete direct fixation
 - A. Cut existing 100# rails and remove
 - B. New fasteners for 115RE rail in concrete direct fixation
- II. Install new 115RE rail
 - A. Weld new 115RE rails to existing
- III. Improve stability at tie & ballast
 - A. Add ballast as needed and tamp

Construction

Constraints/Challenges:

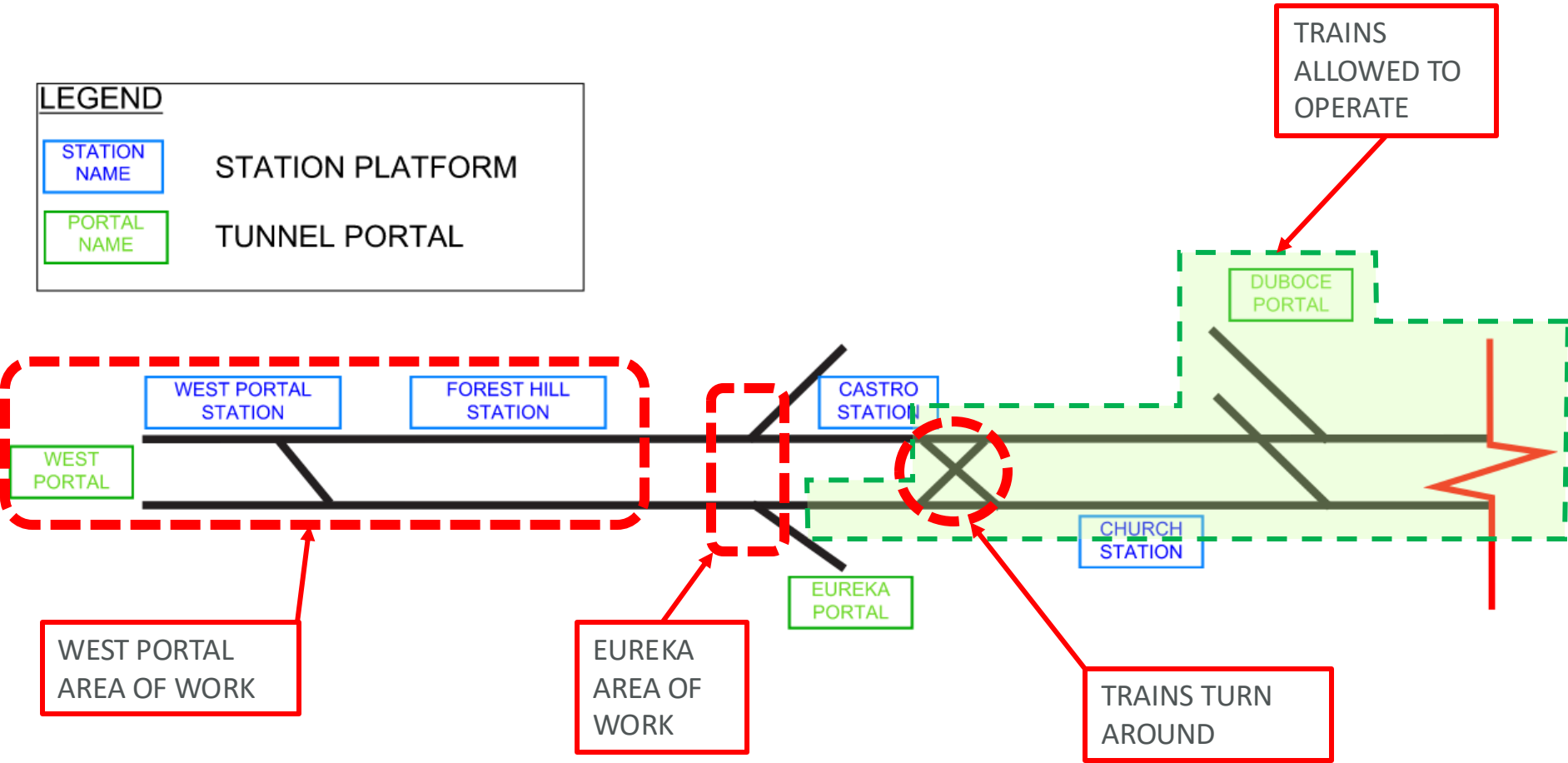
- I. Coordination
- II. Egress/Ingress
 - A. Materials and Equipment
- III. Operation of transit outside of work area
 - A. Safety
 - 1. (De-energized OCS)
 - 2. Barriers
 - B. Train turn around
- IV. Another concurrent project in tunnel
- V. Train testing

Construction

Transit Operation during construction

LEGEND

STATION NAME	STATION PLATFORM
PORTAL NAME	TUNNEL PORTAL



Construction

Equipment



Construction

Ingress/Egress into tunnel



Construction

Cutting Rail




Construction

Removing/Installing Rail



Construction

Welding Rail



Construction

Installing New fasteners in concrete



Construction

Installing New ties/fasteners and ballast



Construction

Tamp Ballast



Construction

New Compromise Joint



Construction

Train Test




Construction

Post Construction

- I. Survey/gauge check
- II. Reinstall ATCS and other equipment
- III. Train Test Criteria:
 - A. Manual
 1. 5 and 10 mph in forward and reverse
 - B. Automatic Mode (~30 to 35 mph) in forward and reverse
- IV. Observed:
 - A. Repaired tie ballast area
 - B. New compromise joint
 - C. New fasteners in concrete

Post Construction Observation

New Compromise Joint



Post Construction Observation

Ballast Area



Questions?