

Transmittal

CS Transmittal No. 2561


To: Bernardo Bustamante Federal Transit Administration San Francisco Federal Building 90 7th Street, Suite 15-300 San Francisco, CA 94103-6701	From: Nadeem Tahir M544.1, CSP
Date: July 19, 2019	Project No./Contract No.: M544.1, CSP
	Task No./Title: Cost/Schedule Management
	Project Phase: Construction
	Subject: Monthly Progress Report June 2019

Sent via:	<input type="checkbox"/> mail	<input type="checkbox"/> overnight	<input type="checkbox"/> messenger	<input type="checkbox"/> hand-delivered
	<input type="checkbox"/> fax – No:		<input checked="" type="checkbox"/> email – Address:	Bernardo.Bustamante@dot.gov
The following:		For your:		Due date:
<input type="checkbox"/> copy of letter/memo	<input type="checkbox"/> estimate	<input checked="" type="checkbox"/> information/use		N/A
<input type="checkbox"/> minutes/agenda	<input type="checkbox"/> schedule	<input type="checkbox"/> action		
<input checked="" type="checkbox"/> report	<input type="checkbox"/> deliverable	<input type="checkbox"/> review/comment		
<input type="checkbox"/> presentation	<input type="checkbox"/> review comment form	<input type="checkbox"/> response to comment		
<input type="checkbox"/> cd / dvd	<input type="checkbox"/> no review comment form	<input type="checkbox"/> concurrence		
<input type="checkbox"/> specifications	<input type="checkbox"/> review comments	<input type="checkbox"/> incorporation of comments		
<input type="checkbox"/> half-size drawings	<input type="checkbox"/> response to comments	<input type="checkbox"/> verification		
<input type="checkbox"/> full-size drawings	<input type="checkbox"/> concurrence with response	<input type="checkbox"/> signature		
<input type="checkbox"/> sketches/maps/layouts	<input type="checkbox"/> verification of incorporation	<input type="checkbox"/> acceptance/approval		
<input type="checkbox"/> reference material	<input type="checkbox"/> acceptance/approval	<input type="checkbox"/> other		
<input type="checkbox"/> other				

Item No.	Copies	Description	Rev. No.	Date
1	1	Monthly Progress Report (June 2019)	1	7/19/2019

If enclosures are not as noted, kindly notify us at once.

Remarks: This Monthly Progress Report includes cost and schedule details as appendices.


 Nadeem Tahir, P.E.
 Program Director
 NT: dl

cc:

Pete Hankovszky, PMOC (PHankovszky@deainc.com)	Kate Breen, SFMTA
Luiz Zurinaga, SFCTA (luiz.zurinaga@sfcta.org)	Candace Sue, SFMTA
Anna LaForte, SFCTA (anna.laforte@sfcta.org)	Monique Webster, SFMTA
Maria Lombardo, SFCTA (maria.lombardo@sfcta.org)	Eric Stassevitch, CSP
Tom Maguire, SFMTA	Bryant Tan, SFMTA
Andre Anderson (Andre.Anderson@dot.gov)	Billy Deeb, AON (billy.deeb@aon.com)
Edward Carranza, FTA (Edward.Carranza@dot.gov)	Ethan Veneklasen, SFMTA
Eric Chang, PMOC (ehch@deainc.com)	
SFCTA project file: Propk@sfcta.com	
CS File No. M544.1.5.0340.b	

central subway


STS: A Splash of Color

Alternating sections of red and grey concrete fill in the right-of-way along the surface alignment along 4th Street.



Progress Report

June 2019



SFMTA

This page intentionally left blank

Table of Contents


Executive Summary	5
Key Milestones	6
Costs and Schedule	7
Costs	7
Earned Value Analysis	7
Schedule Highlights.....	8
Master Project Schedule	11
Contracts & Construction	12
Contract 1300 Stations, Surface, Track and Systems.....	13
Work Package1254 Chinatown Station	14
Work Package1253 Union Square / Market Street Station	18
Work Package1255 Yerba Buena / Moscone Station	22
Work Package1256 Systems, Trackwork & Stations	25
Program Components	27
Community Outreach	27
Quality Assurance	28
Risk Management	30
Program Safety & Security	31
Technical Capacity	33
Staffing	34
Third-Party Agreements and Licenses	35
LRV Procurement.....	35
Current Construction Activity and Progress Photos	36

See Table of Content page that follows for Cover Photo captions.

Table of Contents - continued

Appendices

Appendix A: Cost Report.....	A1
Appendix B: Schedule Report.....	B1
Appendix C: Program Overview of Scope and Funding.....	C1
Appendix D: Completed Contracts	D1
Appendix E: SBE Participation by Contract (Reported Quarterly).....	E1
Central Subway Project Contact Information.....	E5



Cover photo: A crew works hard to distribute and smooth red-tinted concrete as part of topping slab construction along the southbound track side of the surface alignment. This work is being completed along the surface alignment on 4th Street south of Bryant. More photos can be found starting on page 36.

Above photo: Sections of a photograph taken by photographer Catherine Wagner during the construction of Moscone Center can be seen being mounted along the south wall of the Yerba Buena/Moscone Station box. These photo panels are being installed as part of the overall public art program for the project.

See the Appendix E final page for CS websites hyperlinks and public outreach on line resources. The Project main web site is at: <http://www.centrlsubwaysf.com/>



Recently-installed structural steel framing denotes the edges and structure of the future Yerba Buena/Moscone Station entrance structure roof line.

Executive Summary

Chinatown Station - Continued applying vermiculite, installing traction power conduits, and installing GFRC panels at North and South Platform Caverns. Continued installing Escalator 1 & 2 at North Platform Cavern. Completed installing steel reinforcement, formwork, and placing concrete for Crosscut Cavern Arch final lining. Continued construction for PG&E ductbank and completed construction for AT&T ductbank along west side of Stockton Street. Continued street work (minor), ongoing monitoring and surveying.

Union Square/Market Street Station - Platform Station: Continued construction of stairs and elevators. Begin glass enclosure around elevators. Continued to install corridor ductwork, fire smoke dampers, and mechanical dampers at Intermediate Strut level. North Concourse: Completed installation of emergency fans and sound attenuators. Continued installation of conduits, bus ducts, and overhead piping for electrical equipment in Main Electrical Room. South Concourse: Continued installation of overhead electrical. Continued installation of unistrut for ceiling panels, overhead conduits/piping, and LED Artwork.

Yerba Buena/Moscone Station - Completed installing Stair 1. Continued installing Stair 6 and Escalators 3 and 4. Continued installing Headhouse Vent Shaft. Continued installing fireproofing and concrete floor in Headhouse Concourse. Continued installing crystallized glass in Station Concourse. Continued installing door frames and ductwork in Headhouse Invert. Continued installing seismic joints in Station Invert.

Surface, Track and Systems– Continued traction power conduit and other electrical conduit installation inside tunnel. Continued tunnel lighting installation. Continued walkway installation inside tunnel. Continued track and plinth construction in tunnel. Continued track installation on 4th Street. Continued 4th/Brannan platform construction.

Total project costs to date are \$1,364.21 million, an increase of \$13.91 million over last month. The total cost to date equals 86.44% of the total project budget of \$1.578 billion. The Master Project Schedule forecasts a Revenue Service Date of February 2020.

The Stations Contractors' Safety Reports should show one recordable accident took place this month. The rates of work site accident incidents by the man hours worked continue to be below industry standards - see tables on page 32.


Key Milestones

Pouring the red and gray topping slab along the surface alignment




1 Workers build concrete formwork, clear site of debris, and pour concrete

MILESTONE	DATE EXPECTED
General	
Revenue Service	February 2020
Contract 1300 Stations, Surface, Track, Systems	
Notice to Proceed (NTP 1)	June 17, 2013 (A)
Notice to Proceed (NTP 2)	January 12, 2014 (A)
Substantial Completion	June 30, 2018



2 Fresh concrete is leveled off and distributed evenly using a vibration device



3 Workers finish off by making multiple passes smoothing the surface

Costs and Schedule

Costs (See Appendix A for Details)

The Current Cost Estimate (CCE) for the Central Subway Project is **\$1.578 billion** in year of expenditure dollars (\$YOE). This total project cost is shown at the top of Report 7.1, Program Project Budget. This capital cost projection incorporates allocated and unallocated contingencies to cover the risks associated with the project completion.

Total net incurred costs for the project are \$1,364.21 million, a \$13.91 million increase over last month. The cost to date figure reflects expenditures through FAMIS 786 Report (\$1,324.10 million) plus the utilities joint trench Form B Reimbursement payment (\$12.51 million), invoices currently being processed (\$25.33 million) and estimates of outstanding pay requests (\$2.30 million). This incurred amount equals 86.44% of the total project budget of \$1.578 billion.

The current funding level to date is \$1,534.05 million and includes Prop B Population Baseline \$13,555,032 FY2018/2019 appropriated in March 2019. This represents 97% of the total project budget.

Earned Value Analysis

In June 2019 Report, the Preliminary Earned Value Analysis reports is based on the SFMTA June Schedule Update. The Planned Value, Earned Value, Actual Cost, Percent Complete and resulting indexes as follows:

Preliminary June Earned Value

Overall Budgeted Cost:	\$1,578,300,000
Planned Value:	\$1,553,475,557
Earned Value:	\$1,363,039,458
Actual Cost:	\$1,364,210,275
Schedule Performance Index (SPI):	0.88
Cost Performance Index (CPI):	1.00
Percent Complete:	86.3%

*June 2019 Notice: The City continues to experience problems that were caused by error and inaccuracy from the transition from FAMIS to Financial System Project (FSP). An updated methodology has been implemented within the financial reporting that will provide more accurate figures for transactions occurring in fiscal year 2019.

As we continue to address these data quality problems through data cleaning, you will continue to see monthly fluctuations as we detect and remove errors and inconsistencies from data in order to improve on the quality of data so that we will be able to report accurate data.

Schedule Highlights

The Master Project Schedule (MPS) below includes progress through June 2019. The June 2019 Schedule Update submittal from Contract 1300 Contractor was not submitted as the CN1300 Contractor has not provided the updated corrections to their June 2017, through June 2018 Schedule Updates. The Contract 1300 schedule represented in this report is based on the SFMTA June 2019 Schedule Update.

The MPS shows a forecast Revenue Service Date of February 2020.

The controlling critical (longest) path of the MPS runs through the CTS Headhouse Platform Level CMU walls for PL-18, Electrical Activities within PL-18, STS Startup & Testing, Commissioning and Pre-Revenue Activities to the Baseline Finish and Revenue Service Date. See Appendix B – Longest Path. The latest schedule shows the longest path running through the Chinatown Station (CTS). Contractor is required to implement a Recovery Schedule to put the Project back on schedule.

Schedule Contingency is fully utilized on the critical path of the MPS, which is below the Minimum Schedule Contingency level of 6 months. SFMTA continues to meet with Contractor to discuss all schedule concerns and comments. The schedule shows the same completion date during this month, TPC has not been able to correctly staff the project which could potentially delay CMU walls installation within the CTS Headhouse and electrical activities within the tunnel alignment. In order to achieve the Baseline work productivity, TPC needs to increase the number of crews assigned to electrical work, allowing concurrent work within the tunnel and stations in order to make this completion date possible. It also requires that the front end portion of ATCS Startup and Testing is performed concurrently with TPC's Startup and Testing followed by ATCS software testing in coordination with SFMTA Operations, all completed in 5 months. Contract 1300 Schedule shows this month a forecasted Revenue Service date of 27 February 2020.

Contract 1300 Contractor submitted fifty-one (51) Schedule Updates from December 2014 to April 2019. SFMTA rejected twenty seven (27) Schedule Updates from January 2016 to April 2016 and June 2016 to May 2018 due to multiple and repetitive issues that vary from incorrect working sequences to unrealistic forecasted completion dates to artificially steering the schedule longest path through certain portions of the project. SFMTA approved as noted December 2014 through December 2015, and May 2016 Schedule Updates. Contractor has been directed to develop a Recovery Schedule as required by Contract to mitigate the current forecasted project delay. The 18 month "gap" of missing Schedule Updates at the beginning of the job has interfered with efficient resolution of Contractor's assertions of Unavoidable Delay to the project-wide Substantial Completion date, which is additionally impacting the Contractor's review of options for schedule recovery.

Contract 1300 - WP1253 UMS / WP1254R CTS / WP1255 YBM / WP1256 STS:

The Contractor, Tutor Perini Corporation's (TPC) baseline schedule is incorporated into the master program schedule. The preliminary SFMTA Contract 1300 June 2019 schedule is used within the June Report. The SFMTA Contract 1300 June 2019 schedule is based on the approved baseline schedule logic with adjustments made as mentioned above. The SFMTA will continue to use the SFMTA Contract 1300 schedule update as a forecasting tool going forward until the Contract 1300 Contractor submits an acceptable schedule that addresses all of SFMTA scheduling concerns.



A site inspector records observations during a concrete pour for the alternating red and gray rail slab adjacent to the 4th and Brannan surface station platform.

Schedule Highlights - Continued

Work Package P-1254R (CTS) has performed the following work this month:

- Continued applying vermiculite, installing traction power conduits, and installing GFRC panels at North and South Platform Caverns
- Continued installing Escalator 1 & 2 at North Platform Cavern
- Completed installing steel reinforcement, formwork, and placing concrete for Crosscut Cavern Arch final lining
- Began construction of platform deck at Crosscut Cavern
- Continued constructing formwork, installing rebar, and placing concrete for Intermediate level and Lower Mezzanine level slabs at Headhouse
- Continued constructing formwork, installing rebar, and placing concrete for Upper Mezzanine level slabs at Headhouse
- Continued installing stair 5
- Began construction of concrete pads for electrical switchgear installation at Headhouse Platform level
- Continue shotcrete for slurry walls, install drain mat and waterproofing for Intermediate, Lower Mezzanine, and Upper Mezzanine levels at Headhouse
- Continued construction for PG&E and completed construction for AT&T ductbank along west side of Stockton Street
- Continued street work (minor), ongoing monitoring and surveying

Work Package P-1253 (UMS) has performed the following work this month:

- Platform Station: Continued construction of stairs and elevators. Begin glass enclosure around elevators. Continued to install corridor ductwork, fire smoke dampers, and mechanical dampers at Intermediate Strut Level. Continued to install overhead plumbing, fire protection piping, and overhead fixture and electrical. Continued installation of unistrut for ceiling panels, overhead conduits/piping and LED Artwork. Continued installation of drain piping and shotcrete on Concourse level. Continued to install speaker and lighting system at Platform Strut Level. Continued pouring of topping slab at Platform and Concourse Level. Began glass enclosure around elevators
- North Concourse: Completed installation of emergency fans and sound attenuators. Continued installation of conduits, bus ducts, and overhead piping for electrical equipment in Main Electrical Room. Began plaster finish in various rooms
- South Concourse: Continued installation of overhead electrical. Continued installation of unistrut for ceiling panels, overhead conduits/piping and LED Artwork. Continued installation of metal wall framing. Continued installation of channels and framing for glass panels at South Escalator walls

Work Package P-1255 (YBM) has performed the following work this month:


- Completed installing Stair 1
- Continued installing Stair 6

Schedule Highlights - Continued

- Continued installing Escalators 3 and 4 (Mechanical escalator equipment fully installed)
- Began installing Headhouse Roof
- Continued installing Headhouse Vent Shaft
- Installed door frames at Headhouse Mezzanine
- Installed fireproofing in Station Mezzanine
- Continued installing fireproofing and CMU walls in Headhouse Concourse
- Continued installing concrete floor in Headhouse Concourse
- Continued installing door frames in Headhouse
- Continued installing crystallized glass in Station Concourse
- Began installing Glass Smoke Partition in Station Concourse
- Continued installing door frames in Headhouse Invert
- Continued installation of Traction Power equipment in Headhouse Invert
- Continued installing ductwork in Headhouse Invert
- Continued installing seismic joints in Station Invert

Work Package P-1256 (STS) has performed the following work this month:

- Continued traction power conduit and other electrical conduit installation inside tunnel
- Continued tunnel lighting installation
- Continued walkway installation inside tunnel
- Continued track and plinth construction in tunnel
- Continued track installation on 4th Street
- Continued 4th/Brannan platform construction



Workers on the concourse level for Yerba Buena/Moscone Station conduct site cleanup while two men in a scissor lift chip away at a section of slurry wall slated to be removed to widen the future fare gate entrance area.

Master Project Schedule

Activity ID	Activity Name	Original Start Duration	FINISH	2019	2020	Page 1 of 1
				Q2	Q3	Q4
CENTRAL SUBWAY PROJECT						
Program Level Milestones						
PJ01000	Central Subway Project Start	4689	03-Jun-03 A	25-May-21		
M90004A	Tunnel Excavation Complete - Project Milestone #4A	0	03-Jun-03 A			
M90019	Baseline Finish Date: 12-26-2018	0	05-Sep-14 A			
M90009	CSP Revenue Service Date	0	27-Feb-20*			
Preliminary Engineering Phase						
Final Design						
	Light Rail Vehicles	2511	05-Jun-03 A	07-Jun-10 A		
	Real Estate	1811	05-Jun-10 A	17-Jun-13 A		
	Construction Phase	2464	15-Apr-13 A	23-Dec-19		
	Construction Support and Costs	3138	01-Aug-08 A	02-Jan-14 A		
	Construction Utility Contract #1- MOS & Portal CN-1250	2970	04-Jan-10 A	25-May-21		
	Construction Utility Contract #2 - UMS CN-1251	3425	04-Jan-10 A	25-May-21		
	Construction Tunnels CN-1252	505	04-Jan-10 A	23-May-11 A		
	Construction STS P-1256 ATCS	643	12-Jan-11 A	15-Oct-12 A		
	Subcontractor Assignment ATCS Systems (Thales)	1518	08-Jun-11 A	26-Jun-19		
	ATCS Systems- Factory Acceptance Test Complete	1546	20-May-14 A	18-Feb-20		
	ATCS Systems- Installation, Software Testing	0	16-May-16 A	08-Jul-19		
	ATCS Systems- Deliver Hardware	147	05-Jun-16 A	21-Nov-19		
	ATCS Systems- Substantial Completion	5	09-Jul-19	16-Jul-19		
	ATCS Systems- Final Acceptance	5	27-Nov-19	05-Dec-19		
	ATCS Systems- Rest of Allowance	2	06-Dec-19	14-Feb-20		
	Construction CN-1300	1744	03-Jun-13 A	24-Feb-20		
	Construction UMS Station P-1253	1744	17-Jun-13 A	24-Feb-20		
	Construction CTS Station P-1254R	1704	17-Jun-13 A	27-Nov-19		
	Construction YBM Station P-1255	1681	17-Jun-13 A	27-Nov-19		
	Construction STS P-1256	1581	10-Jun-13 A	27-Nov-19		
	Project Start Up	1581	03-Jun-13 A	27-Nov-19		
	Unallocated Contingency	136	14-Oct-19	27-Feb-20		
	Cost Activity Unallocated Contingency (LOE) - 17,500,99,000.00 - Contingency	158	25-Jun-19	27-Feb-20		
	Cost Activity Unallocated Contingency (LOE) - 17,500,99,000.00 - Contingency	168	25-Jun-19	27-Feb-20		

SFMTA Central Subway Project
Master Project Schedule
Summary Schedule - June 2019

Required Revenue Service Data: 26-Dec-18
Data Date: 26-Jun-19



Carpenters discuss and prioritize work to build concrete forms along the east side of the Chinatown Station headhouse's concourse level.

Contracts & Construction

Construction Contracts In Progress

Contract 1300: Combined Work Packages 1253, 1254, 1255, 1256

- Contractor: Tutor - Perini Corporation
- Amount: \$861.64 million
- Contract Status: 84.53% complete construction

Contracts Completed

[See Appendix D](#)

Contract 1250: Moscone Station and Portal Utilities Relocation

Contract 1251: Union Square/Market Street Station Utility Relocation

Contract 1277: Pagoda Theater Site Demolition (Funded separately from the CS Project budget)

Contract 1252: Central Subway Tunneling

Contract SBE Participation (Updated Quarterly) [See Appendix E](#)

Stations, Surface, Track and Systems

Contract 1300 Contractor: Tutor-Perini Corporation

Description of Work

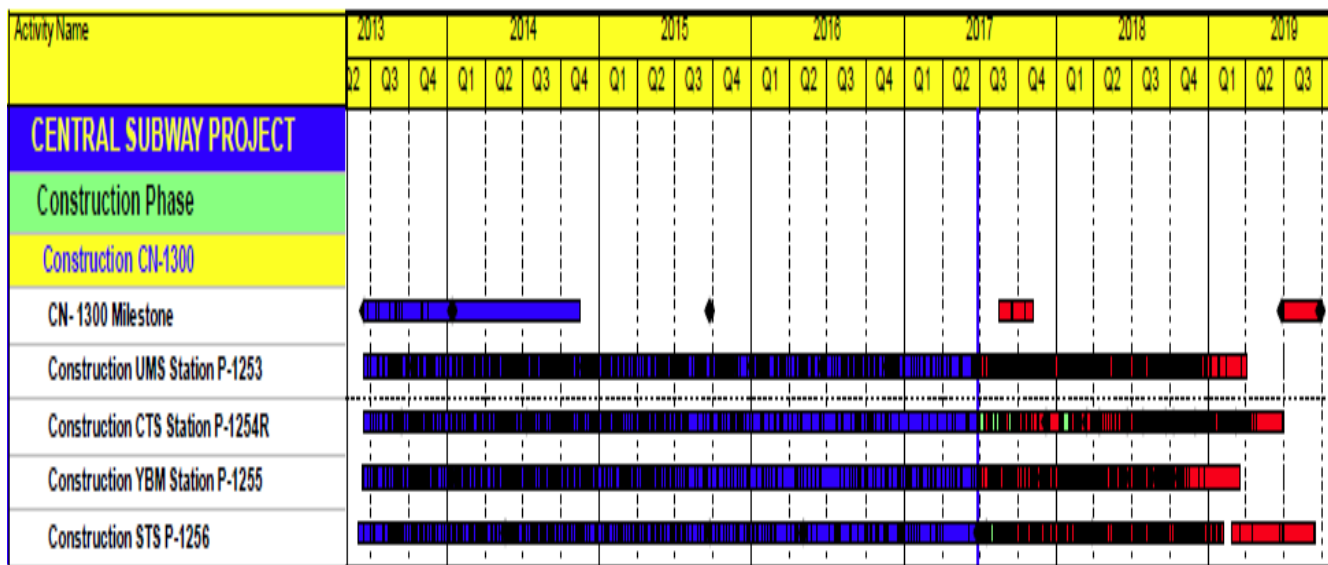
The Contract 1300 scope is to construct the Central Subway's three subway stations, one surface station, construct the 2,000 feet of surface track, and install track and operating systems throughout the new alignment. The separate station and systems work packages are presented in the following pages.

Work includes station finishes, AC and DC substations, elevators, escalators, lighting, emergency ventilation fans, HVAC fire alarm/ suppression/ protection, Cutter Soil Mixing, secant pile bottom up and Sequential Excavation Method construction, settlement monitoring, building protection, connecting to and modifying the BART Powell Street Station, PA, CCTV, signage, installation of fare collection equipment and station start-up and commissioning.

Contract Details	
Contract Awarded:	May 21, 2013
Notice to Proceed:	June 17, 2013
Substantial Completion:	June 30, 2018
Contract Award Value:	\$839,676,400
Modifications to Date (\$):	\$6,747,655
Modifications to Date (Days):	140
Current Contract Value:	\$846,424,055

Budget/Expenditures▲	
Current Budget	\$861,639,691
Other Project Offset Credits	\$3,123,097
Expenditures to Date	\$719,082,913

1300 Summary Schedule



Chinatown Station

Contract 1300 - Work Package 1254R

Description of Work

This Work Package is to construct one subway station. Includes station finishes, AC and DC Traction Power substations elevators, escalators, lighting, emergency ventilation fans, HVAC fire alarm/ suppression/ protection, slurry wall top-down construction, settlement monitoring, building protection, PA, CCTV, signage, installation of fare collection equipment and station start-up and commissioning.



Current Work Status

- Continued applying vermiculite, installing traction power conduits, and installing GFRC panels at North and South Platform Caverns
- Continued installing Escalator 1 & 2 at North Platform Cavern
- Completed installing steel reinforcement, formwork, and placing concrete for Crosscut Cavern Arch final lining
- Began construction of platform deck at Crosscut Cavern
- Continued constructing formwork, installing rebar, and placing concrete for Intermediate level and Lower Mezzanine level slabs at Headhouse
- Continued constructing formwork, installing rebar, and placing concrete for Upper Mezzanine level slabs at Headhouse
- Continued installing stair 5
- Began construction of concrete pads for electrical switchgear installation at Headhouse Platform level
- Continue shotcrete for slurry walls, install drain mat and waterproofing for Intermediate, Lower Mezzanine, and Upper Mezzanine levels at Headhouse
- Continued construction for PG&E and

completed construction for AT&T ductbank along west side of Stockton Street

- Continued street work (minor), ongoing monitoring and surveying

Work Expected Next Month

- Continue installing Southbound rail at North/South Platform Caverns
- Complete waterproofing installation for North/South headwall
- Complete North Platform Cavern Concourse Walls
- Continue applying vermiculite, installing traction power conduits, and installing GFRC panels at North and South Platform Caverns
- Continue installing Escalator 1 & 2 at North Platform Cavern
- Complete construction of platform deck at Crosscut Cavern
- Begin installation of Emergency Ventilation Fans at Headhouse Underplatform level
- Continue electrical switchgear installation at Headhouse Platform level
- Begin construction of CMU walls at Headhouse Platform level

Chinatown Station

Contract 1300 - Work Package 1254R

Work Expected Next Month

(continued)

- Complete installing rebar, electrical, and plumbing for Intermediate level, Lower Mezzanine level, and Upper Mezzanine level slabs at Headhouse
- Complete placing concrete for Intermediate slabs at Headhouse
- Complete constructing formwork and installing rebar for Lower and Upper Mezzanine level at Headhouse
- Complete shotcrete for slurry walls, install drain mat and waterproofing for Concourse level at Headhouse
- Continue shotcrete for slurry walls, install drain mat and waterproofing for Intermediate, Lower Mezzanine, and Upper Mezzanine levels at Headhouse
- Complete construction for PG&E ductbank along intersection of Stockton/Washington Streets


Three Month Look Ahead

- Complete rail installation at Platform Cavern
- Concourse, Intermediate, Lower Mezzanine, Upper Mezzanine levels at Headhouse: shotcrete on slurry walls, install drain mat, waterproof on shotcrete walls, build CMU partition walls
- Lower and Upper Mezzanine levels at Headhouse: shotcrete on slurry walls, install drain mat, waterproof on shotcrete walls, build CMU partition walls
- Complete installing mechanical, electrical, plumbing, at Headhouse Underplatform and Platform Levels.
- Continue installing mechanical, electrical, plumbing at Intermediate, Lower Mezzanine, and Upper Mezzanine levels at Headhouse



- Begin construction of Street level at Headhouse
- Abandon dewatering wells on Stockton Street
- Begin street utility work on Washington Street

Station Construction Progress Section

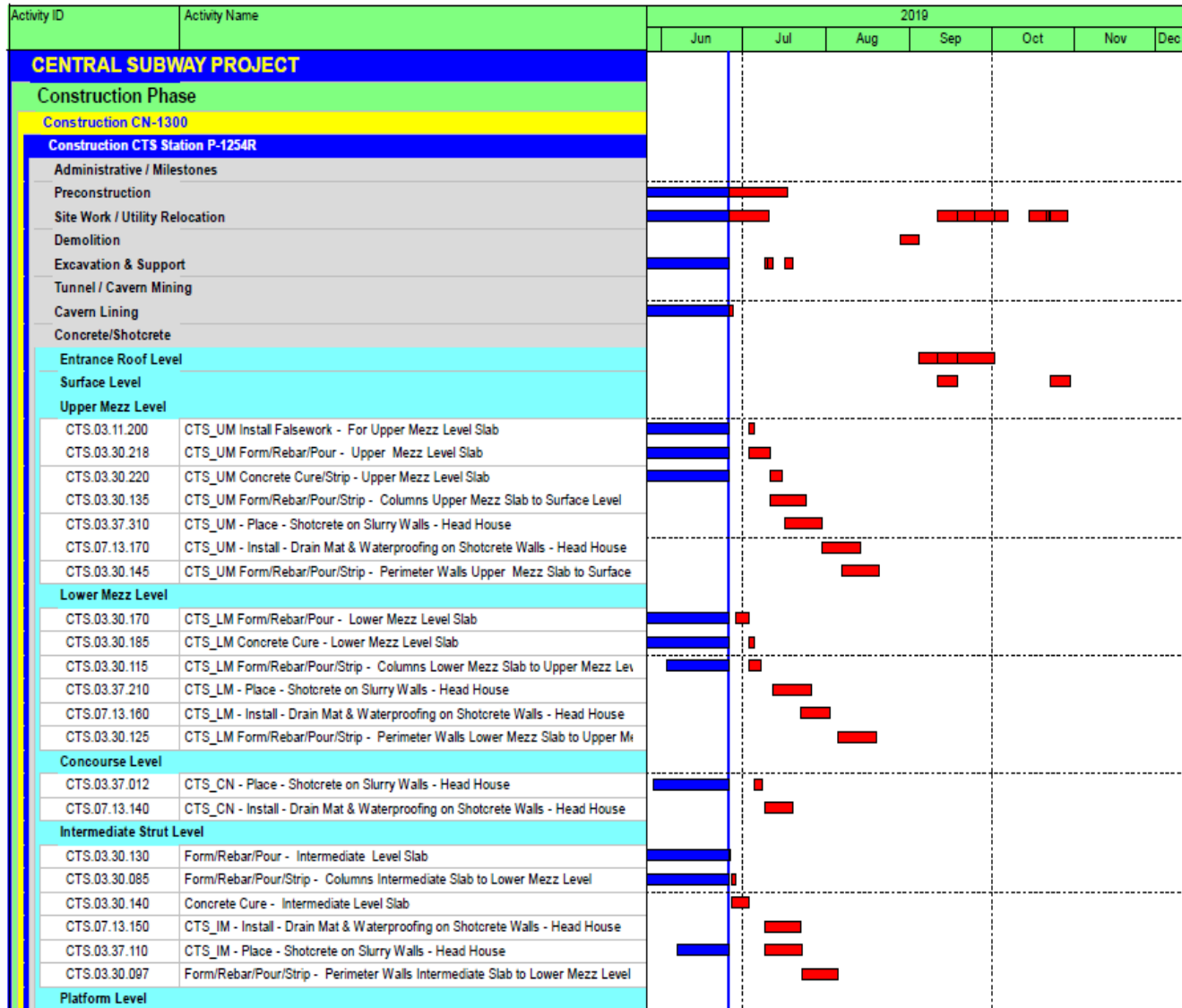


Chinatown Station Construction Status - Continued

Contract Details	
Contract Awarded:	May 21, 2013
Notice to Proceed:	June 17, 2013
Substantial Completion:	June 30, 2018
Contract Award Value:	\$247,567,810
Modifications to Date (\$):	\$11,599,633
Modifications to Date (Days):	140
Current Contract Value:	\$259,167,443

Budget/Expenditures ▾	
Current Budget	\$257,567,810
Other Project Offset Credits	\$75,000
Expenditures to Date	\$216,084,864

CTS Three Month Schedule



Union Square/Market Street Station

Contract 1300 Work Package 1253

Description of Work

This Work Package is to construct one subway station. Includes station finishes, AC and DC Traction Power substations elevators, escalators, lighting, emergency ventilation fans, HVAC fire alarm/ suppression/ protection, slurry wall top-down construction, settlement monitoring, building protection, PA, CCTV, signage, installation of fare collection equipment and station start-up and commissioning.

Current Status This Month

- Platform Station: Continued construction of stairs and elevators. Begin glass enclosure around elevators. Continued to install corridor ductwork, fire smoke dampers, and mechanical dampers at Intermediate Strut Level. Continued to install overhead plumbing, fire protection piping, and overhead fixture and electrical. Continued installation of unistrut for ceiling panels, overhead conduits/piping and LED Artwork. Continued installation of drain piping and shotcrete on Concourse level. Continued to install speaker and lighting system at Platform Strut Level. Continued pouring of topping slab at Platform and Concourse Level. Began glass enclosure around elevators
- North Concourse: Completed installation of emergency fans and sound attenuators. Continued installation of conduits, bus ducts, and overhead piping for electrical equipment in Main Electrical Room. Began plaster finish in various rooms
- South Concourse: Continued installation of overhead electrical. Continued installation of unistrut for ceiling panels, overhead conduits/piping and LED Artwork. Continued installation of metal wall framing. Continued installation of channels and framing for glass panels at South Escalator walls



Work Expected Next Month

- Platform Station: Continue installation of stairs and elevators. Continue installation of glass enclosure around elevators. Continue installation of overhead plumbing, fire protection piping, and overhead fixture and electrical. Continue to install speaker and lighting system at Platform Strut Level. Continue pouring Platform topping slab. Continue pouring Concourse topping slab. Begin installation of curved ceiling hangers/metal panels. Begin installation of tactile warning strip, directional tile and photoluminescent strip at Platform edge. Begin sand blasting piles for architectural finish at Concourse Level. Begin removal of temporary man lift
- North Concourse: Continue installation of fire sprinklers on Intermediate Strut, Mezzanine, and Concourse level. Terminate and test in Main Electrical Room (CN04) in preparation for energization.

Union Square/Market Street Station

Contract 1300 Work Package 1253

Begin installation of escalator.

- South Concourse: Continue installation of glass panels at South Escalator walls. Continue installation of metal wall framing. Continue installation of overhead electrical. Begin installation of escalators.
- Street: Begin demolition, installation of granite curb, brick sidewalk, and pedestrian ramps north of Market Street. Begin and complete demobilizing construction site staging area on Stockton Street between Geary and Post Streets; and begin pavement renovation of the curb and sidewalk.

stall rustic terrazzo sidewalk on corner of Geary and Stockton Streets. Complete installation of permanent historic street lights.



Three Month Look Ahead

- Platform Station: Complete construction of stairs and escalators. Complete CMU wall construction. Complete deck installation. Complete all structural concrete work. Complete installation of fireproofing. Complete installation of overhead plumbing, fire protection piping and overhead fixture and electrical. Complete terrazzo flooring. Complete installation of artwork on Concourse and Platform Level.
- North Concourse: Complete and connect all electrical equipment for inspection and testing. Complete and connect all ventilation fans and equipment for inspection and testing. Complete installation of fire alarm system in USG. Complete terrazzo flooring.
- South Concourse: Complete construction of the south escalators and stairs. Complete terrazzo flooring.
- Street: Complete installation of granite curb, brick sidewalk, and pedestrian ramps north of Market Street. Complete installation of glass roof walk artwork on USG Terrace Level. Complete installation of precast architectural concrete elements for USG Terrace Level. Complete installation of traffic cabinets and permanent traffic signals. In-

Station Excavation and Construction Progress Section

North

South

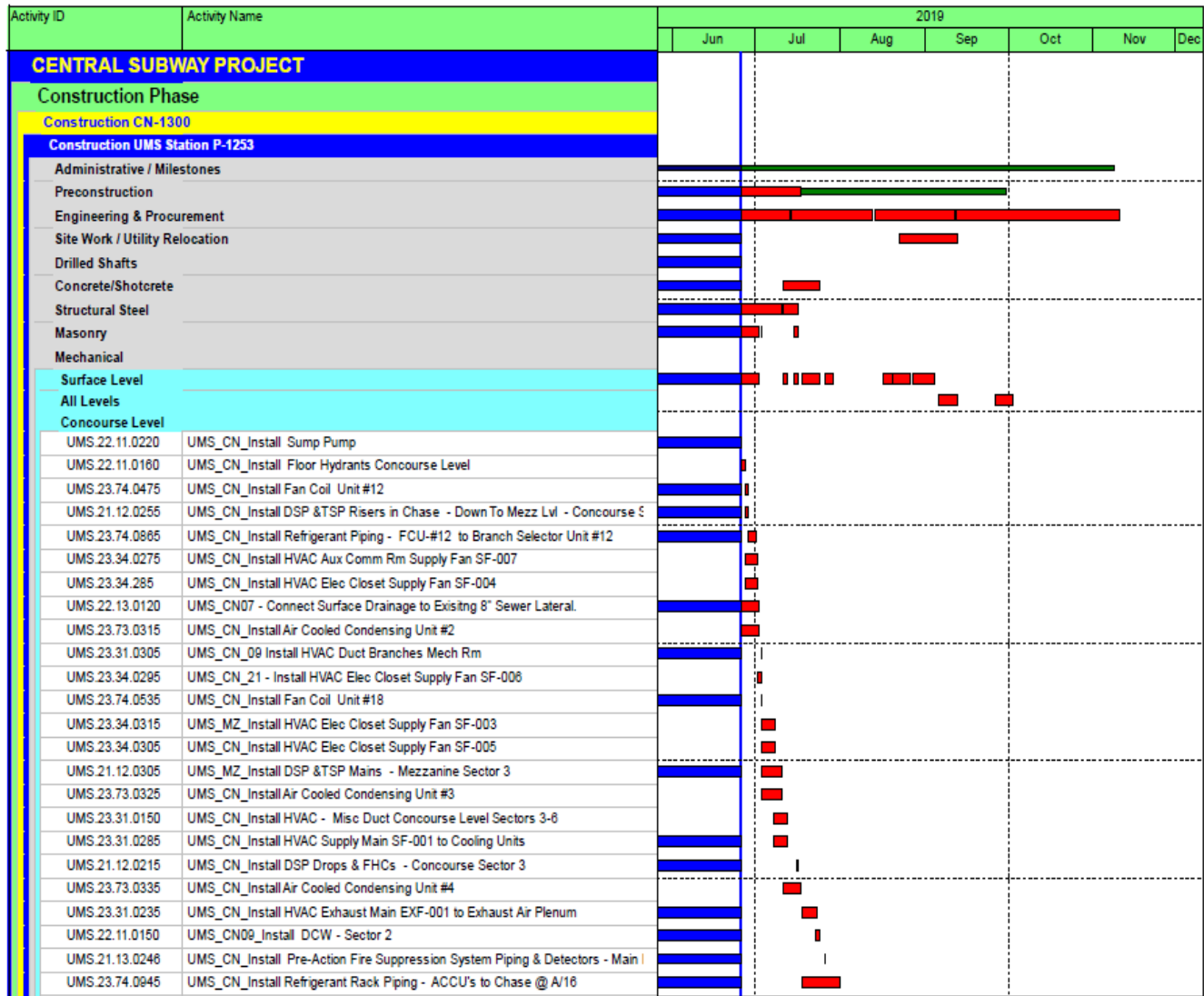


Union Square Market Street Station Construction - Continued

Contract Details	
Contract Awarded:	May 21, 2013
Notice to Proceed:	June 17, 2013
Substantial Completion:	June 30, 2018
Contract Award Value:	\$294,030,590
Modifications to Date (\$):	\$7,052,370
Modifications to Date (Days):	140
Current Contract Value:	\$301,082,960

Budget/Expenditures ▲	
Current Budget	\$314,030,590
Expenditures to Date	\$270,538,005

UMS Three Month Schedule



Yerba Buena/Moscone Station

Contract 1300 - Work Package 1255

Description of Work

This Work Package is to construct one subway station. Includes station finishes, AC and DC Traction Power substations elevators, escalators, lighting, emergency ventilation fans, HVAC fire alarm/ suppression/ protection, slurry wall top-down construction, settlement monitoring, building protection, PA, CCTV, signage, installation of fare collection equipment and station start-up and commissioning.

Current Status

- Completed installing Stair 1 and continued installing Stair 6.
- Continued installing Escalators 3 and 4
- Began installing Headhouse Roof
- Continued installing Headhouse Vent Shaft
- Installed door frames at Headhouse Mezzanine
- Installed fireproofing in Station Mezzanine
- Continued installing fireproofing, CMU walls, and installing concrete floor in Headhouse Concourse
- Continued installing door frames in Headhouse
- Continued installing crystallized glass in Station Concourse
- Began installing Glass Smoke Partition in Station Concourse
- Continued installing door frames, installing ductwork, and installation of traction power in Headhouse Invert
- Continued installing seismic joints in Station Invert

Work Expected Next Month

- Continue installing Stair 6
- Continue installing Elevators 1 and 2
- Continue installing Escalators 3 and 4
- Continue installation of Headhouse Vent Shaft
- Continue CMU wall placement of Headhouse Mezzanine walls



- Continue installing concrete floor in Headhouse Concourse
- Begin placing ceramic tiles for bathrooms in Headhouse Concourse
- Continue installing CMU wall in Station Concourse
- Continue installing n Headhouse Invert
- Continue installing seismic joints and traction power equipment in Station Invert
- Begin installing terrazzo finish at Station Platform


Three Month Look Ahead

- Continue interior finishes on Mezzanine & Concourse Levels within Station Box
- Continue placement of stairs within Station and Headhouse
- Begin installation of sculpture at Surface Level
- Complete installation of artwork in Headhouse Concourse
- Install cabs for Elevators 1 and 2
- Complete installation of Escalators 3 and 4

Station Excavation and Construction Progress Section

North


South



West

4th St.

East



Yerba Buena Moscone Station Construction - Continued

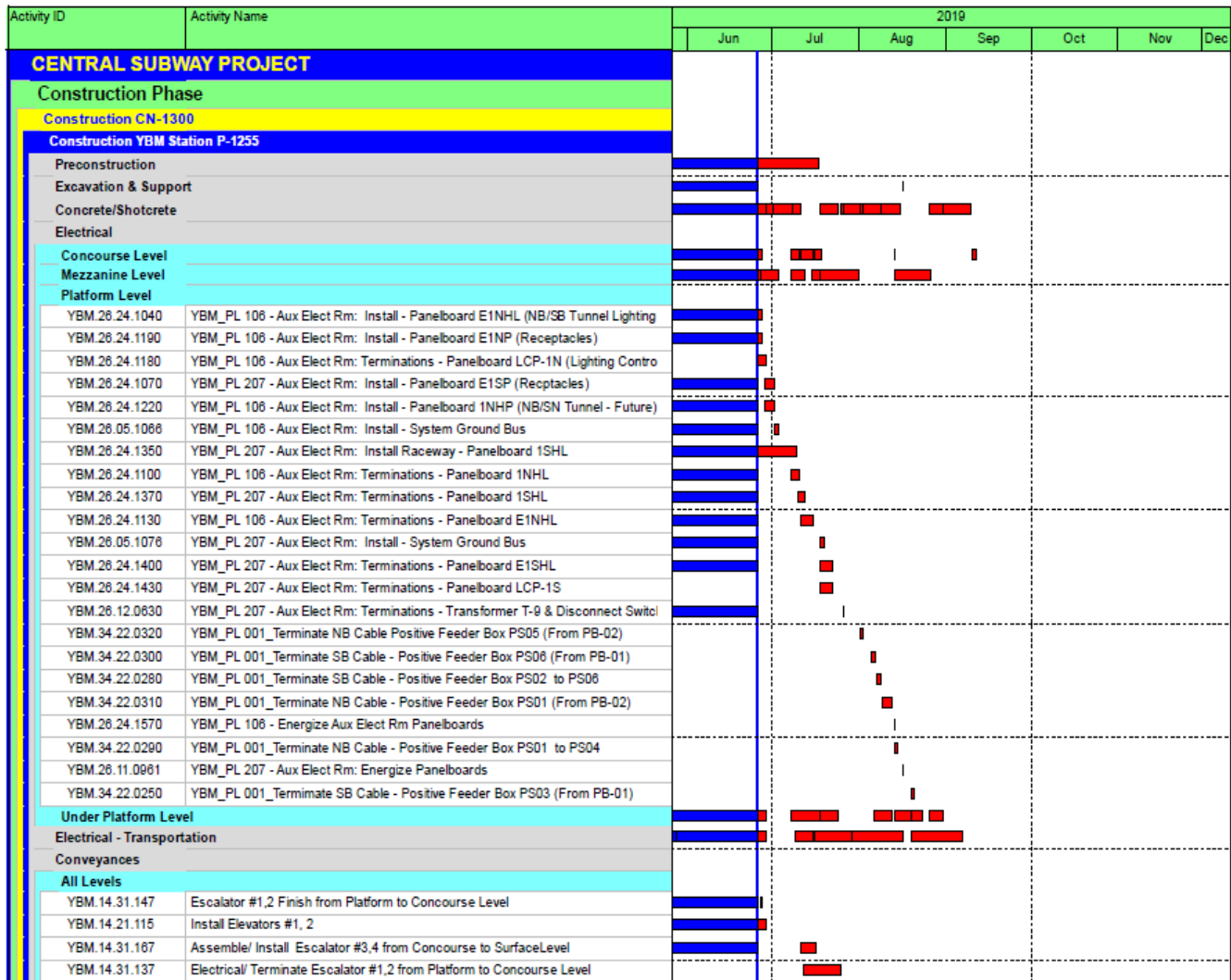
Contract Details

Contract Awarded:	May 21, 2013
Notice to Proceed:	June 17, 2013
Substantial Completion:	June 30, 2018
Contract Award Value:	\$158,089,000
Modifications to Date (\$):	\$2,676,905
Modifications to Date (Days):	140
Current Contract Value:	\$160,765,905

Budget/Expenditures ▲

Current Budget	\$163,089,000
Other Project Offset Credits	\$415,331
Expenditures to Date	\$142,750,168

YBM Three Month Schedule



Systems, Trackwork, & Surface Station

Contract 1300 - Work Package 1256

Description of Work

This Work Package is to construct one Surface Station. Includes light rail track and systems, track invert, track safety walkways; light rail track and systems constructed on the 2,000 foot surface for the alignment from the tunnel portal, south to the tie-in to the existing Muni T-Line at Fourth and King Streets; and the surface Fourth and Brannan Street (FBS) Station.

Current Status

- Continued traction power conduit and other electrical conduit installation inside tunnel
- Continued tunnel lighting installation
- Continued walkway installation inside tunnel
- Continued track and plinth construction in tunnel
- Continued track installation on 4th Street
- Continued 4th/Brannan platform construction



Work Expected Next Month

- Continue 4th/Brannan platform construction
- Continue traction power conduit and other electrical conduit installation inside tunnel
- Continue tunnel lighting installation
- Continue walkway installation inside tunnel
- Continue track installation on 4th Street

Three Month Look Ahead

- Complete street light pole installation
- Complete pavement renovation at 4th/Brannan and 4th/King intersections
- Continue 4th/Brannan platform construction
- Continue surface track installation
- Continue track installation inside tunnel
- Continue walkway installation inside tunnel
- Continue electrical conduit installation inside tunnel
- Continue tunnel lighting installation
- Continue pulling traction power cables on 4th Street

Systems, Trackwork, & Surface Station Construction - Continued

Contract Details	
Contract Awarded:	May 21, 2013
Notice to Proceed:	June 17, 2013
Substantial Completion:	June 30, 2018
Contract Award Value:	\$139,989,000
Modifications to Date (\$):	(\$14,581,253)
Modifications to Date (Days):	140
Current Contract Value:	\$125,407,747

Budget/Expenditures	
Current Budget	\$126,952,290
Other Project Offset Credits	\$2,632,766
Expenditures to Date	\$89,709,876

Systems, Track and Surface Station Three Month Schedule

Activity ID	Activity Name	2019						
		Jun	Jul	Aug	Sep	Oct	Nov	Dec
CENTRAL SUBWAY PROJECT								
Construction Phase								
Construction CN-1300								
Construction STS P-1256								
Preconstruction								
Concrete/Shotcrete								
Tunnel Concrete								
Platform Level								
STS.21.12.410	STS_Install NB Tunnel Walkway Deluge Piping - Tunnel Portal	■						
STS.03.30.137S	STS_F/R/P SB Tunnel Walkway 2nd Lift & Wire Duct Union Square to China Town	■						
STS.03.30.147S	STS_F/R/P SB Tunnel Walkway 2nd Lift & Wire Duct Moscone to Union Square	■						
STS.21.12.350	STS_Install SB Tunnel Walkway Deluge Piping - Chinatown Station to North Limit	■						
STS.05.52.180	STS_Install Handrails - Chinatown Station / Tunnel Interface	■						
STS.05.52.190	STS_Install Handrails - Chinatown Crossover / Tunnel Interface	■						
STS.21.12.400	STS_Install NB Tunnel Walkway Deluge Piping - Chinatown Station to North Limit	■						
STS.05.52.0130	STS_Install NB Tunnel Walkway Handrails - Chinatown Station to North Limit	■						
STS.05.52.0170	STS_Install SB Tunnel Walkway Handrails - Chinatown Station to North Limit	■						
STS.21.12.330	STS_Install SB Tunnel Walkway Deluge Piping - Moscone to Union Square - 1,95	■						
STS.05.52.0135	STS_Install NB Tunnel Walkway Handrails - Tunnel Portal NB	■						
STS.07.80.0280	STS_Install SB Tunnel Walkway ARS Fire Blanket - Chinatown Station to North Li	■						
STS.07.80.0220	STS_Install NB Tunnel Walkway ARS Fire Blanket - Tunnel Portal	■						
STS.07.80.0210	STS_Install NB Tunnel Walkway ARS Fire Blanket - Chinatown Station to North Li	■						
STS.05.52.0120	STS_Install NB Tunnel Walkway Handrails - Portal to Moscone 1,300 LF	■						
STS.22.16.540	STS_Install NB Tunnel Walkway ARS Fire Blanket Metal Cover - Tunnel Portal	■						
STS.07.80.0200	STS_Install NB Tunnel Walkway ARS Fire Blanket - Portal to Moscone 1,300 LF	■						
STS.07.80.0240	STS_Install SB Tunnel Walkway ARS Fire Blanket - Moscone to Union Square - 1	■						
STS.05.52.0100	STS_Install NB Tunnel Walkway Handrails - Union Square to China Town 2,422 L	■						
STS.05.52.0150	STS_Install SB Tunnel Walkway Handrails - Moscone to Union Square - 1,950 LF	■						
STS.22.15.530	STS_Install Ground Hydrants 4th/Brannan Station	■						
STS.05.53.530	STS_Install NB Tunnel Drain Metal Grating - Moscone to Union Square - 1,950 LI	■						
STS.22.16.550	STS_Install NB Tunnel Walkway ARS Fire Blanket Metal Cover - Portal to Mosco	■						
STS.21.12.380	STS_Install SB Tunnel Walkway Deluge Piping - Tunnel Portal	■						
STS.21.12.380	STS_Install NB Tunnel Walkway Deluge Piping - Moscone to Union Square - 1,95	■						
STS.21.12.320	STS_Install SB Tunnel Walkway Deluge Piping - Union Square to China Town 2,4	■						
STS.05.52.200	STS_Install Handrails - Union Square Station / Tunnel Interface	■						
STS.05.52.210	STS_Install Handrails - Moscone Station / Tunnel Interface	■						
STS.05.53.610	STS_Install SB Tunnel Drain Metal Grating - Tunnel Portal	■						
STS.07.80.0270	STS_Install SB Tunnel Walkway ARS Fire Blanket - Tunnel Portal	■						
STS.05.53.590	STS_Install SB Tunnel Drain Metal Grating - Portal to Moscone 1,300 LF	■						
STS.05.52.0180	STS_Install SB Tunnel Walkway Handrails - Tunnel Portal SB	■						

Program Components

Community Outreach

Outreach public information, events and presentations for June 2019 include:

- Conducted Chinatown Merchant’s Meeting
- Continued noise and dust mitigation meetings with Tutor Perini and community stakeholders
- Ongoing outreach to merchants and residents
- Conducted meetings and face-to-face visits with various merchant stakeholders along the alignment
- Preparation and dissemination of construction notices
- Produced quarterly construction update video and other multimedia content
- Responded to constituent complaints

Outreach in Support of Mitigation and Monitoring

Team members participated in weekly progress to address neighborhood concerns

Outreach and communication efforts continue in Chinatown, Union Square, and SOMA

Weekly photo documentation of project work and editing

Outreach team members met with SF Arts Commission representatives to align public art completion strategy

Weekly construction update emails sent to list of approximately 700 residents and stakeholders

Media Coverage

Central Subway Media Coverage			
Date	Title (with link to story)	Source	Reporter/
6/4/2019	San Francisco MTA Leaders To Decide On Re-Naming Central Subway Station After Rose Pak	CBS KPIX5 News	
6/5/2019	SFMTA board stalemates over plan to name Central Subway Chinatown station after Rose Pak	SF Examiner	Joe Fitzgerald Rodriguez
6/5/2019	Controversial plan to name SF subway stop after Chinatown activist stalls	San Francisco Chronicle	Rachel Swan
6/14/2019	Should the Central Subway go to the Presidio?	CURBED San Francisco	Adam Brinklow

Quality Assurance

Quality Assurance monthly activity of oversight, surveillance, audits, proactive feedback and QA records actively involves the Project construction management staff, the resident engineers, the prime construction contractor and their subcontractors.

Stations and Systems Contract CN1300 Quality Assurance Monitoring Activities

- QA observation of all work in progress for all work packages
- QA observations of QC inspection, testing and documentation by Smith Emery for all work packages
- QA observation of station construction at CTS, UMS, and YBM
- QA observation of STS invert and plinth concrete placement and track installation
- QA observation of STS rail preparation and installation
- QA review of TPC's Quality Control (QC) Daily Inspection Reports posted to project records CM13 which includes TPC's Specialty Subcontractor's QC checklists, associated documentation and Smith Emery inspection and testing reports provided by TPC's subcontractor that provides laboratory and inspection services – including special inspections required for the City of San Francisco's Department of Building Inspection (DBI) for all permitted work
- QA participation in definable feature of work preparatory and initial phase meetings as scheduled by the contractor's QC manager
- QA participation in bi-weekly quality task force Quality Task Force (QTF) meetings with the contractor's QC management. This is an ongoing dialog regarding planning for upcoming work, identification and mitigation of in-process potentially unsatisfactory work, generation of contractor nonconformance reports (CNCRs), welding inspection documentation, HOLD points and other items related to TPC's QC efforts in implementing TPC's approved Quality Control Program (QCP). Additionally, the Contractor's Quality Control Manager (QCM) and Assistant QCMs continue to be provided with salient information from the Project Quality Assurance Manager's participation and attendance in Project and Work Package Progress Meetings.
- QA participation in Weekly Work Package Progress Meetings for STS, YBM, UMS and CTS
- QA participation in Monthly Project Risk Mitigation, Safety and Security, and weekly Construction Management Board (CMB) meetings as scheduling constraints allow

Document comment and review:

- QA staff reviews quality related submittals, other submittals and Requests for Information (RFIs) as needed and requested to support the RE's and CM administration of the QCP
- QA staff performs random checks of the Contractor's independent field testing laboratory reports and results as provided by the Contractor's testing laboratory which includes concrete cylinders, shotcrete cores, and shotcrete C1550 flexural specimens
- Contractor Non Conformance Reports (CNCR) Status as indicated in the TPC QC CNCR Log:
 - ◇ Initial: 6 CNCRs are currently posted to the CNCR Log as INITIAL entries. (+1 from May 2019) (C1300 is required to generate a CNCR within 24 hours of becoming aware of what appears to be nonconforming work).
 - ◇ Dispositioned (not acceptable): 19 CNCRs are currently posted to the CNCR Log as DISPOSITIONED (NOT ACCEPTABLE) and have been returned to the Contractor because the RE's review of the Contractor's proposed disposition determined that the proposed disposition is not appropriate and must be revised). (+1 from May 2019)
 - ◇ Dispositioned: 26 CNCRs are currently posted to the CNCR Log as DISPOSITIONED and are being reviewed by associated SFMTA RE to verify that the Contractor's proposed dis-

Quality Assurance - Continued

position is appropriate.) (-1 from May 2019)

- ◇ Approved: 37 CNCRs are currently posted to the CNCR Log as APPROVED because the suggested REPAIR dispositions have been approved and the CNCRs will remain open until the approved REPAIR procedure is performed. (+1 from May 2019)
- ◇ Closed: 330 CNCRs are currently posted to the CNCR Log as CLOSED. (+1 from May 2019)
- ◇ Voided: 47 CNCRs are currently posted to the CNCR Log as VOIDED (subsequent evaluation of the INITIAL CNCRs determined that a CNCR is not warranted). (-1 change from May 2019)
- ◇ 465 CNCRs are currently posted to the CNCR Log. (+2 from May 2019)

QA Issues:

- The Contractor continues to VOID CNCRs without demonstrating that the work meets Contract requirements
- The Contractor is not identifying all nonconforming work as required by contract
- The Contractor continues to perform CNCR repairs prior to receiving approval of the proposed repair procedures
- The Contractor is not providing the necessary onsite QC staff to cover work at all times as required by contract

QA Concerns:

- The contractor is not providing the required QC staff as required by contract
- Work continues to be performed prior to receipt of approval of required submittals (including coordination and shop drawings) and RFIs with or without knowledge of Contractor's QC or responsible production supervision, remains a potential item(s) of concern
- The untimely identification and mitigation (SFMTA approval) of "last minute items" remains an ongoing challenge to all involved and often generates nonconforming work. Project quality has not suffered to date; however the aforementioned concern remains
- Project schedule compression demands disrupting RE, design staff priorities, and work flows as mentioned above; quality has not suffered but the concern remains
- CNCR 354, which documents that standard strength and not high strength 115 RE rail has been furnished and installed by Tutor Perini Corporation (TPC) the C1300 Contractor. CNCR 354 was dispositioned as Use-As-Is and was then rejected by SFMTA and returned to TPC QC to address the requirements of 34 11 14 *Rail*. SFMTA wrote a letter to TPC directing the removal of the nonconforming rail. SFMTA QA was informed by TPC's Project Manager that CNCR 354 would be voided. SFMTA QA's concern is that that CNCR 354 was voided by TPC perceived ambiguities in the Contract Documents without consideration of other Contract Document requirements. Nonconformance Notice NCN CT-001 was issued, directing TPC to reinstate CNCR 354. This issue is being closely monitored by SFMTA

Other Program QA Practices Implemented:

- Close-out of Corrective Action Requests: Close outs continued as required from Quality Assurance staff's audits, surveillances and PMOC quarterly reviews. The status is tracked in the Corrective Action Log that is available to the project team and the FTA PMOC
- Project QA continues to hold weekly meetings with the Resident Engineers, Assistant Resident Engineers, and QA inspectors of all stations to review project quality assurance procedures and requirements and to discuss contractor quality control requirements

Risk Management

Risk Mitigation Management Meeting No.117 was held on Tuesday, June 4, 2019. The members of the Risk Assessment Committee will review the top risks item in accordance with the risk summary sheet, which have been given a rating by The Committee of six and above.

During the monthly meeting, thirty-eight (38) construction risks, one (1) revenue service risk and one (1) remaining requirement risk, will be tracked on the Project's Risk Register, in addition to, establishing strategies for mitigation and evaluating potential unforeseen issues or conditions.

The Committee will continue to follow risks and risks will be monitored and statuses updated with the use of the risk mitigation status sheets, providing monthly updates by the Risk owner to demonstrate the assigned mitigation strategy is being implemented.

Top Risks

Risk #	Risk Description	Risk Rating	Contract
99	Breakdown in relationships between SFMTA and Contractors during construction results in increased claims and delays to the overall construction schedule.	23	STA
240	Unresolved Assignment of Schedule Delay Responsibility (may lead to increase cost for the Program)	12	STA
255	Water leaks at YBM station	10	YBM
251	Physical activities missing (not defined) in the schedule / identify activities of undefined scope	8	STA
205	Prolong period of CMod's creates additional cost/causes bad blood between Resident Engineer and Contractor	8	STA
257	Systems Test Integration between components	8	RSD
253	Do not have adequate resources defined to do the work	6	STA
238	Quality Program is ineffective in processing the nonconformance items causing schedule impacts	6	STA
229	CN1300 System Acceptance Testing	6	STA
230	SFMTA Commissioning Coordination (Inaccurate time for coordination or participation from Muni Ops)	6	STA

Program Safety & Security

The San Francisco Municipal Transportation Agency is committed to the highest practical level of safety and security standards and practices in the public transit industry. The Safety and Security Management Plan (SSMP) components are reported on below as appropriate including, Safety and Security Committee, the Fire Life Safety and Security Committee the Construction Conformance Verification and Documentation and Contractor Safety and Security.

Project Management/Construction Management (PMCM) Team

Safety bulletin boards have subjects covering the daily job briefings. Weekly safety meetings are held on a weekly basis so all staff has an opportunity to attend. We hold a “bagel break” once a month to help generate interest and attendance at the meetings.

Safety Summary for the 1300 Stations Systems Track Construction Package

Tutor Perini Corporation’s (TPC) safety efforts are continuing to show positive results. The efforts can be seen by the following incidents during the month of June 2019. They include: a first aid which was a contusion to the head/shoulder area; a first aid due to bruising to the lower leg, a lost time due to slip, trip fall and a dislocated shoulder, a recordable due to physical violence resulting in multiple bruises; and a first aid from a foreign object in the eye.

TPC is continuing with ongoing training programs for foremen, superintendents and workers.

TPC has incurred several weekend break-ins which have resulted in lost equipment. They have purchased CCTVs and have installed them at all four stations. Video is reviewed on Monday mornings or as needed.

Table 1300 Stations Construction Safety Record

Table 1300 below summarizes the Month to Date and Project to Date for the Stations, Systems and Track Construction contractor and subcontractors.

Next Month Look Ahead

1300 Contract

1. At CTS, continue applying vermiculite, installing traction power conduits, and installing GFRC panels at North and South Platform Caverns.
2. At the UMS station, continue installing fire protection piping, overhead plumbing, and overhead fixture and electrical at Platform Station.
3. At the YBM station, continue installing fireproofing and concrete floor in Headhouse Concourse.
4. At the STS station, continue traction power conduit and other electrical installation inside tunnel.

Program Safety & Security - continued

Project Safety Record - Contract 1300

Through Month End JUNE 2019

SAFETY GOALS

OSHA Recordable Accidents, <3.4
Lost Time Cases, <1.6

JOB TO DATE

	Tutor	Subs	Total Project	Rate*
OSHA Recordable Accidents	15	6	21	1.12
Job Transfer or Restricted Duty Cases	0	0	0	0.00
Lost Time Cases	6	1	7	0.37
Total Project Incidents	21		28	1.49
Man Hours Worked Through M/E JUNE 2019	1,810,525	1,947,999	3,758,524	

YEAR TO DATE (Month ,Day, Year to Month, Day, Year)

	Tutor	Subs	Total Project	Rate*
OSHA Recordable Accidents	14	2	16	8.48
Job Transfer or Restricted Duty Cases	0	0	0	0.00
Lost Time Cases	6	0	0	0.00
Total Project Incidents	1	0	0	0.00
Man Hours Worked Through M/E JUNE 2019	205,275	172,278	377,552	

* Rate is calculated based on number of incidents divided by total number of man hours worked multiplied by 200,000 man hours.

OSHA Recordable Accidents - 2008 Construction Industry Rate for Highway, Street, and Bridge Construction = 3.9

*Classifications change at a later date due to additional information becoming available, thereby, changing the numbers on the chart.

For example, what was once classified as an accident can become a first aid which leads it to no longer being recordable.

Technical Capacity

The Program is in the process of finding a permanent replacement for the Director position. Currently, an Acting Director has been named until a permanent replacement is found. In addition, the program has identified a Startup and Testing Manager. The Program is also considering candidates for a Resident Engineer for STS, a Change Order Administrator and is interested in identifying additional candidates for supplementation of the team in the areas of Office Engineer and persons with expertise in MEP Coordination and Systems implementation.



Engineers observe construction on the south concourse for Union Square/Market Street Station.

Staffing

The Central Subway Staffing Table shows Planned and Actual full-time equivalent staff (FTEs) working on the Program by organizational function and responsibility.

	Apr-2019		May 2019		Jun-2019	
	Planned	Actual	Planned	Actual	Planned	Actual
Project Management						
Program Management	6.60	4.70	6.60	4.70	6.60	4.70
Quality Assurance	1.80	1.00	1.80	1.00	1.80	1.00
Contract Administration	1.40	12.40	1.40	13.40	1.40	13.40
Community Outreach	5.50	2.50	5.50	2.50	5.50	2.50
Finance	2.00	0.00	2.00	0.00	2.00	0.00
Project Controls	4.80	4.65	4.80	4.65	4.80	4.65
Subtotal	22.10	25.25	22.10	26.25	22.10	26.25
Construction Management						
CM - CN 1252	0.00	0.00	0.00	0.00	0.00	0.00
CM - CN 1300	21.55	26.85	21.55	27.18	21.55	26.45
Design Support - CN 1252	0.00	0.00	0.00	0.00	0.00	0.00
Design Support - CN 1300	9.00	9.00	9.00	9.00	9.00	9.00
Subtotal	30.55	35.85	30.55	36.18	30.55	35.45
Start Up						
Start Up / Safety & Security	5.95	0.20	5.95	0.20	5.95	0.20
Subtotal	5.95	0.20	5.95	0.20	5.95	0.20
Total	58.60	61.30	58.60	62.63	58.60	61.90

Third-Party Agreements

No activity in this reporting month.

LRV Procurement

SFMTA has initiated a new light rail vehicle procurement to acquire up to 260 vehicles over the next 15 years. The scope includes the design, manufacture, delivery and testing of up to 260 light rail vehicles together with associated services, spare parts, special tools, training and documentation. This includes an initial delivery of 24 cars, scheduled for delivery from 2017 - 2018 to supplement the fleet when the SFMTA's Third Street Phase 2 - Central Subway Project extension opens.

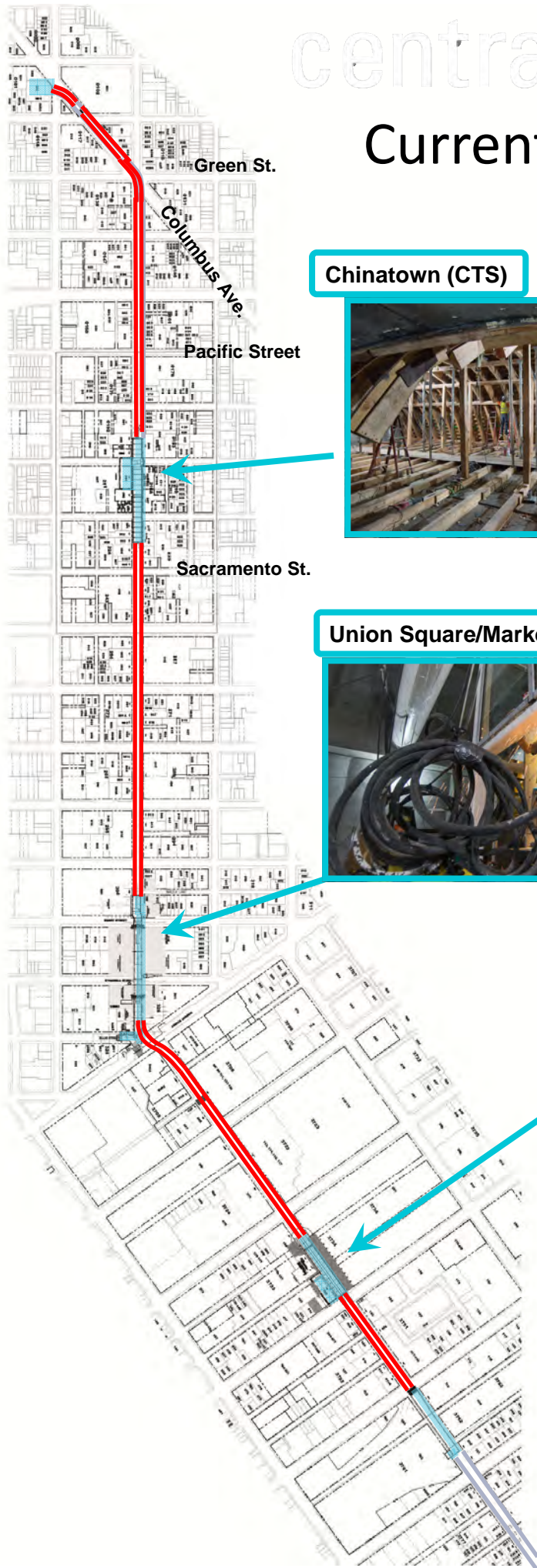
The delivery of 24 vehicles related to Central Subway has been completed.



A crew pours another section of rail topping slab along the southbound track side of the surface alignment near Welsh Alley.

central **T** subway

Current Construction Activity



Chinatown (CTS)



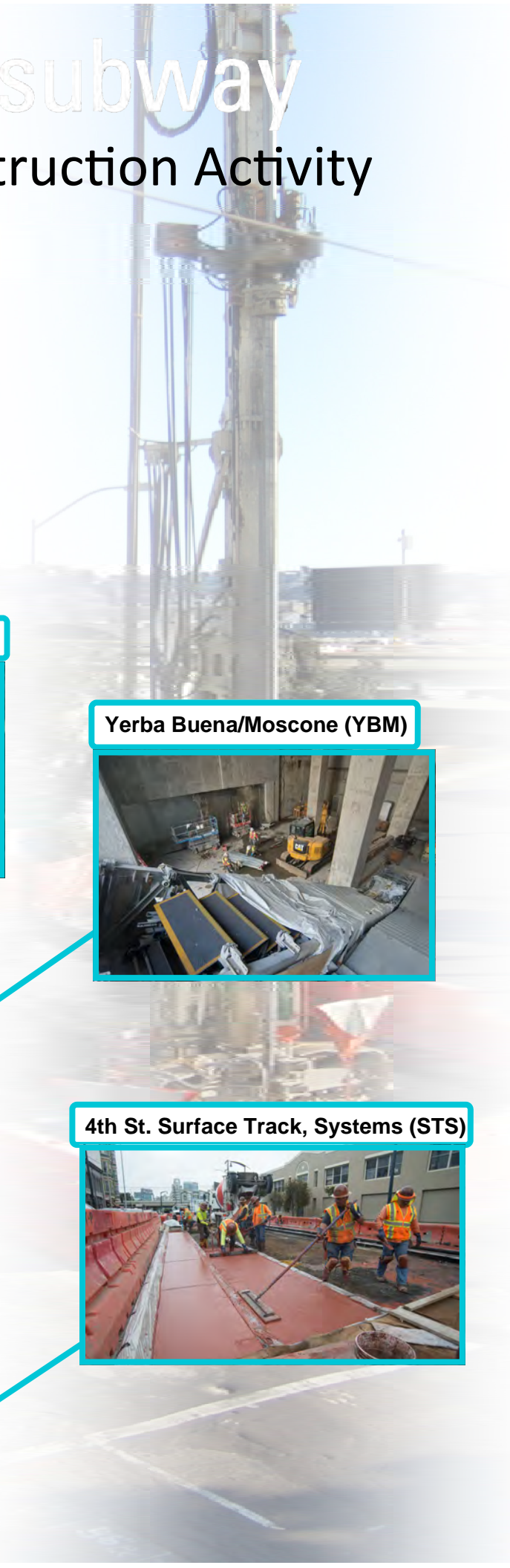
Union Square/Market Street (UMS)



Yerba Buena/Moscone (YBM)



4th St. Surface Track, Systems (STS)





Workers disassemble sections of heavy-duty concrete forms used to create the compound arched ceiling for the entrance into the Chinatown Station cavern.



Multiple levels of interior structures can be seen looking down into the main shaft of the Chinatown Station headhouse.




Two men check seams and smooth the surface of the Chinatown Station platform cavern's arched ceiling, ahead of installing another row of steel brackets.



Temporary bracing spans across the width of the work area as a worker descends from an upper level of the Chinatown Station headhouse currently under construction.



Sparks fly as a worker cuts notches in a L-shaped piece of steel at one of the platform-to-concourse elevators for Union Square/Market Street Station.



A worker carefully moves supplies around the busy worksite while associates install pipes and utility conduits in the ceiling of Union Square/Market Street Station's concourse level.



Workers make preparations to install a section of expansion joint in the floor slab where the south concourse of Union Square/Market Street Station meets the entrance to the Powell Station concourse.



A group of engineers examines the station's exterior wall tangent piles as it tours the south concourse of Union Square/Market Street Station.




A crew collects sections of pipe on the concourse level of Yerba Buena/Moscone Station's headhouse, with a new escalator peeking out in the foreground.



Workers use a jackhammer to remove concrete from a section fo slurry wall slated to be removed to widen the future Yerba Buena/Moscone Station fare gate entrance.



A large radiator system has been installed inside the Yerba Buena/Moscone Station headhouse's mezzanine level.




A laborer makes angled cuts to a length of steel atop the Yerba Buena/Moscone Station headhouse.



Workers put the finishing touches on a freshly-poured section of the red-tinted topping slab along the southbound track near Welsh Alley.



A crew organizes lengths of rail inside the tunnel portal structure under the I-80 Freeway overpasses at 4th street.



A crew smooths out freshly-poured concrete for the rail topping slab, adjacent to the northbound side of the 4th and Brannan surface station.



Two workers make adjustments to temporary spacers used to level the rails along the southbound track side of the surface alignment south of Brannan.

Appendix A

DETAIL COST REPORTS

*June 2019 Notice: The City continues to experience problems that were caused by error and inaccuracy from the transition from FAMIS to Financial System Project (FSP). An updated methodology has been implemented within the financial reporting that will provide more accurate figures for transactions occurring in fiscal year 2019.

1. PROJECT COST

The Current Cost Estimate (CCE) for the Central Subway Project is **\$1.578 billion** in year of expenditure dollars (\$YOE). This total project cost is shown at the top of Report 7.1, Program Project Budget. This capital cost projection incorporates allocated and unallocated contingencies to cover the risks associated with the project completion.

Total net incurred costs for the project are \$1,364.21 million, a \$13.91 million increase over last month. The cost to date figure reflects expenditures through FAMIS 786 Report (\$1,324.10 million) plus the utilities joint trench Form B Reimbursement payment (\$12.51 million), invoices currently being processed (\$27.63 million) and estimates of outstanding pay requests (\$2.30 million). This incurred amount equals 86.44% of the total project budget of \$1.578 billion.

The current funding level to date is \$1,534.05 million and includes Prop B Population Baseline \$16,055,032 FY2018/2019 appropriated in March 2019. This represents 97% of the total project budget.

CONTRACT	PP NO	PP PERIOD TO	PROG PYMT AMOUNT
CS155.1*	69	3/31/2016	\$ 13,280.00
CS155.1*	70	6/30/2016	\$ 24,327.00
CS155.1*	71	9/30/2016	\$ 65,000.00
CS155.1*	72	12/30/2016	\$ 50,000.00
CS155.1*	73	3/31/2017	\$ 35,282.00
CS155.2	107	1/31/2019	\$ 207,180.58
CS155.2	108	2/28/2019	\$ 212,617.13
CS155.2	109	3/31/2019	\$ 305,102.03
CS155.2	110	4/30/2019	\$ 228,566.07
CS155.2*	111	5/31/2019	\$ 228,566.07
CS155.2*	112	6/30/2019	\$ 228,566.07
CS155.3	106	1/31/2019	\$ 75,565.01
CS155.3	107	2/28/2019	\$ 66,644.63

CONTRACT	PP NO	PP PERIOD TO	PROG PYMT AMOUNT
CS155.3	108	3/31/2019	\$ 64,357.18
CS155.3	109	4/30/2019	\$ 60,479.08
CS155.3	110	5/31/2019	\$ 46,965.45
CS155.3*	111	6/30/2019	\$ 46,965.45
CN 1300	64	4/30/2019	\$ 8,505,635.00
CN 1300	65	5/31/2019	\$ 8,208,151.00
CN1300	66	6/30/2019	\$ 7,351,618.00
CS149*	125	4/30/2019	\$ 1,198,779.28
CS149*	126	5/31/2019	\$ 1,198,779.28
CS149*	127	6/30/2019	\$ 1,198,779.28
CS156*	95	10/31/2018	\$ 20,701.47
CS156*	96	11/30/2018	\$ 20,701.47
CS156*	97	12/31/2018	\$ 20,701.47
other accruals*		6/30/2019	\$ (2,050,194.43)

* Estimated Amount

\$ 27,633,115.57

2. CONTINGENCY ALLOCATIONS AND USAGE

The current Total Project Contingency is **\$46.32 million**, which is a \$21.32 million favorable balance against the current Minimum Contingency level of \$25 million. The Contingency Drawdown Curve is shown in Report 7.3. Follows by Report 7.4 Contingency Management Trend Report with the Remaining Contingency after Approved Changes Deducted contingency items in column "i".

In this reporting period, both Contract 1252 Tunnel and CN1300 Station did not process any contract modifications. Refer to Report 7.5 for approved contract modifications and potential changes.

3. BUDGET TRANSFERS

CN1300 Station processed two contract modifications in the amount of \$738,108; one in SCC 40 category and one in SCC 20 category. There is a net budget transfer of \$0 in this reporting period due to the further drill down of SCC 10-50 categories; allocated contingency is in SCC 20 category. When a contract modification is processed, the funds are drawn from allocated contingency. Refer to Report 7.7 Column C for budget transfers.

4. FORM B

The Utilities Joint Trench Form B Details is listed in the Table A2 below. Total utilities joint trench Form B Reimbursement payment to three construction contracts is \$12.51 million.

TABLE A2: UTILITIES JOINT TRENCH FORM B DETAILS	[A] Mar 2015 BUDGET	[B] EXPENDED TO DATE	Associated Cost Account
1.3.491.07.040.02 - FORM B - CN1250 UTILITY REIMBURSEMENT	(2,275,419)	2,463,325	1.3.081.07.040.02 - 1UTL:SITWORK: UTILITIES & RELOC
1.3.491.08.040.02 - FORM B - CN1251 UTILITY REIMBURSEMENT	(7,618,412)	3,608,217	1.3.082.08.040.02 - 2UTL:SITWORK:UTILITIES&RELOCATE
1.3.491.02.040.02 - FORM B - CN1252 UTILITY REIMBURSEMENT	(254,050)	3,975,656	1.3.083.02.040.02 - TUNN:Sitework:Utilities & Relocate
1.3.491.04.040.02 - FORM B - CTS: CN1300 UTILITY REIMBURSEMENT	(451,703)	443,046	1.3.085.04.040.02 - CTS.1254: SITE UTILITIES, UTILITY RELOCA
1.3.491.09.040.02 - FORM B - STS: CN1300 UTILITY REIMBURSEMENT	(1,000,000)	1,053,691	
1.3.491.03.040.02 - FORM B - UMS: CN1300 UTILITY REIMBURSEMENT	(528,370)	467,600	1.3.084.03.040.02 - UMS.1253: SITE UTILITIES, UTILITY RELOCA
1.3.491.05.040.02 - FORM B - YBM: CN1300 UTILITY REIMBURSEMENT	(100,000)	495,879	1.3.086.05.040.02 - YBM.1255: SITE UTILITIES, UTILITY RELOCA
TOTAL	(12,227,954)	12,507,414	

5. EARNED VALUE (EV) ANALYSIS

In June 2019 Report, the Preliminary Earned Value Analysis reports is based on the SFMTA June Schedule Update. The Planned Value, Earned Value, Actual Cost, Percent Complete and resulting indexes as follows:

Preliminary June Earned Value

Overall Budgeted Cost:	\$1,578,300,000
Planned Value:	\$1,553,475,557
Earned Value:	\$1,363,039,458
Actual Cost:	\$1,364,210,275
Schedule Performance Index (SPI):	0.88
Cost Performance Index (CPI):	1.00
Percent Complete:	86.3%

SFMTA, EV Chart
 JUNE 30, 2019 Update

Activity ID	Activity Name	Start	Finish	Performance % Complete	Budgeted Total Cost	Planned Value Cost (P/V)	Earned Value Cost (E/V)	Actual Total Cost (AC)	CPI	SPI
CENTRAL SUBWAY PROJECT										
		03-Jun-03 A	01-Mar-22	86.28%	\$1,578,300,000.38	\$1,553,475,557.15	\$1,363,039,457.75	\$1,364,210,274.95	1.00	0.88
	Preliminary Engineering Phase	03-Jun-03 A	07-Jan-10 A	100%	\$46,542,061.34	\$46,542,061.02	\$46,542,061.02	\$46,542,060.53	1.00	1.00
	Final Design	08-Jan-10 A	17-Jun-13 A	100%	\$115,075,987.10	\$115,075,987.06	\$115,075,987.06	\$113,950,952.17	1.01	1.00
	Light Rail Vehicles	15-Apr-13 A	23-Dec-19	8.25%	\$16,800,000.00	\$26,385,653.00	\$2,177,131.58	\$11,929,246.72	0.18	0.08
	Real Estate	01-Aug-08 A	15-May-15 A	100%	\$32,140,417.71	\$37,405,895.00	\$37,405,895.00	\$30,543,064.53	1.22	1.00
	Construction Phase	03-Jan-10 A	03-Jan-22	86.39%	\$1,356,016,915.23	\$1,318,546,504.58	\$1,161,838,383.09	\$1,161,244,951.00	1.00	0.88
	Construction Support and Costs	03-Jan-10 A	03-Jan-22	87.82%	\$210,182,029.74	\$173,605,662.35	\$175,527,362.71	\$176,013,553.19	1.00	1.01
	Construction Utility Contract #1- MGS & Portal CN-1250	04-Jan-10 A	23-May-11 A	100%	\$11,968,150.00	\$11,968,150.00	\$11,968,150.00	\$11,968,150.00	1.00	1.00
	Construction Utility Contract #2 - JMS CN-1251	12-Jan-11 A	15-Oct-12 A	100%	\$20,668,081.47	\$20,794,562.00	\$20,794,562.00	\$20,668,081.47	1.01	1.00
	Construction Tunnels CN-1252	08-Jun-11 A	26-Jun-19	93.05%	\$233,511,253.03	\$251,068,967.23	\$233,608,894.28	\$233,511,253.34	1.00	0.93
	Construction STS P-1256-ATCS	20-May-14 A	18-Feb-20	10.95%	\$18,036,709.00	\$10,808,080.98	\$1,183,135.34	\$0.00	0.00	0.11
	Construction CN-1300	03-Jun-13 A	24-Feb-20	84.53%	\$861,639,691.99	\$650,301,062.04	\$718,756,258.77	\$719,082,913.00	1.00	0.85
	Unallocated Contingency	26-Jun-19	27-Feb-20	0%	\$11,724,619.00	\$9,519,456.49	\$0.00	\$0.00	0.00	0.00
	Project Management	27-Feb-20	01-Mar-22	0%	\$0.00	\$0.00	\$0.00	\$0.00	0.00	0.00

Earned Value Analysis and Definitions

SPI is a measure of schedule efficiency on a project. It is the ratio of earned value (EV) to planned value (PV). A SPI equal to or greater than one indicates more work was completed than planned and a value of less than one indicates less work was completed than planned. A value of less than 0.9 is unfavorable.

CPI is a measure of cost efficiency on a project. It is the ratio of earned value (EV) to actual cost value (AC). A CPI equal to or greater than one indicates a cost under run and a value of less than one indicates a cost overrun. A value of less than 0.9 is unfavorable.

The following earning rules are established for each of the phase:

Cost Element Group	Planned Value (Primavera)	Earned Value (Primavera)	Actual Cost (SFMTA Cost Accounting (SAP))
Prelim. Engineering	Expenditure Plan Level of Effort (LOE)	Equals to Planned Value (LOE)	Time Keeping; Vendor Accruals and Invoices
Final Design	Expenditure Plan Level of Effort (LOE)	Equals to Planned Value (LOE)	Time Keeping; Vendor Accruals and Invoices
Procurement	Planned Delivery Date	Actual Delivery Date	Time Keeping; Vendor Accruals and Invoices
Real Estate	Expenditure Plan Level of Effort (LOE)	Equals to Planned Value (LOE)	Time Keeping; Vendor/ Material Accruals and Invoices
Construction	Schedule of Work	% Complete* x Budget at Completion (BAC)	Vendor Accruals and Invoices
Sub-Total	Performance Measurement Baseline (PMB)	Total Earned Value	Total Actual Cost
Below the Line	+ Contingency		
Total	Approved Budget		

6. FUNDING SUMMARY

The Funding Available Table below shows the total awarded funds to date vs. the total committed funds from the Project’s funding sources.

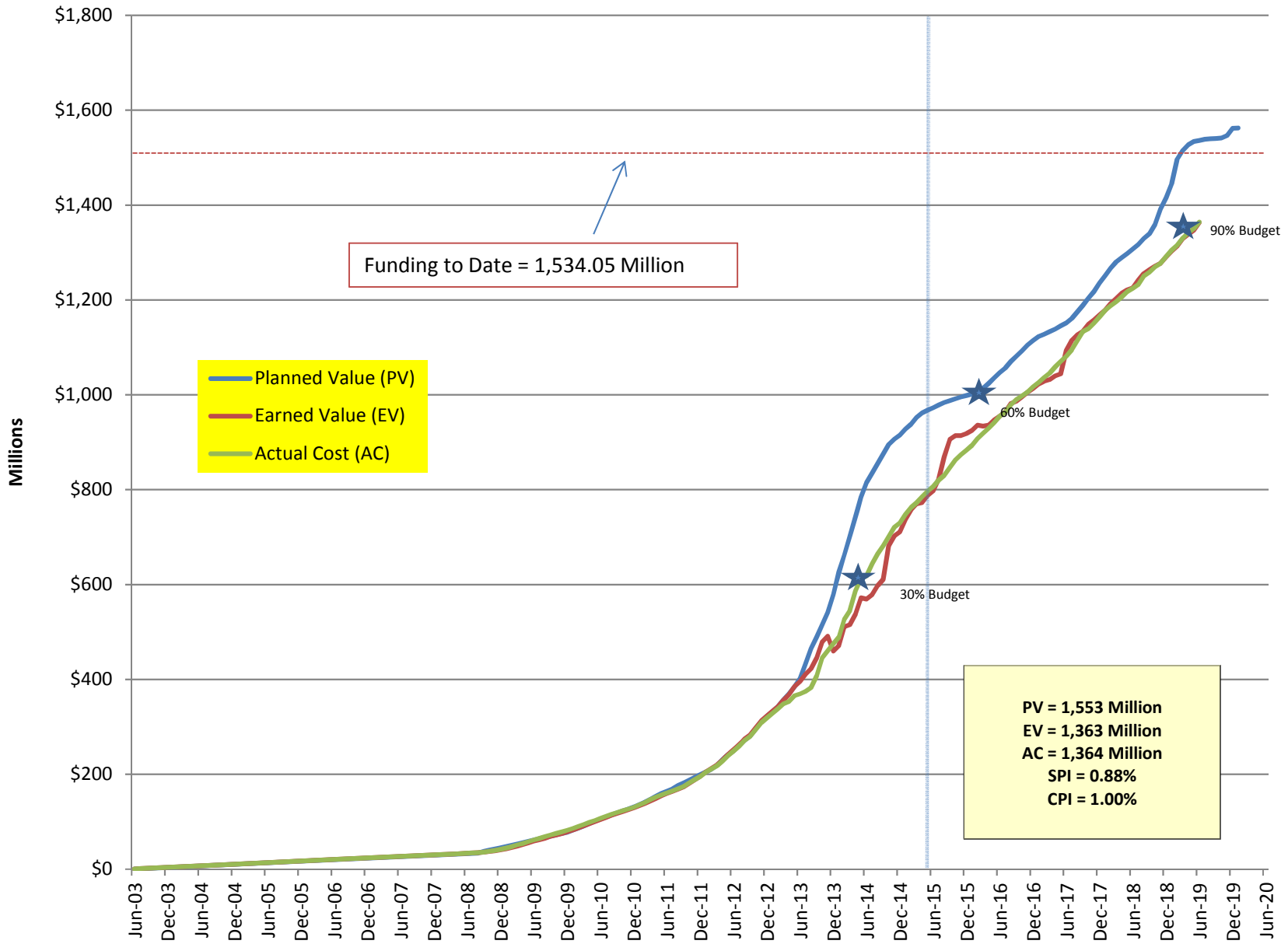
Funding Available Table		
	Funding	
	Committed Funding Sources	Total Awarded Funds to Date
Federal		
Sect. 5309-NS	\$942,200	\$942,200
CMAQ	\$41,025	\$41,025
One Bay Area Grant Cycle 2	\$15,980	\$0
Federal Subtotal	\$999,205	\$983,225
State		
TCRP	\$14,000	\$14,000
State RIP	\$12,498	\$12,498
Prop. 1B (I-Bond) PTIMSE	\$308,601	\$307,792
Prop. 1A (HSR-Bond)	\$61,308	\$61,308
State Subtotal	\$396,407	\$395,598
Local		
LCTOP	\$4,000	\$0
MTA	\$0	\$475
Operating	\$4,970	\$0
Prop. B Pop Baseline	\$26,985	\$16,055
Prop. K	\$143,542	\$138,692
TSF Transit	\$3,191	\$0
Local Subtotal	\$182,688	\$155,222
CPT 544 Total	\$1,578,300	\$1,534,045

7. LIST OF COST REPORTS

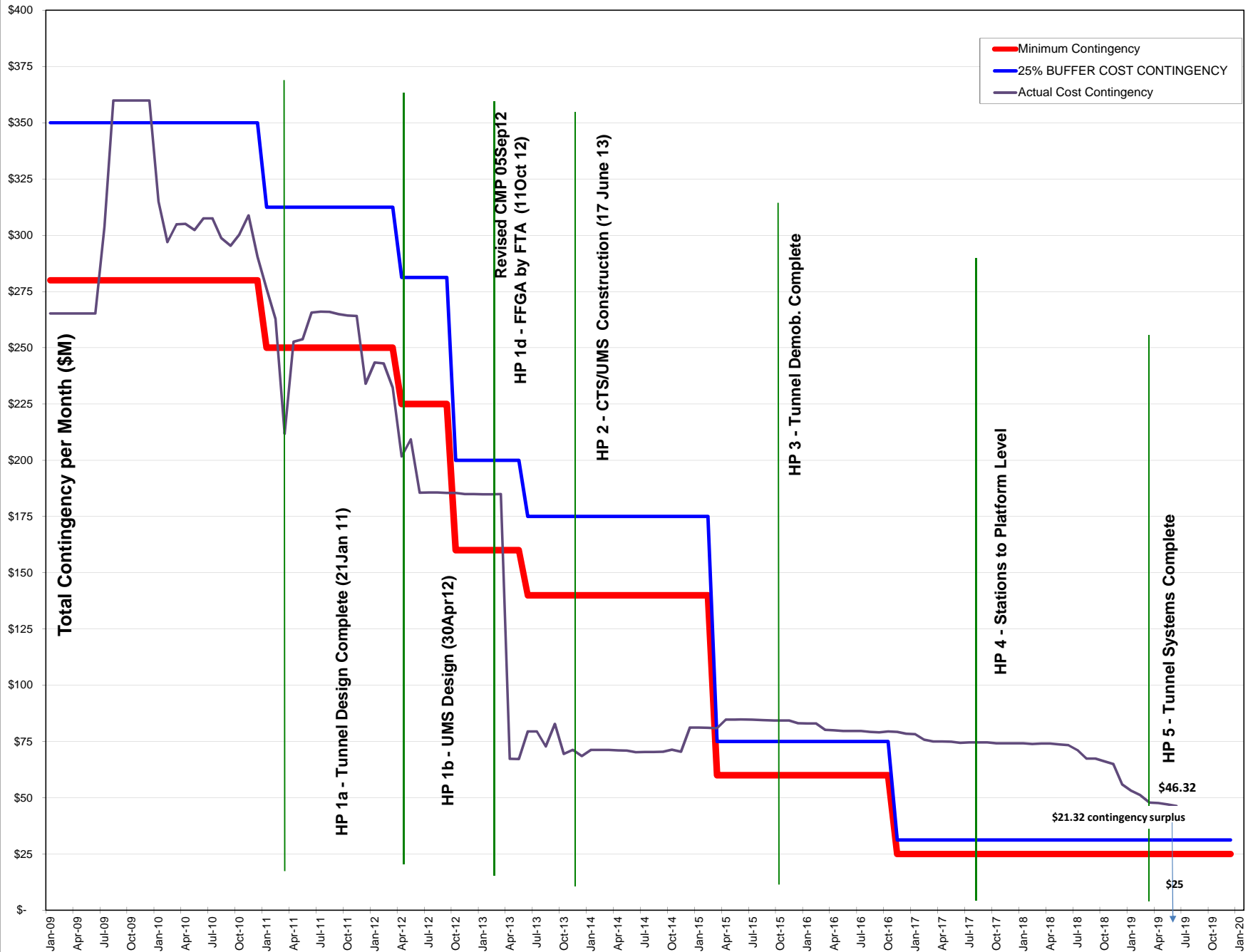
- 7.1 Program Project Budget
- 7.2 Earned Value Cash Flow
- 7.3 Contingency Drawdown Curve
- 7.4 Summary Contingency Management Trend Report
- 7.5 Detail Contingency Usage Report
- 7.6 Budget Revisions: Report sorted by Construction Packages & Soft Costs
- 7.7 Project Budget & Expenditure Report: Sorted by SCC Summary
- 7.8 Budget & Expenditure Report: Sorted by SCC Details
- 7.9 Detail Monthly Expenditure Report: grouped by Project Phase
- 7.10 Cost Report Notes

A. Central Subway Project						
Project	Name	Amount	PM	Funding Source	Reporting	Cost Report Notes
1	CPT544 Central Subway Project	\$1,578,300,000	J. Funghi	62% Fed, 30% State, 8% Local	yes	1
Total:		\$1,578,300,000				
B. Related SFMTA Capital Improvement Projects						
Project	Name	Amount	PM	Funding Source	Reporting	
2	CPT690 TBM Retrieval Shaft Relocation	\$9,700,000	Funghi/Magyar	MTA Operating Funds	no	2
3	CPT718 Chinatown Metro Plaza	\$6,980,000	J. Funghi	Transbay Redevelopment	no	3
4	CPT665 Central Subway Project - Goodwill	\$2,367,750	K. Magyar	I-Bond Interest	no	4
5	CPT705 MOH - Broadway/Sansome	\$8,000,000	K. Magyar	MTA Operating Funds	no	5
Total:		\$27,047,750				
C. Central Subway Project - Project Offset Credits						
	From	Amount	Index	Notes	Reporting	
1	2009-2016 Utility Co. - Form B Reimbursement	\$12,227,954	--	Construction contracts	yes	6
2	2017-2019 PG&E - Power Feed Reimbursement	\$7,624,540	--	Not yet bill PG&E	yes	7
3	6/26/2013 BART Elevator	\$90,000	68CPT544135B	Not yet rec'd BART Funds	yes	8
4	11/6/2013 Tutor Perini - CAD Files	\$2,500	68CPT5441236	Deposit to Design Index	yes	9
5	1/27/2014 SFPUC - Sewer Main	\$2,925,296	68W251	Certified in Contract 1300	yes	10
6	8/27/2014 SFMTA Traffic Effectiveness Project funded	\$694,651	68W324/686D42	Contract 1252 CMod #40	yes	11
7	9/27/2014 SFPUC - 24" Water Main	\$328,860	68CPT544135A	Contract 1252 CMod #41	yes	12
8	2/15/2015 Chinatown Plaza Construction Estimate	\$75,000	68CPT7181341	Contract 1300 CMod #6	yes	13
9	3/27/2015 SFPUC - 24" Water Main Additional Work Support for North Beach Restoration, OCS and	\$112,102	68W409	Contract 1252 CMod #48	yes	14
10	3/15/2016 Streetlighting	\$155,468	68T7373342D2/D3	Contract 1252 CMod #51	yes	15
11	6/27/2016 DPW - MOU for Water Line above YBM Station SFWD - 8' water line at the intersection of Fourth and	\$438,218	68W592	Contract 1300 CMod #20 Contract 1252 CMod #49 partial	yes	16
12	12/9/2016 Jessie Street	\$21,020	68W456	(\$2,102) and #60	yes	17
Total:		\$24,695,609				

Earned Value Cash Flow Curve



Cost Contingency Drawdown



COST ELEMENT	CONTRACT COST					CONTINGENCY					BUDGET	VARIANCE	Cost Report Notes	
	ORIGINAL CONTRACT VALUE / September 2013 SUPPLEMENTAL BUDGET	APPROVED CHANGES	CURRENT CONTRACT VALUE	POTENTIAL CHANGES	ESTIMATE AT COMPLETION (EAC)	ORIGINAL CONTINGENCY / Sep 2013 SUPPLEMENTAL CONTINGENCY (Include CN 1250 & CN1251)	CONTINGENCY ADJUSTMENT TRANSFERS	REVISED AUTHORIZED CONTINGENCY (Include CN1250 & CN1251)	REMAINING CONTINGENCY AFTER APPROVED CHANGES DEDUCTED	REMAINING CONTINGENCY AFTER POTENTIAL CHANGES DEDUCTED	ORIGINAL CONTRACT VALUE + REVISED AUTHORIZED CONTINGENCY	BUDGET - ESTIMATE AT COMPLETE		
	a	b	c	d	e	f	g	h	i	j	j	k		
SCC 10-50 CONSTRUCTION CONTRACT PACKAGES														
1250	UTILITY RELOCATION PACKAGE #1	9,273,939	2,694,211	11,968,150		11,968,150	1,953,377	740,834	2,694,211		11,968,150		18	
	Contract 1250 Department of Technology	166,756		166,756		166,756					166,756			
1251	UTILITY RELOCATION PACKAGE #2	16,832,550	3,836,531	20,669,081		20,669,081	5,367,297	(1,530,766)	3,836,531		20,669,081		19	
	Contract 1251 Department of Technology	75,615		75,615		75,615					75,615			
1252	GUIDEWAY TUNNEL	233,584,015	(72,762)	233,511,253	-	233,511,253	23,658,464	(23,731,226)	(72,763)		233,511,253	(1)	20	
1300	STATIONS	839,676,400	6,747,655	846,424,055	21,052,888	867,476,943	20,000,000	20,000,000	40,000,000	33,252,345	12,199,457	879,676,400	12,199,457	21
	1253 UNION SQUARE/MARKET ST STATION [UMS]	294,030,590	7,052,370	301,082,960	10,806,946	311,889,905	5,000,000	15,000,000	20,000,000	12,947,630	2,140,685	314,030,590	2,140,685	
	1254 CHINA TOWN STATION [CTS]	247,567,810	11,599,633	259,167,443	1,728,767	260,896,210	5,000,000	5,000,000	10,000,000	(1,599,633)	(3,328,400)	257,567,810	(3,328,400)	22
	1255 YERBA BUENA/ MOSCONE STATION [YBM]	158,089,000	2,676,905	160,765,905	7,104,523	167,870,428	5,000,000		5,000,000	2,323,095	(4,781,428)	163,089,000	(4,781,428)	
	1256 SURFACE TRACKWORK & SYSTEMS [STS]	139,989,000	(14,581,253)	125,407,747	1,412,653	126,820,400	5,000,000		5,000,000	19,581,253	18,168,600	144,989,000	18,168,600	
OTHER		38,239,187	19,096,709	57,335,896		57,335,896	1,160,000	1,060,000	2,220,000	(16,876,709)	(16,876,709)	40,459,187	(16,876,709)	23
	SCC 10 - 50 Construction Sub-total	1,137,848,462	32,302,345	1,170,150,806	21,052,888	1,191,203,695	52,139,137	(3,461,158)	48,677,979	16,375,636	(4,677,252)	1,186,526,441	(4,677,253)	24
SCC 60-80 SOFT COSTS PACKAGES														
60	ROW, LAND, EXISTING IMPROVEMENTS	36,511,799	(4,265,478)	32,246,321		32,246,321	1,000,000	(1,000,000)	0	0	0	32,246,321	0	25
70	VEHICLES	24,108,712	(7,308,712)	16,800,000		16,800,000	2,276,941	(2,276,941)	0	0	0	16,800,000	0	26
80	PROFESSIONAL SERVICES	310,518,041	2,263,498	312,781,539		312,781,539	18,221,079		18,221,079	18,221,079	18,221,079	331,002,618	18,221,079	26a
	SCC 60 - 80 Construction Sub-total	371,138,552	(9,310,692)	361,827,860	0	361,827,860	21,498,020	(3,276,941)	18,221,079	18,221,079	18,221,079	380,048,939	18,221,079	
SCC 90	UNALLOCATED CONTINGENCY						3,845,945	7,608,606	11,454,551	11,724,619	11,724,619	11,724,619	11,724,619	27
TOTAL		1,508,987,014	22,991,653	1,531,978,667	21,052,888	1,553,031,555	77,483,102	870,507	78,353,609	46,321,334	25,268,446	1,578,299,999	25,268,445	
											Total Project Budget	1,578,300,000	28	
											Estimate At Completion	1,553,031,555	29	
											Variance	25,268,445	30	

Note #17 - Adjusted Contract 1252 Guideway Tunnel contingency "column g" to reflect construction contract modifications #20, #40, #41, #48, #51 and #60 were funded by other funding sources.

Contract Modification/Trend Log - Contract 1300 Stations

Awarded NTE Amount	\$839,676,400	\$846,424,055
Substantial Completion	6/30/2018	6/30/2018

	UMS	CTS	YBM	STS	COST REPORT NOTES
Potential Changes	10,806,946	1,728,767	7,104,523	1,412,653	31
Change Order - Pending					
CTS COR 824 Multiple Setups, Standb		1,384			
CTS COR 994 FACO#01,10,11 & Alw 13		26,319			
Job Readiness - CTS		(390,000)			
Job Readiness - STS				(140,000)	
Job Readiness - UMS	(390,000)				
Job Readiness - YBM			(140,000)		
STS COR #89 Extra Sewer Work				15,561	
STS COR #91 PG&E Vault Conf 16" Wtr				68,299	
STS COR 1194 Unkwn MH Incor MH				2,866	
STS COR 736 Addition Rein Handholes				5,905	
STS COR 844 4th & King Trcwrk Shtdn				1	
STS COR 846 Util Conf w/ 78" SW Crw				11,225	
STS PCC 151 LED Street Lamps				27,515	
STS PCC 326 Train Control Cab As-Bu				31,987	
UMS COR 1056 Embed Steel Plates	443				
UMS COR 1076 Unkwn Conduits & Conc	7,141				
UMS COR 1199 Redesigned 12" WD Conn	36,695				
UMS COR 1397 Added Rebar for Condui	2,357				
UMS COR 1494 Wax Tap Ends N 8" WM	751				
UMS COR 1500 Unkwn Obstr w Culvrt	872				
UMS COR 1507 Existing Concrete Wall	744				
UMS COR 1515 Shutdown at OFA	339				
UMS COR 831 E BM @ GL10 Connection	4,670				
UMS PCC 212 Trouble Lights	(201)				
UMS PCC 270 Receptacles & Circuits	75,361				
UMS PCC 282 Mezzanine N. Headwall	23,458				
UMS PCC 293 Gas Line on O'Farrell	107,118				
UMS PCC 298 Sewer at Stair 3 and 4	30,466				
UMS PCC 314 Potholing S.Laterals	8,838				
UMS PCC 327 Traffic Signals Ellis	2,236				
UMS PCC 333 Water Service Offset	5,270				
UMS PCC 334 Pothole for Sewer	3,591				
UMS PCC 356 Steel Support at Mezz.	11,324				

Contract Modification/Trend Log - Contract 1300 Stations

Awarded NTE Amount	\$839,676,400	\$846,424,055
Substantial Completion	6/30/2018	6/30/2018

	UMS	CTS	YBM	STS	COST REPORT NOTES
UMS PCC 411 Foam for Beam 95 Cavity	4,975				
UMS PCC 429 (GEN) Traffic Cabinets	10,188				
UMS PCC 93 Ellis Deck Seismic Joint	10,502				
USG COR 261 8" Wall at Grid 11B	3,473				
USG COR 652 Elev. 1 & 2 Cond. Shaft	16,463				
USG PCC 110 Term of Built Up Colus	58,065				
USG PCC 124 Irrigation Main	16,266				
USG PCC 127 Footing Elev Suvey Diff	10,087				
USG PCC 186 Bollard on Ramps	28,124				
USG PCC 190 Plaza Level Slab Detail	9,354				
USG PCC 191 Column 14 A Changes	5,290				
USG PCC 197 Precast Planter Pots	11,029				
YBM COR 1223 Removable guardrail			13,151		
YBM COR 1281 T-7 Protection			4,888		
YBM COR 1348 Added Rebar Dowels int			3,957		
YBM COR 1359 RFI #2807 F4 Light Fix			27,321		
YBM COR 1373 (E) Unknown Red Concre			264,013		
YBM COR 1438 Provide Reinforcing in			5,222		
YBM COR 1473 Stair #1 Added Drain			827		
YBM COR 1534 Square Tubing for Bike			533		
YBM COR 1586 Added HSS Tube Framing			20,768		
YBM COR 1596 Surface slab pour #1 C			4,483		
YBM COR 705 Del bems & Embds/Ven sh			(22,928)		
YBM COR 825 Tunnel Seg Steel Fibers			63,397		
YBM COR 953 Added Condensate Drain			6,059		
YBM COR 972 Ex Ut Inc W Ctch Basin			2,982		
YBM PCC 182 Primers & Vents for FDs			10,313		
YBM PCC 209 Tract Power GRS Downsiz			(23,988)		
YBM PCC 214R1 FHC and AR Phones			20,190		
YBM PCC 290 Elimination of Intercar			(25,927)		
YBM PCC 320 Upsized Wires & Breaker			29,318		
YBM PCC 402 Replace Surface Slab Te			8,770		
YBM PCC 436 Chg to Luminous Ceiling			(26,395)		
YBM PCC 79 Install 12in WM to Howar			606,578		
Change Order Request (COR)					

Contract Modification/Trend Log - Contract 1300 Stations

Awarded NTE Amount	\$839,676,400	\$846,424,055
Substantial Completion	6/30/2018	6/30/2018

	UMS	CTS	YBM	STS	COST REPORT NOTES
CTS COR 1642 Suspension of Work Due		0			
CTS COR 1646 Reinforcing for Beams		0			
CTS COR 1664 DSC Excavation of #7 V		0			
CTS COR 1682 Panelboard Shop Drawin		0			
CTS COR 1685 METS Conduit & Cabling		0			
CTS COR 1704 GEN Failure of Timely		0			
CTS COR 1710 3 Added Labeling for D		0			
CTS COR 1735 Design Changes to Stai		0			
CTS COR 1742 DSC/Notice of Delay Ex		0			
CTS COR 1743 Stair 1 & Escalators 1		542,484			
CTS COR 1755 Stair 1 Support for Pr		0			
CTS COR 1757 Stair 2 Support for Pr		0			
STS COR 1320 Accel Sewer Work				67,401	
UMS COR 1790 Asssit SFFD w Repair W	806				
UMS COR 1795 16 line Vnt Shft Drain	0				
UMS COR 1814 Design Change to FDCs	0				
USG COR 275 Conn. Plaza Grid B	0				
YBM COR 1797 Elev 1-4 Projections,			0		
YBM COR 1802 Omitted Backing for Te			0		
Negotiation					
COR 1543 Thales ATCS Sig Recom				1	
CTS - PCC #036 (CMU Wall Bracing)		19,552			
CTS COR 1013 CTS Setlmt Mitigation		20,001			
CTS COR 1016 Locate Water Leak		4,538			
CTS COR 1035 FHC & Phns Dsgn Cnflct		10,001			
CTS COR 1061 S Pltfrm Unstable Grnd		150,000			
CTS COR 1159 Change Escalator 1 & 2		484			
CTS COR 1177 NDSC Unknown Utilities		5,149			
CTS COR 1186 Unknown 1" Water Serv		16,419			
CTS COR 1253 N. Emergency Egress		5,349			
CTS COR 1419 Add Neutral Conductor		14,930			
CTS COR 1579 Under Platform Sector		0			
CTS COR 1632 Platform GFRC Wall Pan		95,061			
CTS COR 1671 Add 120VAC Circuits fo		6,638			
CTS COR 200 Dr & Dr Hrdwre for GFRC		7,797			

Contract Modification/Trend Log - Contract 1300 Stations

Awarded NTE Amount	\$839,676,400	\$846,424,055
Substantial Completion	6/30/2018	6/30/2018

	UMS	CTS	YBM	STS	COST REPORT NOTES
CTS COR 408 MSX Termination		164,184			
CTS COR 445 3x5 w/ HDPE/PVC Inside		(24,583)			
CTS COR 527 Connection b/t Wall/Dec		37,504			
CTS COR 568 CMOD 019 Reservations		31,906			
CTS COR 582 Monitor at Agent Booth		36,370			
CTS COR 625 Added Cane Detc Rail		5,456			
CTS COR 626 Ad HSS & Plt @ H Beam		4,267			
CTS COR 627 Add HSS Col @ Tickt Mac		2,471			
CTS COR 628 Add Beams and Embeds		8,285			
CTS COR 659 Add Grts at Sta Ag glas		2,103			
CTS COR 679 GI Cutos & Add Sp hds		23,450			
CTS COR 681 Crss Cut Cvrn SEM Excvn		60,001			
CTS COR 686 Es & GlS Enc Slf Clning		6,716			
CTS COR 917 Spriklr Hnging Method		50,001			
CTS COR 923 Esc Equip Room Size		0			
CTS Delete PGE Work at Vault 732		(35,036)			
CTS PCC 001 Delete DB on Stockton		(84,018)			
CTS PCC 262 Cavern Wall Artwork		18,000			
CTS PCC 316 PSG 500 to 750 MCM		74,943			
CTS PCC 332 Add Lighting Artwork		33,165			
CTS PCC 347 PGE Permanent Elect		20,032			
CTS PCC 348 Omission of Metal Ring		42,901			
CTS PCC 349 Platform Column C1 Size		2,122			
CTS PCC 350 Escalator Raceways Mach		20,469			
CTS PCC 351 Trap primers for floor		17,160			
CTS PCC 352 Downspout Requirement		822			
CTS PCC 353 Elevators 1 & 2 Machine		0			
CTS PCC 355 FHC and Area of Refuge		14,499			
CTS PCC 364 Changes to Data Outlets		1,000			
CTS PCC 365 Headhouse Beam 240 Rein		(1)			
CTS PCC 378 Crosscut Tunnel Final L		(16,367)			
CTS PCC 379 Increase Door Size		19,585			
CTS PCC 380 Add Fire Hose Valves		11,200			
CTS PCC 381 Relocation of TP Boxes		0			
CTS PCC 383 Heating Refrigerating		150,000			

Contract Modification/Trend Log - Contract 1300 Stations

Awarded NTE Amount	\$839,676,400	\$846,424,055
Substantial Completion	6/30/2018	6/30/2018

	UMS	CTS	YBM	STS	COST REPORT NOTES
CTS PCC 388 Stair #5 Clear Width Di		5,447			
CTS PCC 404 Escalator & Stair Glass		1,000			
CTS PCC 409 Additional ATCS Conduit		3,864			
CTS PCC 412 Add a conduit for the N		(1,320)			
CTS PCC 415 Additional Reinforcemen		1,500			
CTS PCC 433 Beam Reinforcement at I		20,370			
CTS PCC 438 Additional Reinforcemen		500			
CTS PCC 445 DSC Excavation of #7 PG		20,000			
CTS PCC 448 Booth Storage Cabinet		5,000			
CTS PCC 463 Relocation of Sump at E		30,144			
CTS PCC 476 Plaza Level Power Recep		4,000			
CTS PCC 492 Upper & Lower Mez Surev		3,378			
CTS PCC 493 CMU Walls		6,150			
CTS PCC 497 Tie in AT&T Conduit to		10,000			
CTS PCC 500 Existing Sewer Manhole		10,000			
CTS PCC 501 N. Emergency Exit Stair		1,000			
CTS PCC 502 Upper Mezzanine Level B		2,000			
CTS PCC 503 Concourse Level Column		1,000			
CTS PCC 506 Added Drain Pipe		501			
CTS PCC 507 Provide Core Drill & Co		13,800			
CTS PCC 517 Electrical Equipment Pa		20,000			
CTS PCC 98 Slurry Wall Wr Proofing		0			
CTS PCC#25 Stairs 5, 6, 7 Mods		27,962			
CTS PCC258 Start PCN before Com PCS		0			
CTS-COR#201 Swr Line & Station Roof		37,661			
CTS-Delete Tree Planting		(3,967)			
CTS-PCC40 Plaza Surface Slab Pntrtn		4,878			
GEN PCC 183 Electric Power Elevator			31,574		
GEN PCC 33 End Platform Gate Revisi			57,403		
STS - Deletion of ARS (Revision 1)				(5,335,785)	
STS - PCC#28 Portal Dowels				(1,753)	
STS COR #88 Modify CBs and Culverts				4,395	
STS COR #92 PG&E Vault Conf 12 AWSS				57,560	
STS COR 067 FACO #41 GW Lead Filter				22,695	
STS COR 090 Subsurface Obstrc				20,452	

Contract Modification/Trend Log - Contract 1300 Stations

Awarded NTE Amount	\$839,676,400	\$846,424,055
Substantial Completion	6/30/2018	6/30/2018

	UMS	CTS	YBM	STS	COST REPORT NOTES
STS COR 093 12" Water Conf 12" Tee				0	
STS COR 094 Unknown DB Conf 12" Wtr				0	
STS COR 1009 AWSS Lat Conflict				186,360	
STS COR 101 Cleaning for non-78" SW				58,906	
STS COR 1017 Increase Neopr Pad le				2,236	
STS COR 1022 2" Traffic Sgnl Condui				1,428	
STS COR 1034 E live DT/MRY Ductbank				39,041	
STS COR 1045 78" Conc Cap Repair				19,381	
STS COR 1072 Raised Prtl Walkway				6,275	
STS COR 1075 U Wall Section Slab				4,001	
STS COR 1091 Conc Footing & PVC				1,551	
STS COR 1100 E Swr Cnflt w/ 18" HDP				48,176	
STS COR 1104 Unkwn Aluminum Pipe				1,974	
STS COR 1116 Live Ductbank in Cnflt				15,000	
STS COR 1119 48" Corrg Pipe Cnflc				16,535	
STS COR 1140 Pothole 12" AWSS				4,022	
STS COR 1147 Utility Conflict				21,783	
STS COR 1150 Unkwn 18" Stl Line				2,316	
STS COR 1172 DSC Utilities Conflict				17,398	
STS COR 1178 Extra Shoring - 36" FM				2,929	
STS COR 1179 Exst Pipes FM				1,769	
STS COR 1180 Unkwn Conc 10" FM				5,000	
STS COR 1187 Add Pothole WD POC				16,513	
STS COR 1189 Unkwn 12" AWSS Offset				5,323	
STS COR 1201 Unkwn Stl Conduits				25,000	
STS COR 1202 Acceleration 36" FM				172,036	
STS COR 1203 GSUC Delay Backfill				11,068	
STS COR 1212 Reloc Exst 10" SSFM				10,771	
STS COR 1214 Add WD POC Excav				9,285	
STS COR 1216 Traffic Signal Support				2,241	
STS COR 1217 Slurry Backfill Fiber				3,490	
STS COR 1219 MRY DB Confl w 36 FM				50,001	
STS COR 1233 Ext RR Ties Confl Sewe				879	
STS COR 1241 Unkn PVC Conduits				6,945	
STS COR 1261 Acceleration 36 FM				6,657	

Contract Modification/Trend Log - Contract 1300 Stations

Awarded NTE Amount	\$839,676,400	\$846,424,055
Substantial Completion	6/30/2018	6/30/2018

	UMS	CTS	YBM	STS	COST REPORT NOTES
STS COR 1262 12" WD Blowout				20,078	
STS COR 1266 Shallow Fiber DB				6,531	
STS COR 1268 FH Install NE 4th Brya				7,001	
STS COR 1271 Addl Parking Strip				23,295	
STS COR 1275 Golden State Repair				1,863	
STS COR 1276 Install Culvert 4th Br				(7,054)	
STS COR 1278 MRY Vault Cables				50,000	
STS COR 1284 Conc Obstrt AWSS				6,040	
STS COR 1285 Unkn Utl Confl TD				749	
STS COR 1286 Unkn DB Confl TD				63,740	
STS COR 1288 Unkn DB Confl TD				3,633	
STS COR 1290 Traf Sig Box Confl				20,000	
STS COR 1295 CI Offset Conflict				166,028	
STS COR 1296 PVC DB Sewer Conflict				6,339	
STS COR 1307 Dmg MH Confl Sewer				131,481	
STS COR 1309 Brick Sewer Conflict				41,063	
STS COR 1310 Concrete Kicker				2,474	
STS COR 1314 Unkn Stl CI Conflict				14,258	
STS COR 1319 48" Sewer MH Confl				6,336	
STS COR 1323 Utl Confl AWSS FH				28,563	
STS COR 1325 Tide Flex Confl DB				5,935	
STS COR 1328 Invest Swr Lateral				3,257	
STS COR 1331 Brick Wall Conflict				2,908	
STS COR 1333 Changes to Marquee				3,496	
STS COR 1351 Tele Volt Power				0	
STS COR 1364 Culvert Confl Trk Drn				2,001	
STS COR 1372 Conc Blkt AWSS Confl				2,864	
STS COR 1381 Poly Drain Confl MRY				1,116	
STS COR 1393 AWSS Restraint Req				10,001	
STS COR 1402 Subsurface Slab				1,463	
STS COR 1434 Unknown Duct Bank Conf				796	
STS COR 1445 Unkwn Fiber Pave Reno				12,000	
STS COR 1446 PGE Vault Pave Reno				0	
STS COR 1492 Pave Reno 4th Brannan				1	
STS COR 1497 Pave Reno SW 4th Brann				1	

Contract Modification/Trend Log - Contract 1300 Stations

Awarded NTE Amount	\$839,676,400	\$846,424,055
Substantial Completion	6/30/2018	6/30/2018

	UMS	CTS	YBM	STS	COST REPORT NOTES
STS COR 1510 Sta Canopy Column Slee				5,001	
STS COR 1541 VCP Steel Casing				4,181	
STS COR 1544 ATCS Sgnl Recmmndtion				1	
STS COR 1545 ATCS Signal Recommenda				1	
STS COR 1562 Curved Unistruts				1	
STS COR 1593 ATT MH 4th Brannan				8,001	
STS COR 1615 Public Safety Comms				1	
STS COR 1622 Exist Pull Box Ramp				1,001	
STS COR 1634 Sewer Confl Light Pole				2,000	
STS COR 164 DSC 8" AWSS Lat Conf 78				4,077	
STS COR 1689 Sump Pit Cover Redesig				2,001	
STS COR 1694 Plinth Confl w CB Scup				1	
STS COR 1700 Reject O&M Submittals				1	
STS COR 1709 SFFD Phones				50,001	
STS COR 1712 In-Service Drawings				40,001	
STS COR 1720 Walkway Tunnel Inserts				17,000	
STS COR 1739 Delete (4) gas line ca				(1)	
STS COR 1759 Platform lvl High OH &				1	
STS COR 1765 Add'l Electrical Labo				1	
STS COR 1792 Damaged MH 1892 Mod to				0	
STS COR 1804 Structural Support Det				0	
STS COR 211 SW conf AWSS 4th/Freelo				4,561	
STS COR 220 DSC Relocate MRY DB&Vlt				0	
STS COR 297 TC for Track Work at 4t				150,000	
STS COR 367 DSC Conf w/ CP and FM				40,783	
STS COR 371 Conflicts w/ 12" AWSS				25,364	
STS COR 392 Util at 4th-Town SW MH				13,246	
STS COR 401 AWSS Layout 4th/King				214,125	
STS COR 404 Contam Soil in MRY DB				9,361	
STS COR 406 Addtl TC at 4th/King				401,519	
STS COR 416 Conc DB/wall/lines conf				81,783	
STS COR 447 Added Exc for SFWD POC				29,423	
STS COR 454 Addtl Conflicts w/ 8" W				203,549	
STS COR 455 Conflicts w/ 8" WD Line				10,000	
STS COR 456 Conflicts w/ MRY Poles				20,000	

Contract Modification/Trend Log - Contract 1300 Stations

Awarded NTE Amount	\$839,676,400	\$846,424,055
Substantial Completion	6/30/2018	6/30/2018

	UMS	CTS	YBM	STS	COST REPORT NOTES
STS COR 475 Removal of Fiber Optic				1,101	
STS COR 484 New WD & AWSS Alignment				52,174	
STS COR 488 Tunnel Track Alignment				50,001	
STS COR 500 Tunnel Monuments				3,226	
STS COR 530 Tunnel Track Machine				20,064	
STS COR 536 Util in Conf w 36" FM				66,287	
STS COR 559 Temporary Trolley Pole				5,890	
STS COR 567 Loct of Plinth Breaks				10,000	
STS COR 584 Debris confl w/ culvert				6,275	
STS COR 604 Duct Bank in conf. w se				(13,879)	
STS COR 609 Damaged MRY Conduit				21,792	
STS COR 615 Sump Pump Pit Cover				1,064	
STS COR 621 Additional WD Exc. per				26,293	
STS COR 623 Unkn Con Structure				2,966	
STS COR 632 Omit Unist & add Anr Bt				2,180	
STS COR 633 Ligting Arrrests Signal				(1)	
STS COR 641 SW delay due to conf ut				10,025	
STS COR 644 Wod Pier Cnf w AWSS				13,258	
STS COR 657 Tunnel Ca Bsn Dsn Chang				3,500	
STS COR 666 Ukn Con Vlt/con N36"				10,118	
STS COR 675 Dct bnk & 3" Gas Line				17,569	
STS COR 682 Shtdown #1 Rail Mods				9,432	
STS COR 683 Gas Ln & unkn Duct Bank				20,391	
STS COR 699 Dct Bnk in Cnf w 36"FM				23,817	
STS COR 702 Brk Cs Bsn cnct w N Cuv				1,381	
STS COR 703 Tunl Wakway Expn jnts				386	
STS COR 737 Dct Bnk infc w AT&T Rem				2,455	
STS COR 751 Db in coflct 36" FM& MH				75,150	
STS COR 755 AWSS Material Delay				20,981	
STS COR 787 AT&T Dct Bnk InCw N 36"				35,000	
STS COR 788 Add Basin & Culvert				28,843	
STS COR 796 Woodn Piers Woodn Beams				10,001	
STS COR 807 Tunnel Invret Slab				13,198	
STS COR 813 Permissive Signal				10,001	
STS COR 826 DSC Swr Cap & I Beams				15,000	

Contract Modification/Trend Log - Contract 1300 Stations

Awarded NTE Amount	\$839,676,400	\$846,424,055
Substantial Completion	6/30/2018	6/30/2018

	UMS	CTS	YBM	STS	COST REPORT NOTES
STS COR 834 Thales ATCS TC Pwr Dist				(1)	
STS COR 849 brk Pen incof w 78" Swr				485	
STS COR 852 Caltrans Encrocmt Prmt				(1)	
STS COR 865 Sd Swr Mnhl & 15" Sw Ln				15,001	
STS COR 873 Ex L3 DcBnk Incn Pv Ren				12,096	
STS COR 874 Inter Loc of MRY Dc Bk				20,000	
STS COR 890 Ex Pll Box Incon Crb Rm				3,001	
STS COR 893 Abnd Wtr Ser @St 175+21				682	
STS COR 909 PGE Gas Interruption				58,700	
STS COR 911 E SW Conf w 48" SW				9,632	
STS COR 920 Hoist Beam Supports CP5				(1,932)	
STS COR 926 E TS conduits conf w pa				10,000	
STS COR 927 E Gas Conf w N CB				3,000	
STS COR 929 MH Conf w SW Grout				14,297	
STS COR 930 SW Cracks Conf w Grout				5,000	
STS COR 931 Tree Removal				2,998	
STS COR 934 Revised Curb/Gutter				500	
STS COR 942 Radio Sys Prelim Design				1	
STS COR 945 Confl Sewer Bulkheads				5,001	
STS COR 954 Culvert Field Investiga				20,106	
STS COR 958 Trk Pave Change				(193,611)	
STS COR 962 4th/King Incomp Hrdwr				34,448	
STS COR 965 DB conf w 8" WL and Sle				102,893	
STS COR 970 16" WL Installation				76,221	
STS COR 974 Fldng frm Brkn Wtr Mn				18,610	
STS COR 976 Ex Unkwn Mnhl & Dct Bnk				25,761	
STS COR 979 (N) CB in Conf w/ (E) V				3,639	
STS COR 98 DSC MRY MH Conf w N CB				189,966	
STS COR 995 E 3" Asbs Conduit Cnflt				996	
STS COR 996 Prtl WI Cnflct w/ slab				4,106	
STS COR 999 E 18" Steel Pipe Confli				0	
STS Existing Fuel & Transite in MRY				14,101	
STS PCC 052 Deletion of ARS Pt II				(177,246)	
STS PCC 063 Del ATT/TSIC/PGE on 4th				(36,495)	
STS PCC 084 Removal of ATT DB & Vau				168,173	

Contract Modification/Trend Log - Contract 1300 Stations

Awarded NTE Amount	\$839,676,400	\$846,424,055
Substantial Completion	6/30/2018	6/30/2018

	UMS	CTS	YBM	STS	COST REPORT NOTES
STS PCC 095 Frame/Grate Change				(497)	
STS PCC 096 4th Street SW Slip Lini				828,956	
STS PCC 114 Stdpipe & Cond @ Portal				340,674	
STS PCC 117 PDS Signs Moun Brack				50,034	
STS PCC 121 PG&E Pnts Streetlightig				282,638	
STS PCC 161 Delete Plat ESPBs				0	
STS PCC 206 Replace CCTV equipment				(315,264)	
STS PCC 223 4th and King Advnc Wrk				32,732	
STS PCC 224 Addn'l Water Line Work				262,654	
STS PCC 226 Axle Counter Boxes				138,591	
STS PCC 227 Paving for Temp Roadway				78,020	
STS PCC 232 WL at Welsh St				36,090	
STS PCC 236 Pavement Survey				2,291	
STS PCC 239 Excavate Duct Bank				56,480	
STS PCC 244 PDS Signs				(45,075)	
STS PCC 249 Add Water Line on 4th				53,752	
STS PCC 255 Sidewalk Restoration				41,289	
STS PCC 265 Phone Encl Blue Light				63,385	
STS PCC 278 Rev Track Crub Drain				307,695	
STS PCC 279 WD Work S 4th Brannan				84,040	
STS PCC 283 Power Dist Single Line				24,169	
STS PCC 311 Vetag Infrastructure				52,629	
STS PCC 313 Pave Reno Weekend				274,610	
STS PCC 319 4th Bran Pave Reno Wknd				96,041	
STS PCC 331 Marquee Pole Changes				9,008	
STS PCC 359 4th Bryant Pave Wkend				0	
STS PCC 376R1 FiberPanels/Cabling				0	
STS PCC 377 Traffic Signal Change				0	
STS PCC 396 Additional Tunnel Light				0	
STS PCC 403 Curb Ramp Sidewalk Chan				52,936	
STS PCC 422 ATCS Switch Machine				0	
STS PCC 424 ATCS Conduits at CTS				30,000	
STS PCC 426 TCR Layout at CTS				0	
STS PCC 440 TCR Layout at UMS				0	
STS PCC 441 TCR Layout at YBM				0	

Contract Modification/Trend Log - Contract 1300 Stations

Awarded NTE Amount	\$839,676,400	\$846,424,055
Substantial Completion	6/30/2018	6/30/2018

	UMS	CTS	YBM	STS	COST REPORT NOTES
STS PCC 442R1 ATCS Wayside Equip Sta				0	
STS PCC 452 Invert Drain Pipe CTS				5,593	
STS PCC 473 ATCS Install Manual				0	
STS PCC 475 Portal Intrusion Device				0	
STS Track Switch Machine Change				147,537	
STS-FACO #48 Work Related St Lght				2,051	
UMS - DCW and Hose Bibbs	0				
UMS COR 102 Cap on 12 inch Water	8,001				
UMS COR 1074 Traffic Signal Footing	(10,103)				
UMS COR 1089 6-inch Fire Line	20,001				
UMS COR 1102 New 8" WD Tie-In	93,921				
UMS COR 1167 South Headwall Repair	65,001				
UMS COR 1190 Mtr Pedestal at Mrkt S	10,001				
UMS COR 1229 Granite Base Footing	2,001				
UMS COR 1299 E PG&E Vault at Ellis	31,173				
UMS COR 1301 Wtrprfing under 71 Ell	50,000				
UMS COR 1335 Scaffold @ NW Cmr Ell	5,000				
UMS COR 1353 Unknwn WD at Ellis	463				
UMS COR 1356 Unknwn Void at Ellis	1,045				
UMS COR 1366 Broken WD at Macy's	3,001				
UMS COR 1416 Brkrm Domestic Water	5,001				
UMS COR 1460 Removal of CB on UD302	801				
UMS COR 1479 Incorr Sewer Laterals	5,001				
UMS COR 1530 E Brick at Stairs 3&4	3,462				
UMS COR 1629 Wind Load Requirements	45,001				
UMS COR 1635 Custom Plenum for CN21	80,001				
UMS COR 1645 Unkwn Steel Beam	501				
UMS COR 1657 Elev 3 & 4 Delay	10,001				
UMS COR 1672 Missing Branch Selecto	0				
UMS COR 1677 Damper Opening Curb	5,001				
UMS COR 1678 Elv 3 Emergency Door	(5,001)				
UMS COR 1684 Incompatible Door	1,001				
UMS COR 1705 Review of MEP Cordnatn	2,001				
UMS COR 1711 RFI Response Conflict	5,001				
UMS COR 1726 Precast Stair Step Nos	0				

Contract Modification/Trend Log - Contract 1300 Stations

Awarded NTE Amount	\$839,676,400	\$846,424,055
Substantial Completion	6/30/2018	6/30/2018

	UMS	CTS	YBM	STS	COST REPORT NOTES
UMS COR 1734 FDS UL Requirement Con	0				
UMS COR 1752 Cncrs N Util Cntr OH	0				
UMS COR 1753 Stair Framing Conflict	0				
UMS COR 1761 Glass Roof Walk Sample	40,001				
UMS COR 1799 RFI 3862 Defective Con	0				
UMS COR 1800 Omitted Sply Fan & Fir	0				
UMS COR 1805 S. Cncrs Utily House S	0				
UMS COR 307 Elevator Site Hazmat	16,028				
UMS COR 391 AT&T Duct Bank Conflict	5,455				
UMS COR 403 Waterproofing at BART	63,285				
UMS COR 492 Jet Grout at N.Headwall	50,001				
UMS COR 493 Steel Shape Inside Pile	25,001				
UMS COR 636 Bi-Fold Door Tube Steel	24,911				
UMS COR 660 Added Grommets at Booth	3,253				
UMS COR 747 NDSC Unidnfied Con Pile	7,181				
UMS COR 817 Odor at N. Concourse	100,000				
UMS FACO #31 NDSC Incomplete PGE DB	165,944				
UMS PCC 007 Geoprobe Credit	(15,600)				
UMS PCC 027 Escalator Barricade	(9,227)				
UMS PCC 029 Concrete Wale Support	41,424				
UMS PCC 038 BART Instrmnt Transfer	45,280				
UMS PCC 078 Jet Grout at O'Farrell	11,325				
UMS PCC 118 Elevator Overhead Hoist	211,646				
UMS PCC 136 Transformer in Vault 31	25,000				
UMS PCC 150 S. HW Wale Connection	37,174				
UMS PCC 153 Geary Catch Basin	(5,370)				
UMS PCC 166 Revise Feeder Schedules	97,976				
UMS PCC 181 Plaza ADA Enhancements	67,572				
UMS PCC 184 Glass Floor Support	19,261				
UMS PCC 193 Lightbox & Glazed Door	355,516				
UMS PCC 196 Exhust Fan & Escltr Cnt	20,490				
UMS PCC 198 Ellis Deck Vertical Joi	22,196				
UMS PCC 201 Door Alarm Points	0				
UMS PCC 213 Electrical at Ellis St.	(5,994)				
UMS PCC 215 Rmv Conduits in Casing	42,934				

Contract Modification/Trend Log - Contract 1300 Stations

Awarded NTE Amount	\$839,676,400	\$846,424,055
Substantial Completion	6/30/2018	6/30/2018

	UMS	CTS	YBM	STS	COST REPORT NOTES
UMS PCC 216 Waterproofing Drainage	15,490				
UMS PCC 217 POC for Drain Line	(72)				
UMS PCC 219 Add Data & Power Outlet	608,205				
UMS PCC 222 Delete PG&E Conduits	(12,359)				
UMS PCC 225 Add Two S.S Enclosures	0				
UMS PCC 228 Added 2"x4" conduits	16,695				
UMS PCC 230 Ellis AT&T Work	20,131				
UMS PCC 246 Fiber Optic Cable	8,613				
UMS PCC 253 Pltfrm Lvl Hdwl Wale Re	99,972				
UMS PCC 256 Platform Art	557,273				
UMS PCC 257 Mezz Lvl Hdwl Wale Rein	79,599				
UMS PCC 261 Pltfrm Lvl Intrnl Drain	80,977				
UMS PCC 263 LED artwork	116,391				
UMS PCC 271 Metal Deck Support	88,569				
UMS PCC 273 N Entrce Cncrs Lvl HVAC	254,145				
UMS PCC 275 Drainage at Stairs 3&4	16,791				
UMS PCC 277 N Entrnc WD Connection	42,333				
UMS PCC 281 Power Infrastructure	136,319				
UMS PCC 291 Concourse Level Floor D	24,679				
UMS PCC 309 Bus Shelter on Geary	0				
UMS PCC 318 Station Door Hardware M	1,552,603				
UMS PCC 325 Escalator Slab Rebar	3,539				
UMS PCC 330 Water Services	82,121				
UMS PCC 336 Waterline Trench on Stk	121,088				
UMS PCC 338 Traffic Signal 17 Mast	2,500				
UMS PCC 339 - Escalator 7 & 8 Steel	21,986				
UMS PCC 342 3" Sleeve at Comm. Room	1,833				
UMS PCC 358 Obst. Impacting 12 AWSS	111,217				
UMS PCC 363 Ellis Entrance Finishes	352,574				
UMS PCC 367 Access at Platform Inv.	56,162				
UMS PCC 371 CN04 Electrical Room	57,806				
UMS PCC 386 Sewer Conflict at OFA	10,047				
UMS PCC 391 Gutter Connections	5,749				
UMS PCC 418 Temporary Streelights	22,783				
UMS PCC 419 Power and Data Outlets	72,268				

Contract Modification/Trend Log - Contract 1300 Stations

Awarded NTE Amount	\$839,676,400	\$846,424,055
Substantial Completion	6/30/2018	6/30/2018

	UMS	CTS	YBM	STS	COST REPORT NOTES
UMS PCC 423 WD Gate Valve	5,486				
UMS PCC 437 Fire Rated Shaft atCN09	0				
UMS PCC 468 CMU Wall at Stair 3 and	17,352				
UMS PCC 469 Vapor Barrier Under Die	49,675				
UMS PCC 48.1 Sewer Line Conflict	140,314				
UMS PCC 483 BART So. Entrance Toppi	0				
UMS PCC 484 CN03B OH Coil Grille Su	5,000				
UMS PCC 485 Comm Rm Outlet&Cbl Tray	63,996				
UMS PCC 487 USG Topping SlabGL14&15	0				
UMS PCC 488 Elev 3&4 Curb Detail	9,966				
UMS PCC 490 Core & Sleeve Penetrati			0		
UMS PCC 494 Stair 3 Modifications	7,500				
UMS PCC 495 Reroute Spklers BART En	0				
UMS PCC 71 Rerouting of Slab Drains	1,310				
UMS PCC 81 Locate PG&E Conduits	1,397				
UMS PCC 86 Headwall Pile Conflict	8,982				
UMS-FACO #30 NDSC Inadequate CDF	361,570				
UMS-Relocation of Traffic Signal Co	32,275				
USG COR 1109 Plaza Conc Strs Rein	903				
USG COR 1117 Steel Bracing	1,962				
USG COR 259 Lead Paint on Columns	87,455				
USG COR 274 Shear Wall at Grid 10	68,945				
USG COR 293 Water on N.Concourse	1,832				
USG COR 767 St Cas Column Conflict	40,561				
USG COR 777 Rvisd Bm Angle to Ceili	30,001				
USG COR 805 Fotngs 16A As Built Dim	10,001				
USG COR 808 Dimensions at Escalator	4,001				
USG COR 882 HSS Beam Termination	1,310				
USG COR 975 N Cncrs Invert Slab Slp	(1,806)				
USG COR 998 Class 1 Hazardous Soil	200,000				
USG Hydrant Relocation on Geary St.	58,143				
USG PCC 072 Rmval of Exstg Column	4,116				
USG PCC 080 Door Opngs in Shr Walls	59,812				
USG PCC 101 Elev. Machine Rooms	7,122				
USG PCC 106 Edge of Slab for 8" Con	39,891				

Contract Modification/Trend Log - Contract 1300 Stations

Awarded NTE Amount	\$839,676,400	\$846,424,055
Substantial Completion	6/30/2018	6/30/2018

	UMS	CTS	YBM	STS	COST REPORT NOTES
USG PCC 108 Con Wok chges du to DSC	288,022				
USG PCC 109 Rein Dtls for Struc Con	144,154				
USG PCC 112 Glass Walk Roof System	15,744				
USG PCC 113 Elv/Esc Pit Floor Slope	20,879				
USG PCC 116 Demo Column, Const Beam	42,188				
USG PCC 125 Foot,SOG & Str St Chang	53,274				
USG PCC 128 Dowls of Rbar Conn Dtls	170,189				
USG PCC 129 Escalator Work Point	360,528				
USG PCC 133 Sheet Metal HVAC Duct	47,102				
USG PCC 134 Temp South Wall Support	90,268				
USG PCC 142 Storage Light & Elect.	26,085				
USG PCC 143 Wall Conn, at GL 10/B	5,906				
USG PCC 157 Plaza Level Vent Shaft	10,873				
USG PCC 174 Fan Trench Strut Clar.	8,810				
USG PCC 175 Drainage Under Slab	0				
USG PCC 185 Wall at Line 10 and Hyd	10,835				
YBM COR 1146 Traction Power Neg.			48,935		
YBM COR 1151 Steel Pipe & Steel Bea			141,064		
YBM COR 1155 Live AT&T Cable			20,000		
YBM COR 1334 Added Reinforcing Type			26,898		
YBM COR 1337 Added Shear Key at Hea			7,501		
YBM COR 1348 Added Rebar Dowels int			3,957		
YBM COR 1349 DSC Confl w/(E) TS Box			4,001		
YBM COR 1413 Multiple Existing Util			229,122		
YBM COR 1454 Changes to Heat Recove			12,001		
YBM COR 1458 (E) 24" Conflict w/SSF			60,000		
YBM COR 1529 Changes to PG&E Power			15,000		
YBM COR 1537 Special Traffic Permit			15,000		
YBM COR 1540 Comm Conduit Conflict			15,001		
YBM COR 157 1-in Gas service break			23,984		
YBM COR 1578 Added Drain Rock aroun			101		
YBM COR 1595 Details for Crystalliz			0		
YBM COR 1626 Added Beams at Skyligh			0		
YBM COR 1633 Clementina Subgrade Co			6,000		
YBM COR 1681 Stop Wk Notice Tractio			0		

Contract Modification/Trend Log - Contract 1300 Stations

Awarded NTE Amount	\$839,676,400	\$846,424,055
Substantial Completion	6/30/2018	6/30/2018

	UMS	CTS	YBM	STS	COST REPORT NOTES
YBM COR 1687 Confirm SCADA Output P			60,000		
YBM COR 1715 Oversized CMU Support			0		
YBM COR 1740 Conflict w/Traffic Sig			7,500		
YBM COR 1783 Stop Work - Install Tr			0		
YBM COR 390 Chip Mezzanine Headwall			60,005		
YBM COR 564 Concrete Encased PG&E			19,368		
YBM COR 691 Add Gurdrl to Str 5&6			45,001		
YBM COR 825 Tunnel Seg Steel Fibers			63,397		
YBM COR 939 Broken Water Dept. Line			94,572		
YBM COR 949 Escalator Raceways			(1)		
YBM COR 955 Form saver-Coupler Mods			305,906		
YBM COR 960 N & S Head WI Rbr Chng			64,027		
YBM PCC 056 OCS Pole Foundations			93,246		
YBM PCC 061 Escalator Pit Provision			94,576		
YBM PCC 126 Changes to Kiosks			56,800		
YBM PCC 132R Raise Pit Floor Elev 4			39,349		
YBM PCC 140 Stair 3, Escalators 1&2			35,798		
YBM PCC 145 Stair 7/Escalators 3, 4			77,490		
YBM PCC 148 Elev.3, 4 Hoist Beam MP			27,110		
YBM PCC 159 PG&E Ductbank Changes			(10,001)		
YBM PCC 162 Deluge Valve Door			15,374		
YBM PCC 168 Swing Gates Attachment			178,172		
YBM PCC 171R1 Additional PTZ CCTV			20,345		
YBM PCC 187R4 Escala. 1-4 HVAC chang			100,000		
YBM PCC 202 YBM Mezz Light Fixtures			87,481		
YBM PCC 21 Delete Instrument & Monit			(50,195)		
YBM PCC 210 Elev 1&2 MRL to Hydraul			(10,899)		
YBM PCC 235R1 Granite Art Panel			86,501		
YBM PCC 260 Folsom St. AWSS Valve			10,879		
YBM PCC 268 Rstroom Fclty Wall Revs		3,147			
YBM PCC 302 Delete 4th Wall of CMU			(1,582)		
YBM PCC 305R1 Signage Revisions			0		
YBM PCC 310 Revisions to Platform E			17,653		
YBM PCC 312R SS Bent Plate, Terraz			301,188		
YBM PCC 328 Platform lvl metal wall			200,000		

Contract Modification/Trend Log - Contract 1300 Stations

Awarded NTE Amount	\$839,676,400	\$846,424,055
Substantial Completion	6/30/2018	6/30/2018

	UMS	CTS	YBM	STS	COST REPORT NOTES
YBM PCC 341R1 Add Trench Drain MER			27,198		
YBM PCC 361 Station Agent Booth Det			175,447		
YBM PCC 362 Rev. to Platform Displa			5,000		
YBM PCC 366 Survey of Elevations of			7,000		
YBM PCC 369 Rev. to Wind Load Resi			39,545		
YBM PCC 37R1 SFAC Node Sculpture			79,000		
YBM PCC 384 Add Concrete Cap Beams			62,823		
YBM PCC 393 Doors-Beam Conflict			34,324		
YBM PCC 41 Install #7 Box Clementin			(11,089)		
YBM PCC 420 Rerouting of HVAC Ducts			0		
YBM PCC 425 Aquafin Vapor Conrol Sy			31,335		
YBM PCC 427 Sound Attenuator Changes			0		
YBM PCC 430 Replace Cementitious TS			207,696		
YBM PCC 435 Sequencing of Mezz. bea			28,430		
YBM PCC 444 Smoke Partition Coffe			171,639		
YBM PCC 450 Install Infill Slab			56,094		
YBM PCC 460 Howard, Folsom, Clement			38,709		
YBM PCC 498 Install Steel Corbel			123,742		
YBM PCC 499 Added Per. Fence Curb R			0		
YBM PCC 508 Provide Core Drill and			0		
YBM PCC 510 Type F1A and F1B Light			20,240		
YBM PCC 59R Pavers Basis of Design			7,516		
YBM PCC 79 Install 12in WM to Howar			599,982		
YBM PCC 82 Delete Scope Due to Hote			(39,025)		
YBM PCC 85R2 Ticketing Hall Changes			57,586		
YBM PCC 91 Concourse Deck Conflict			53,133		
YBM PCC 97 Change Concourse Opening			48,774		
YBM PCC 99 Art Glass Changes			6,880		
Proposed Contract Change (PCC)					
CTS PCC 119 Pltform Lvl Wall Art In		(1)			
CTS PCC 135 Esc 5/6 Addl Supp Locs		83,674			
CTS PCC 389 Dust Monitor for Gordon		17,000			
CTS PCC 458 Upsize Main Breaker Tri		500			
CTS PCC 471 Additional 120 VAC Powe		7,000			
CTS PCC 486 Structural Slab Changes		10,000			

Contract Modification/Trend Log - Contract 1300 Stations

Awarded NTE Amount	\$839,676,400	\$846,424,055
Substantial Completion	6/30/2018	6/30/2018

	UMS	CTS	YBM	STS	COST REPORT NOTES
CTS PCC 513 Couplers at Elevator#4		10,000			
GEN PCC 421 Delete SFFD Fire Teleph				(317,000)	
STS PCC 160 ATCS Change Reverse Run				75,000	
STS PCC 240 Conduit SFDT Reroute				7,000	
STS PCC 248 Restab Trac Pwr Ductban				20,000	
STS PCC 250 Add 2" TP Riser Conduits				20,000	
STS PCC 264 Track Drainage Mod				(15,000)	
STS PCC 266 Track Curb Type Mod				(300)	
STS PCC 276 Traffic Signal Changes				5,000	
STS PCC 280 Pavement Reno Delete				(240,764)	
STS PCC 288 Delete Video Display				(2,500)	
STS PCC 306 Adv Track Slab Excav				5,000	
STS PCC 308 Crossover Rail Bonding				3,000	
STS PCC 442R1 ATCS Wayside Equip Sta				1	
STS PCC 459 Plinth Conflict at CTS				30,000	
STS PCC 474 Lenox Rm payout and Pow				13,000	
UMS MRY Duct Bank-West	54,981				
UMS PCC 221 Slab Interaction	7,500				
UMS PCC 225 Add Two S.S. Enclosures	5,866				
UMS PCC 245 Ventilation Fan Buttons	(201)				
UMS PCC 272 PG&E Vaults on Ellis St	2,000				
UMS PCC 292 USG Mechanical Room	30,000				
UMS PCC 295 Geary Bulb Out	25,000				
UMS PCC 296 Water Meter on Ellis St.	(2,001)				
UMS PCC 299 South Concourse Opening	10,000				
UMS PCC 303 USG Ramp Island	10,000				
UMS PCC 317 Sidewalk on Geary St.	(20,001)				
UMS PCC 329 AWSS and Slurry Wall OFA	5,000				
UMS PCC 344 PG&E Streetlights	5,001				
UMS PCC 354 Signals at Geary	5,000				
UMS PCC 370 CMU Wall Deck	23,853				
UMS PCC 374 Deck at Platform Strut	40,001				
UMS PCC 385 WD Kill Holes at OFA	22,455				
UMS PCC 392 Water Services on Stktn	5,000				
UMS PCC 395 HVAC Electrical	10,001				

Contract Modification/Trend Log - Contract 1300 Stations

Awarded NTE Amount	\$839,676,400	\$846,424,055
Substantial Completion	6/30/2018	6/30/2018

	UMS	CTS	YBM	STS	COST REPORT NOTES
UMS PCC 413 Traffic Signals	10,000				
UMS PCC 428 Bart Ceiling	(20,001)				
UMS PCC 431 Deletion of Deck	(10,001)				
UMS PCC 434 GEN Swithgear Nameplate	2,000				
UMS PCC 449 EVS FCP Control Panels	2,000				
UMS PCC 462 Beam 95 Connection Deta	30,000				
UMS PCC 465 R1 WL for Florist Booth	20,000				
UMS PCC 478 Temp Doors for MZ09, MZ	4,549				
UMS PCC 511 Concourse Utility Chase	10,000				
UMS PCC 514 Storage Rm Sprinklers	10,000				
UMS PCC 94 Clean out MRY Ductbank	20,000				
UMS-PCC 466 Remove Equipment and Mat	10,000				
USG PCC 111 Conc Cemo & Rev Con Dtl	10,001				
USG PCC 123 South Wall Ground Beams	10,000				
USG PCC 147 Geary Streetlight	25,000				
USG PCC 155 16-D Footing Demoltion	0				
USG PCC 156 CMU Footings	7,005				
USG PCC 199R-1 Delete Bm and Plntrs	(36,102)				
USG PCC 89 E. Light Pole Foundation	2,500				
YBM PCC 152R1 Elevator 1 & 2 changes			100,001		
YBM PCC 301 Remove directional door			(11,543)		
YBM PCC 322 Fill Gap at Panel P-60			10,000		
YBM PCC 455 Upsized UPS Feeder and			20,000		
YBM PCC 516 Moisture Vapor Treatmen			35,000		
Approved	7,052,370	11,599,633	2,676,905	(14,581,253)	
Contract Modification					
CMod # 14 YBM COR 036, 078			58,526		
CMod #017 CTS CORs 001 053 & 069		54,322			
CMod #018 CTS PCC 012		60,248			
CMod #021 STS CORs 48/52/114/233/252				18,221	
CMod #025 - Various CORs			59,113		
CMod #026 YBM COR 072			84,509		
CMod #027 UMS PCC 092	0				
CMod #028 CTS PCC 017.1		97,743			
CMod #029 STS PCC 009.1				(143,668)	

Contract Modification/Trend Log - Contract 1300 Stations

Awarded NTE Amount	\$839,676,400	\$846,424,055
Substantial Completion	6/30/2018	6/30/2018

	UMS	CTS	YBM	STS	COST REPORT NOTES
CMod #033 CTS Various CORs		56,422			
CMod #034 CTS Various CORs		19,334			
CMod #035 STS PCC 077				11,147	
CMod #037 CTS Various CORs		8,886			
CMod #038 STS Various CORs				52,553	
CMod #039 UMS Various CORs	23,271				
CMod #040 YBM Analytical Soil Test			3,655		
CMod #049 STS DSC CORs				136,728	
CMod #050 STS DSC CORs				67,036	
CMod #053 STS DSC CORs				17,035	
CMod #081 Various DSC CORs & PCCs			57,886		
CMod #082 YBM COR 385			21,170		
CMod #083 YBM Various Changes			27,270		
CMod #084 YBM Various Changes			12,156		
CMod #085 YBM COR 086 Existing AT&T			156,831		
CMod #086 YBM COR 1106			1,897		
CMod #1 BART Elevator Option 1 @ Pow	90,000				
Cmod #10 YBM PCC 042			64,287		
CMod #100 UMS PCC 102 Fire & Life	48,149				
CMod #101 YBM COR 75 Slurry Wall			22,423		
CMod #102 STS PCC 410 ATCS Ext Cable				125,412	
CMod #103 UMS PCC 345 Lead Paint	221,766				
CMod #104 CTS Soil CMod Suppl CMOD19		1,621,173			
CMod #105 UMS Schedule Recovery	732,979				
CMod #106 CTS COR 1080 Acceleration		970,131			
CMod #107 YBM PCC 446 COR 1425			1,500,787		
CMod #108 STS Various Changes				50,400	
CMod #109 YBM 109 Various CORs			33,471		
CMod #11 UMS PCC 002	12,997				
CMod #110 UMS COR 251 770 779 781	118,911				
CMod #111 STS PCC 457 Traffic Signal				38,012	
CMod #112 UMS Various Changes	337,401				
CMod #113 STS Various Changes				103,369	
CMod #114 YBM Various CORs			99,028		
CMod #115 CTS Various Force Accounts		25,026			

Contract Modification/Trend Log - Contract 1300 Stations

Awarded NTE Amount	\$839,676,400	\$846,424,055
Substantial Completion	6/30/2018	6/30/2018

	UMS	CTS	YBM	STS	COST REPORT NOTES
CMod #116 UMS COR 034/CCC 004 Type B	627,081				
CMod #117 YBM Various PCCs			111,027		
CMod #12 STS Traffic Control				1,032,302	
CMod #13 CTS COR 006		57,707			
CMod #15 YBM COR 196			3,178		
CMod #16 UMS COR 184	8,261				
CMod #19 CTS COR 007, 026		2,274,225			
CMod #20 YBM PCC 047 and 45			364,562		
CMod #22 UMS PCC 045, 046	16,198				
CMod #23 UMS PCC 058	63,838				
CMod #3 CTS Work Safely Ard Power Po		25,956			
CMod #30 YBM Various CORs			334,165		
CMod #31 UMS COR 595	53,701				
CMod #32 YBM Various PCCs			92,934		
CMod #36 YBM Conflict with Waterline			14,484		
CMod #4 CTS-Force Account Change Or		130,000			
CMod #41 YBM Class 2 Conta. Material			40,250		
CMod #42 UMS Addl. Service Conduits	36,873				
CMod #43 UMS D85 Structural Pile	65,188				
CMod #44 UMS Grade 50 Steel	572,884				
CMod #46 YBM/CTS/UMS S.walk Hatches			35,489		
CMod #47 UMS Roof Deck Schedule	76,124				
CMod #48 UMS Undgrnd. Storage Tanks	97,817				
CMod #5 YBM Deletion of Comp Groutin			(1,833,869)		
CMod #51 YBM Various CORs and PCCs			24,875		
CMod #52 YBM Undgrnd. Storage Tanks			167,393		
CMod #54 UMS USG Underpinning	732,157				
CMod #55 YBM Archeological Discovery			102,734		
CMod #56 YBM Contaminated Material			106,923		
CMod #57 STS Crossover Materials				21,245	
CMod #58 STS DSC CORs				90,081	
CMod #59 CTS DSC CORs		66,592			
CMod #6 CTS Plaza Constr Supt Servi		75,000			
CMod #60 UMS USG Two Fuel Tanks	61,312				
CMod #61 YBM Various CORs			207,181		

Contract Modification/Trend Log - Contract 1300 Stations

Awarded NTE Amount	\$839,676,400	\$846,424,055
Substantial Completion	6/30/2018	6/30/2018

	UMS	CTS	YBM	STS	COST REPORT NOTES
CMod #62 UMS Wales and Waterproofing	277,714				
CMod #63 CTS DSC CORs		38,025			
CMod #64 STS DSC CORs and SFWD				52,570	
CMod #65 UMS Various CORs and PCCs	10,320				
CMod #66 STS Sewer Notching				66,949	
CMod #67 UMS Solar/Low-e Coating	23,290				
CMod #68 STS Various CORs				59,555	
CMod #69 UMS Various CORs	49,682				
CMod #70 YBM Various CORs			178,079		
CMod #71 UMS Haz and Asbestos Abate	81,907				
CMod #72 YBM COR 249. 566			74,694		
CMod #74 UMS PCC 39 12" Wtrln Reloc	336,236				
CMod #75 UMS COR 060 New 8" Wtr Line	58,672				
Cmod #76 YBM COR 806 Gardril credits			(9,611)		
CMod #77 STS Various Changes				56,629	
CMod #78 STS Various DSC CORs				191,175	
CMod #79 STS PCC 014 Traffic Signal				242,427	
CMod #80 STS Add'l Work to DSCs CORs				111,701	
CMod #87 CTS Var Slurry Wall Changes		3,596,000			
CMod #88 STS Various COR Misc Work				38,346	
CMod #89 YBM CORs 390,485 & 848			85,095		
CMod #9 YBM COR 10,15,16,18,20,25			126,663		
CMod #90 CTS DRB Reimbursement		1,296,364			
CMod #91 YBM PCC 069			84,537		
CMod #92 CTS PCC 233 & 26		1,126,478			
Cmod #93 STS Coordinate of ATCS Work				(18,036,709)	
Cmod #94 UMS Various Changes	46,057				
CMod #95 UMS Bart Elv Opt 2 Add Cost	400,000				
Cmod #96 UMS Comp Grout Quantities	775,000				
CMod #97 STS COR 322 Tunnel Cleaning				399,000	
CMod #98 YBM PCC 76 AWSS SSFM			163,113		
Cmod #99 UMS Various Changes	996,584				
CMod 073 - PCC 066 PB				96,516	
CMOD 24 STS PCC 23				108,053	
CMod#7 STS FACOs 016, 017 & COR 009				80,170	

Contract Modification/Trend Log - Contract 1300 Stations

Awarded NTE Amount	\$839,676,400	\$846,424,055
Substantial Completion	6/30/2018	6/30/2018

	UMS	CTS	YBM	STS	COST REPORT NOTES
CMod#8 STS PCC 006 ATT MH, PB&Trench				225,208	
STS CMod 045 PCC 008 Tunnel Lowering				107,285	
Grand Total	17,859,315	13,328,400	9,781,428	(13,168,600)	

7.6 BUDGET REVISIONS: REPORT SORTED BY CONSTRUCTION PACKAGES & SOFT COSTS

Report Period: June 2019

		May 2019			June 2019				
Group by Contract & SCC	CATEGORY ITEM	May 2019 Base	May 2019 Allocated Contingency	May 2019 Base + Allocated Contingency (YOE)	June 2019 Base	June 2019 Allocated Contingency	June 2019 Base + Allocated Contingency (YOE)	BUDGET TRANSFERS [June 2019] vs. [May 2019]	Cost Report Notes
10-50	CONSTRUCTION CONTRACT PACKAGES	1,169,412,698	17,113,744	1,186,526,442	1,170,150,806	16,375,636	1,186,526,442	0	
1250	UTILITY RELOCATION PACKAGE #1	12,134,906		12,134,906	12,134,906		12,134,906	0	
	Contract 1250 Form B Credit	(2,275,419)		(2,275,419)	(2,275,419)		(2,275,419)	0	
1251	UTILITY RELOCATION PACKAGE #2	20,744,696		20,744,696	20,744,696		20,744,696	0	
	Contract 1251 Form B Credit	(7,618,412)		(7,618,412)	(7,618,412)		(7,618,412)	0	
1252	GUIDEWAY TUNNEL	233,511,253	0	233,511,253	233,511,253	0	233,511,253	0	32
	Contract 1252 Form B Credit	(254,050)		(254,050)	(254,050)		(254,050)	0	
1300	CN1300 STATIONS TOTAL	845,685,947	15,953,744	861,639,691	846,424,055	15,215,636	861,639,691	0	33
1253: UMS	UNION SQUARE/MARKET STREET STATION [UMS]	300,455,879	13,574,711	314,030,590	301,082,960	12,947,630	314,030,590	0	
	UMS 1253 Form B Credit	(528,370)		(528,370)	(528,370)		(528,370)	0	
1254: CTS	CHINA TOWN STATION [CTS]	259,167,443	(1,599,633)	257,567,810	259,167,443	(1,599,633)	257,567,810	0	
	CTS 1254 Form B Credit	(451,703)		(451,703)	(451,703)		(451,703)	0	
1255: YBM	YERBA BUENA/ MOSCONE STATION [YBM]	160,654,878	2,434,123	163,089,001	160,765,905	2,323,096	163,089,001	0	
	YBM 1255 Form B Credit	(100,000)		(100,000)	(100,000)		(100,000)	0	
1256: STS	SURFACE TRACKWORK & SYSTEMS [STS]	125,407,747	1,544,543	126,952,290	125,407,747	1,544,543	126,952,290	0	
	STS 1256 SFPUC SEWER MAIN CREDIT	(2,925,296)		(2,925,296)	(2,925,296)		(2,925,296)	0	
	STS 1256 Form B Credit	(1,000,000)		(1,000,000)	(1,000,000)		(1,000,000)	0	
OTHER	OTHER CONSTRUCTION TOTAL	72,489,146	1,160,000	73,649,146	72,489,146	1,160,000	73,649,146	0	
40.06	PUBLIC ART PROGRAM	8,175,555	1,160,000	9,335,555	8,175,555	1,160,000	9,335,555	0	
40.08	CN1300 JOB READINESS PROGRAM - OUTREACH	1,060,000		1,060,000	1,060,000		1,060,000	0	33
40.02	MISC. CONSTR CONTRCT WK (TRACTION POWER FOR 1251)	258,202		258,202	258,202		258,202	0	
40.01	CONTRACT 1300 SOIL PROCESS	500,000		500,000	500,000		500,000	0	34
50.01	THALES T&S ATCS	487,972		487,972	487,972		487,972	0	
50.01	ATCS Tutor STS	18,036,709		18,036,709	18,036,709		18,036,709	0	34a
50.06	MTA FARE COLLECTION EQUIPMENT	5,400,000		5,400,000	5,400,000		5,400,000	0	
50.06	BART FARE COLLECTION EQUIPMENT	700,000		700,000	700,000		700,000	0	

7.6 BUDGET REVISIONS: REPORT SORTED BY CONSTRUCTION PACKAGES & SOFT COSTS

Report Period: June 2019

		May 2019			June 2019				
Group by Contract & SCC	CATEGORY ITEM	May 2019 Base	May 2019 Allocated Contingency	May 2019 Base + Allocated Contingency (YOE)	June 2019 Base	June 2019 Allocated Contingency	June 2019 Base + Allocated Contingency (YOE)	BUDGET TRANSFERS [June 2019] vs. [May 2019]	Cost Report Notes
40.02	JOB ORDER CONTRACTS (JOCS) - CONSTRUCTION	117,255		117,255	117,255		117,255	0	
40.08	AON RISK INSURANCE	25,094,436		25,094,436	25,094,436		25,094,436	0	34b
40.02	PUBLIC AGENCIES UTILITY COORDINATION	3,713,215		3,713,215	3,713,215		3,713,215	0	
40.02	DEPARTMENT OF PARKING AND TRAFFIC (DPT)	1,200,000		1,200,000	1,200,000		1,200,000	0	
50.03	UNION SQUARE/ MARKET STREET STATION POWER FEED	2,959,826		2,959,826	2,959,826		2,959,826	0	
50.03	UNION SQUARE/ MARKET STREET STATIONS PERMANENT POWER	(2,350,000)		(2,350,000)	(2,350,000)		(2,350,000)	0	
50.03	CHINATOWN STATION POWER FEED	2,959,826		2,959,826	2,959,826		2,959,826	0	
50.03	CHINATOWN STATION PERMANENT POWER	(2,350,000)		(2,350,000)	(2,350,000)		(2,350,000)	0	
50.03	YERBA BUENA/ MOSCONE STATION [YBM] POWER FEED	3,125,222		3,125,222	3,125,222		3,125,222	0	
50.03	YERBA BUENA/ MOSCONE STATION [YBM] PERMANENT POWER	(2,368,540)		(2,368,540)	(2,368,540)		(2,368,540)	0	
50.03	SURFACE STATION POWER FEED	11,839		11,839	11,839		11,839	0	
50.04	COMMUNICATION CONNECTION COSTS	5,757,629		5,757,629	5,757,629		5,757,629	0	
60	ROW, LAND, EXISTING IMPROVEMENTS	32,246,321	0	32,246,321	32,246,321	0	32,246,321	0	
60.01	PURCHASE OR LEASE OF REAL ESTATE	30,065,810	0	30,065,810	30,065,810	0	30,065,810	0	35
60.02	RELOCATION OF EXISTING HOUSEHOLDS	2,180,511		2,180,511	2,180,511		2,180,511	0	
70	VEHICLES	16,800,000	0	16,800,000	16,800,000	0	16,800,000	0	
70.01	LIGHT RAIL	16,800,000	0	16,800,000	16,800,000	0	16,800,000	0	36
70.07	SPARE PARTS								
80	PROFESSIONAL SERVICES	312,781,539	18,221,079	331,002,618	312,781,539	18,221,079	331,002,618	0	
80.01	PRELIMINARY ENGINEERING	46,202,674		46,202,674	46,202,674		46,202,674	0	
80.02	FINAL DESIGN	61,318,331		61,318,331	61,318,331		61,318,331	0	
80.03	PROJECT MANAGEMENT FOR DESIGN & CONSTRUCTION	89,012,545	13,905,845	102,918,390	89,012,545	13,905,845	102,918,390	0	

7.6 BUDGET REVISIONS: REPORT SORTED BY CONSTRUCTION PACKAGES & SOFT COSTS

Report Period: June 2019

		May 2019			June 2019				
Group by Contract & SCC	CATEGORY ITEM	May 2019 Base	May 2019 Allocated Contingency	May 2019 Base + Allocated Contingency (YOE)	June 2019 Base	June 2019 Allocated Contingency	June 2019 Base + Allocated Contingency (YOE)	BUDGET TRANSFERS [June 2019] vs. [May 2019]	Cost Report Notes
80.04	CONSTRUCTION ADMINISTRATION & MANAGEMENT	93,360,379	2,956,812	96,317,191	93,360,379	2,956,812	96,317,191	0	
80.05	INSURANCES	6,800,000		6,800,000	6,800,000		6,800,000	0	
80.06	LEGAL: PERMITS. REVIEW FEES BY OTHER AGENCIES	8,212,604		8,212,604	8,212,604		8,212,604	0	
80.07	SURVEYS, TESTING, INVESTIGATION. INSPECTION	933,100		933,100	933,100		933,100	0	
80.08	START-UP	6,941,907	1,358,422	8,300,329	6,941,907	1,358,422	8,300,329	0	
	ALL SCC CATEGORIES 10 TO 80	1,531,240,559	35,334,823	1,566,575,382	1,531,978,667	34,596,715	1,566,575,382		37
90	UNALLOCATED CONTINGENCIES			11,724,622			11,724,622		38
	TOTAL PROJECT COST 10 TO 100			1,578,300,003			1,578,300,003		
	TOTAL CONTINGENCY			47,059,445			46,321,337		
	CONTINGENCY MINIMUM			25,000,000			25,000,000		
	BELOW OR ABOVE MINIMUM			22,059,445			21,321,337		

COST STATUS BY CATEGORY	SCC CODES	Sum of Supplemental 2013 Budget	BUDGET May 2019	BUDGET TRANSFERS	BUDGET June 2019	Sum of June 2019	Remaining Budget (Column H-Column I)	June 2019 EAC	June 2019 Contingency	Cost Report Notes
		A	B	C	D	E	F	G	H	
GUIDEWAY & TRACK ELEMENTS	SCC 010	282,227,872	284,261,448	-	284,261,448	276,893,359	7,368,090	284,601,711	0	39
STATIONS, STOPS, TERMINALS, INTERMODAL	SCC 020	573,099,645	574,643,808	(627,081)	574,016,727	477,435,816	96,580,911	566,020,267	15,215,636	39
SITework & SPECIAL CONDITIONS	SCC 040	235,514,097	231,825,360	627,081	232,452,441	228,168,029	4,284,412	243,055,694	1,160,000	39
SYSTEMS	SCC 050	90,774,397	95,795,826	-	95,795,826	42,655,193	53,140,633	97,526,022		39
ROW, LAND, EXISTING IMPROVEMENTS	SCC 060	37,511,799	32,246,321	-	32,246,321	30,648,969	1,597,352	32,246,321		
VEHICLES	SCC 070	26,385,653	16,800,000	-	16,800,000	11,929,247	4,870,753	16,800,000	0	
PRELIM ENGINEERING	SCC 080.01	46,202,673	46,202,674	-	46,202,674	46,202,675	(1)	46,202,674		
FINAL DESIGN	SCC 080.02	61,137,604	61,318,331	-	61,318,331	61,199,308	119,023	61,318,331		
PM FOR DESIGN & CONSTRUCTION	SCC 080.03 - 080.04	197,146,664	199,235,580	-	199,235,580	176,244,062	22,971,839	182,372,923	16,862,657	39
OTHER PROF SRVCS	SCC 080.05 - 080.08	24,416,118	24,246,033	-	24,246,033	12,833,619	11,412,414	22,887,611	1,358,422	
UNALLOC CONTINGENCY	SCC 090	3,883,480	11,724,619	-	11,724,619		11,724,619		11,724,622	39
Grand Total		1,578,300,000	1,578,300,001	0	1,578,300,001	1,364,210,275	214,070,046	1,553,031,555	46,321,337	

SCC DESCRIPTION	June 2019 BUDGET	June 2019 CTD
010 - GUIDEWAY & TRACK ELEMENTS	284,261,448	276,893,359
020 - STATIONS, STOPS, TERMINALS, INTERMODAL	574,016,727	477,435,816
040 - SITEWORK & SPECIAL CONDITIONS	232,452,441	228,168,029
050 - SYSTEMS	95,795,826	42,655,193
060 - ROW, LAND, EXISTING IMPROVEMENTS	32,246,321	30,648,969
070 - VEHICLES (number)	16,800,000	11,929,247
080 - PROFESSIONAL SERVICES (applies to Cats. 10-50)	331,002,618	296,479,663
090 - UNALLOCATED CONTINGENCY	11,724,619	
Grand Total	1,578,300,001	1,364,210,275

SCC DESCRIPTION	June 2019 BUDGET	June 2019 CTD
010.02-Guideway: At grade semi-exclusive (allows cross-traffic)	2,860,000	2,658,750
010.06-Guideway: Underground cut & cover	69,816,407	65,762,924
010.07-Guideway: Underground tunnel	200,374,315	197,609,640
010.09-Track: Direct fixation	6,761,089	6,412,408
010.12-Track: Special (switches, turnouts)	4,449,637	4,449,637
020.01-At-grade station, stop, shelter, mall, terminal, platform	7,602,857	3,899,866
020.02-Aerial station, stop, shelter, mall, terminal, platform	1,544,543	0
020.03-Underground station, stop, shelter, mall, terminal, platform	542,557,435	459,570,702
020.07-Elevators, escalators	22,311,892	13,965,248
040.01-Demolition, Clearing, Earthwork	12,754,615	12,495,015
040.02-Site Utilities, Utility Relocation	67,639,860	75,683,278
040.03-Haz. mat'l, contam'd soil removal/mitigation, ground water treatments	9,423,125	8,826,985
040.04-Environmental mitigation, e.g. wetlands, historic/archeologic, parks	1,122,899	962,619
040.05-Site structures including retaining walls, sound walls	2,706,431	2,706,431
040.06-Pedestrian / bike access and accommodation, landscaping	9,790,995	4,324,253
040.07-Automobile, bus, van accessways including roads, parking lots	6,579,099	5,976,033
040.08-Temporary Facilities and other indirect costs during construction	122,435,418	117,193,416
050.01-Train control and signals	28,291,363	7,625,753
050.02-Traffic signals and crossing protection	12,804,956	11,879,282
050.03-Traction power supply: substations	21,465,073	16,406,671
050.04-Traction power distribution: catenary and third rail	12,441,113	2,390,894
050.05-Communications	12,078,735	2,914,724
050.06-Fare collection system and equipment	6,100,000	627,988
050.07-Central Control	2,614,586	809,881
060.01-Purchase or lease of real estate	30,065,810	28,239,539
060.02-Relocation of existing households and businesses	2,180,511	2,409,430
070.01-Light Rail	16,800,000	11,929,247
080.01-Preliminary Engineering	46,202,674	46,202,675
080.02-Final Design	61,318,331	61,199,308
080.03-Project Management for Design and Construction	102,918,390	76,575,992
080.04-Construction Administration & Management	96,317,191	99,668,070
080.05-Professional Liability and other Non-Construction Insurance	6,800,000	6,340,196
080.06-Legal; Permits; Review Fees by other agencies, cities, etc.	8,212,604	5,605,986
080.07-Surveys, Testing, Investigation, Inspection	933,100	887,437
080.08-Start up	8,300,329	0
090.00-Unallocated Contingency	11,724,619	
Grand Total	1,578,300,001	1,364,210,275

[A] Cost Account Description	BUDGET		ACTUAL COSTS			[G] VARIANCE (B - F)	COST REPORT NOTES
	[B] June 2019 Budget (YOE)	[C] PRIOR MONTH Total	[D] PRIOR MONTH Monthly	[E] CURRENT Monthly	[F] CURRENT Total		
TOTAL PRELIMINARY ENGINEERING	46,542,061	46,542,061	0	0	46,542,061	0	40
11 - SFMTA PROJECT MANAGEMENT	8,800,164	8,253,957	0	0	8,253,957	546,208	41
12 - SFMTA ENGINEERING SERVICES	11,425,594	11,425,594	0	0	11,425,594	0	42
16 - DEPARTMENT OF PARKING AND TRAFFIC (DPT)	921,906	802,883	0	0	802,883	119,023	
21 - ARTS COMMISSION	1,500,570	1,500,570	0	0	1,500,570	0	43
22 - FIRE DEPARTMENT	33,825	33,825	0	0	33,825	0	
23 - CITY ATTORNEY'S OFFICE	1,234,754	1,234,754	0	0	1,234,754	0	
24 - RISK MANAGEMENT	0	0	0	0	0	0	
26 - PLANNING	99,604	99,604	0	0	99,604	0	
27 - DEPARTMENT OF PUBLIC HEALTH (DPH)	4,420	4,420	0	0	4,420	0	
29 - CITY AUDITOR	336,735	336,735	0	0	336,735	0	44
32 - DPW - IDC ENGINEERING (HYDRAULIC)	3,336,432	3,336,432	0	0	3,336,432	0	
34 - DPW - IDC CONSTRUCTION (CAPITAL)	17,462	17,462	0	0	17,462	0	
36 - DPW - BSM INFRASTRUCTURE (MAPPING)	76,549	76,549	0	0	76,549	0	
39 - DPW - PCS SITE ASSESSMENT & REMEDIATION (SAR)	13,993	13,993	0	0	13,993	0	
51 - 821 HOWARD STREET	1,005,653	1,005,653	0	0	1,005,653	0	
55 - 651 BRANNAN	2,294,910	2,294,910	0	0	2,294,910	0	45
63 - CENTRAL SUBWAY PARTNERSHIP - AECOM-EPC JV CONTRACT 149	26,793,234	26,793,234	0	0	26,793,234	0	46
66 - ANIL VERMA	395,204	395,204	0	0	395,204	0	47
67 - HILL INTERNATIONAL CONTRACT 156	6,716,294	6,716,294	0	0	6,716,294	0	48
68 - ARTHUR GALLAGER & CO. CS 164	6,800,000	6,340,196	0	0	6,340,196	459,804	
71 - TUNNEL/UTILITIES - CONTRACT # CONTRACT 155-1	5,469,336	5,469,336	0	0	5,469,336	0	49
72 - STATIONS - CONTRACT # CONTRACT 155-2	26,220,609	26,220,609	0	0	26,220,609	0	50
73 - SYSTEMS/INTEGRATION - CONTRACT 155-3	11,432,312	11,432,312	0	0	11,432,312	0	51
331 - BAY AREA RAPID TRANSIT (BART)	146,427	146,427	0	0	146,427	0	
332 - SAN FRANCISCO COUNTY TRANSPORTATION AUTHORITY (SFCTA)	0	0	0	0	0	0	
TOTAL FINAL DESIGN	115,075,988	113,950,952	0	0	113,950,952	1,125,035	
11 - SFMTA PROJECT MANAGEMENT	16,500,000	14,313,024	71,407	362,758	14,675,782	1,824,218	
1.3.011.01.080.03 - CM:SFMTA LABOR-PROJECT MANAGEMENT	16,500,000	14,313,024	71,407	362,758	14,675,782	1,824,218	
12 - SFMTA ENGINEERING SERVICES	2,923,582	2,700,751	6,195	31,616	2,732,367	191,215	
1.3.012.02.080.04 - CM: SFMTA LABOR-ENGINEERING CONTRACT 1252	123,582	57,648	0	0	57,648	65,934	
1.3.012.06.080.04 - CM: SFMTA LABOR-ENGINEERING CONTRACT 1300	2,800,000	2,643,103	6,195	31,616	2,674,719	125,281	
13 - SFMTA CONSTRUCTION MANAGEMENT	37,432,035	20,132,122	137,307	562,582	20,694,705	16,737,330	
1.3.013.01.080.04 - CM:SFMTA LABOR-CONSTR. MANAGEM	37,432,035	20,132,122	137,307	562,582	20,694,705	16,737,330	
16 - DEPARTMENT OF PARKING AND TRAFFIC (DPT)	3,659,313	2,537,165	4,926	17,807	2,554,972	1,681,036	
1.3.016.01.080.04 - DPT CONTRACT 1300 SUPPORT UMS	299,600	293,214	3,773	3,375	296,589	3,011	
1.3.016.01.080.04 - DPT CONTRACT 1300 SUPPORT CTS	274,900	124,064	384	1,366	125,430	149,470	
1.3.016.01.080.04 - DPT CONTRACT 1300 SUPPORT YBM	238,400	205,836	558	777	206,613	31,787	
1.3.016.01.080.04 - DPT CONTRACT 1300 SUPPORT STS	876,876	265,569	211	794	266,363	610,513	
1.3.016.02.040.08 - DPT: FIELD OPS TUNNEL [B84]	0	1,464	0	0	1,464	(1,464)	
1.3.016.02.040.08 - DPT: FIELD OPS TUNNEL [B86]	0	204,261	0	0	204,261	(204,261)	

[A] Cost Account Description	BUDGET		ACTUAL COSTS				[G] VARIANCE (B - F)	COST REPORT NOTES
	[B] June 2019 Budget (YOE)	[C] PRIOR MONTH Total	[D] PRIOR MONTH Monthly	[E] CURRENT Monthly	[F] CURRENT Total			
1.3.016.06.040.02 - DPT:DPT TRAFFIC SHOP CONTRACT 1300	1,200,000	0	0	0	0	1,200,000		
1.3.016.08.040.08 - DPT:PCOS:2UTL [68A]	400,728	400,728	0	0	400,728	0		
1.3.016.08.040.08 - DPT:SSD CN:2UTL	0	108,020	0	0	108,020	(108,020)		
1.3.016.08.080.04 - DPT:SSD [1326]	252,536	252,536	0	0	252,536	0		
1.3.016.08.080.04 - DPT:SSD [13BN]	23,302	23,302	0	0	23,302	0		
1.3.016.08.080.04 - DPT:SSD [13CN]	963	963	0	0	963	0		
1.3.016.08.080.04 - DPT:SSD [B85]	92,008	92,008	0	0	92,008	0		
1.3.016.03.040.08 - PCOS:1300/UMS [68CPT544132W.CPT544132W]	0	161,753	0	0	161,753	(161,753)		
1.3.016.04.040.08 - PCOS:1300/CTS [68CPT544132X.CPT544132X]	0	0	0	0	0	0		
1.3.016.05.040.08 - PCOS:1300/YBM [68CPT544132Y.CPT544132Y]	0	158,398	0	11,496	169,894	(169,894)		
1.3.016.09.040.08 - PCOS:1300/STS [68CPT544132Z.CPT544132Z]	0	245,049	0	0	245,049	(245,049)		
17 - MOTIVE POWER	2,195	0	0	0	0	2,195		
1.3.017.07.040.02 - PWR:SFMTA-MOTIVE POWER-UTL.REL	2,195	0	0	0	0	2,195		
18 - SFMTA OPERATIONS	400,000	92,814	6,354	10,091	102,905	235,063		
1.3.018.04.040.02 - OPS:SUPPORT TO CONTRACT 1300/CTS	100,000	26,469	0	8,685	35,154	64,846		
1.3.018.06.080.07 - OPS:SUPPORT TO CONTRACT 1300 - UMS O/L	50,255	51,664	6,354	1,405	53,069	(2,814)		
1.3.018.06.080.07 - OPS:SUPPORT TO CONTRACT 1300/UMS	249,745	14,681	0	0	14,681	235,063		
19 - OTHER SFMTA	1,000,000	946,842	334	(1,007)	945,836	54,164		
1.3.019.07.080.07 - OTH.MTA SFMTA-SURVEY; TSTG [1344]	0	1,007	167	(1,007)	0	0		
1.3.019.07.080.07 - OTH.MTA SFMTA-SURVEY; TSTG [6840]	1,800	1,720	167	0	1,720	80		
1.3.019.08.040.08 - OTH.MTA 1251 MATERIALS	150,000	126,149	0	0	126,149	23,851		
1.3.019.08.080.07 - OTH.MTA OPERATION SUPPORT DUR1	848,200	817,966	0	0	817,966	30,234		
21 - ARTS COMMISSION	12,010,886	5,090,162	338,904	76,374	5,166,536	6,844,350		
1.3.021.01.040.06 - ARTS:CTYCO-ARTS COMMISSION CONSTRUCTION COSTS	4,772,555	0	0	0	0	4,772,555		
1.3.021.01.080.03 - ARTS:CTYCO-ARTS COMMISSION [1227]	1,902,044	388,167	0	0	388,167	1,513,877	52	
1.3.021.01.080.04 - ARTS:CTYCO-ARTS COMMISSION [PWE335MPFUNA.CPT5441227]	21,000	12,465	0	0	12,465	8,535		
1.3.021.06.080.03 - ARTS:CTYCO-ARTS COMMISSION PM [285MC.132J]	653,244	796,715	4,955	26,532	823,247	(170,002)		
1.3.021.01.080.03 - ARTS:CTYCO-ARTS COMMISSION [PWA335MPFUNA.CPT5441327]	8,512	10,149	0	0	10,149	(1,637)		
1.3.021.01.080.03 - ARTS:CTYCO-ARTS COMMISSION [PWE335MPFUNA.CPT5441327]	4,439	4,439	0	0	4,439	0		
1.3.021.06.040.06 - ARTS:CTYCO-ARTS COMMISSION [68CPT5441327.CPT5441327]	1,500,000	1,393,660	0	0	1,393,660	106,340		
1.3.021.06.040.06 - ARTS:CTYCO-ARTS COMMISSION [285MCPFUNA.CPT5441327]	1,903,000	2,484,567	333,949	49,842	2,534,409	(631,409)		
1.3.021.01.080.03 - ARTS:CTYCO-ARTS COMMISSION [132J]	86,091	0	0	0	0	86,091		
1.3.021.97.040.06 - ARTS:ARTS COMMISSION ALLOC CO	1,160,000	0	0	0	0	1,160,000		
23 - CITY ATTORNEY'S OFFICE	2,171,781	1,864,039	0	261,595	2,125,634	46,147		
1.3.023.01.080.06 - ATTY:CN LEGAL-CITY ATTORNEY OF	2,171,781	1,864,039	0	261,595	2,125,634	46,147		
25 - PUBLIC UTILITIES COMMISSION SEWER	(2,925,296)	0	0	0	0	(2,925,296)		
1.3.025.09.040.02 - STS.1256: SITE UTILITIES SFPUC SEWER MAIN	(2,925,296)	0	0	0	0	(2,925,296)		
26 - PLANNING	137,062	26,697	0	0	26,697	110,365		
1.3.026.01.080.06 - CM:CTYCO-PLANNING DEPARTMENT	137,062	26,697	0	0	26,697	110,365		
28 - PUBLIC UTILITIES COMMISSION WATER	4,242,012	4,125,517	0	0	4,125,517	116,494		
1.3.028.02.040.02 - CM:CTYCO-PUBLIC UTIL COMM. (PUC)	0	4,745	0	0	4,745	(4,745)		
1.3.028.02.040.08 - PUC: FIELD OPERATIONS TUNNEL	398,400	510,208	0	0	510,208	(111,808)		
1.3.028.02.080.04 - PUC:MTA CSP CN1252 [470465]	105,000	91,587	0	0	91,587	13,413		
1.3.028.03.040.02 - PUC:CDD CONTRACT 1300/UMS SUPPORT	606,354	632,056	0	0	632,056	(25,702)		

[A] Cost Account Description	BUDGET		ACTUAL COSTS				[G] VARIANCE (B - F)	COST REPORT NOTES
	[B] June 2019 Budget (YOE)	[C] PRIOR MONTH Total	[D] PRIOR MONTH Monthly	[E] CURRENT Monthly	[F] CURRENT Total			
1.3.028.03.080.04 - PUC:CMB CONTRACT 1300/UMS INSPECTION	230,000	34,508	0	0	34,508	195,492		
1.3.028.04.040.02 - PUC:CDD CONTRACT 1300/CTS SUPPORT	271,755	201,959	0	0	201,959	69,796		
1.3.028.04.080.04 - PUC:CMB CONTRACT 1300/CTS INSPECTION	115,000	55,773	0	0	55,773	59,227		
1.3.028.05.040.02 - PUC:CDD CONTRACT 1300/YBM SUPPORT	450,282	492,253	0	0	492,253	(41,971)		
1.3.028.05.080.04 - PUC:CMB CONTRACT 1300/YBM INSPECTION	184,000	98,643	0	0	98,643	85,357		
1.3.028.06.040.02 - PUC:CMB CONTRACT 1300/SFWD AWSS MATERIAL	225,079	249,247	0	0	249,247	(24,168)		
1.3.028.07.040.02 - PUC:PUC CDD WATER CONNECTION CONTRACT 1250	248,035	291,501	0	0	291,501	(43,466)		
1.3.028.07.080.04 - PUC:PUC CMB INSPECTION CONTRACT 1250	74,468	113,844	0	0	113,844	(39,376)		
1.3.028.08.040.02 - PUC:PUC CDD WATER CONNECTION CONTRACT 1251 [445]	340,310	318,130	0	0	318,130	22,180		
1.3.028.08.080.04 - PUC:PUC CMB INSPECTION CONTRACT 1251	266,252	289,424	0	0	289,424	(23,172)		
1.3.028.09.040.02 - PUC:CMB CONTRACT 1300/STS SUPPORT	520,077	484,348	0	0	484,348	35,729		
1.3.028.09.080.04 - PUC:CMB CONTRACT 1300/STS INSPECTION	207,000	257,294	0	0	257,294	(50,294)		
32 - DPW - IDC ENGINEERING (HYDRAULIC)	1,150,459	541,082	12,362	369	541,451	679,024		
1.3.032.01.080.04 - CM:DPW:1424J-BUREAU OF ENGINEERING (BOE) [AB12]	(285,405)	(285,405)	0	0	(285,405)	0.00		
1.3.032.03.080.04 - DPW IDC HYDRAULIC CN1300 UMS SUPPORT	297,938	120,129	3,055	369	120,498	177,440		
1.3.032.04.080.04 - DPW IDC HYDRAULIC CN1300 CTS SUPPORT	295,639	22,125	0	0	22,125	273,514		
1.3.032.05.080.04 - DPW IDC HYDRAULIC CN1300 YBM SUPPORT	301,882	56,585	4,563	0	56,585	245,297		
1.3.032.06.080.04 - 1424J-BOE LABOR [PWE1X5MPFUNA.CPT544112B112]	85,275	85,275	0	0	85,275	0	53	
1.3.032.06.080.04-1424J-BOE LABOR [PWE1X5MPFUNA.CPT544112C112]	109,658	109,658	0	0	109,658	0	54	
1.3.032.06.080.04 -1424J-BOE LABOR [PWE1X5MPFUNA.CPT544112D112]	15,791	15,791	0	0	15,791	0	55	
1.3.032.06.080.04 -1424J-BOE LABOR [PWE1X5MPFUNA.CPT544112E112]	11,193	11,193	0	0	11,193	0	56	
1.3.032.06.080.04 -1424J-BOE LABOR [PWE1X5MPFUNA.CPT544112F112]	107,798	107,798	0	0	107,798	0	57	
1.3.032.06.080.04 -1424J-BOE LABOR [PWE1X5MPFUNA.CPT544112G112]	21,690	47,917	0	0	47,917	(26,227)	58	
1.3.032.08.080.04 - DPW.HYRDDPW-BOE IDC ENG SVC DC	9,000	0	0	0	0	9,000		
1.3.032.09.080.04 - DPW IDC HYDRAULIC CN1300 STS SUPPOR	180,000	250,016	4,744	0	250,016	(70,016)		
34 - DPW - IDC CONSTRUCTION (CAPITAL)	6,703,969	6,345,071	0	0	6,345,071	358,898		
1.3.034.01.080.04 - DPW:BCM LABOR [2113]	2,140,142	2,140,142	0	0	2,140,142	0		
1.3.034.02.080.04 - DPW:CONSTR:1252 CM [CD12]	1,207,603	1,207,603	0	0	1,207,603	0		
1.3.034.02.080.04 - DPW:CONSTR:1252 CM [13AC12]	138,397	138,397	0	0	138,397	0		
1.3.034.06.080.04 - DPW:SITE ASSESSMENT & REMEDIATION (SAR) [132112]	506,858	506,858	0	0	506,858	0		
1.3.034.06.080.04 - DPW:CONSTR:1300 CM [13CP12]	2,710,969	2,352,071	0	0	2,352,071	358,898		
36 - DPW - BSM INFRASTRUCTURE (MAPPING)	465,562	158,741	0	0	158,741	306,821		
1.3.036.01.080.04 - DPW:MPPG:DPW-BUREAU OF ST USE	367,129	32,680	0	0	32,680	334,449		
1.3.036.02.080.04 - DPW:MPPG:1300-DPW-BUREAU OF ST USE [13CG12]	50,000	33,084	0	0	33,084	16,916		
1.3.036.02.080.06 - DPW:MPPG:DPW-BUREAU OF ST USE [13CF]	48,433	92,977	0	0	92,977	(44,544)		
37 - DPW - PCS MATERIAL TESTING LABORATORY	83,100	0	0	0	0	83,100		
1.3.037.01.080.07 - DPW.MTL.LABDPW-MATERIAL TESTIN	83,100	0	0	0	0	83,100		
39 - DPW - PCS SITE ASSESSMENT & REMEDIATION (SAR)	613,853	438,455	0	0	438,455	175,398		
1.3.039.01.080.04 - DPW:SITE ASSESSMENT & REMEDIATION (SAR) [2213]	92,459	92,459	0	0	92,459	0		
1.3.039.01.080.04 - DPW:SITE ASSESSMENT & REMEDIATION (SAR) [2250]	78,400	78,400	0	0	78,400	0		
1.3.039.01.080.04 -DPW:SITE ASSESSMENT & REMEDIATION (SAR) [2257]	151,515	151,515	0	0	151,515	0		
1.3.039.01.080.04 - DPW:SITE ASSESSMENT & REMEDIATION (SAR) [2313]	24,343	24,343	0	0	24,343	0		
1.3.039.01.080.04 - DPW:SITE ASSESSMENT & REMEDIATION	58,757	10,109	0	0	10,109	48,648		
1.3.039.01.080.04 - DPW:SITE ASSESSMENT & REMEDIATION (SAR) [CE13]	31,367	31,367	0	0	31,367	0		

[A] Cost Account Description	BUDGET		ACTUAL COSTS				[G] VARIANCE (B - F)	COST REPORT NOTES
	[B] June 2019 Budget (YOE)	[C] PRIOR MONTH Total	[D] PRIOR MONTH Monthly	[E] CURRENT Monthly	[F] CURRENT Total			
1.3.039.01.080.04 - DPW:SITE ASSESSMENT & REMEDIATION (SAR) [CH13]	100,000	8,621	0	0	8,621	91,379		
1.3.039.01.080.04 - DPW:SITE ASSESSMENT & REMEDIATION (SAR)	17,000	0	0	0	0	17,000		
1.3.039.02.080.04 - DPW: SITE ASSESSMENT & REMEDIATION (SAR) – CN1252 [13CE11]	18,632	16,880	0	0	16,880	1,753		
1.3.039.02.080.04 - DPW: SITE ASSESSMENT & REMEDIATION (SAR) – CN1300 [13CH11]	41,379	24,761	0	0	24,761	16,618		
46 - MACY'S WEST - SFPUC SEWER WORK	258,202	258,202	0	0	258,202	0		
1.3.046.08.040.02 - MCY.SWRC. CONTRACT: MACY'S-SEW	258,202	258,202	0	0	258,202	0		
51 - 821 HOWARD STREET	770,843	634,632	0	0	634,632	136,211		
1.3.051.01.080.03 - ODC.HWRD:ODCs - 821 HOWARD STR	696,753	601,520	0	0	601,520	95,233		
1.3.051.02.080.04 - ODC.HWRD:ODCs - TUNNEL CONTRACT 1252	10,000	1,056	0	0	1,056	8,944		
1.3.051.06.080.04 - ODC.HWRD:ODCs - STATION CONTRACT 1300	55,000	21,134	0	0	21,134	33,866		
1.3.051.06.080.04 - ODC.HWRD:W/MTA INST WTR SVC @ STS&YBM TRAILER	9,090	10,923	0	0	10,923	(1,833)		
55 - 651 BRANNAN	10,348	10,348	0	0	10,348	0		
1.3.055.01.080.03 - CM:ODCs - 651 BRANNAN STREET	10,348	10,348	0	0	10,348	0	59	
63 - CENTRAL SUBWAY PARTNERSHIP - AECOM-EPC JV CONTRACT 149	47,966,331	50,284,955	(584,001)	4,090,631	54,375,586	(6,409,254)		
1.3.063.01.080.03 - CM:PM:AECOM.CS149 OM-EPC JV CS149-PM	5,017,804	5,017,804	0	0	5,017,804	0	60	
1.3.063.01.080.04 - CM:AECOM.CS149OM-EPC JV CS-149 [3B]	1,969,213	1,969,213	0	0	1,969,213	(0)		
1.3.063.01.080.04 - CM:AECOM.CS149OM-EPC JV CS-149 [3E]	6,386,250	6,386,250	0	0	6,386,250	(0)		
1.3.063.01.080.03 - CM:AECOM.CS149OM-EPC JV CS-149 [3E][PM]	1,596,563	1,596,563	0	0	1,596,563	0		
1.3.063.01.080.04 - CM:AECOM.CS149OM-EPC JV CS-149 [3F]	4,101,466	4,101,466	0	0	4,101,466	(0)		
1.3.063.01.080.03 - CM:AECOM.CS149OM-EPC JV CS-149 [3F][PM]	1,025,366	1,025,366	0	0	1,025,366	0		
1.3.063.01.080.04 - CM:AECOM.CS149OM-EPC JV CS-149 [3G]	5,167,381	5,167,381	0	0	5,167,381	(0)		
1.3.063.01.080.03 - CM:AECOM.CS149OM-EPC JV CS-149 [3G][PM]	1,291,845	1,291,845	0	0	1,291,845	(0)		
1.3.063.01.080.04 - CM:AECOM.CS149OM-EPC JV CS-149 [3H]	4,380,849	4,380,849	0	0	4,380,849	(0)		
1.3.063.01.080.03 - CM:AECOM.CS149OM-EPC JV CS-149 [3H][PM]	1,095,212	1,095,212	0	0	1,095,212	(0)		
1.3.063.01.080.04 - CM:AECOM.CS149OM-EPC JV CS-149 [3i]	5,338,998	5,887,340	(717,830)	2,557,754	8,445,094	(3,106,096)		
1.3.063.01.080.03 - CM:AECOM.CS149OM-EPC JV CS-149 [3i][PM]	1,400,000	1,471,835	(179,457)	639,438	2,111,273	(711,273)		
1.3.063.01.080.04 - CM:AECOM.CS149OM-EPC JV CS-149 [9B]	11,042	11,042	0	0	11,042	0		
1.3.063.01.080.04 - CM:AECOM.CS149OM-EPC JV CS-149 [9D]	515,694	515,694	0	0	515,694	(0)		
1.3.063.01.080.04 - CM:AECOM.CS149OM-EPC JV CS-149 [9E]	523,943	523,943	0	0	523,943	0		
1.3.063.01.080.04 - CM:AECOM.CS149OM-EPC JV CS-149 [9F]	461,196	461,196	0	0	461,196	0		
1.3.063.01.080.04 - CM:AECOM.CS149OM-EPC JV CS-149 [9G]	501,912	501,912	0	0	501,912	0		
1.3.063.01.080.04 - CM:AECOM.CS149OM-EPC JV CS-149 [9H]	1,219,093	1,219,093	0	0	1,219,093	(0)		
1.3.063.01.080.04 - CM:AECOM.CS149OM-EPC JV CS-149 [9i]	1,010,961	2,081,006	313,286	893,438	2,974,444	(1,963,483)		
1.3.063.01.080.04 - FD:CM:EPC JV CS49-PM [123A]	489,930	5,579,945	0	0	5,579,945	(5,090,015)		
1.3.063.97.080.03 - AECOM.CS149 ALLOCAT CONTING	4,461,613					4,461,613		
64 - CN1300 JOB READINESS PROGRAM	1,060,000	956,145	0	0	956,145	103,855	61	
1.3.064.06.040.08 - CN1300 JOB READINESS PROGRAM	1,060,000	956,145	0	0	956,145	103,855		
67 - HILL INTERNATIONAL CONTRACT 156	11,000,000	2,910,922	33,605	0	2,910,922	8,089,078		
1.3.067.01.080.03 - HILL.CS156:HILL INTL. CS-156 [1336]	920,426	920,426	0	0	920,426	0		
1.3.067.01.080.03 - HILL.CS156:HILL INTL. CS-156 [1337]	533,148	533,148	0	0	533,148	0		
1.3.067.01.080.03 - HILL.CS156:HILL INTL. [1330]	127,261	127,261	0	0	127,261	0		
1.3.067.01.080.03 - HILL INTERNATIONAL CS156 AWP 2016 [68CPT5441340.CPT5441340]	8,852,240	883,631	0	0	883,631	7,968,609		
1.3.067.01.080.03 - HILL INTERNATIONAL CS156 AWP 2017 [68CPT5441346.CPT5441346]	566,925	446,457	33,605	0	446,457	120,468		
69 - BAYLAND SOIL PROCESS CONTRACT 175	500,000	255,144	0	0	255,144	244,856	62	

[A] Cost Account Description	BUDGET		ACTUAL COSTS				[G] VARIANCE (B - F)	COST REPORT NOTES
	[B] June 2019 Budget (YOE)	[C] PRIOR MONTH Total	[D] PRIOR MONTH Monthly	[E] CURRENT Monthly	[F] CURRENT Total			
1.3.069.06.040.01 - BAYLAND.CS175:BAYLAND SOIL PROCESS [133K]	500,000	255,144	0	0	255,144	244,856		
71 - TUNNEL/UTILITIES - CONTRACT # CONTRACT 155-1	2,158,846	2,098,874	0	0	2,098,874	59,972		
1.3.071.01.080.04 - CM: CS155.1 DESIGN SUPPORT DURING CM [1232]	0	(87,201)	0	0	(87,201)	87,201	63	
1.3.071.02.080.04 - CM: CS155.1 DESIGN SUPPORT DURING CM [1332]	2,158,846	2,186,076	0	0	2,186,076	(27,230)		
72 - STATIONS - CONTRACT # CONTRACT 155-2	9,612,416	16,788,692	158,682	596,514	17,385,206	(7,772,790)		
1.3.072.01.080.04 - CM: CS155.2 DESIGN SUPPORT DURING CM [1233]	51,351	55,375	343	429	55,804	(4,453)	64	
1.3.072.01.080.04 - CM: CS155.2 DESIGN SUPPORT DURING CM [1333]	9,561,065	16,733,317	158,338	596,085	17,329,402	(7,768,337)		
73 - SYSTEMS/INTEGRATION - CONTRACT 155-3	4,828,269	4,222,793	(7,318)	178,345	4,401,139	427,130		
1.3.073.01.080.04 - CM: CS155.3 DESIGN SUPPORT DURING CM [1236]	90,000	89,791	0	0	89,791	209		
1.3.073.01.080.04 - CM: CS155.3 DESIGN SUPPORT DURING CM [1334]	4,738,269	4,133,002	(7,318)	178,345	4,311,348	426,921		
81 - UTILITIES RELOCATION #1 (PORTAL & MOS) - CONTRACT 1250	11,968,150	11,968,150	0	0	11,968,150	0		
1.3.081.07.040.01 - UR1.CONTRACT 1250:SITWORK: DEMOLIT	167,458	167,458	0	0	167,458	0		
1.3.081.07.040.02 - UR1.CONTRACT 1250:SITWORK: UTILITI	10,099,341	10,099,341	0	0	10,099,341	0		
1.3.081.07.040.03 - UR1.CONTRACT 1250:SITWORK:HAZMAT	453,321	453,321	0	0	453,321	0		
1.3.081.07.040.08 - UR1.CONTRACT 1250:SITWORK:TEMPORAR	1,248,030	1,248,030	0	0	1,248,030	0		
82 - UTILITIES RELOCATION #2 (UMS) - CONTRACT 1251	20,669,081	20,669,081	0	0	20,669,081	(0)	65	
1.3.082.08.040.01 - UR2.CONTRACT 1251:SITWORK: DEMOLIT	752,240	752,240	0	0	752,240	0		
1.3.082.08.040.02 - UR2.CONTRACT 1251:SITWORK:UTILITI	10,202,543	10,202,543	0	0	10,202,543	(0)		
1.3.082.08.040.03 - UR2.CONTRACT 1251:SITWORK:HAZMAT	172,712	172,712	0	0	172,712	0		
1.3.082.08.040.05 - UR2.CONTRACT 1251:SITWORK:STRUCTU	2,706,431	2,706,431	0	0	2,706,431	0		
1.3.082.08.040.06 - UR2.CONTRACT 1251:SITWORK:PEDESTRA	319,317	319,317	0	0	319,317	0		
1.3.082.08.040.07 - UR2.CONTRACT 1251:SITWORK:AUTO/BUS	190,362	190,362	0	0	190,362	0		
1.3.082.08.040.08 - UR2.CONTRACT 1251:SITWORK:TEMP FAC	6,325,476	6,325,476	0	0	6,325,476	0		
GUIDEWAY TUNNELS TOTAL	233,511,253	233,511,253	0	0	233,511,253	0		
83 - GUIDEWAY TUNNELS - CONTRACT # 1252 BASE	233,584,015	233,584,015	0	0	233,584,015	0	66	
1.3.083.02.010.06 - CONTRACT 1252:GUIDEWAY:UNDERGRN'D CUT	60,446,425	60,446,425	0	0	60,446,425	0		
1.3.083.02.010.07 - CONTRACT 1252:GUIDEWAY:UNDERGROUND	105,423,090	105,423,090	0	0	105,423,090	0		
1.3.083.02.020.03 - CONTRACT 1252: STATIONS: UNDERGROUND	21,685,000	21,685,000	0	0	21,685,000	0		
1.3.083.02.040.01 - CONTRACT 1252:SITWORK:DEMO CLEARING	2,440,000	2,440,000	0	0	2,440,000	0		
1.3.083.02.040.02 - CONTRACT 1252:SITWORK:UTILITIES & RE	10,895,000	10,895,000	0	0	10,895,000	0		
1.3.083.02.040.03 - CONTRACT 1252:SITWORK:HAZMAT&MITIGAT	200,000	200,000	0	0	200,000	0		
1.3.083.02.040.04 - CONTRACT 1252:SITWORK:ENVIRON. MITIG	300,000	300,000	0	0	300,000	0		
1.3.083.02.040.06 - CONTRACT 1252:SITWORK:PED/BIKE ACCES	50,000	50,000	0	0	50,000	0		
1.3.083.02.040.07 - CONTRACT 1252:SITWORK:AUTO/BUS ACCES	1,345,000	1,345,000	0	0	1,345,000	0		
1.3.083.02.040.08 - CONTRACT 1252:SITWORK:TEMP FACILITIE	30,799,500	30,799,500	0	0	30,799,500	0		
83 - GUIDEWAY TUNNELS - CONTRACT # 1252 CMODs	(72,762)	(72,762)	0	0	(72,762)	0	67	
1.3.083.83.010.06 - CONTRACT 1252: CONTRACT MOD	112,251	112,251	0	0	112,251	0		
1.3.083.83.010.07 - CONTRACT 1252: CONTRACT MOD	1,810,094	1,810,094	0	0	1,810,094	0		
1.3.083.83.020.03 - CONTRACT 1252: CONTRACT MOD	1,004,156	1,004,156	0	0	1,004,156	0		
1.3.083.83.040.02 - CONTRACT 1252: CONTRACT MOD	1,035,588	1,035,588	0	0	1,035,588	(0)		
1.3.083.83.040.03 - CONTRACT 1252: CONTRACT MOD	453,475	453,475	0	0	453,475	0		
1.3.083.83.040.08 - CONTRACT 1252: CONTRACT MOD	(4,488,326)	(4,488,326)	0	0	(4,488,326)	0		
1.3.083.93.010.07 - CONTRACT 1252: TUNNEL ALLOC CONTING	0	0	0	0	0	0	68	
CONTRACT 1300 - STATIONS, TRACKWORK AND SYSTEMS TOTAL	861,639,691	711,731,295	8,378,816	7,351,618	719,082,913	142,556,778	69	

[A] Cost Account Description	BUDGET		ACTUAL COSTS			[G] VARIANCE (B - F)	COST REPORT NOTES
	[B] June 2019 Budget (YOE)	[C] PRIOR MONTH Total	[D] PRIOR MONTH Monthly	[E] CURRENT Monthly	[F] CURRENT Total		
84 - UNION SQUARE/MARKET STREET STATION (UMS) - WORK PACKAGE 1253	294,030,590	264,011,524	2,947,212	410,087	264,421,611	29,608,979	21
1.3.084.03.020.03 - UMS.1253: UNDERGROUND STATION	253,081,452	229,879,359	2,710,042	299,186	230,178,545	22,902,907	
1.3.084.03.020.07 - UMS.1253: ELEVATORS ESCALATOR	9,465,694	6,531,866	160,062	70,563	6,602,429	2,863,265	
1.3.084.03.040.01 - UMS.1253: DEMOLITION CLEARING	6,071,588	6,071,588	0	0	6,071,588	0	
1.3.084.03.040.02 - UMS.1253: SITE UTILITIES UTIL	4,360,395	3,913,988	0	0	3,913,988	446,407	
1.3.084.03.040.03 - UMS.1253: HAZARDOUS MATERIALS	550,000	427,061	0	22,750	449,811	100,189	
1.3.084.03.040.04 - UMS.1253: ENVIRONMENTAL MITIGA	244,500	244,500	0	0	244,500	0	
1.3.084.03.040.06 - UMS.1253: PEDESTRIAN/BIKE	18,969	16,501	0	0	16,501	2,468	
1.3.084.03.040.07 - UMS.1253: AUTOMOBILE BUS ACCE	1,158,410	898,634	0	0	898,634	259,776	
1.3.084.03.040.08 - UMS.1253: TEMPORARY FACILITIES	11,139,701	10,194,061	(25,819)	15,588	10,209,649	930,052	
1.3.084.03.050.02 - UMS.1253: TRAFFIC SIGNALS AND	4,773,076	4,773,076	0	0	4,773,076	0	
1.3.084.03.050.03 - UMS.1253: TRACTION POWER SUPPL	1,815,534	768,534	89,127	0	768,534	1,047,000	
1.3.084.03.050.04 - UMS.1253: TRACTION POWER DISTR	216,957	67,178	0	0	67,178	149,779	
1.3.084.03.050.05 - UMS.1253: COMMUNICATIONS	1,134,314	225,178	13,800	2,000	227,178	907,136	
84 - UNION SQUARE/MARKET STREET STATION (UMS) CMODs	7,052,370	6,116,394	337,401	0	6,116,394	935,976	
1.3.084.84.020.03 - CMOD:UMS.1253: UNDERGROUND STATION	1,832,330	1,809,040	0	0	1,809,040	23,290	
1.3.084.84.020.07 - CMOD:UMS.1253: ELEVATORS, ESCALATORS	490,000	490,000	0	0	490,000	0	
1.3.084.84.040.01 - CMOD:UMS.1253: DEMOLITION CLEARING	944,987	944,987	0	0	944,987	0	
1.3.084.84.040.02 - CMOD:UMS.1253: SITE UTILITIES UTIL	2,578,071	1,887,152	337,401	0	1,887,152	690,919	
1.3.084.84.040.03 - CMOD:UMS.1253: HAZARDOUS MATERIALS	349,730	127,964	0	0	127,964	221,766	
1.3.084.84.040.08 - CMOD:UMS.1253: TEMPORARY FACILITIES	809,103	809,102	0	0	809,102	1	
1.3.084.84.050.05 - CMOD:UMS.1253: COMMUNICATIONS	48,149	48,149	0	0	48,149	0	
1.3.084.94.020.03 - UMS.1253: AC: ALLOC CONTING	12,947,630	0	0	0	0	12,947,630	41
85 - CHINATOWN STATION (CTS) - WORK PACKAGE 1254	247,567,810	202,085,567	2,308,141	2,981,762	205,067,329	42,500,481	
1.3.085.04.010.07 - CTS.1254: GUIDEWAY: UNDERGROUND TUNNEL	76,417,579	76,417,579	0	0	76,417,579	0	
1.3.085.04.020.03 - CTS.1254: UNDERGROUND STATION	133,001,053	95,882,328	2,304,968	2,169,563	98,051,891	34,949,162	
1.3.085.04.020.07 - CTS.1254: ELEVATORS ESCALATOR	6,812,856	2,183,383	21,570	645,872	2,829,255	3,983,601	
1.3.085.04.040.01 - CTS.1254: DEMOLITION CLEARING	400,000	400,000	0	0	400,000	0	
1.3.085.04.040.02 - CTS.1254: SITE UTILITIES UTIL	6,001,718	5,018,581	0	82,753	5,101,334	900,384	
1.3.085.04.040.03 - CTS.1254: HAZARDOUS MATERIALS	350,000	290,998	(56,502)	0	290,998	59,002	
1.3.085.04.040.04 - CTS.1254: ENVIRONMENTAL MITIGA	325,665	206,064	0	0	206,064	119,601	
1.3.085.04.040.06 - CTS.1254: PEDESTRIAN/BIKE	15,000	0	0	0	0	15,000	
1.3.085.04.040.07 - CTS.1254: AUTOMOBILE BUS ACCE	225,677	29,500	0	0	29,500	196,177	
1.3.085.04.040.08 - CTS.1254: TEMPORARY FACILITIES	16,571,322	16,561,477	(9,845)	0	16,561,477	9,845	
1.3.085.04.050.02 - CTS.1254: TRAFFIC SIGNALS AND	1,599,593	1,518,455	0	0	1,518,455	81,138	
1.3.085.04.050.03 - CTS.1254: TRACTION POWER SUPPL	4,063,927	3,107,327	43,150	0	3,107,327	956,600	
1.3.085.04.050.04 - CTS.1254: TRACTION POWER DISTRIBUTION	124,481	81,940	0	0	81,940	42,541	
1.3.085.04.050.05 - CTS.1254: COMMUNICATIONS	1,658,938	387,934	4,800	83,574	471,508	1,187,430	
85 - CHINATOWN STATION (CTS) CMODs	11,599,633	11,017,535	25,026	0	11,017,535	582,099	71
1.3.085.85.020.03 - CMOD:CTS.1254: UNDERGROUND STATION	1,201,478	1,126,478	0	0	1,126,478	75,000	
1.3.085.85.040.01 - CMOD:CTS.1254: POWER POLE	155,956	148,212	0	0	148,212	7,744	
1.3.085.85.040.02 - CMOD:CTS.1254: SITE UTILITIES UTIL	4,022,598	3,996,251	25,026	0	3,996,251	26,347	
1.3.085.85.040.03 - CMOD:CTS.1254: HAZARDOUS MATERIALS	3,895,399	3,895,396	0	0	3,895,396	3	
1.3.085.85.040.08 - CMOD:CTS.1254: TEMPORARY FACILITIES	2,324,202	1,851,198	0	0	1,851,198	473,004	

[A] Cost Account Description	BUDGET	ACTUAL COSTS				[G] VARIANCE (B - F)	COST REPORT NOTES
	[B] June 2019 Budget (YOE)	[C] PRIOR MONTH Total	[D] PRIOR MONTH Monthly	[E] CURRENT Monthly	[F] CURRENT Total		
1.3.085.95.020.03 - CTS.1254: AC: ALLOC CONTING	(1,599,633)	0	0	0	0	(1,599,633)	72
86 - YERBA BUENA MOSCONE STATION (YBM) - WORK PACKAGE 1255	158,089,000	138,969,669	672,424	1,949,019	140,918,688	17,170,312	
1.3.086.05.020.03 - YBM.1255: UNDERGROUND STATION	118,405,840	106,094,891	693,631	945,668	107,040,559	11,365,281	
1.3.086.05.020.07 - YBM.1255: ELEVATORS ESCALATOR	5,333,287	3,944,536	0	0	3,944,536	1,388,751	
1.3.086.05.040.01 - YBM.1255: DEMOLITION CLEARING	657,000	657,000	0	0	657,000	0	
1.3.086.05.040.02 - YBM.1255: SITE UTILITIES UTIL	7,163,278	7,154,151	0	0	7,154,151	9,127	
1.3.086.05.040.03 - YBM.1255: HAZARDOUS MATERIALS	2,629,439	2,451,257	(7,491)	0	2,451,257	178,182	73
1.3.086.05.040.04 - YBM.1255: ENVIRONMENTAL MITIGA	100,000	60,321	0	0	60,321	39,679	
1.3.086.05.040.06 - YBM.1255: PEDESTRIAN/BIKE	16,665	1	0	0	1	16,664	
1.3.086.05.040.07 - YBM.1255: AUTOMOBILE BUS ACCE	1,542,725	1,480,613	0	0	1,480,613	62,112	
1.3.086.05.040.08 - YBM.1255: TEMPORARY FACILITIES	15,564,753	12,993,267	(53,716)	0	12,993,267	2,571,486	
1.3.086.05.050.02 - YBM.1255: TRAFFIC SIGNALS AND	1,726,492	1,723,992	0	0	1,723,992	2,500	
1.3.086.05.050.03 - YBM.1255: TRACTION POWER SUPPL	3,708,425	1,692,550	40,000	903,424	2,595,974	1,112,451	
1.3.086.05.050.05 - YBM.1255: COMMUNICATIONS	1,241,096	717,090	0	99,927	817,017	424,079	
86 - YERBA BUENA MOSCONE STATION (YBM) CMODs	2,676,905	1,727,404	203,104	104,076	1,831,480	845,425	
1.3.086.86.020.03 - CMOD:YBM.1255: UNDERGROUND STATION	(1,324,968)	(1,324,968)	0	0	(1,324,968)	0	
1.3.086.86.020.07 - CMOD:YBM.1255: ELEVATORS ESCALATOR	210,055	99,028	99,028	0	99,028	111,027	
1.3.086.86.040.01 - CMOD:YBM.1255: DEMOLITION CLEARING	266,386	259,386	0	0	259,386	7,000	73
1.3.086.86.040.02 - CMOD:YBM.1255: SITE UTILITIES UTIL	3,148,666	2,342,316	104,076	104,076	2,446,392	702,274	
1.3.086.86.040.03 - CMOD:YBM.1255: HAZARDOUS MATERIALS	150,828	150,828	0	0	150,828	0	
1.3.086.86.040.04 - CMOD:YBM.1255: ENVIRONMENTAL MITIGA	102,734	102,734	0	0	102,734	0	
1.3.086.86.040.06 - CMOD:YBM.1255: PEDESTRIAN/BIKE	35,489	10,365	0	0	10,365	25,124	
1.3.086.86.040.08 - CMOD:YBM.1255: TEMPORARY FACILITIES	87,715	87,715	0	0	87,715	0	
1.3.086.96.020.03 - YBM.1255: AC: ALLOC CONTING	2,323,096	0	0	0	0	2,323,096	74
87 - SURFACE TRACKWORK AND SYSTEMS -WORK PACKAGE 1256	139,989,000	84,972,420	1,791,139	1,906,674	86,879,094	53,109,906	
1.3.087.09.010.02 - STS.1256: GUIDEWAY: AT-GRADE SEMI-EXCLUSIVE (ALLOWS CROSS	2,860,000	2,266,500	110,000	392,250	2,658,750	201,250	
1.3.087.09.010.06 - STS.1256: GUIDEWAY: UNDERGROUND CUT & CVR	9,257,731	4,722,704	150,000	481,544	5,204,248	4,053,483	
1.3.087.09.010.07 - STS.1256: GUIDEWAY: UNDERGROUN	16,723,552	13,874,377	808,614	84,500	13,958,877	2,764,675	
1.3.087.09.010.09 - STS.1256: TRACK DIRECT FIXATION	6,761,089	6,087,796	75,000	324,612	6,412,408	348,682	
1.3.087.09.010.12 - STS.1256: TRACK: SPECIAL	4,449,637	4,449,637	0	0	4,449,637	0	
1.3.087.09.020.01 - STS.1256: AT-GRADE STATION	7,602,857	3,642,341	(5,000)	257,525	3,899,866	3,702,991	
1.3.087.09.040.02 - STS.1256: SITE UTILITIES, UTILITY RELOCA	17,464,046	14,655,379	0	0	14,655,379	2,808,667	
1.3.087.09.040.03 - STS.1256: HAZARDOUS MATERIALS	200,000	163,004	0	0	163,004	36,996	73
1.3.087.09.040.04 - STS.1256: ENVIRONMENTAL MITIGATION	50,000	49,000	0	0	49,000	1,000	73
1.3.087.09.040.07 - STS.1256: AUTOMOBILE BUS ACCE	2,116,925	2,031,924	10,000	0	2,031,924	85,001	
1.3.087.09.040.08 - STS.1256: TEMPORARY FACILITIES	13,896,832	11,948,254	0	5,200	11,953,454	1,943,377	
1.3.087.09.050.01 - STS.1256: TRAIN CONTROL AND SIGNALS	27,543,451	7,575,753	6,620	0	7,575,753	19,967,698	
1.3.087.09.050.02 - STS.1256: TRAFFIC SIGNALS AND	4,463,368	3,643,759	2,538	0	3,643,759	819,609	
1.3.087.09.050.03 - STS.1256: TRACTION POWER SUPPL	9,889,014	5,911,962	107,703	159,080	6,071,042	3,817,972	
1.3.087.09.050.04 - STS.1256: TRACTION POWER DISTRIBUTION	6,099,675	1,925,554	83,124	65,688	1,991,242	4,108,433	
1.3.087.09.050.05 - STS.1256: COMMUNICATIONS	7,996,237	1,258,595	16,080	92,275	1,350,870	6,645,367	
1.3.087.09.050.07 - STS.1256: CENTRAL CONTROL	2,614,586	765,881	426,460	44,000	809,881	1,804,705	
87 - SURFACE TRACKWORK AND SYSTEMS (STS) CMODs	(14,581,253)	2,830,782	94,369	0	2,830,782	(17,412,035)	
1.3.087.89.040.02 - CMOD:STS.1256: SITE UTILITIES, UTILITY RELOCA	1,482,322	1,328,566	103,369	0	1,328,566	153,756	

[A] Cost Account Description	BUDGET		ACTUAL COSTS				[G] VARIANCE (B - F)	COST REPORT NOTES
	[B] June 2019 Budget (YOE)	[C] PRIOR MONTH Total	[D] PRIOR MONTH Monthly	[E] CURRENT Monthly	[F] CURRENT Total			
1.3.087.89.040.03 - CMOD:STS.1256: HAZARDOUS MATERIALS	18,221	18,219	0	0	18,219	2		
1.3.087.89.040.08 - CMOD:STS.1256: TEMPORARY FACILITIES	1,053,547	864,997	(9,000)	0	864,997	188,550		
1.3.087.89.050.01 - CMOD:STS.1256: TRAIN CONTROL	(17,776,769)	0	0	0	0	(17,776,769)		
1.3.087.89.050.02 - CMOD:STS.1256: TRAFFIC SIGNALS AND	242,427	220,000	0	0	220,000	22,427		
1.3.087.99.020.01 - STS.1256: AC: ALLOC CONTING	1,544,543	0	0	0	0	1,544,543	75	
88 - STATIONS CONTRACT 1300	2,263,498	53,116	9,221	373,196	426,311	1,837,187		
1.3.088.06.080.04 - CN1300 CONSTRUCTION TRAILER [68CPT5441316.CPT5441316]	80,000	0	0	0	0	80,000		
1.3.088.06.080.04 - DT-CN1300 COMMUNICATIONS INSTALL [68CPT5441317.CPT5441317]	1,430,594	18,515	0	325,263	343,778	1,086,816		
1.3.088.06.080.04 - MTA Communications - Business Liaison to support CN1300 CON[68CPT5441319]	420,000	34,601	9,221	47,932	82,533	337,467		
1.3.088.06.080.04 - IT-CN1300 Installation [68CPT5441319.CPT5441319]	332,904	0	0	0	0	332,904		
141 - CONSTRUCTION ADMINISTRATION	2,956,812	0	0	0	0	2,956,812		
1.3.141.97.080.04 - CONSTR.ADMIN:ALLOC CONTING	2,956,812	0	0	0	0	2,956,812		
142 - LEGAL/PERMITS	2,014,204	0	0	0	0	2,014,204		
1.3.142.01.080.06 - LGL.PRMTSF:LEGAL; PERMITS	2,014,204	0	0	0	0	2,014,204		
144 - STARTUP	8,300,329	0	0	0	0	8,300,329		
1.3.144.01.080.08 - STRT: STARTUP	6,941,907	0	0	0	0	6,941,907		
1.3.144.97.080.08 - STRTA: AC STARTUP ALLOC CONTIN	1,358,422	0	0	0	0	1,358,422		
151 - TEMPORARY LICENSE AGREEMENT	17,000	0	0	0	0	17,000		
1.3.151.01.080.06 - TEMP.LICPORARY LICENSE AGREEME	17,000	0	0	0	0	17,000		
170 - COMMUNICATIONS CONNECTIONS	5,757,629	0	0	0	0	5,757,629		
1.3.170.01.050.04 - COMM.CONNN:COMMUNICATION CONN	5,757,629	0	0	0	0	5,757,629		
181 - AON RISK INSURANCE CS 163	25,119,436	25,119,206	0	0	25,119,206	230		
1.3.181.01.040.08 - AON.CS163 AON RISK INS.	25,094,436	25,094,206	0	0	25,094,206	230		
1.3.181.01.080.03 - AON.CS171 AON RISK INS. STUDY	25,000	25,000	0	0	25,000	0		
191 - FARE COLLECTION CONTRACTOR	5,400,000	152,852	0	0	152,852	5,247,148		
1.3.191.01.050.06 - FARE.CONSL:FARE COLLECTION	5,400,000	152,852	0	0	152,852	5,247,148		
192 - THALES T&S CENTRAL CONTROL	18,524,681	50,000	0	0	50,000	18,036,709		
1.3.192.01.050.01 - THALES T&S ATCS	487,972	50,000	0	0	50,000	437,972		
1.3.192.01.050.01 - ATCS Tutor STS	18,036,709	0	0	0	0	18,036,709		
202 - JOC2-022.0	63,938	0	0	0	0	63,938		
1.3.202.01.040.02 - JOC2-022:15&22 POTHOLING UTILI LGHT FNDS	63,938	0	0	0	0	63,938		
203 - JOC2-029.0	53,317	0	0	0	0	53,317		
1.3.203.07.040.02 - JOC0292-029: RELOCATE VAULTS-S	53,317	0	0	0	0	53,317		
302 - PG&E	1,988,173	3,863,795	0	0	3,863,795	(1,875,622)		
1.3.302.03.050.03 - PGE PERMANENT POWER UMS	(2,350,000)	0	0	0	0	(2,350,000)		
1.3.302.03.050.03 - PGE POWER FEED UMS	2,959,826	1,294,573	0	0	1,294,573	1,665,253		
1.3.302.04.050.03 - PGE PERMANENT POWER CTS	(2,350,000)	0	0	0	0	(2,350,000)		
1.3.302.04.050.03 - PGE POWER FEED CTS	2,959,826	0	0	0	0	2,959,826		
1.3.302.05.050.03 - PGE PERMANENT POWER YBM	(2,368,540)	0	0	0	0	(2,368,540)		
1.3.302.05.050.03 - PGE POWER FEED YBM	3,125,222	2,569,222	0	0	2,569,222	556,000		
1.3.302.09.050.03 - PGE POWER FEED STS	11,839	0	0	0	0	11,839		
331 - BAY AREA RAPID TRANSIT (BART)	951,356	471,063	0	0	471,063	480,293		
1.3.331.01.080.04 - CM:SFMTA LABOR-ENG SVCS-IRP/BART/SF	50,000	33,152	0	0	33,152	16,848		

[A] Cost Account Description	BUDGET		ACTUAL COSTS				[G] VARIANCE (B - F)	COST REPORT NOTES
	[B] June 2019 Budget (YOE)	[C] PRIOR MONTH Total	[D] PRIOR MONTH Monthly	[E] CURRENT Monthly	[F] CURRENT Total			
1.3.331.01.080.06 - CM: BAY AREA RAPID TRANSIT (BART) [122A]	901,356	437,911	0	0	437,911	463,445		
333 - AMERICAN PUBLIC TRANSP. ASSOCIATION (APTA) CS-APTA	146,500	62,112	0	0	62,112	84,388		
1.3.333.01.080.03 - APTA:APTA - IRP [2G]	46,500	31,054	0	0	31,054	15,446		
1.3.333.01.080.03 - APTA:APTA - IRP [2C]	100,000	31,058	0	0	31,058	68,942		
334 - BART FARE COLLECTION SYSTEM	700,000	475,136	0	0	475,136	224,864		
1.3.334.01.050.06 - BART:BART FARE COLLECTION EQP	700,000	475,136	0	0	475,136	224,864		
401 - ECONOMIC AND WORKFORCE DEVELOPMENT (EWD)	17,600	17,600	0	0	17,600	0		
1.3.401.01.080.04 - EWD: MAYORS OFFICE ECON DEV	17,600	17,600	0	0	17,600	0		
402 - DEPARTMENT OF TECHNOLOGY	242,371	250,534	0	0	250,534	(8,163)		
1.3.402.07.050.04 - DT:1UTL:COMM. CONNECTIONS	166,756	179,179	0	0	179,179	(12,423)		
1.3.402.08.050.04 - DT:2UTL:COMM.CONNECTIONS	75,615	71,354	0	0	71,354	4,261		
404 - DEPARTMENT OF BUILDING INSPECTION (DBI)	1,204,081	1,204,081	0	0	1,204,081	0		
1.3.404.01.080.06 - DPT OF BUILDING INSPECTION	1,204,081	1,204,081	0	0	1,204,081	0		
491 - FORM B - REIMBURSEMENT	(12,227,954)	0	0	0	0	(12,227,954)		
1.3.491.02.040.02 - FORMB - CONTRACT 1252 UTILITY REIMBUR	(254,050)	0			0	(254,050)	76	
1.3.491.03.040.02 - FORMB - UMS:CONTRACT 1300 UTILITY REIMBURSEMENT	(528,370)	0			0	(528,370)	77	
1.3.491.04.040.02 - FORMB - CTS:CONTRACT 1300 UTILITY REIMBURSEMENT	(451,703)	0			0	(451,703)	78	
1.3.491.05.040.02 - FORMB - YBM:CONTRACT 1300 UTILITY REIMBURSEMENT	(100,000)	0			0	(100,000)	79	
1.3.491.06.040.02 - FORMB - CONTRACT 1300 UTILITY REIMBUR	0	0			0	0	80	
1.3.491.07.040.02 - FORMB - CONTRACT 1250 UTILITY REIMBUR	(2,275,419)	0			0	(2,275,419)	81	
1.3.491.08.040.02 - FORMB - CONTRACT 1251 UTILITY REIMBUR	(7,618,412)	0			0	(7,618,412)	82	
1.3.491.09.040.02 - FORMB - STS:CONTRACT 1300 UTILITY REIMBURSEMENT	(1,000,000)	0			0	(1,000,000)	83	
TOTAL CONSTRUCTION PHASE	1,356,016,914	1,147,332,464	8,566,794	13,912,487	1,161,244,951	193,081,484		
1.4.091.01.070.01 - LRVS: LIGHT RAIL VEHICLES RFP [34B]	1,324,123	1,319,773	0	0	1,319,773	4,350		
1.4.091.01.070.01 - LRVS: LIGHT RAIL VEHICLES PROJECT MGT [68E]	828,009	828,009	0	0	828,009	0		
1.4.091.01.070.01 - LRVS: LRV PROCUREMENT ODC	25,000	0	0	0	0	25,000		
1.4.091.01.070.01 - LRVS: LRV PROCUREMENT	14,622,868	9,781,465	0	0	9,781,465	4,841,403		
1.4.091.97.070.01 - LRVA:AC: VEHICLES ALLOC CONTI	0	0			0	0	26	
TOTAL VEHICLES	16,800,000	11,929,247	0	0	11,929,247	4,870,753		
1.5.015.01.060.01 - RE: EASEMENT ACQUISIT	400,000	322,939	0	0	322,939	77,061		
1.5.015.01.060.01 - RE: REAL EST SITE ACQ	15,955,138	14,224,616	0	0	14,224,616	1,730,522		
1.5.015.01.060.01 - RE: REAL ESTATE	766,272	766,272	0	0	766,272	0		
1.5.015.01.060.01 - RE: REC & PARK MOU	6,987,624	6,987,624	0	0	6,987,624	0		
1.5.015.01.060.01 - RE:-DEPT OF TRANSPOR	2,686,000	2,686,000	0	0	2,686,000	0		
1.5.015.01.060.01 - RE:-LICENSES FEES	400,000	381,311	0	0	381,311	18,689		
1.5.023.01.060.01 - ATTY:REAL ES	2,764,872	2,764,872	0	0	2,764,872	0		
1.5.101.01.060.02 - RES.RELO: RELOCATION COST	1,275,200	1,289,701	0	0	1,289,701	(14,501)		
1.5.102.01.060.02 - COMM.RELO-RELOC COMMERCIAL	905,311	1,119,729	0	0	1,119,729	(214,418)		
TOTAL ROW, LAND, EXISTING IMPROVEMENTS	32,140,418	30,543,065	0	0	30,543,065	1,597,353		
90 - CONTINGENCY	46,321,337	0	0	0	0	46,321,337		
1.7.500.91.090.00 - UNALLOCATED CONTINGENCY	11,724,619					11,724,619	84	
TOTAL ALLOCATED CONTINGENCY	34,596,718					34,596,718		

[A] Cost Account Description	BUDGET	ACTUAL COSTS				[G] VARIANCE (B - F)	COST REPORT NOTES
	[B] June 2019 Budget (YOE)	[C] PRIOR MONTH Total	[D] PRIOR MONTH Monthly	[E] CURRENT Monthly	[F] CURRENT Total		
TOTAL PROJECT COST	1,578,300,000	1,350,297,788	8,566,794	13,912,487	1,364,210,275	212,399,244	

Connecting people. Connecting communities.

7.1 Program Project Budget	
1	The Central Subway Project (CSP) (SFMTA Capital Program CPT 544) is defined in the FTA-SFMTA October 2012 Full Funding Grant Agreement with a budget of \$1.578 billion.
2	The TBM Retrieval Shaft Relocation (SFMTA Capital Program CPT 690) is one of four capital projects that is related to CSP. These projects are reported for background information as needed outside of the main body of the Project Monthly Progress Report.
3	The Chinatown Plaza (CPT 718) is for Chinatown Station enhancement capital project. The project has funding outside of the Central Subway Project. The construction is carried out in Contract 1300 Contract Modifications.
4	CPT 665 is a Real Estate project to relocation in compliance with California regulations for business relocations but outside of the Central Subway Project as defined by the FTA FFGA.
5	CPT 705 is an SFMTA capital improvement between the Agency and community stakeholders outside of the Central Subway Project.
6	Utility company reimbursements (Form B) result in funds received for work carried out on behalf of utilities concurrent to CSP work to achieve efficiencies.
7	PG&E Power Feed reimbursement funds are the refunds from PG&E when completion of Stations construction and switch to permanent power.
8	BART Elevator funds are reimbursements for work carried out on behalf of BART to install BART Powell Street Station elevator.
9	The Tutor Perini - CAD Files funds are the result of payments by the contractor for project documentation not included in the contract.
10	SFPUC Sewer Main funds are reimbursements for work carried out on behalf of San Francisco PUC (includes 10% construction contingency).
11	Traffic Effectiveness Project funded Contract Modification #40 for Culvert, Street & Sidewalk Restoration in North Beach are reimbursements for work carried out in Contract 1252 on behalf of SFMTA SSD.
12	SFPUC 24" Water Main funds are reimbursements for work carried out in Contract 1252 Contract Modification #41 on behalf of San Francisco PUC (includes construction management cost).
13	SFPUC North Beach 24" Water Main Additional Work funds are reimbursements for work carried out in Contract 1252 Contract Modification #48 on behalf of San Francisco PUC (includes construction management cost).
14	CN1300 Contract Modification #6 is funded by Chinatown Plaza (CPT 718) project.
15	Traffic Effectiveness Project funded Contract Modification #51 for support for North Beach Restoration, OCS and Streetlighting which are reimbursements for work carried out in Contract 1252.
16	Public Works' funds are for reimbursements for work carried out on behalf of Public Works MOU for Water Line above YBM Station.
17	SFWD funded Contract Modification #60 for 8' water line at the intersection of Fourth and Jessie Street which are reimbursements for work carried out in Contract 1252.

7.4 Contingency Management Trend Report	
18	In Oct 2014 Report, updated Contract 1250 contract cost to segregate contract amount and contract modification amount. Note that September 2013 Supplemental Authorized Contingency "column f" did not include completed contract.
19	In Oct 2014 Report, updated Contract 1251 contract cost to segregate contract amount and contract modification amount. Note that September 2013 Supplemental Authorized Contingency "column f" did not include completed contract.
20	Contract 1252 Original Contract Value "column a" and Original Contingency "column f" did not match September 2013 Supplemental due to Supplemental were used the revised value to reflect Contract Modifications #3-#18. Reduced Contract 1252 contingency to reflect CMod #20 for retrieval shaft relocation cost \$5.15M funded by CPT690, CMod #40 for Culvert, Street & Sidewalk Restoration cost \$694,651 funded by Traffic Effectiveness Project (TEP), and CMod #41 for install 24" Water Main in North Beach cost \$328,860 funded by SFPUC. In August 2015 report, release \$15M CN1252 Tunnel assigned contingency to program unallocated contingency. In March 2106 report, reduced Contract 1252 contingency by \$377,435 cost to reflect certification of five CMODS. CMod#49, #52 and #53 total \$221,967 are funded by CPS. CMod#51 Support for North Beach Restoration, OCS and Streetlighting cost of \$155,468 is being funded by TEP. Released \$155,468 CN1252 allocated contingency to program's unallocated contingency. In May 2016 report, reduced Contract 1252 contingency by \$185,913 cost to reflect certification of two CMODS. In July 2016 report, increased Contract 1252 contingency by \$15,259 cost to reflect certification of one CMOD. In October 2016 report, increased Contract 1252 contingency by \$319,658 to reflect certification of three credit CMODS. In March 2018 report, increased Contract 1252 contingency by \$131,715 cost to reflect certification of two CMODS.
21	BART Elevator scope and SFPUC Sewer Main scope is in Contract 1300; effort will be funded by BART. In January 2015 Report, corrected Station Contract value to match awarded amount. In March 2019, \$18,036,709 was taken out of original contract of \$879,676,400 due to ATCS no longer being done by Tutor hence new revised budget of \$861,639,691.
22	In March 2016 Report, lowered Contract 1300 Stations CTS contingency by \$75,000 because Contract Modification #6 was funded by Project CPT718. In Nov 2016 report, reversed moving contingency.
23	In December 2017 Report, \$1,060,000 Job Readiness Budget is shown as an approved change in Column "b". In March 2019 report, \$18,036,709 taken out of Tutor contract (STS package) and put into unallocated contingency. We then used the same amount from unallocated contingency, \$18,036,709 and moved to its own line for the ATCS (advanced train control system) contract. As of March 2019, Tutor has not given us credit for the \$18,036,709 that is still sitting on the STS AL-14 bid item. That bid item should not be \$25M but instead be \$7,054,078 to reflect amount we have previously paid out. We will continue to monitor the STS-AL bid item to make sure Tutor corrects the amount.
24	In December 2017 Report, there is a change in Column "f" and Column "h" to reflect reporting to include CN1250 and CN1251. Prior to this, Column "f" and Column "h" reporting excluded CN1250 and CN1251.
25	In April 2015 report, real estate budget stated in RAMP Rev5 is \$36.7M, including \$1M contingency. The cost workbook ROW & contingency budget reflects this with \$36,511,799 and \$1,000,000 respectively. Revised cost book ROW budget & contingency to be \$37,511,799. The \$4,265,478 Caltrans lease savings is allocated to ROW allocated contingency. In February 2017, released \$5,265,478 from completed phase Real Estate assigned contingency to program unallocated contingency.

Connecting people. Connecting communities.

26	In Dec 2014 Report, redistributed LRV budget to reflect recent firm bid cost per vehicle (\$3,327,250/unit) from vehicle procurement contract award. (SFMTA Board meeting 15JUL14, calendar item #11). Vehicle line item total budget remains unchanged, redistributed fund by reducing base amount to \$13,309,000, column "c" and increased allocated contingency column "h", by same amount. In Dec 2018 Report, increased LRV budget by \$3,491,000 to reflect final costs of vehicles (\$4,200,000/unit) for vehicle procure contract to \$16,800,000. Reduced LRV contract and transferred the \$9,585,653 from LRV contingency to unprogrammed contingency.
26a	In July 2018 Report, increased SCC 80 Professional Services category budget by \$2,263,498 due to additional costs related to CN1300 stations; cost was transferred from program unallocated contingency.
27	In Oct 2014 Report, made two corrections: i) revised Professional Services, Original Contract Value "column a" from \$310,518,041 to \$310,618,041, ii) revised Original Cogency. "column f" unallocated contingency from \$3,883,481 to \$3,845,945. In April 2015 report, used \$500K program contingency for CS-175 Bayland Soil Process contract. In August 2015 Report, added \$15M from Contract 1252. In March 2016 Report, the \$155,468 costs funded by other project offset credits added to program's unallocated contingency. In August 2016 Report, used \$15M to UMS contingency and \$5M to CTS contingency. In February 2017, increased \$5,265,478 from real estate contingency to program unallocated contingency and used \$1M for CN1300 Job Readiness Program contract. In July 2018 report, used \$2,263,498 to increase SCC 80 Professional Services category regarding matters related to stations from program unallocated contingency.
28	The total Central Subway Project budget of \$1.578 billion, based on the October 2012 FFGA with the FTA, is the primary MPR report reference.
29	Estimate at Completion is shown at Column "e".
30	Estimate at Completion vs. Budget variance is shown at Column "k".
7.5 Contract Modification/Trend Log - Contract 1300 Stations	
31	Reported all trend cost for Contractor Change Order Requests and Proposed Contract Change and applied probability to forecasted trends. In April 2016 Report, reviewed probability formula and adjusted cost. In May 2017, updated probability formula and adjusted cost.
7.6 Budget Revisions: Report Sorted by Construction Packages	
32	In Dec 2014 Report, reduced CN1252 allocated contingency by \$28K to execute Contract Modification #46, see Report 7.5 Detail Contingency Usage Report. In August 2015 report, release \$15M CN1252 Tunnel assigned contingency to program unallocated contingency. In March 2016 report, five contract modifications certified totaling \$377,435 of which \$155,468 is using another source of funding. Released \$155,648 from CN1252 Tunnel assigned contingency to program unallocated contingency. In May 2016 Report, reduced CN1252 allocated contingency by \$186K to execute Contract Modification #54 and #55, see Report 7.5 Detail Contingency Usage Report. In October 2016 Report, increased CN1252 allocated contingency by \$319,658 to execute three contract modifications (#57, #58 and #59), see Report 7.5 Detail Contingency Usage Report. In March 2018 Report, increased CN1252 allocated contingency by \$131,715 to execute two contract modifications (#61 and #62), see Report 7.5 Detail Contingency Usage Report. In December 2018 Report, released CN1252 allocated contingency of \$966,431 to program unallocated contingency.
33	In February 2017 report, initiated budget from program unallocated contingencies for CN1300 Job Readiness Program. CN1300 Job Readiness Program budget was part of CN1300 base value, a deduction contract modification will lower CN1300 contract value.

Connecting people. Connecting communities.

34	In April 2015, initiated budget from program unallocated contingencies for CS-175 Bayland Soil Process contract, refer to Note 20.
34a	In March 2019, initiated transfer due to budget being withdrawn from Tutor contract (STS package) to fund the Advanced Train Control System contract amount of \$18,036,709.
34b	In December 2018, initiated budget from program unallocated contingencies for AON Risk Insurance, refer to Note 20.
35	In February 2017, released completed phase real estate assigned contingency \$5,265,478 to program unallocated contingency.
36	In Dec 2014 Report, redistributed LRV budget to reflect recent firm bid cost per vehicle (\$3,327,250/unit) from vehicle procurement contract award. (SFMTA Board meeting 15JUL14, calendar item #11). Vehicle line item total budget remains unchanged, redistributed fund by reducing base amount to \$13,309,000 and increased allocated contingency by same amount. In December 2018 Report, adjusted budget from \$13,309,000 to \$16,800,000 from allocated contingency. Took the remaining allocated contingency of \$9,585,653 and moved it to program unallocated contingency.
37	In October 2016 report, 1252 program contingency increased by \$319,658 due to execution of three contract modifications as credit offsets. In November 2016 report, took away \$75,000 funding from program's unallocated contingency and moved to CTS allocated contingency. In February 2017 report, initiated budget from program unallocated contingencies for CN1300 Job Readiness Program. CN1300 Job Readiness Program budget was part of CN1300 base value, a deduction contract modification will lower CN1300 contract value. Also released \$5,265,478 assigned real estate contingency to program unallocated contingency. In June 2017, initiated budget from Contract 1251's contract value (true final administrative close out cost) to program unallocated contingency, a deduction contract modification that lowered CN1251's contract value by \$125,501. In March 2018 report, 1252 program contingency increased by \$131,715 due to execution of two contract modifications as credit offsets. In July 2018, increased SCC category Professional Services in 80.04 Construction Management by \$2,263,498 by reducing program unallocated contingency.
38	In April 2015 report, program contingency decreased by \$500,000. In August 2015 report, release \$15M CN1252 Tunnel assigned contingency to program unallocated contingency. In March 2016 report, released \$155,468 from Contract 1252 Tunnel assigned contingency and \$75,000 from Contract 1300 Stations assigned contingency totaling \$230,956. In August 2016, released a total of \$20M unassigned contingency to assigned contingency; \$15M to CN1300 UMS station and \$5M to CTS station. In February 2017 report, initiated budget from program unallocated contingencies for CN1300 Job Readiness Program. CN1300 Job Readiness Program budget was part of CN1300 base value, a deduction contract modification will lower CN1300 contract value. Also released \$5,265,478 assigned real estate contingency to program unallocated contingency. In July 2017, increased program unallocated contingency by \$125,501 due to CN1251's revised contract value. In July 2018, reduced program unallocated contingency by \$2,263,498 to fund additional costs for SCC category Professional Services in 80.04 Construction Management. In December 2018, reallocated CN1252 budget of 2,402,247 (due to closeout cmod reduction of 1,435,816 and contingency release of 966,430) and LRV budget contingency of 9,585,653 and released a total of 11,987,900 to unprogrammed contingency.

Connecting people. Connecting communities.

7.7 Budget Expenditures by SCC Codes	
39	In March 2017, added new columns for "Supplemental 2013 Budget" and "Remaining Budget". In April, added new column for "Contingency". In May 2017, added new column for "Report Note". In May 2017, breakdown the combined SCC codes 10 to 50 into individual row for 10, 20, 40, 50 categories. Assigned SCC code to all CN1300 potential changes. Contract 1300 Station assigned contingency SCC are 20.01 and 20.03. The budget transfer is using assigned contingency to process contract modifications. In June 2017, adjusted and realigned SCC codes. In July 2018, the budget transfer is using SCC 90 program unallocated contingency to process an increase in budget for category SCC 80.03-90.04 PM For Design & Construction. In March 2019, added \$18,036,709 from taking out the ATCS from Tutor contract. The budget transfer was used to create a stand alone line for ATCS work in 50.01 under Thales.
7.9 Detail Monthly Expenditure Report	
Phase 1 Preliminary Engineering	
40	In February 2017, line item budget was adjusted to line-up expenditures. Famis cost for Preliminary Engineering (PE) is \$48,210,903.71. Cost Report for Preliminary Engineering (PE) is \$46,542,060. Some Design cost reported in Famis were moved to Design Phase.
Phase 2 Design Phase	
41	Famis cost adjustment to transfer Project Management cost from July 2013 to Phase 3 Construction Phase.
42	Famis Phase 1 PE Index Code: 357906.CPT5441112 cost is \$10,222,939 \$8,949,300 is reported in Cost Report Phase 1 PE and the balance of \$1,273,639 is reported in Phase 2 Design.
43	1.2.021.01.080.03 - FD:CTYCO-ARTS COMMISSION [357909ART001.CPT5441227]: FAMIS: \$1,425,167 Cost Report: \$1,425,167 cost is reported in Phase 2 Design, 1.2.021.01.080.03 Cost Transfer: Remaining cost is reported in Phase 3 Construction, 1.3.021.01.080.03 - ARTS:CTYCO-ARTS COMMISSION [357909ART001.CPT5441227]
44	In December 2016 Report, Central Subway Project has re-activated CSA Audit Work Order to perform overhead audit for three consultant forms.
45	1.2.055.01.080.02 - FD:ODCs - 651 BRANNAN STREET [35CPT5441241.CPT5441241]: FAMIS: \$2,294,910 Cost Report: \$2,294,910 1.2.055.01.080.02 Cost Transfer: Future costs to be allocated to 1.3.055.01.080.02 - FD:ODCs - 651 BRANNAN STREET [35CPT5441241.CPT5441241]
46	1.2.063.01.080.03 - AECOM.CS149 OM-EPC JV CS149-PM [68CPT544133D.CPT544133D]: FAMIS: \$4,698,167 Cost Report: \$4,698,167 on 1.2.063.01.080.03 Cost Transfer: Future costs to 1.3.063.01.080.03 - AECOM.CS149 OM-EPC JV CS149-PM [68CPT544133D.CPT544133D]
47	AVA Cost \$395,204 is reported in Phase 2 Final Design 1.2.066.01.080.03
48	In January 2017 Report, remove variance amount of (\$920,555) that was incorrectly reported in August 2016.

49	1.2.071.01.080.02 - FD:FINAL DESIGN-DP1 [35CPT5441232.CPT5441232]: FAMIS: \$5,608,147 Cost Report: \$5,469,336 Cost Transfer: \$138,811 to 1.3.071.01.080.04 - FD:FINAL DESIGN-DP1 [35CPT5441232.CPT5441232]
50	1.2.072.01.080.02 - FD:FINAL DESIGN-DP2 [35CPT5441233.CPT5441233]: FAMIS: \$26,268,511 COST REPORT: \$26,220,609 COST TRANSFER: \$47,902 to 1.3.072.01.080.04 - FD:FINAL DESIGN-DP2 [35CPT5441233.CPT5441233]
51	1.2.073.01.080.02 - FD:FINAL DESIGN-DP3 [35CPT5441236.CPT5441236]: FAMIS: \$11,502,372 COST REPORT: \$11,432,312 COST TRANSFER: \$70,060 to 1.3.073.01.080.04 - CM: DP3 [35CPT5441236.CPT5441236]
Phase 3 Construction Phase	
52	1.3.021.01.080.03 - ARTS:CTYCO-ARTS COMMISSION [357909ART001.CPT5441227]: FAMIS: \$1,525,982 Cost Report: \$1,425,167 1.2.021.01.080.03 Cost Transfer: any future costs to 1.3.021.01.080.03
53	In January 2017 Report, revised SCC Code from 1.2.032.02.080.02 -1424J-BOE LABOR [PWE1X5MPFUNA.CPT544112B112] to 1.3.032.06.080.04 to correct incorrect SCC assignment for DPW support to construction phase.
54	In January 2017 Report, revised SCC Code from 1.2.032.02.080.02 -1424J-BOE LABOR [PWE1X5MPFUNA.CPT544112C112] to 1.3.032.06.080.04 to correct incorrect SCC assignment for DPW support to construction phase.
55	In January 2017 Report, revised SCC Code from 1.2.032.02.080.02 -1424J-BOE LABOR [PWE1X5MPFUNA.CPT544112D112] to 1.3.032.06.080.04 to correct incorrect SCC assignment for DPW support to construction phase.
56	In January 2017 Report, revised SCC Code from 1.2.032.02.080.02 -1424J-BOE LABOR [PWE1X5MPFUNA.CPT544112E112] to 1.3.032.06.080.04 to correct incorrect SCC assignment for DPW support to construction phase.
57	In January 2017 Report, revised SCC Code from 1.2.032.02.080.02 -1424J-BOE LABOR [PWE1X5MPFUNA.CPT544112F112] to 1.3.032.06.080.04 to correct incorrect SCC assignment for DPW support to construction phase.
58	In January 2017 Report, revised SCC Code from 1.2.032.02.080.02 -1424J-BOE LABOR [PWE1X5MPFUNA.CPT544112G112] to 1.3.032.06.080.04 to correct incorrect SCC assignment for DPW support to construction phase.
59	1.3.055.01.080.02 - FD:ODCs - 651 BRANNAN STREET [35CPT5441241.CPT5441241]: FAMIS: \$2,294,910 Cost Report: \$2,294,910 1.2.055.01.080.02 - FD:ODCs - 651 BRANNAN STREET [35CPT5441241.CPT5441241] Cost Transfer: Future costs to be allocated to 1.3.055.01.080.02

Connecting people. Connecting communities.

60	1.3.063.01.080.03 - AECOM.CS149 OM-EPC JV CS149-PM [68CPT544133D.CPT544133D]: FAMIS: \$4,698,167 Cost Report: \$4,698,167 on 1.2.063.01.080.03 Cost Transfer: Future costs to 1.3.063.01.080.03 - AECOM.CS149 OM-EPC JV CS149-PM [68CPT544133D.CPT544133D]
61	In February 2017, transferred \$1,060,000 from programs unallocated contingency to initiate CN1300 JOB READINESS contracts, (cost account code 1.3.064.06.040.08). A deductive Construction Modification to CN1300 will process.
62	Used \$500K program contingency for CS-175 Bayland Soil Process contract. Refer to Report Notes #20.
63	1.3.071.01.080.04 - FD:FINAL DESIGN-DP1 [35CPT5441232.CPT5441232]: FAMIS: \$5,608,147 Cost Report: \$5,469,336 Cost Transfer: \$138,811 to 1.3.071.01.080.04 - FD:FINAL DESIGN-DP1 [35CPT5441232.CPT5441232]
64	1.3.072.01.080.04 - FD:FINAL DESIGN-DP2 [35CPT5441233.CPT5441233]: FAMIS: \$26,268,511 COST REPORT: \$26,220,609 COST TRANSFER: \$47,902 to 1.3.072.01.080.04 - FD:FINAL DESIGN-DP2 [35CPT5441233.CPT5441233]
65	Contract 1251 Final cost is \$20,794,582.
66	In March 2016, July 2016 and October 2016, contract 1252 modifications budget and actuals have been realigned and adjusted to reflect actuals costs.
67	In March 2016, July 2016 and October 2016, contract 1252 modifications budget and actuals have been realigned and adjusted to reflect actuals costs.
68	Revised Contract 1252 allocated contingency SCC code from 040.08 to 010.07.
69	In July 2015 Report, used Contract 1300 Contractor schedule to report budget and actual cost. The Standard Cost Categories (SCC) allocation changed from previous reports. In August 2015 Report, adjusted some of Contract 1300 Contractor SCC assignment to match most of previous SCC assignment. In March 2016, \$75,000 Cmod#6 subtracted from CN1300 Stations contingency (using CPT718 funding) and transferred to Program contingency; this lead to the total CN1300 Station budget being lowered.
70	Revised Contract 1300/UMS allocated contingency SCC code from 040.08 to 020.03.
71	In March 2016 Report, reduced Contract 1252 contingency by \$377,435 cost to reflect certification of five CMODS.
72	Revised Contract 1300/CTS allocated contingency SCC code from 040.08 to 020.03.
73	Negative Current or Prior Monthly expenditure is due to replenish allowance expenses by approved Contract Modifications.
74	Revised Contract 1300/YBM allocated contingency SCC code from 040.08 to 020.03.
75	Revised Contract 1300/STS allocated contingency SCC code from 040.08 to 020.01.
76	Revised Form B Reimbursements SCC code from 900.01 to 040.02
77	Revised Form B Reimbursements SCC code from 900.01 to 040.02
78	Revised Form B Reimbursements SCC code from 900.01 to 040.02
79	Revised Form B Reimbursements SCC code from 900.01 to 040.02
80	Revised Form B Reimbursements SCC code from 900.01 to 040.02
81	Revised Form B Reimbursements SCC code from 900.01 to 040.02

Connecting people. Connecting communities.

82	Revised Form B Reimbursements SCC code from 900.01 to 040.02
83	Revised Form B Reimbursements SCC code from 900.01 to 040.02
84	<p>Increase Program contingency \$1,023,508. Refer to Report Notes #11 and #12. In April 2015 report, program contingency decreased by \$500,000. Refer to Report Notes #20. In August 2015 report, release \$15M CN1252 Tunnel assigned contingency to program unallocated contingency. In March 2016 report, program unallocated contingency increased by \$230,468. In August 2016, released \$20M to CN1300 Construction assigned contingency from program unallocated contingency. In February 2017, used \$1,060,000 for CN1300 Job Readiness Program from unallocated contingency, refer to Note 30. Also, released \$5,265,478 assigned real estate contingency to program unallocated contingency, refer to Note 27. In July 2018 report, used \$2,263,498 to fund SCC 80 Professional Services category regarding matters related to stations from program unallocated contingency. In December 2018, moved \$11,987,900 from CN1252 and LRV contingency to program unallocated contingency. In March 2019, added \$18,036,709 from taking out the ATCS from Tutor contract. The budget transfer was used to create a stand alone line for ATCS work in 50.01 under Thales.</p>

Appendix B

DETAIL SCHEDULE REPORTS

SCHEDULE HIGHLIGHTS

The Master Project Schedule (MPS) below includes progress through June 2019. The June 2019 Schedule Update submittal from Contract 1300 Contractor was not submitted as the CN1300 Contractor has not provided the updated corrections to their June 2017, through June 2018 Schedule Updates. The Contract 1300 schedule represented in this report is based on the SFMTA June 2019 Schedule Update.

The MPS shows a forecast Revenue Service Date of February 2020.

The controlling critical (longest) path of the MPS runs through the CTS Headhouse Platform Level CMU walls for PL-18, Electrical Activities within PL-18, STS Startup & Testing, Commissioning and Pre-Revenue Activities to the Baseline Finish and Revenue Service Date. See Appendix B – Longest Path. The latest schedule shows the longest path running through the Chinatown Station (CTS). Contractor is required to implement a Recovery Schedule to put the Project back on schedule.

Schedule Contingency is fully utilized on the critical path of the MPS, which is below the Minimum Schedule Contingency level of 6 months. SFMTA continues to meet with Contractor to discuss all schedule concerns and comments. The schedule shows the same completion date during this month, TPC has not been able to correctly staff the project which could potentially delay CMU walls installation within the CTS Headhouse and electrical activities within the tunnel alignment. In order to achieve the Baseline work productivity, TPC needs to increase the number of crews assigned to electrical work, allowing concurrent work within the tunnel and stations in order to make this completion date possible. It also requires that the front end portion of ATCS Startup and Testing is performed concurrently with TPC's Startup and Testing followed by ATCS software testing in coordination with SFMTA Operations, all completed in 5 months. Contract 1300 Schedule shows this month a forecasted Revenue Service date of 27 February 2020.

Contract 1300 Contractor submitted fifty-one (51) Schedule Updates from December 2014 to April 2019. SFMTA rejected twenty seven (27) Schedule Updates from January 2016 to April 2016 and June 2016 to May 2018 due to multiple and repetitive issues that vary from incorrect working sequences to unrealistic forecasted completion dates to artificially steering the schedule longest path through certain portions of the project. SFMTA approved as noted December 2014 through December 2015, and May 2016 Schedule Updates. Contractor has been directed to develop a Recovery Schedule as required by Contract to mitigate the current forecasted project delay. The 18 month "gap" of missing Schedule Updates at the beginning of the job has interfered with efficient resolution of Contractor's assertions of Unavoidable Delay to the project-wide Substantial Completion date, which is additionally impacting the Contractor's review of options for schedule recovery.

Contract 1300 - WP1253 UMS / WP1254R CTS / WP1255 YBM / WP1256 STS:

The Contractor, Tutor Perini Corporation's (TPC) baseline schedule is incorporated into the master program schedule. The preliminary SFMTA Contract 1300 June 2019 schedule is used within the June Report. The SFMTA Contract 1300 June 2019 schedule is based on the approved baseline schedule logic with adjustments made as mentioned above. The SFMTA will continue to use the SFMTA Contract 1300 schedule update as a forecasting tool going forward

until the Contract 1300 Contractor submits an acceptable schedule that addresses all of SFMTA scheduling concerns.

Work Package P-1254R (CTS) has performed the following work this month:

- Continued applying vermiculite, installing traction power conduits, and installing GFRC panels at North and South Platform Caverns
- Continued installing Escalator 1 & 2 at North Platform Cavern
- Completed installing steel reinforcement, formwork, and placing concrete for Crosscut Cavern Arch final lining
- Began construction of platform deck at Crosscut Cavern
- Continued constructing formwork, installing rebar, and placing concrete for Intermediate level and Lower Mezzanine level slabs at Headhouse
- Continued constructing formwork, installing rebar, and placing concrete for Upper Mezzanine level slabs at Headhouse
- Continued installing stair 5
- Began construction of concrete pads for electrical switchgear installation at Headhouse Platform level
- Continue shotcrete for slurry walls, install drain mat and waterproofing for Intermediate, Lower Mezzanine, and Upper Mezzanine levels at Headhouse
- Continued construction for PG&E and completed construction for AT&T ductbank along west side of Stockton Street
- Continued street work (minor), ongoing monitoring and surveying

Work Package P-1254R (CTS) will perform the following work next month:

- Continue installing Southbound rail at North/South Platform Caverns
- Complete waterproofing installation for North/South headwall
- Complete North Platform Cavern Concourse Walls
- Continue applying vermiculite, installing traction power conduits, and installing GFRC panels at North and South Platform Caverns
- Continue installing Escalator 1 & 2 at North Platform Cavern
- Complete construction of platform deck at Crosscut Cavern
- Begin installation of Emergency Ventilation Fans at Headhouse Under platform level
- Continue electrical switchgear installation at Headhouse Platform level
- Begin construction of CMU walls at Headhouse Platform level
- Complete installing rebar, electrical, and plumbing for Intermediate level, Lower Mezzanine level, and Upper Mezzanine level slabs at Headhouse
- Complete placing concrete for Intermediate slabs at Headhouse
- Complete constructing formwork and installing rebar for Lower and Upper Mezzanine level at Headhouse

- Complete shotcrete for slurry walls, install drain mat and waterproofing for Concourse level at Headhouse
- Continue shotcrete for slurry walls, install drain mat and waterproofing for Intermediate, Lower Mezzanine, and Upper Mezzanine levels at Headhouse
- Complete construction for PG&E ductbank along intersection of Stockton/Washington Streets

Activity ID	Activity Name	2019						
		Jun	Jul	Aug	Sep	Oct	Nov	Dec
CENTRAL SUBWAY PROJECT								
Construction Phase								
Construction CN-1300								
Construction CTS Station P-1254R								
Administrative / Milestones								
Preconstruction								
Site Work / Utility Relocation								
Demolition								
Excavation & Support								
Tunnel / Cavern Mining								
Cavern Lining								
Concrete/Shotcrete								
Entrance Roof Level								
Surface Level								
Upper Mezz Level								
CTS.03.11.200	CTS_UM Install Falsework - For Upper Mezz Level Slab							
CTS.03.30.218	CTS_UM Form/Rebar/Pour - Upper Mezz Level Slab							
CTS.03.30.220	CTS_UM Concrete Cure/Strip - Upper Mezz Level Slab							
CTS.03.30.135	CTS_UM Form/Rebar/Pour/Strip - Columns Upper Mezz Slab to Surface Level							
CTS.03.37.310	CTS_UM - Place - Shotcrete on Slurry Walls - Head House							
CTS.07.13.170	CTS_UM - Install - Drain Mat & Waterproofing on Shotcrete Walls - Head House							
CTS.03.30.145	CTS_UM Form/Rebar/Pour/Strip - Perimeter Walls Upper Mezz Slab to Surface							
Lower Mezz Level								
CTS.03.30.170	CTS_LM Form/Rebar/Pour - Lower Mezz Level Slab							
CTS.03.30.185	CTS_LM Concrete Cure - Lower Mezz Level Slab							
CTS.03.30.115	CTS_LM Form/Rebar/Pour/Strip - Columns Lower Mezz Slab to Upper Mezz Lev							
CTS.03.37.210	CTS_LM - Place - Shotcrete on Slurry Walls - Head House							
CTS.07.13.160	CTS_LM - Install - Drain Mat & Waterproofing on Shotcrete Walls - Head House							
CTS.03.30.125	CTS_LM Form/Rebar/Pour/Strip - Perimeter Walls Lower Mezz Slab to Upper Mf							
Concourse Level								
CTS.03.37.012	CTS_CN - Place - Shotcrete on Slurry Walls - Head House							
CTS.07.13.140	CTS_CN - Install - Drain Mat & Waterproofing on Shotcrete Walls - Head House							
Intermediate Strut Level								
CTS.03.30.130	Form/Rebar/Pour - Intermediate Level Slab							
CTS.03.30.085	Form/Rebar/Pour/Strip - Columns Intermediate Slab to Lower Mezz Level							
CTS.03.30.140	Concrete Cure - Intermediate Level Slab							
CTS.07.13.150	CTS_IM - Install - Drain Mat & Waterproofing on Shotcrete Walls - Head House							
CTS.03.37.110	CTS_IM - Place - Shotcrete on Slurry Walls - Head House							
CTS.03.30.097	Form/Rebar/Pour/Strip - Perimeter Walls Intermediate Slab to Lower Mezz Level							
Platform Level								

Work Package P-1253 (UMS) has performed the following work this month:

- Platform Station: Continued construction of stairs and elevators. Begin glass enclosure around elevators. Continued to install corridor ductwork, fire smoke dampers, and mechanical dampers at Intermediate Strut Level. Continued to install overhead plumbing, fire protection piping, and overhead fixture and electrical. Continued installation of unistrut for ceiling panels, overhead conduits/piping and LED Artwork. Continued installation of drain

- pipng and shotcrete on Concourse level. Continued to install speaker and lighting system at Platform Strut Level. Continued pouring of topping slab at Platform and Concourse Level. Began glass enclosure around elevators
- North Concourse: Completed installation of emergency fans and sound attenuators. Continued installation of conduits, bus ducts, and overhead piping for electrical equipment in Main Electrical Room. Began plaster finish in various rooms
 - South Concourse: Continued installation of overhead electrical. Continued installation of unistrut for ceiling panels, overhead conduits/piping and LED Artwork. Continued installation of metal wall framing. Continued installation of channels and framing for glass panels at South Escalator walls

Work Package P-1253 (UMS) will perform the following work next month:

- Platform Station: Continue installation of stairs and elevators. Continue installation of glass enclosure around elevators. Continue installation of overhead plumbing, fire protection piping, and overhead fixture and electrical. Continue to install speaker and lighting system at Platform Strut Level. Continue pouring Platform topping slab. Continue pouring Concourse topping slab. Begin installation of curved ceiling hangers/metal panels. Begin installation of tactile warning strip, directional tile and photoluminescent strip at Platform edge. Begin sand blasting piles for architectural finish at Concourse Level. Begin removal of temporary man lift
- North Concourse: Continue installation of fire sprinklers on Intermediate Strut, Mezzanine, and Concourse level. Terminate and test in Main Electrical Room (CN04) in preparation for energization. Begin installation of escalator
- South Concourse: Continue installation of glass panels at South Escalator walls. Continue installation of metal wall framing. Continue installation of overhead electrical. Begin installation of escalators
- Street: Begin demolition, installation of granite curb, brick sidewalk, and pedestrian ramps north of Market Street. Begin and complete demobilizing construction site staging area on Stockton Street between Geary and Post Streets; and begin pavement renovation of the curb and sidewalk

Activity ID	Activity Name	2019											
		Jun	Jul	Aug	Sep	Oct	Nov	Dec					
CENTRAL SUBWAY PROJECT													
Construction Phase													
Construction CN-1300													
Construction UMS Station P-1253													
Administrative / Milestones													
Preconstruction													
Engineering & Procurement													
Site Work / Utility Relocation													
Drilled Shafts													
Concrete/Shotcrete													
Structural Steel													
Masonry													
Mechanical													
Surface Level													
All Levels													
Concourse Level													
UMS.22.11.0220	UMS_CN_Install Sump Pump												
UMS.22.11.0160	UMS_CN_Install Floor Hydrants Concourse Level												
UMS.23.74.0475	UMS_CN_Install Fan Coil Unit #12												
UMS.21.12.0255	UMS_CN_Install DSP &TSP Risers in Chase - Down To Mezz Lvl - Concourse S												
UMS.23.74.0865	UMS_CN_Install Refrigerant Piping - FCU-#12 to Branch Selector Unit #12												
UMS.23.34.0275	UMS_CN_Install HVAC Aux Comm Rm Supply Fan SF-007												
UMS.23.34.285	UMS_CN_Install HVAC Elec Closet Supply Fan SF-004												
UMS.22.13.0120	UMS_CN07 - Connect Surface Drainage to Existing 8" Sewer Lateral.												
UMS.23.73.0315	UMS_CN_Install Air Cooled Condensing Unit #2												
UMS.23.31.0305	UMS_CN_09 Install HVAC Duct Branches Mech Rm												
UMS.23.34.0295	UMS_CN_21 - Install HVAC Elec Closet Supply Fan SF-006												
UMS.23.74.0535	UMS_CN_Install Fan Coil Unit #18												
UMS.23.34.0315	UMS_MZ_Install HVAC Elec Closet Supply Fan SF-003												
UMS.23.34.0305	UMS_CN_Install HVAC Elec Closet Supply Fan SF-005												
UMS.21.12.0305	UMS_MZ_Install DSP &TSP Mains - Mezzanine Sector 3												
UMS.23.73.0325	UMS_CN_Install Air Cooled Condensing Unit #3												
UMS.23.31.0150	UMS_CN_Install HVAC - Misc Duct Concourse Level Sectors 3-6												
UMS.23.31.0285	UMS_CN_Install HVAC Supply Main SF-001 to Cooling Units												
UMS.21.12.0215	UMS_CN_Install DSP Drops & FHCs - Concourse Sector 3												
UMS.23.73.0335	UMS_CN_Install Air Cooled Condensing Unit #4												
UMS.23.31.0235	UMS_CN_Install HVAC Exhaust Main EXF-001 to Exhaust Air Plenum												
UMS.22.11.0150	UMS_CN09_Install DCW - Sector 2												
UMS.21.13.0246	UMS_CN_Install Pre-Action Fire Suppression System Piping & Detectors - Main I												
UMS.23.74.0945	UMS_CN_Install Refrigerant Rack Piping - ACCU's to Chase @ A/16												

Work Package P-1255 (YBM) has performed the following work this month:

- Completed installing Stair 1.
- Continued installing Stair 6.
- Continued installing Escalators 3 and 4 (Mechanical escalator equipment fully installed)
- Began installing Headhouse Roof
- Continued installing Headhouse Vent Shaft
- Installed door frames at Headhouse Mezzanine
- Installed fireproofing in Station Mezzanine
- Continued installing fireproofing and CMU walls in Headhouse Concourse
- Continued installing concrete floor in Headhouse Concourse
- Continued installing door frames in Headhouse
- Continued installing crystallized glass in Station Concourse
- Began installing Glass Smoke Partition in Station Concourse
- Continued installing door frames in Headhouse Invert
- Continued installation of Traction Power equipment in Headhouse Invert

- Continued installing ductwork in Headhouse Invert
- Continued installing seismic joints in Station Invert

Work Package P-1255 (YBM) will perform the following work next month:

- Continue installing Stair 6
- Continue installing Elevators 1 and 2
- Continue installing Escalators 3 and 4
- Continue installation of Headhouse Vent Shaft
- Continue CMU wall placement of Headhouse Mezzanine walls
- Continue installing concrete floor in Headhouse Concourse
- Begin placing ceramic tiles for bathrooms in Headhouse Concourse
- Continue installing CMU wall in Station Concourse
- Continue installing ductwork in Headhouse Invert
- Continue installing seismic joints in Station Invert
- Begin installing terrazzo finish at Station Platform
- Continue installing traction power equipment at Station Invert

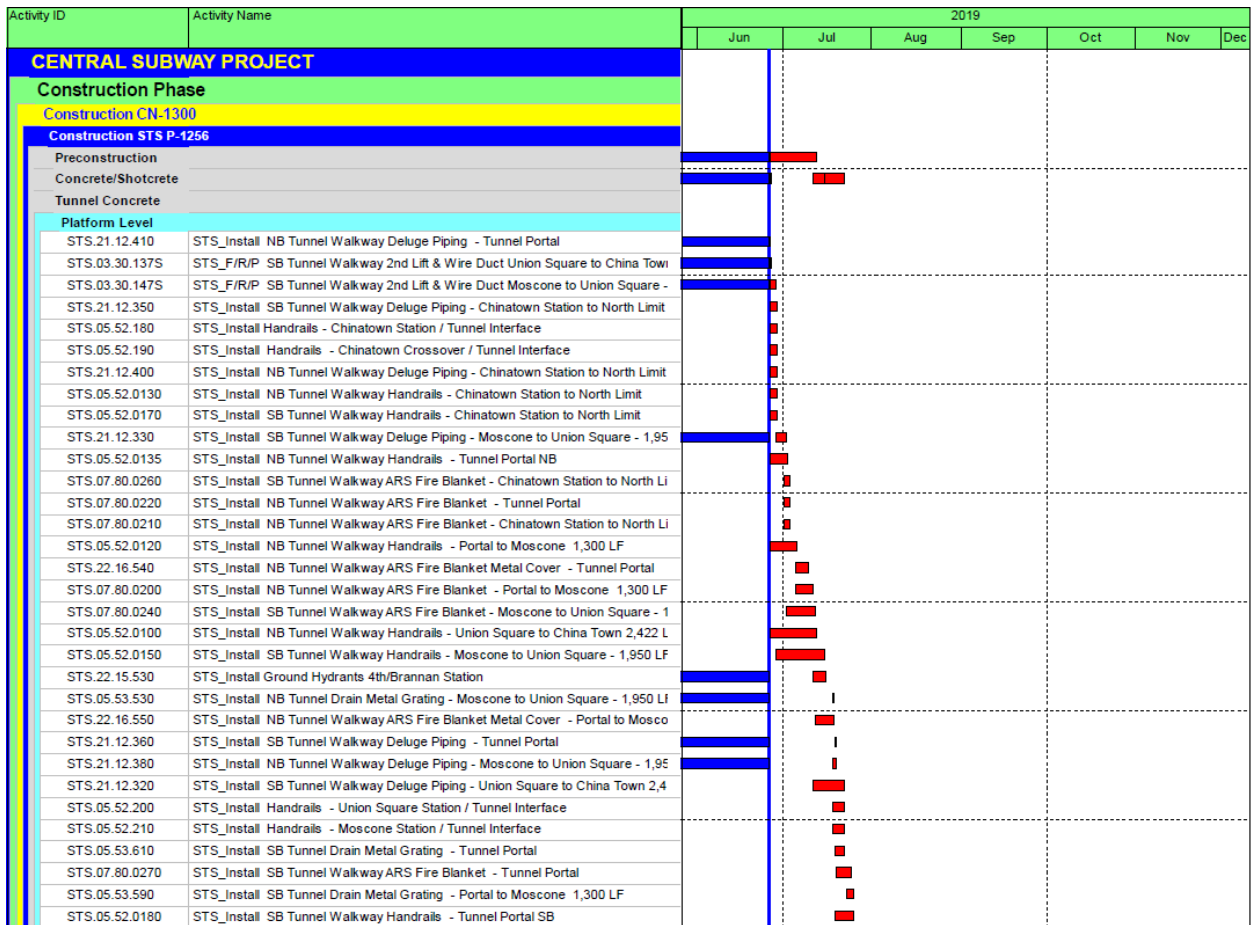
Activity ID	Activity Name	2019											
		Jun	Jul	Aug	Sep	Oct	Nov	Dec					
CENTRAL SUBWAY PROJECT													
Construction Phase													
Construction CN-1300													
Construction YBM Station P-1255													
Preconstruction													
Excavation & Support													
Concrete/Shotcrete													
Electrical													
Concourse Level													
Mezzanine Level													
Platform Level													
YBM.26.24.1040	YBM_PL 106 - Aux Elect Rm: Install - Panelboard E1NHL (NB/SB Tunnel Lighting)												
YBM.26.24.1190	YBM_PL 106 - Aux Elect Rm: Install - Panelboard E1NP (Receptacles)												
YBM.26.24.1180	YBM_PL 106 - Aux Elect Rm: Terminations - Panelboard LCP-1N (Lighting Contro												
YBM.26.24.1070	YBM_PL 207 - Aux Elect Rm: Install - Panelboard E1SP (Receptacles)												
YBM.26.24.1220	YBM_PL 106 - Aux Elect Rm: Install - Panelboard 1NHP (NB/SN Tunnel - Future)												
YBM.26.05.1066	YBM_PL 106 - Aux Elect Rm: Install - System Ground Bus												
YBM.26.24.1350	YBM_PL 207 - Aux Elect Rm: Install Raceway - Panelboard 1SHL												
YBM.26.24.1100	YBM_PL 106 - Aux Elect Rm: Terminations - Panelboard 1NHL												
YBM.26.24.1370	YBM_PL 207 - Aux Elect Rm: Terminations - Panelboard 1SHL												
YBM.26.24.1130	YBM_PL 106 - Aux Elect Rm: Terminations - Panelboard E1NHL												
YBM.26.05.1076	YBM_PL 207 - Aux Elect Rm: Install - System Ground Bus												
YBM.26.24.1400	YBM_PL 207 - Aux Elect Rm: Terminations - Panelboard E1SHL												
YBM.26.24.1430	YBM_PL 207 - Aux Elect Rm: Terminations - Panelboard LCP-1S												
YBM.26.12.0630	YBM_PL 207 - Aux Elect Rm: Terminations - Transformer T-9 & Disconnect Switch												
YBM.34.22.0320	YBM_PL 001_Terminate NB Cable Positive Feeder Box PS05 (From PB-02)												
YBM.34.22.0300	YBM_PL 001_Terminate SB Cable - Positive Feeder Box PS06 (From PB-01)												
YBM.34.22.0280	YBM_PL 001_Terminate SB Cable - Positive Feeder Box PS02 to PS06												
YBM.34.22.0310	YBM_PL 001_Terminate NB Cable - Positive Feeder Box PS01 (From PB-02)												
YBM.26.24.1570	YBM_PL 106 - Energize Aux Elect Rm Panelboards												
YBM.34.22.0290	YBM_PL 001_Terminate NB Cable - Positive Feeder Box PS01 to PS04												
YBM.26.11.0961	YBM_PL 207 - Aux Elect Rm: Energize Panelboards												
YBM.34.22.0250	YBM_PL 001_Terminate SB Cable - Positive Feeder Box PS03 (From PB-01)												
Under Platform Level													
Electrical - Transportation													
Conveyances													
All Levels													
YBM.14.31.147	Escalator #1,2 Finish from Platform to Concourse Level												
YBM.14.21.115	Install Elevators #1, 2												
YBM.14.31.167	Assemble/ Install Escalator #3,4 from Concourse to SurfaceLevel												
YBM.14.31.137	Electrical/ Terminate Escalator #1,2 from Platform to Concourse Level												

Work Package P-1256 (STS) has performed the following work this month:

- Continued traction power conduit and other electrical conduit installation inside tunnel
- Continued tunnel lighting installation
- Continued walkway installation inside tunnel
- Continued track and plinth construction in tunnel
- Continued track installation on 4th Street
- Continued 4th/Brannan platform construction

Work Package P-1256 (STS) will perform the following work next month:

- Continue 4th/Brannan platform construction
- Continue traction power conduit and other electrical conduit installation inside tunnel
- Continue tunnel lighting installation
- Continue walkway installation inside tunnel
- Continue track installation on 4th Street



SCHEDULE REVISIONS

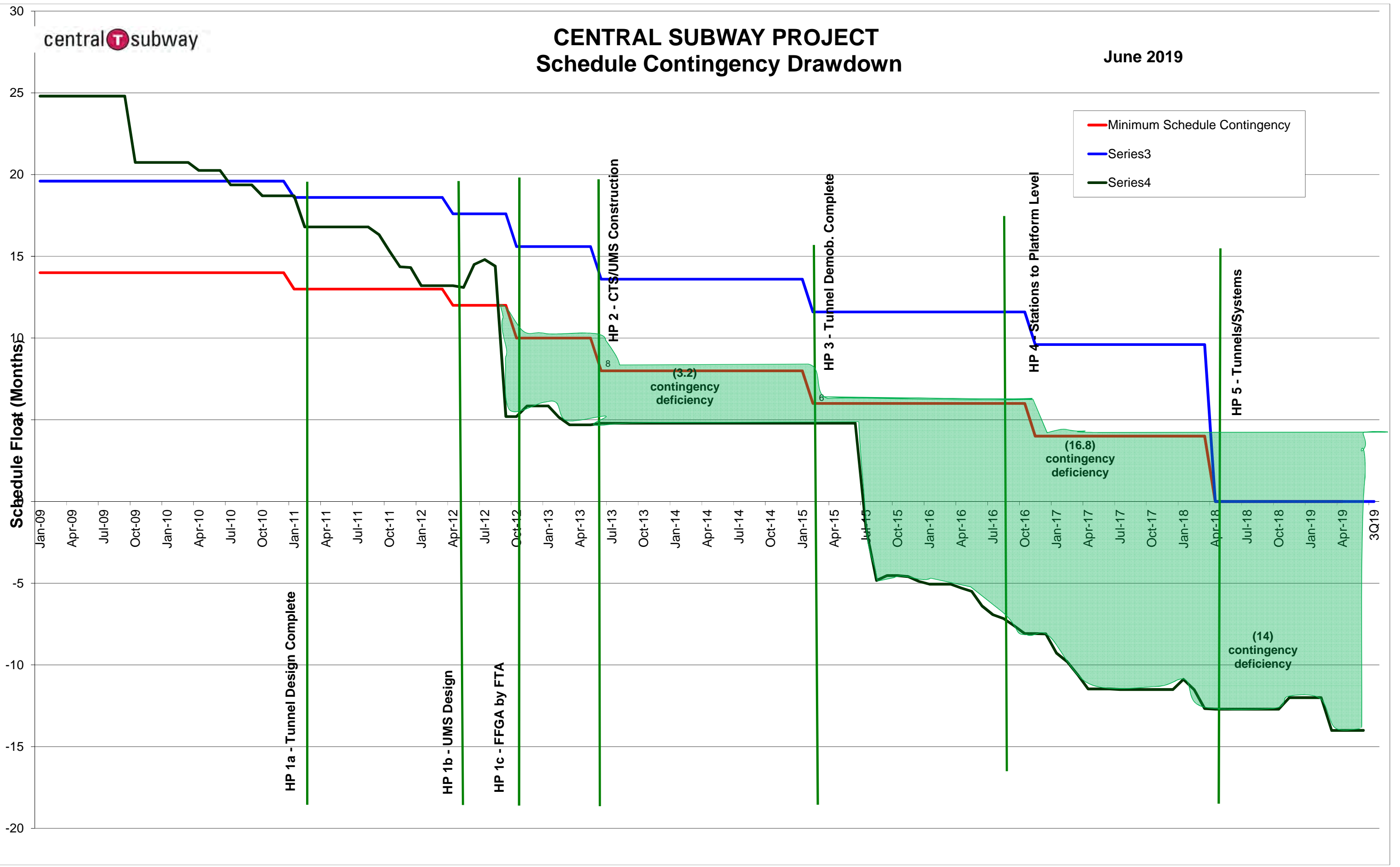
The SFMTA Contract 1300 June 2019 schedule update was added this period to the Central Subway Project Master Schedule.

LIST OF SCHEDULE REPORTS

- 1.1. Schedule Contingency Drawdown
- 1.2. Master Summary Schedule
- 1.3. Program Critical Path Schedule
- 1.4. Construction Contract Summary Schedule
- 1.5. Detail Schedule for Remaining Work

CENTRAL SUBWAY PROJECT Schedule Contingency Drawdown

June 2019



Activity ID	Activity Name	Original Duration	Start	Finish	2019			2020		
					Q2	Q3	Q4	Q1	Q2	Q3
CENTRAL SUBWAY PROJECT										
Program Level Milestones					▼ Program Level Milestones					
PJD1000	Central Subway Project Start	0	03-Jun-03 A							
MS0004A	Tunnel Excavation Complete - Project Milestone #4A	0		05-Sep-14 A						
MS0019	Baseline Finish Date: 12-26-2018	0		27-Feb-20*	◆ Baseline Finish Date: 12-26-2018					
MS0009	CSP Revenue Service Date	0		27-Feb-20*	◆ CSP Revenue Service Date					
Preliminary Engineering Phase										
Final Design										
Light Rail Vehicles					Light Rail Vehicles					
Real Estate										
Construction Phase										
Construction Support and Costs										
Construction Utility Contract #1- MOS & Portal CN-1250										
Construction Utility Contract #2 - UMS CN-1251										
Construction Tunnels CN-1252					Construction Tunnels CN-1252					
Construction STS P-1256 ATCS					▼ Construction STS P-1256 ATCS					
A.4.210	Subcontractor Assignment ATSC Systems (Thales)	0		20-May-14 A						
STS.34.42.25	ATSC Systems- Factory Acceptance Test Complete	90	16-May-16 A	08-Jul-19	■ ATSC Systems- Factory Acceptance Test Complete					
STS.34.42.26	ATSC Systems- Installation, Software Testing	147	06-Jun-16 A	21-Nov-19	■ ATSC Systems- Installation, Software Testing					
STS.34.42.26	ATSC Systems- Deliver Hardware	5	09-Jul-19	16-Jul-19	■ ATSC Systems- Deliver Hardware					
STS.34.42.26	ATSC Systems- Substantial Completion	5	27-Nov-19	05-Dec-19	■ ATSC Systems- Substantial Completion					
STS.34.42.26	ATSC Systems- Final Acceptance	50	06-Dec-19	14-Feb-20	■ ATSC Systems- Final Acceptance					
STS.34.42.26	ATSC Systems- Rest of Allowance	2	17-Feb-20	18-Feb-20	■ ATSC Systems- Rest of Allowance					
Construction CN-1300					▼ Construction CN-1300					
CN- 1300 Milestone					■ CN- 1300 Milestone					
Construction UMS Station P-1253					Construction UMS Station P-1253					
Construction CTS Station P-1254R					Construction CTS Station P-1254R					
Construction YBM Station P-1255					Construction YBM Station P-1255					
Construction STS P-1256					Construction STS P-1256					
Project Start Up					■ Project Start Up					
Unallocated Contingency					▼ Unallocated Contingency					
CO1.700	Cost Activity Unallocated Contingency (LOE) - 1.7.500.99.090.00 - Contingency	168	26-Jun-19	27-Feb-20	Cost Activity Unallocated Contingency (LOE) - 1.7.500.99.090.00					

Activity ID	Activity Name	Original Duration	Start	Finish	Total Float	2019			2020				2021		
						Q2	Q3	Q4	Q1	Q2	Q3	Q4	Q1	Q2	
Program Level Milestones															
MS0019	Baseline Finish Date: 12-26-2018	0	27-Feb-20	27-Feb-20*	-293										
MS0009	CSP Revenue Service Date	0		27-Feb-20*	-293										
CN- 1300 Milestone															
MS-10	Substantial Completion - 1,700 Calendar Days (SP-4.B) { 10-Feb-18 }	0	26-Nov-19	26-Nov-19*	-636										
Construction CTS Station P-1254R															
CTS 07 80 00 c	CTS_Fab\Deliver: Fire & Smoke Protection (07 80 00)	120	08-Sep-14 A	29-Jun-19	-639										
CTS.04.22.016	CTS_PL - Build - CMU Partition Walls - Headhouse Platform Level	10	01-Jul-19	15-Jul-19	-443										
CTS.23.31.666	CTS_PL 18 - Main Elect Rm: Install - HVAC: Ductwork	9	09-Jul-19	19-Jul-19	-443										
CTS.26.11.140	CTS_PL 18 - Main Elect Rm: Install - Elect Substation & Switchboard DS1	10	22-Jul-19	02-Aug-19	-443										
CTS.26.11.125	CTS_PL 18 - Main Elect Rm: Install - Elect Substation & Switchboard DS2	10	22-Jul-19	02-Aug-19	-443										
CTS.26.11.135	CTS_PL 18 - Main Elect Rm: Install - Elect Substation & SWGR SG2	10	05-Aug-19	16-Aug-19	-443										
CTS.26.11.195	CTS_PL 18 - Main Elect Rm:Install Conduit Substations SG1 & SG2 To Substat	6	19-Aug-19	26-Aug-19	-443										
CTS.26.11.205	CTS_PL 18 - Main Elect Rm:Install Conduit Substations SG1 & SG2 To A/C TPE	5	20-Aug-19	26-Aug-19	-443										
CTS.26.11.235	CTS_PL 18 - Main Elect Rm:Pull & Terminate Power Cable Substations SG1 Tr	5	27-Aug-19	03-Sep-19	-443										
CTS.26.11.900	CTS_PL 18 - Main Elect Rm: Energize Main Substation SG1 & SG2	5	04-Sep-19	10-Sep-19	-443										
CTS.26.11.905	CTS_PL 18 - Main Elect Rm: Energize Substation DS1 & DS2	5	04-Sep-19	10-Sep-19	-443										
CTS.26.24.990	CTS_UP_02 - Equip Corridor- Energize - 5kV Switchgear "SG-TV"	1	11-Sep-19	11-Sep-19	-443										
CTS.26.24.1000	CTS_UP_02 - Equip Corridor Energize MCC - Emergency Ventilation	1	12-Sep-19	12-Sep-19	-443										
CTS.23.88.1016	CTS_UP 04 - Emerg Fan Rm: Start-Up & Test Tunnel Ventilation Fans	3	12-Sep-19	16-Sep-19	-443										
Construction STS P-1256															
STS.34.42.425	Startup & Testing - Tunnel & ATSC Systems	53	12-Sep-19	26-Nov-19	-443										
Project Start Up															
STU1010	S&S Certification / Pre-Revenue Activities	91	14-Oct-19	27-Feb-20	-293										
BUF0018	Muni Float	0	27-Feb-20	27-Feb-20	-293										

Activity Name	Original Duration	Start	Finish	2012				2013				2014				2015				2016				2017				2018				2019				2020			
				Q1	Q2	Q3	Q4	Q1	Q2	Q3	Q4	Q1	Q2	Q3	Q4	Q1	Q2	Q3	Q4	Q1	Q2	Q3	Q4	Q1	Q2	Q3	Q4	Q1	Q2	Q3	Q4	Q1	Q2	Q3	Q4				
CENTRAL SUBWAY PROJECT	2272	08-Jun-11 A	24-Feb-20																																				
Construction Phase	2272	08-Jun-11 A	24-Feb-20																																				
Construction Tunnels CN-1252	1518	08-Jun-11 A	15-May-15 A																																				
1252 Tunnel Contract BIH	1518	08-Jun-11 A	15-May-15 A																																				
Contract Milestones	1437	08-Jun-11 A	15-May-15 A																																				
General Conditions	1480	01-Aug-11 A	15-May-15 A																																				
4th & Bryant St TBM Launch Box Construction	686	30-Mar-12 A	02-Jun-14 A																																				
Moscone Station Headwalls	430	14-May-12 A	20-Sep-13 A																																				
UMS Station Headwalls	425	24-Jul-12 A	22-Nov-13 A																																				
UMS - Remove Geary to Ellis OCS	5	24-Jul-12 A	26-Jul-12 A																																				
UMS - Setup Traffic Control for Headwall Construction	1	30-Jul-12 A	30-Jul-12 A																																				
North Headwall	237	27-Feb-13 A	22-Nov-13 A																																				
South Headwall	404	31-Jul-12 A	22-Nov-13 A																																				
4th St and Market Compensation Grouting	707	28-Jan-13 A	30-Apr-15 A																																				
Southbound Tunneling	451	27-Apr-13 A	13-Oct-14 A																																				
Ellis St Compensation Grouting	561	31-Jul-12 A	09-May-14 A																																				
Green St Compensation Grouting	320	05-Aug-13 A	30-Jun-14 A																																				
Retrieval Shaft	1070	31-Oct-11 A	20-Mar-15 A																																				
Cross Passage 1-5	339	22-Mar-14 A	16-Apr-15 A																																				
Cross Passage 1	79	14-Jun-14 A	13-Sep-14 A																																				
Cross Passage 2	105	10-May-14 A	09-Sep-14 A																																				
Cross Passage 3	127	31-Mar-14 A	28-Aug-14 A																																				
Cross Passage 4	114	22-Mar-14 A	31-Jul-14 A																																				
Cross Passage 5	277	31-May-14 A	16-Apr-15 A																																				
Portal Structure	196	02-Sep-14 A	15-Apr-15 A																																				
Contract Close Out	307	03-Mar-14 A	15-May-15 A																																				
Construction CN-1300	1744	03-Jun-13 A	24-Feb-20																																				
CN- 1300 Milestone	1744	17-Jun-13 A	24-Feb-20																																				
Construction UMS Station P-1253	1704	17-Jun-13 A	27-Nov-19																																				
Construction CTS Station P-1254R	1681	17-Jun-13 A	27-Nov-19																																				
Construction YBM Station P-1255	1681	10-Jun-13 A	27-Nov-19																																				
Construction STS P-1256	1681	03-Jun-13 A	27-Nov-19																																				

Activity ID	Activity Name	Original Duration	Start	Finish	Total Float	2019			2020			2021
						Q2	Q3	Q4	Q1	Q2	Q3	Q4
CENTRAL SUBWAY PROJECT												
Light Rail Vehicles												
Construction Phase												
Construction Support and Costs												
Construction STS P-1256 ATCS												
Construction CN-1300												
CN- 1300 Milestone												
No 13-Disp												
Construction UMS Station P-1253												
Preconstruction												
Engineering & Procurement												
Site Work / Utility Relocation												
Drilled Shafts												
Concrete/Shotcrete												
Structural Steel												
Masonry												
Mechanical												
Surface Level												
All Levels												
Concourse Level												
UMS.22.11.0220	UMS_CN_Install Sump Pump	2	14-May-18 A	26-Jun-19	-373							
UMS.22.11.0160	UMS_CN_Install Floor Hydrants Concourse Level	2	26-Jun-19	27-Jun-19	-380							
UMS.23.74.0475	UMS_CN_Install Fan Coil Unit #12	5	06-Mar-19 A	28-Jun-19	-379							
UMS.21.12.0255	UMS_CN_Install DSP &TSP Risers in Chase - Down To Mezz Lvl - Concourse Sector 4	5	06-Mar-19 A	28-Jun-19	-379							
UMS.23.74.0865	UMS_CN_Install Refrigerant Piping - FCU-#12 to Branch Selector Unit #12	5	13-Mar-19 A	01-Jul-19	-379							
UMS.23.34.0275	UMS_CN_Install HVAC Aux Comm Rm Supply Fan SF-007	2	27-Jun-19	01-Jul-19	-390							
UMS.23.34.285	UMS_CN_Install HVAC Elec Closet Supply Fan SF-004	2	27-Jun-19	01-Jul-19	-387							
UMS.22.13.0120	UMS_CN07 - Connect Surface Drainage to Existing 8" Sewer Lateral.	5	06-Mar-17 A	02-Jul-19	-404							
UMS.23.73.0315	UMS_CN_Install Air Cooled Condensing Unit #2	5	26-Jun-19	02-Jul-19	-422							
UMS.23.34.0295	UMS_CN_21 - Install HVAC Elec Closet Supply Fan SF-006	2	01-Jul-19	03-Jul-19	-387							
UMS.23.74.0535	UMS_CN_Install Fan Coil Unit #18	5	27-Feb-19 A	03-Jul-19	-390							
UMS.23.34.0315	UMS_MZ_Install HVAC Elec Closet Supply Fan SF-003	2	03-Jul-19	08-Jul-19	-380							
UMS.23.34.0305	UMS_CN_Install HVAC Elec Closet Supply Fan SF-005	2	03-Jul-19	08-Jul-19	-387							
UMS.21.12.0305	UMS_MZ_Install DSP &TSP Mains - Mezzanine Sector 3	5	08-Mar-19 A	10-Jul-19	-384							
UMS.23.73.0325	UMS_CN_Install Air Cooled Condensing Unit #3	5	03-Jul-19	10-Jul-19	-422							
UMS.23.31.0150	UMS_CN_Install HVAC - Misc Duct Concourse Level Sectors 3-6	5	08-Jul-19	12-Jul-19	-401							
UMS.23.31.0285	UMS_CN_Install HVAC Supply Main SF-001 to Cooling Units	5	29-Jan-19 A	12-Jul-19	-419							
UMS.21.12.0215	UMS_CN_Install DSP Drops & FHCs - Concourse Sector 3	4	22-Mar-19 A	16-Jul-19	-416							
UMS.23.73.0335	UMS_CN_Install Air Cooled Condensing Unit #4	5	11-Jul-19	17-Jul-19	-422							
UMS.23.31.0235	UMS_CN_Install HVAC Exhaust Main EXF-001 to Exhaust Air Plenum	4	19-Jun-18 A	23-Jul-19	-429							
UMS.21.13.0246	UMS_CN_Install Pre-Action Fire Suppression System Piping & Detectors - Main Elect Rm	5	30-Jul-18 A	26-Jul-19	-435							
UMS.23.74.0945	UMS_CN_Install Refrigerant Rack Piping - ACCU's to Chase @ A/16	10	13-Nov-17 A	31-Jul-19	-422							
UMS.08.90.0360	UMS_Install Louvers For Vent Shaft @ Stair #1	5	26-Jul-19	01-Aug-19	-430							
UMS.23.31.0335	UMS_CN_Install HVAC Exhaust Louver @ ACCU 1 & 2	5	02-Aug-19	08-Aug-19	-430							
UMS.21.12.0205	UMS_CN_Install DSP Drop & FHC - Concourse Sector 2	3	22-Mar-19 A	09-Aug-19	-439							
UMS.23.74.0755	UMS_CN_Install Refrigerant Piping - ACCU #1 to Branch Selector Unit #12	3	05-Mar-18 A	15-Aug-19	-413							
UMS.21.12.0245	UMS_CN_Install DSP Drops & FHCs - Concourse Sector 4	6	11-Mar-19 A	16-Aug-19	-426							
UMS.23.31.0325	UMS_CN_Install HVAC Supply Louver @ - SF-002	10	09-Aug-19	22-Aug-19	-430							
UMS.21.12.0275	UMS_CN_Install DSP Drops & FHCs - Concourse Sector 5	4	04-Mar-19 A	29-Aug-19	-430							

Activity ID	Activity Name	Original Duration	Start	Finish	Total Float	2019				2020				2021
						Q2	Q3	Q4	Q1	Q2	Q3	Q4	Q1	
UMS.21.12.0285	UMS_CN_Install DSP Drops & FHCs - Concourse Sector 6	4	11-Mar-19 A	05-Sep-19	-430									
UMS.23.31.0315	UMS_CN_Install HVAC Supply Main Plenum For Outside Air - SF-002	10	11-Mar-19 A	06-Sep-19	-430									
UMS.23.31.9995	UMS_CN_Startup & Test HVAC Supply Fan SF-001	5	10-Sep-19	16-Sep-19	-431									
UMS.23.31.9996	UMS_CN_Startup & Test HVAC Exhaust Fan EF-001	5	10-Sep-19	16-Sep-19	-431									
UMS.23.31.9997	UMS_CN_Startup & Test HVAC Exhaust Fan EF-002	5	10-Sep-19	16-Sep-19	-431									
UMS.23.73.9990	UMS_CN_Startup & Test Air Cooled Condensing Units #1-4	5	17-Sep-19	23-Sep-19	-441									
UMS.23.31.9990T	UMS_CN_Test HVAC - Concourse Level	7	24-Sep-19	02-Oct-19	-441									
UMS.23.31.9990B	UMS_CN_Balance HVAC - Concourse Level	7	08-Nov-19	19-Nov-19	-441									
Intermediate Strut Level		431	06-Mar-17 A	07-Nov-19	-451									
Mezzanine Level		288	04-Dec-17 A	05-Nov-19	-441									
Platform Strut Level		314	05-Mar-18 A	25-Oct-19	-441									
Platform Level		82	28-Jun-19	23-Oct-19	-441									
Under Platform Level		73	03-May-19 A	16-Aug-19	-413									
No 13-Level		24	09-Jul-18 A	16-Sep-19	-428									
Electrical		430	10-Jul-17 A	25-Nov-19	-453									
Electrical - Transportation		229	29-Mar-18 A	10-Sep-19	-420									
Architectural Finishes		444	03-Jan-17 A	26-Nov-19	-451									
Conveyances		203	03-Dec-18 A	24-Oct-19	-421									
Stairs		218	06-Aug-18 A	05-Nov-19	-439									
Startup & Testing		40	30-Sep-19	25-Nov-19	-442									
No 13-Disp		1673	09-Jan-14 A	26-Nov-19	64									
Construction CTS Station P-1254R		1533	24-Feb-14 A	27-Nov-19	63									
Preconstruction		15	27-Aug-18 A	17-Jul-19	-351									
Site Work / Utility Relocation		216	31-Dec-18 A	29-Oct-19	80									
Excavation & Support		21	27-May-19 A	19-Jul-19	-439									
Concrete/Shotcrete		264	18-Oct-18 A	30-Oct-19	-439									
Entrance Roof Level		20	04-Sep-19	02-Oct-19	-440									
Surface Level		35	11-Sep-19	30-Oct-19	-439									
Upper Mezz Level		75	03-May-19 A	20-Aug-19	-439									
CTS.03.11.200	CTS_UM Install Falsework - For Upper Mezz Level Slab	10	03-May-19 A	05-Jul-19	-439									
CTS.03.30.218	CTS_UM Form/Rebar/Pour - Upper Mezz Level Slab	15	08-May-19 A	11-Jul-19	-439									
CTS.03.30.220	CTS_UM Concrete Cure/Strip - Upper Mezz Level Slab	4	22-May-19 A	15-Jul-19	-439									
CTS.03.30.135	CTS_UM Form/Rebar/Pour/Strip - Columns Upper Mezz Slab to Surface Level	9	11-Jul-19	24-Jul-19	-420									
CTS.03.37.310	CTS_UM - Place - Shotcrete on Slurry Walls - Head House	10	16-Jul-19	30-Jul-19	-439									
CTS.07.13.170	CTS_UM - Install - Drain Mat & Waterproofing on Shotcrete Walls - Head House	10	30-Jul-19	13-Aug-19	-439									
CTS.03.30.145	CTS_UM Form/Rebar/Pour/Strip - Perimeter Walls Upper Mezz Slab to Surface Level	10	06-Aug-19	20-Aug-19	-439									
Lower Mezz Level		116	06-Mar-19 A	19-Aug-19	-441									
CTS.03.30.170	CTS_LM Form/Rebar/Pour - Lower Mezz Level Slab	14	06-Mar-19 A	03-Jul-19	-441									
CTS.03.30.185	CTS_LM Concrete Cure - Lower Mezz Level Slab	5	16-Apr-19 A	05-Jul-19	-441									
CTS.03.30.115	CTS_LM Form/Rebar/Pour/Strip - Columns Lower Mezz Slab to Upper Mezz Level	5	03-Jun-19 A	08-Jul-19	-439									
CTS.03.37.210	CTS_LM - Place - Shotcrete on Slurry Walls - Head House	10	12-Jul-19	26-Jul-19	-435									
CTS.07.13.160	CTS_LM - Install - Drain Mat & Waterproofing on Shotcrete Walls - Head House	10	22-Jul-19	02-Aug-19	-436									
CTS.03.30.125	CTS_LM Form/Rebar/Pour/Strip - Perimeter Walls Lower Mezz Slab to Upper Mezz Level	10	05-Aug-19	19-Aug-19	-441									
Concourse Level		11	29-May-19 A	19-Jul-19	-441									
CTS.03.37.012	CTS_CN - Place - Shotcrete on Slurry Walls - Head House	10	29-May-19 A	08-Jul-19	-441									
CTS.07.13.140	CTS_CN - Install - Drain Mat & Waterproofing on Shotcrete Walls - Head House	9	09-Jul-19	19-Jul-19	-441									
Intermediate Strut Level		203	18-Oct-18 A	05-Aug-19	-441									
CTS.03.30.130	Form/Rebar/Pour - Intermediate Level Slab	10	18-Oct-18 A	26-Jun-19	-441									
CTS.03.30.085	Form/Rebar/Pour/Strip - Columns Intermediate Slab to Lower Mezz Level	5	15-Apr-19 A	28-Jun-19	-441									
CTS.03.30.140	Concrete Cure - Intermediate Level Slab	5	27-Jun-19	03-Jul-19	-441									

Activity ID	Activity Name	Original Duration	Start	Finish	Total Float	2019				2020				2021	
						Q2	Q3	Q4	Q1	Q2	Q3	Q4	Q1		
CTS.07.13.150	CTS_IM - Install - Drain Mat & Waterproofing on Shotcrete Walls - Head House	9	09-Jul-19	22-Jul-19	-436										
CTS.03.37.110	CTS_IM - Place - Shotcrete on Slurry Walls - Head House	10	07-Jun-19 A	23-Jul-19	-441										
CTS.03.30.097	Form/Rebar/Pour/Strip - Perimeter Walls Intermediate Slab to Lower Mezz Level	9	23-Jul-19	05-Aug-19	-441										
Platform Level		61	15-Feb-19 A	02-Aug-19	-441										
Structural Steel		87	22-Apr-19 A	03-Oct-19	-433										
Masonry		43	26-Jun-19	26-Aug-19	-440										
Mechanical		243	05-Mar-18 A	14-Oct-19	-423										
Misc Metal		167	07-Mar-19 A	08-Nov-19	-433										
Electrical		285	09-Apr-18 A	21-Nov-19	-451										
Electrical - Transportation		45	01-Jul-19	03-Sep-19	-437										
Architectural Finishes		174	25-Feb-19 A	20-Nov-19	-429										
Conveyances		52	31-May-19 A	29-Oct-19	85										
Startup & Testing		30	14-Oct-19	25-Nov-19	-442										
No 13-Disp		1533	24-Feb-14 A	27-Nov-19	63										
Construction YBM Station P-1255		1531	08-Jan-14 A	26-Nov-19	64										
Preconstruction		15	27-Aug-18 A	17-Jul-19	-351										
Excavation & Support		1	25-Apr-16 A	16-Aug-19	-397										
Concrete/Shotcrete		460	27-Mar-17 A	09-Sep-19	-413										
Electrical		345	08-Jan-18 A	11-Sep-19	-440										
Concourse Level		139	28-Jan-19 A	11-Sep-19	-430										
Mezzanine Level		123	30-Jan-19 A	26-Aug-19	-419										
Platform Level		329	08-Jan-18 A	20-Aug-19	-424										
Under Platform Level		115	15-Feb-19 A	30-Aug-19	-423										
Electrical - Transportation		139	28-Jan-19 A	06-Sep-19	-437										
Platform Level		139	28-Jan-19 A	06-Sep-19	-437										
Under Platform Level		66	15-May-19 A	16-Aug-19	-431										
YBM.34.21.1155	YBM_IV 302 - Traction Power Rm: Set & Assemble - AC Switchgear	15	27-May-19 A	14-Jun-19 A											
YBM.34.21.1095	YBM_IV 302 - Traction Power Rm: Set & Assemble - DC Switchgear	15	15-May-19 A	15-Jul-19	-442										
YBM.34.21.1185	YBM_IV 302 - Traction Power Rm: Install - AC Control Cable Tray	5	09-Jul-19	15-Jul-19	-427										
YBM.34.21.1065	YBM_IV 302 - Traction Power Rm: Install - Auxiliary Panel K02	5	09-Jul-19	15-Jul-19	-436										
YBM.34.21.1085	YBM_IV 302 - Traction Power Rm: Install - Supervisory Panel SV01	5	28-May-19 A	15-Jul-19	-431										
YBM.34.21.1175	YBM_IV 302 - Traction Power Rm: Install Conduit Between AC & DC Switchgear	2	16-Jul-19	17-Jul-19	-416										
YBM.34.21.1195	YBM_IV 302 - Traction Power Rm: Pull & Terminate Power Cable Between AC & DC Switchgear	2	18-Jul-19	19-Jul-19	-416										
YBM.34.21.1145	YBM_IV 302 - Traction Power Rm: Install - DC Control Cable Tray	5	16-Jul-19	22-Jul-19	-422										
YBM.34.21.1075	YBM_IV 302 - Traction Power Rm: Install - Annunciator Panel K01	5	16-Jul-19	22-Jul-19	-436										
YBM.34.21.1125	YBM_IV 302 - Traction Power Rm: Install - Negative Feeder Cable Tray	5	18-Jul-19	24-Jul-19	-424										
YBM.34.21.1105	YBM_IV 302 - Traction Power Rm: Install - Supervisory Control Cable Tray	4	23-Jul-19	26-Jul-19	-436										
YBM.34.22.0330	YBM_IV 302 - Traction Power Rm: Pull - Traction Power Cables Pullbox B-01 To PS03	2	26-Jul-19	29-Jul-19	-429										
YBM.34.21.1165	YBM_IV 302 - Traction Power Rm: Terminations - DC Switchgear	10	16-Jul-19	29-Jul-19	-417										
YBM.34.21.1235	YBM_IV 302 - Traction Power Rm: Pull Wire - DC Control	5	23-Jul-19	29-Jul-19	-422										
YBM.34.22.0340	YBM_IV 302 - Traction Power Rm: Pull - Traction Power Cables Pullbox B02 To PS05	2	30-Jul-19	31-Jul-19	-429										
YBM.34.21.1255	YBM_IV 302 - Traction Power Rm: Pull Cable - Negative Feeder	5	25-Jul-19	31-Jul-19	-424										
YBM.34.22.0360	YBM_IV 302 - Traction Power Rm: Pull - Traction Power Cables Pullbox B-01 To PS06	2	01-Aug-19	02-Aug-19	-429										
YBM.34.21.1205	YBM_IV 302 - Traction Power Rm: Pull & Terminate AC Control Cable	15	16-Jul-19	05-Aug-19	-427										
YBM.34.21.1245	YBM_IV 302 - Traction Power Rm: Terminate - DC Control	5	30-Jul-19	05-Aug-19	-422										
YBM.34.22.0370	YBM_IV 302 - Traction Power Rm: Pull - Traction Power Cables PS06 to PS02	2	05-Aug-19	06-Aug-19	-429										
YBM.34.21.1265	YBM_IV 302 - Traction Power Rm: Terminations - Negative Feeder (By 1256)	5	01-Aug-19	07-Aug-19	-424										
YBM.34.22.0380	YBM_IV 302 - Traction Power Rm: Pull - Traction Power Cables Pullbox B02 To PS01	2	07-Aug-19	08-Aug-19	-429										
YBM.34.22.0390	YBM_IV 302 - Traction Power Rm: Pull - Traction Power Cables PS01 to PS04	2	09-Aug-19	12-Aug-19	-429										
YBM.34.21.1115	YBM_IV 302 - Traction Power Rm: Pull & Terminate - Supervisory Control Cable	15	29-Jul-19	16-Aug-19	-436										

Activity ID	Activity Name	Original Duration	Start	Finish	Total Float	2019				2020				2021	
						Q2	Q3	Q4	Q1	Q2	Q3	Q4	Q1		
Conveyances		403	10-Jan-18 A	17-Sep-19	-434										
Startup & Testing		40	30-Sep-19	25-Nov-19	-442										
No 13-Disp		1514	08-Jan-14 A	26-Nov-19	64										
Construction STS P-1256		1527	09-Jan-14 A	26-Nov-19	64										
Preconstruction		15	27-Aug-18 A	12-Jul-19	-348										
Concrete/Shotcrete		257	25-Jun-18 A	22-Jul-19	-399										
Tunnel Concrete		343	22-Jan-18 A	23-Oct-19	-435										
Structural Steel		15	03-Sep-18 A	12-Jul-19	-431										
Electrical		72	02-Jul-19	11-Oct-19	-427										
Electrical - Transportation		33	26-Jun-19	09-Aug-19	-442										
Trackwork		523	20-Jun-17 A	13-Sep-19	107										
Platform Level		523	20-Jun-17 A	13-Sep-19	107										
STS.32.13.1310	STS_R/F/P Phase 1 4th Street Curbs & Gutters - At Brannan St Intersection	5	20-Jan-18 A	26-Jun-19	-375										
STS.32.13.1340	STS_R/F/P Phase 1 4th Street Sidewalks - At Brannan St Intersection	5	21-Jan-18 A	26-Jun-19	-361										
STS.32.13.1320	STS_R/F/P Phase 1 4th Street 12" Base Slab - At Brannan St Intersection	5	20-Jan-18 A	28-Jun-19	-372										
STS.32.13.1300	STS_Prepare Phase 1 4th Street Subgrade - At Brannan St Intersection	5	20-Jan-18 A	02-Jul-19	-375										
STS.34.11.0530	STS_Install: Trackwork - Through Brannan St Intersection	5	26-Jun-19	02-Jul-19	-430										
STS.34.11.0540	STS_Install: Trackwork - Brannan St Intersection To Freelon St	5	03-Jun-19 A	03-Jul-19	-430										
STS.32.13.1540	STS_R/F/P Phase 1 4th Street Sidewalks - At Bryant St Intersection	5	22-Aug-17 A	08-Jul-19	-361										
STS.34.11.0575	STS_ F/R/P Trackway Pavement - King To Townsend St	5	08-Feb-19 A	11-Jul-19	-430										
STS.32.13.1510	STS_R/F/P Phase 1 4th Street Curbs & Gutters - At Bryant St Intersection	5	18-Aug-17 A	15-Jul-19	-380										
STS.32.13.1330	STS_R/F/P Phase 1 4th Street 2" A/C Wearing Surface - At Brannan St Intersection	1	22-Jan-18 A	16-Jul-19	-366										
STS.34.11.0590	STS_ F/R/P Trackway Pavement - Townsend St To Bluxome St	5	12-Jul-19	18-Jul-19	-430										
STS.34.11.0600	STS_ F/R/P Trackway Pavement - Bluxome St To Brannan	5	10-Jun-19 A	23-Jul-19	-430										
STS.34.11.170	Install SB Trackwork & Crossover - Thru Chinatown Station (539TF)	20	07-Jan-19 A	31-Jul-19	-439										
STS.34.11.0610	STS_ F/R/P Trackway Pavement - Through Brannan St Intersection	5	26-Jul-19	01-Aug-19	-430										
STS.34.11.0260	STS_ Prepare Trackway Subgrade - Through Brannan St Intersection	5	29-Jul-19	02-Aug-19	103										
STS.34.11.0620	STS_ F/R/P Trackway Pavement - Brannan St Intersection To Freelon St	5	17-Jun-19 A	06-Aug-19	-430										
STS.32.13.960	STS_R/F/P Phase 2 4th Street 2" A/C Wearing Surface - At Brannan St Intersection	1	20-Jun-17 A	06-Aug-19	-380										
STS.34.11.0430	STS_ F/R/P Trackway Slab - Townsend St To Bluxome St	10	18-Dec-17 A	07-Aug-19	103										
STS.34.11.160	Install SB Trackwork - Chinatown Station to North Limit (339 TF)	5	01-Aug-19	07-Aug-19	-439										
STS.34.11.0630	STS_ F/R/P Trackway Pavement - Through Freelon St Intersection	5	27-May-19 A	09-Aug-19	-430										
STS.34.11.0440	STS_ F/R/P Trackway Slab - Bluxome St To Brannan	10	14-Dec-17 A	13-Aug-19	103										
STS.34.11.0640	STS_ F/R/P Trackway Pavement - Freelon St To Bryant St	5	10-Jun-19 A	16-Aug-19	-430										
STS.34.11.0450	STS_ F/R/P Trackway Slab - Through Brannan St Intersection	5	15-Aug-19	21-Aug-19	103										
STS.34.11.0460	STS_ F/R/P Trackway Slab - Brannan St Intersection To Freelon St	10	10-Jun-19 A	22-Aug-19	103										
STS.34.11.0470	STS_ F/R/P Trackway Slab - Through Freelon St Intersection	5	27-May-19 A	06-Sep-19	103										
STS.34.11.0475	STS_ F/R/P Trackway Slab - Freelon St To Bryant St	10	27-May-19 A	13-Sep-19	103										
Track System Work		90	06-Apr-15 A	27-Jun-19	-440										
No 13-Disp		1527	09-Jan-14 A	26-Nov-19	64										
Unallocated Contingency		168	26-Jun-19	27-Feb-20	-293										

Appendix C

PROJECT SCOPE AND FUNDING OVERVIEW

Project Overview

The Central Subway Project will construct a modern, efficient light-rail line that will improve public transit in San Francisco. This new 1.7-mile extension of Muni's T Third Line will provide direct connections to major retail, sporting and cultural venues while efficiently transporting people to jobs, educational opportunities and other amenities throughout the city.

The Central Subway Project is Phase 2 of the San Francisco Municipal Transportation Agency's (SFMTA) Third Street Light Rail Transit Project. Phase 1 of the project constructed a 5.1-mile light-rail line along the densely populated 3rd Street corridor. It began revenue service in April 2007, restoring light-rail service to a high transit-ridership area of San Francisco for the first time in 50 years.

The Central Subway Project will extend the T Third Line from the 4th Street Caltrain Station to Chinatown, providing a direct, rapid transit link from the Bayshore and Mission Bay areas to SoMa, Union Square and downtown.

Four new stations will be built along the 1.7-mile project alignment—an above-ground station at 4th and Brannan streets and three underground stations at Moscone Center, Union Square and Chinatown.

The Central Subway will run through the burgeoning technology and digital-media hub in SoMa, where dozens of companies have taken up residence along the 4th Street corridor. Increased



Project Overview - continued

transit options will attract new employers – the Central Subway makes travel more convenient throughout the corridor and improves connections to downtown, local and regional rail and the Muni bus system.

The Central Subway Project will contribute to San Francisco’s economic competitiveness and help secure the city’s status of a regional, national and global hub. It will provide a pollution-free transit option that will reduce the environmental impact of transportation in the city, save natural resources, reduce traffic congestion and improve public transit for thousands of San Franciscans.

Funding Overview

The Central Subway Project is funded by the federal government, the State of California, the Metropolitan Transportation Commission, the San Francisco County Transportation Authority (SFCTA) and the City and County of San Francisco.

The majority of funding for the Central Subway Project is expected to be provided by the Federal Transit Administration’s (FTA) New Starts program, with a total commitment over the life of the project of \$942.2 million. To date, \$41 million in Department of Transportation Congestion Mitigation and Air Quality Improvement Program funds have been committed and expended.

With the addition in the December 2013 MPR of work to relocate the retrieval site for two tunnel boring machines (TBMs), the SFMTA’s baseline budget for the Central Subway Project is \$1.588 billion. In total, about half of the Third Street Light Rail Transit Project’s funding is from federal sources, with the remaining half from state and local sources. This is in line with the expectations of the FTA for New Starts-financed programs.

The table below summarizes the local, state and federal fund sources for both phases of the T Third Line including with the addition of the retrieval shaft to the Phase 2 totals.

	T Third (Phase 1)	Central Subway (Phase 2 + Retrieval Shaft Relocation)	Total (Phase 1 + Phase 2 + Retrieval Shaft Relocation)	Percentage of Total
Federal	\$123.380	\$983.225	\$1,106.605	49.5%
State	\$160.700	\$471.100	\$631.800	28.2%
Local	\$364.380	\$133.675	\$498.055	22.3%
Total	\$648.460	\$1,588.000	\$2,236.460	100.0%

All amounts in millions of dollars

The six charts that follow summarize use of fund sources by phase and with the addition of the retrieval shaft relocation additional budget and funding:

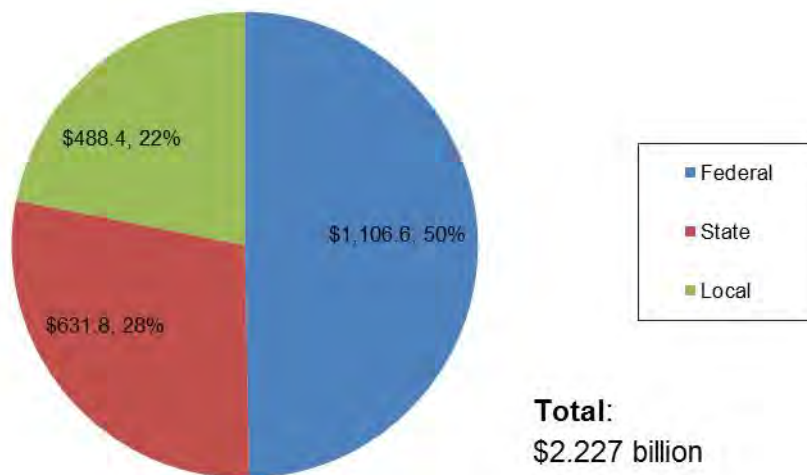
- Phase 1 + Phase 2 of the T Third Line federal, state and local funding percentages previous to the addition of the retrieval shaft relocation budget and funding in December 2013.

Funding Overview - continued

- Phase 2 Central Subway Project only total funding source percentages previous to the addition of the retrieval shaft relocation budget and funding.
- Phase 2 Central Subway Project only detail of the six State and Local funding sources previous to the addition of the retrieval shaft relocation.
- The next three charts that follow are the above three data sets above with the retrieval shaft relocation budget and funding added to the overall presentation.

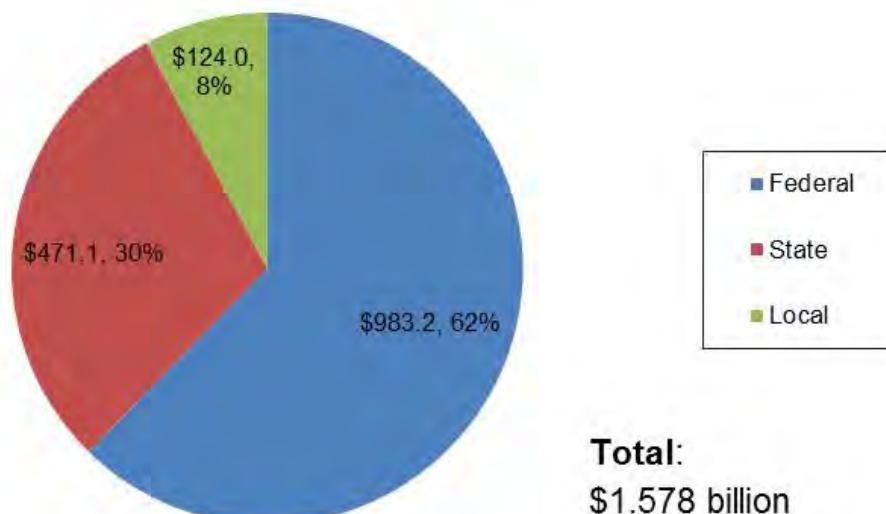
Third Street Light Rail Transit Project Funding

Phase 1 + Phase 2
(\$ in millions)



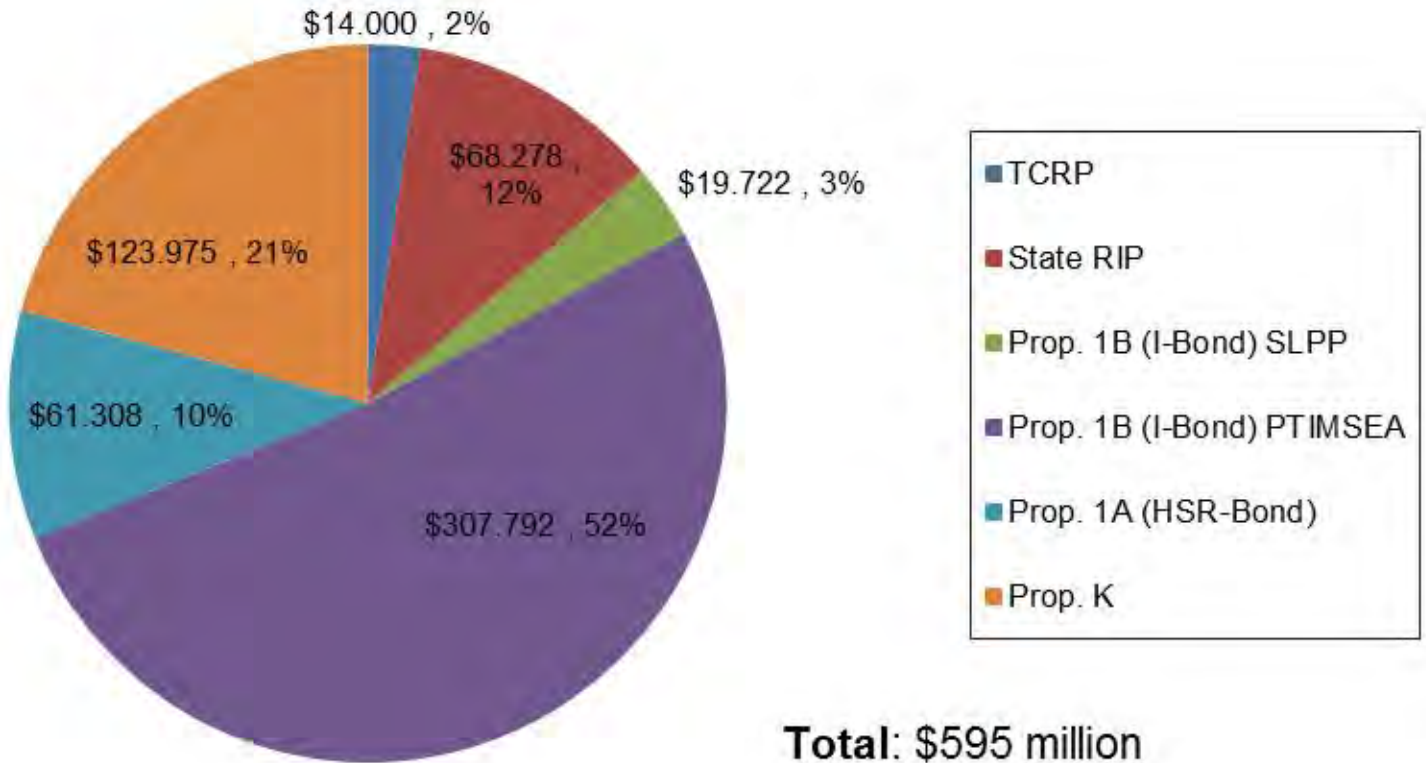
Central Subway Project Funding

Phase 2
(\$ in millions)



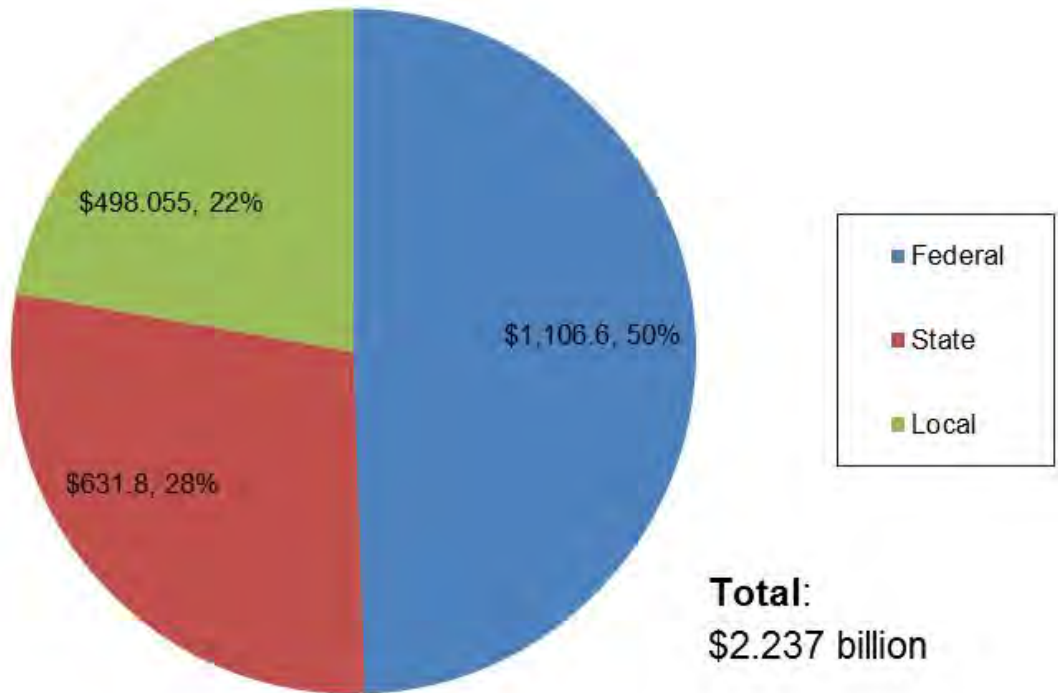
State and Local Funding

Phase 2
(\$ in millions)



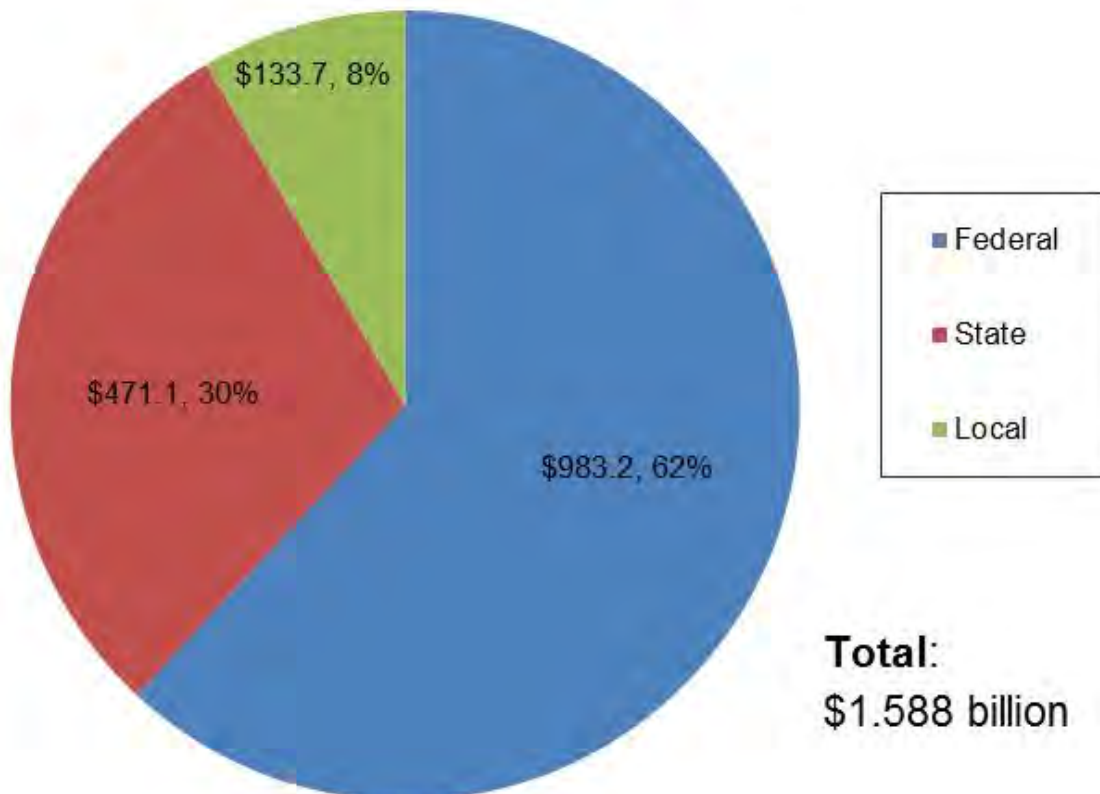
Third Street Light Rail Transit Project Funding

Phase 1 + Phase 2 + Retrieval Shaft Relocation
(\$ in millions)

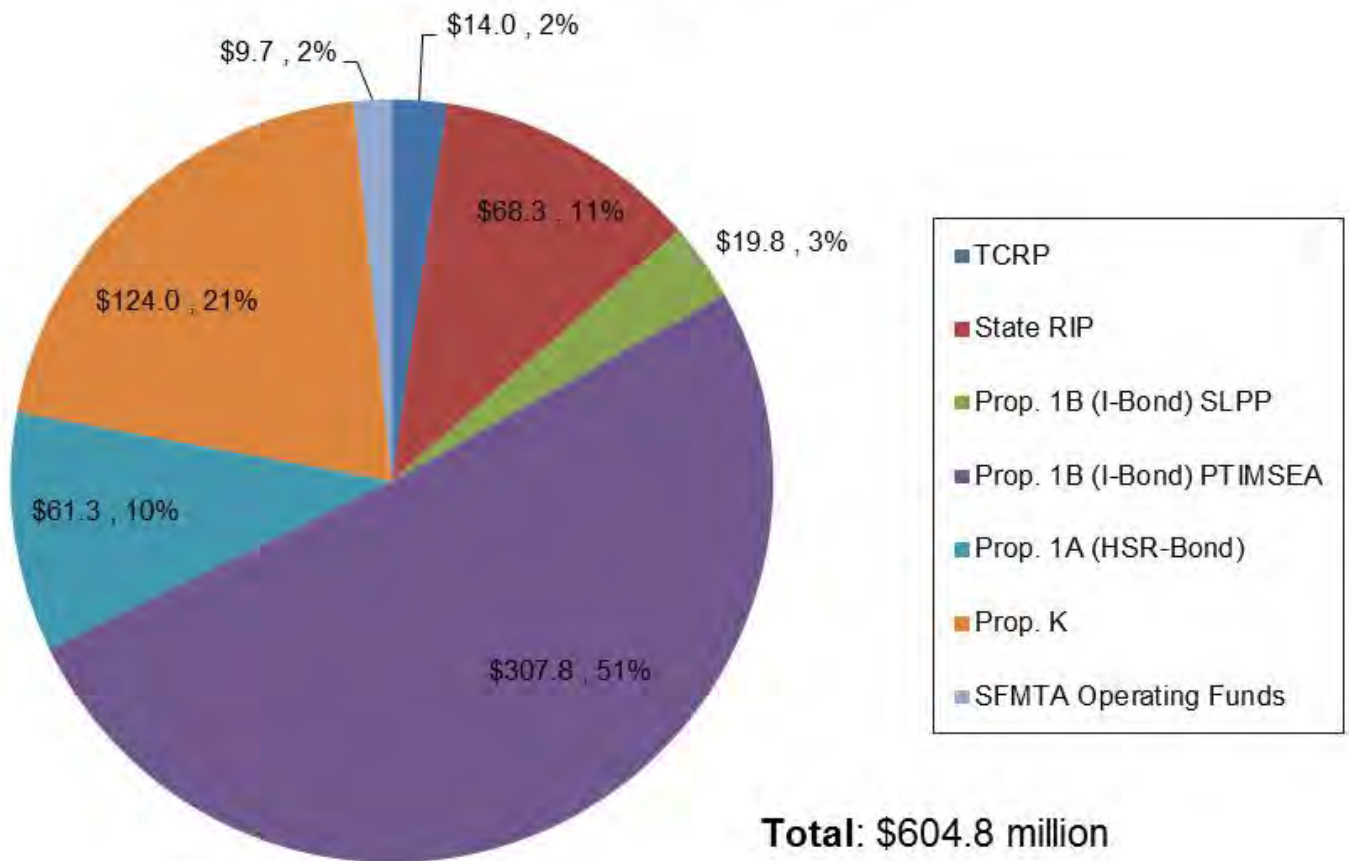


Central Subway Project Funding

Phase 2 + Retrieval Shaft Relocation
(\$ in millions)



State and Local Funding Phase 2 + Retrieval Shaft Relocation (\$ in millions)



Appendix D

COMPLETED CONTRACTS

Moscone Station and Portal Utility Relocation

Contract 1250

Contractor: Synergy Project Management, Inc.

Budget/Expenditures

Category	Amount
Original Budget	\$11,227,316
Expenditures Final	\$11,968,150
Utility Reimbursements	(\$2,275,419)
Final Program Cost	\$9,692,731
Budget Impact (Underrun)	(\$1,534,585)

Contract Details

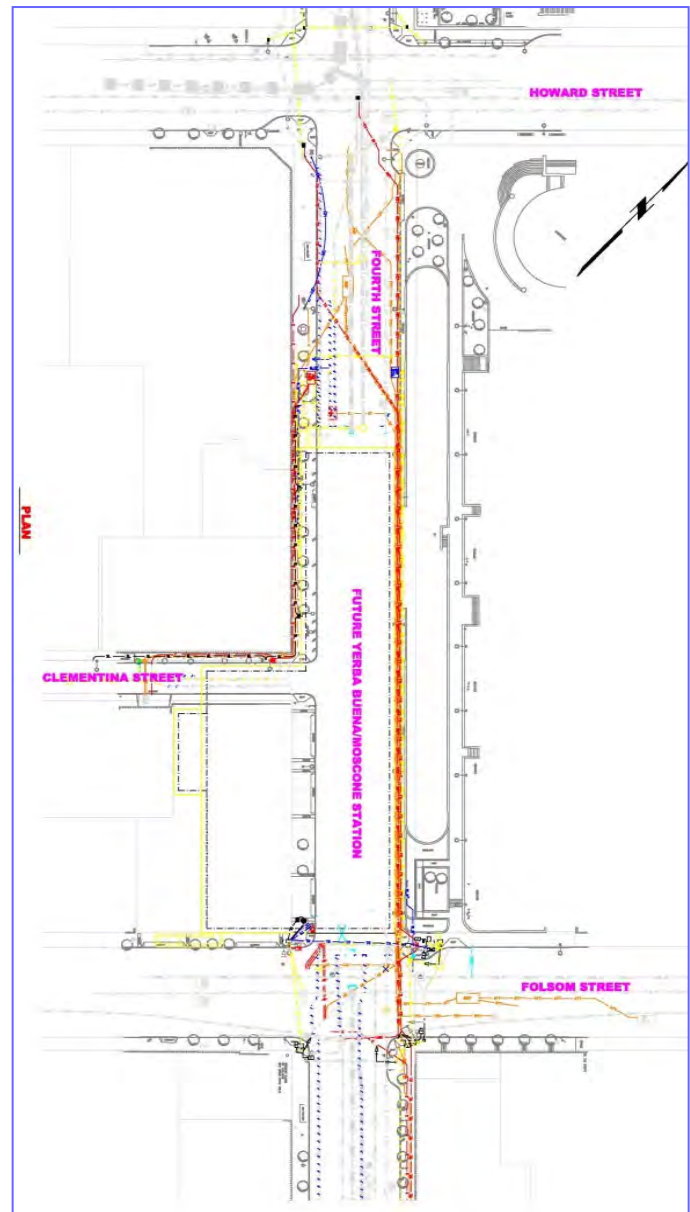
Contract Awarded:	November 17, 2009
Notice to Proceed:	January 4, 2010
Substantial Completion:	June 23, 2011
Contract Award Value:	\$ 9,273,939
Modifications Final :	\$ 2,694,211
Final Contract Value:	\$11,968,150

Status

- Work complete
- Project closeout administration and documentation
- Final Completion Date: June 23, 2011

Description

This project relocates utilities within the footprint of the proposed Yerba Buena/Moscone Station and the 4th Street Portal where the tunnel boring machines will descend underground. Also included is installation of building protections and monitoring of buildings adjacent to utility trenches.



Union Square/Market Street Station Utility Relocation

Contract 1251

Contractor: Synergy Project Management, Inc.

Budget/Expenditures	
Category	Amount
Original Budget	\$22,199,847
Expenditures Final	\$20,669,081
Utility Reimbursements	(7,413,510)
Final Program Costs	\$13,176,169
Budget Impact (Underrun)	(9,023,678)


Contract Details	
Contract Awarded:	December 7, 2010
Notice to Proceed:	January 12, 2011
Substantial Completion:	August 16, 2012
Contract Award Value:	\$16,832,550
Modifications Final:	\$3,836,531
Final Contract Value:	\$20,669,081

Status

- Final completion on October 15, 2012
- Completed punch list work
- Project Final Acceptance on November 15, 2013
- Completed final construction contract administrative closeout in June 2017

Description

This project relocates utilities for the Union Square/Market Street Station and temporarily reroutes existing trolley coach lines around the construction.



Central Subway Pagoda Palace Demolition

Contract 1277 Contractor: MH Construction

Work Description

Demolish and clear the former Pagoda Theater for use the site to recover the tunnel boring machines when tunnels are completed in 2015. Locate and supply contractor facilities and installations. Obtain permits and approvals and coordinate work with City agencies and utility companies. Furnish and install signs and distribute notices to the local community prior to commencing with construction, cleanup and remove of debris from the site.

- Contract funded by SFMTA Operating funds
- Work was substantially completed September 24, 2013
- Completed administrative closeout in June 2016

Budget/Expenditures	
Category	Amount
Current Budget	\$648,976
Expenditures to Date	\$648,976

Contract Details	
Contract Awarded:	June 12, 2013
Notice to Proceed:	July 15, 2013
Substantial Completion:	Sept. 24, 2013
Contract Award Value:	\$498,995
Modifications to Date:	\$149,981
Current Contract Value:	\$648,976



Central Subway Tunneling

Contract 1252 Contractor: Barnard Impregilo Healy Joint Venture

Description of Work

1.5-mile twin bore tunnels from Hwy I-80 to North Beach using two tunnel boring machines (TBMs). Contractor procurement and installation of the TBMs; construction of the TBM launch box and retrieval shaft excavation support; Yerba Buena/Moscone Station and Union Square/Market Street Station end walls; tunnel excavation and installation of precast segmental lining, the 4th Street portal transition to the surface and cross passages. Throughout, settlement monitoring and protection of existing utilities, buildings and BART tunnels.

Status

- Final Completion Date: May 15, 2015
- Completed administrative closeout in November 2018

Budget/Expenditures	
Category	Amount
Current Budget	\$239,973,354
Other Project Budget	\$5,150,000
Other Offset Credits	\$1,312,101
Expenditures Final	\$239,973,354

Contract Details	
Contract Awarded:	June 28, 2011
Notice to Proceed 1:	January 27, 2012
Notice to Proceed 2:	March 14, 2012
Partial NTP 3:	April 12, 2012
Notice to Proceed 3:	October 15, 2012
Substantial Completion:	April 15, 2015
Contract Award Value:	\$233,584,015
Modifications to Date:	\$6,389,339
Final Contract Value:	\$239,973,354



Appendix E

SBE PARTICIPATION

Quarterly Report

Current Report: April 2019 – June 2019

PROGRAM SUPPORT CONTRACTS – SBE PARTICIPATION

Appendix E presents the Central Subway Program Small Business Enterprise or SBE goals and the actual SBE participation achieved to date – as of June 30, 2019.¹

CS Program SBE Summary Table for Professional Services and Construction Contracts

The summary compares the dollar value of the Base Contracts, the SBE Contract Goals, the percent and dollar value expended to date and the SBE actual participation to date.

Contract No.	Contractor	Services/Segment	A	B	C	D	E	F	G	
			Contract Amount	SFMTA SBE Contract Goal	Contract Expenditure to Date (Est.)	SBE Actual to Date	SBE Contract \$s = A * B	SBE Amount to Date = C * D	Contractor's SBE Goal (in Bid)	
A Project Professional Services Contracts			millions		millions		millions	millions		
1	149	CS Partnership	Project Management	\$85.14	30%	\$82.15	32.4%	\$25.54	\$26.60	31.4%
2	156	Hill International	Project Controls Task 1	\$17.11	26%	\$10.12	29.3%	\$4.45	\$2.96	26.0%
3	155-1	PB Telemon	Tunnels Design	\$7.94	30%	\$7.90	30.2%	\$2.38	\$2.39	31.6%
4	155-2	CS Design Group	Stations Design	\$37.05	30%	\$44.10	31.6%	\$11.12	\$13.94	36.4%
5	155-3	HNTB, Inc.- B&C	Systems, Track & Surface Station Design	\$17.23	30%	\$15.83	25.3%	\$5.17	\$4.01	30.0%
Subtotal Professional Services				\$164.48		\$160.11		\$48.66	\$49.90	
B Project Construction Contracts			millions		millions		millions	millions		
1	1250	Synergy Inc	Utility Relocation 1	\$11.97	20%	\$11.97	97.2%	\$2.39	\$11.63	96.4%
2	1251	Synergy Inc	Utility Relocation 2	\$20.79	20%	\$20.79	87.4%	\$4.16	\$18.18	94.9%
3	1252	BIH	Tunnels and Portal - in Construction	\$239.97	6%	239.97	5.8%	\$14.40	\$13.88	6.1%
4	1277	MH Construction	Pagoda Demolition	\$0.65	100%	\$0.65	100.0%	\$0.65	\$0.65	100.0%
5	1300	Tutor-Perini	Stations/Track/Systems - in Construction	847.40	20%	\$719.08	20.5%	\$169.48	\$147.70	25.5%
Subtotal Construction Contracts				\$1,120.79		\$992.47		\$191.08	\$192.03	
Contract	Contractor	Services/Segment	Base Contract	SFMTA Goal	Expenditures	SBE Actual	= A * B	= C * D	Bid Goal	
			A	B	C	D	E	F	G	

SBE Summary Table Notes and Sources:

- a) Column A is the base contract amount awarded. Column B is the Agency SBE goal percent for each contract awarded.

The SFMTA SBE Contract Goals are also on the Central Subway web site under the listing of on-going contracts – see “**Closed and Awarded Contracts**” at this link: <http://centralsubwaysf.com/content/closed-and-awarded-contracts>

- b) Column C shows each contract’s current amount expended to date (estimated) including accruals. Column D is the actual SBE percent level of each contract based on payments to date.

Column E is the expected SBE dollar amount when the contract amount is completed and the SFMTA SBE goal achieved using this calculation: Columns A * B = Column E, the SBE Expected \$ Amount.

Column F is the actual SBE dollar amount out of the total contract expenditure to date:

Columns C * D = Column F, the SBE Expended \$ Amount.

¹ An SBE is a for-profit, small business concern with a three (3) year average gross revenue not exceeding \$14 million or \$12 million, depending on the scope of work to be performed, that is certified under any of the following programs: the State of California’s Small Business Program with the Department of General Services (“State Program”), the City and County of San Francisco’s LBE Program (“City Program”), or the California Unified Certification Program (“Federal DBE program”).

The source of the SBE Actual percent to date and dollar amounts are Progress Payment Applications and Contractor's monthly submittals that may include the current estimated accruals. The BIH SBE percent is from the contractor's progress payment #40, Form 6.

- c) Column G, the Contractor's SBE Goal in the submitted bid, is background information that is not calculated in the table. The table source of the Contractor's SBE Goals is from the SFMTA Contract Compliance Office. A Contractor's SBE goal in the bid is one source used by SFMTA Contract Compliance to assess and propose the Agency's SBE goal for a contract.
- d) The three constructions contracts shown in **bold type, 1250, 1251 and 1277**, with gray background, are completed contracts. Little to no changes will be shown in future reports.
- e) The SBE Hill International Actual to Date SBE participation is 29.3% for the overall SFMTA contract. The Hill International data is for the Central Subway Task 1 portion of the Hill International contract to provide SFMTA Project Controls services and systems.
- f) The SBE SFMTA goal for Contract 1300 Tutor-Perini is 20% SBE with a provision of 50% for trucking.

The 1300 Tutor-Perini SBE percent Actual is based on the SBE data provided in Progress Payment #66, June 2019, SFMTA SBE FORM No. 6.

- g) The SBE SFMTA goal for Contract 1277 MH Construction was based on an SBE set-aside.

SBE Participation Details

The two tables that follow present the Central Subway's professional services and construction contract amounts, expenditures and SBE levels with additional details.

Active Professional Services Contracts - SBE Participation Details

As of: 6/30/2019

Contract:	Project Management and Construction management	
Contract No.	CS-149 Central Subway Partnership*	
Status:	On-going	
	Base Contract Value	\$85,139,092
	Approved Change Orders	-0-
	Current Contract Value	\$85,139,092
	Expended to Date (est.)	82,153,601
	% Expended	96.5%
	SBE SFMTA Goal	30.0%
	SBE Participation	32.4%

Contract:	Project Controls Cost and Schedule Support	
Contract No.	CS 156 Hill International Task 1*	
Status:	On-going	
	Base Contract Value	\$17,112,873
	Approved Change Orders	-0-
	Current Contract Value	\$17,112,873
	Expended to Date (est.)	\$10,115,598
	% Expended	59.1%
	SBE SFMTA Goal	26.0%
	SBE Participation	29.3%

Contract:	Design Package 1 for CNs 1250, 1251 and 1252 Tunnels	
Contract No.	CS-155-1 PB / Telemon*	
Status:	Design is completed. Construction support ongoing	
	Base Contract Value	\$5,795,000
	Approved Change Orders (7)	\$2,145,159
	Current Contract Value	\$7,940,159
	Expended to Date (est.)	\$7,904,713
	% Expended	99.6%
	SBE SFMTA Goal	30.0%
	SBE Participation	30.2%

Contract:	Design Package 2 for 1253 UMS, 1254 CTS, 1255 YBM Stations.	
Contract No.	CS-155-2 Central Subway Design Group*	
Status:	Design is completed. Construction support ongoing	
	Base Contract Value	\$39,949,948
	Approved Change Orders (4)	\$7,950,658
	Current Contract Value	\$47,900,606
	Expended to Date (est.)	\$44,102,374
	% Expended	92.1%
	SBE SFMTA Goal	30.0%
	SBE Participation	31.6%

Contract:	DP 3 Systems, Track work, Surface station.	
Contract No.	CS-155-3 HNTB-B&C*	
Status:	Design is completed. Construction support ongoing	
	Base Contract Value	\$16,864,250
	Approved Change Orders (9)	\$368,002
	Current Contract Value	\$17,232,252
	Expended to Date (est.)	15,833,259
	% Expended	91.9%
	SBE SFMTA Goal	30.0%
	SBE Participation	25.3%

* denotes accrual

Active and Completed Construction Contracts - SBE Participation Details

Data as of: 6/30/2019

Contract:	Synergy Inc Utility Relocation 1 YBM & Launch Box	
Contract No.	1250	
Status:	Contract is completed and closed out	
	Base Contract Value	\$9,273,939
	Approved Change Orders	\$2,694,211
	Final Contract Value	\$11,968,150
	% Expended	100%
	SBE SFMTA Goal	20%
	SBE Participation To Date	97.2%
Contract:	Synergy Inc Utility Relocation 2 UMS	
Contract No.	1251	
Status:	Contract is completed and closed out	
	Base Contract Value	\$16,832,550
	Approved Change Orders	3,836,531
	Final Contract Value	\$20,699,081
	% Expended	100%
	SBE SFMTA Goal	20.0%
	SBE Participation To Date	87.4%
Contract:	Pagoda Palace Demolition / MH Construction	
Contract No.	1277	
Status:	Contract is completed and closed out	
	Base Contract Value	\$498,995
	Approved Change Orders	\$149,981
	Final Contract Value	\$648,976
	% Expended	100%
	SBE SFMTA Goal	100%
	SBE Participation To Date	100%
Contract:	Tunnels Barnard/Impregilo/Haley	
Contract No.	1252	
Status:	Contract is completed and closed out	
	Base Contract Value	\$233,584,015
	Approved Change Orders	\$6,389,339
	Current Contract Value	\$239,973,354
	Expended to Date (est.)	\$239,973,354
	% Expended	100%
	SBE SFMTA Goal	6.0%
	SBE Participation To Date	5.8%
Contract:	Stations and Systems / Tutor Perini	
Contract No.	1300	
Status:	Contract is completed and closed out	
	Base Contract Value	\$839,676,400
	Approved Change Orders	\$6,747,655
	Current Contract Value	\$846,424,055
	Expended to Date (est.)	\$719,082,913
	% Expended	85.0%
	SBE SFMTA Goal	20.0%
	SBE Participation To Date	20.5%

Photos on the next page:

(top to bottom) June 2019: At Chinatown Station, waterproofing and rebar have been added to build the interior shell of the arched fare gate station cavern entrance. Interior structural and design elements continue to be added to Union Square Market Street Station, including escalators and stairs. At Yerba Buena/Moscone station, crews continue installing utility conduits, walls, systems, and other station interior elements. Crews continue installing conduits for utilities and systems, as well as some rail segments, lighting and tunnel walkways at Surface, Track, and Systems.

central subway

Central Subway Project Office
530 Bush Street, Suite 400
San Francisco, CA 94108
Email: central.subway@sfmta.com



www.centralsubwaysf.com



www.twitter.com/central_subway



www.facebook.com/centralsubway



www.centralsubwayblog.com



www.youtube.com/municentralsubwaysf



www.flickr.com/municentralsubway

This document is published by the SFMTA and the City and County of San Francisco as a service to individuals and agencies interested in the Central Subway Project. Funding for the Central Subway is made possible through funds provided by the Federal Transit Administration, the State of California, the Metropolitan Transportation Commission and the San Francisco County Transportation Authority.

