



**VISION
ZERO
SF**

Through Vision Zero SF we commit to working together to prioritize street safety and eliminate traffic deaths in San Francisco by 2024

VISION ZERO SF: *ELIMINATING TRAFFIC DEATHS BY 2024*

AUGUST 3, 2017

OVERVIEW

- ❖ What is Vision Zero?
- ❖ How Are We Doing?
 - ❖ Traffic Fatalities through June 2017
 - ❖ Vision Zero Priority Project Updates
 - ❖ Executive Directive 16-03
 - ❖ Education
 - ❖ Enforcement
 - ❖ Policy
- ❖ Updated High Injury Network

WHAT IS VISION ZERO?

Vision Zero SF is the City's road safety policy that will build safety and livability into our streets, protecting the one million people who move about the City every day.



SFMTA
Municipal
Transportation
Agency



TRAFFIC FATALITIES THROUGH JUNE 2017

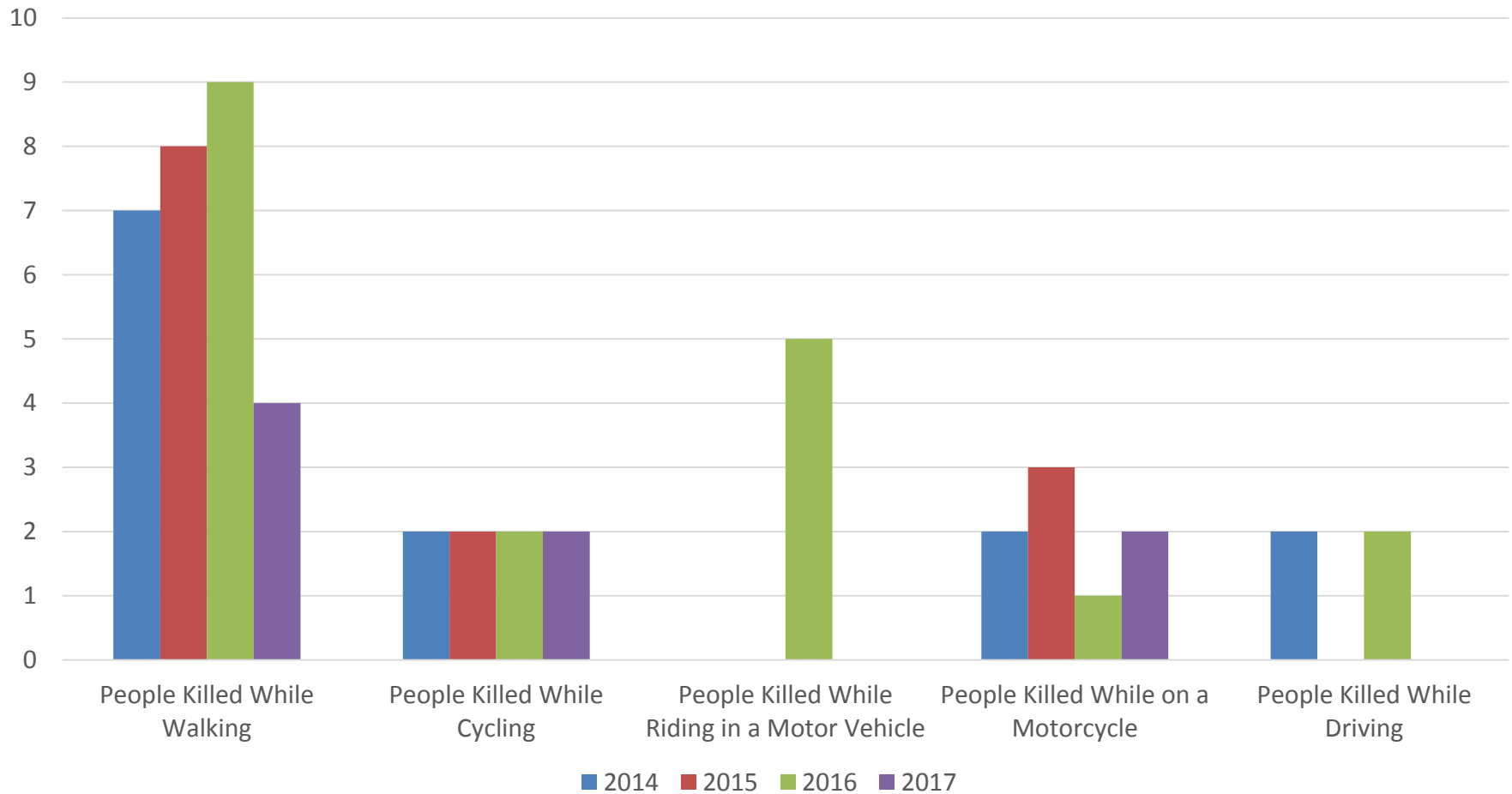
Through June 2017 there have been eight (8) traffic fatalities on the streets of San Francisco:

- Four (4) Pedestrians Killed
- Two (2) Cyclists Killed
- Two (2) Motorcyclists Killed

Traffic Victim	2017		2016			2015			2014		
	June Count	Year to Date Total	June Count	Year to Date Total	Year End Total	June Count	Year to Date Total	Year End Total	June Count	Year to Date Total	Year End Total
People Killed While Walking	0	4	1	9	16	3	8	22	2	7	21
People Killed While Cycling	1	2	2	2	3	1	2	4	1	2	3
People Killed While Riding in a Motor Vehicle	0	0	0	5	5	0	0	0	0	0	1
People Killed While on a Motorcycle	1	2	0	1	1	1	3	6	0	2	4
People Killed While Driving	0	0	0	2	5	0	0	1	1	2	2
TOTAL	2	8	3	19	30	5	13	31	4	15	31

TRAFFIC FATALITIES IN SAN FRANCISCO BY MODE

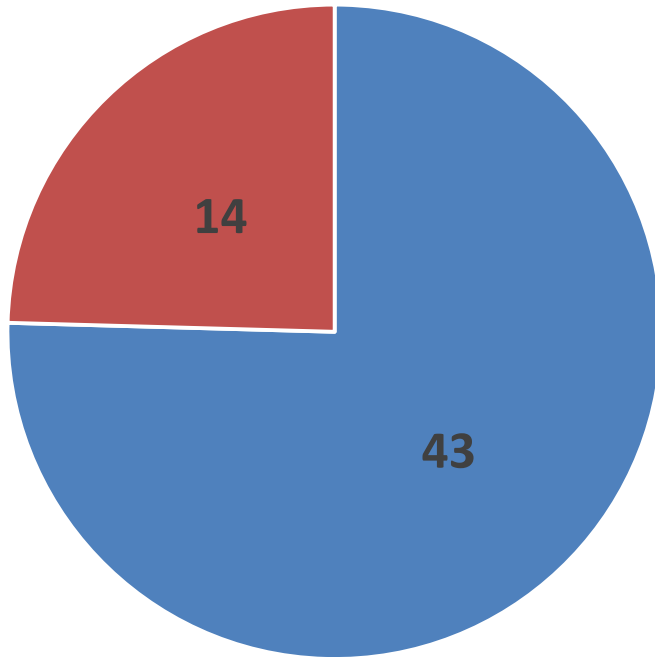
JANUARY THROUGH JUNE (2014, 2015, 2016, 2017)



2016-2017 VISION ZERO PRIORITY PROJECTS

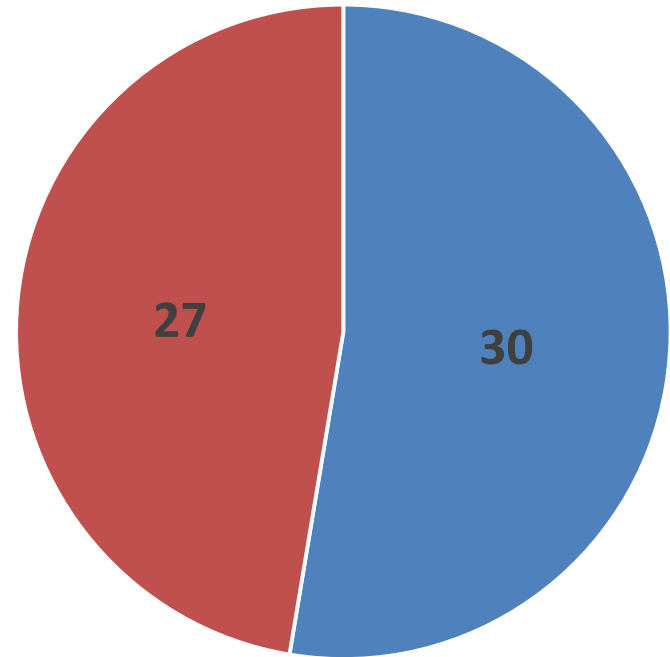
Project Type

- Infrastructure Projects
- Non-Infrastructure Projects



Project Status (as of 6/2017)

- Milestone Achieved
- In Progress



EXECUTIVE DIRECTIVE 16-03

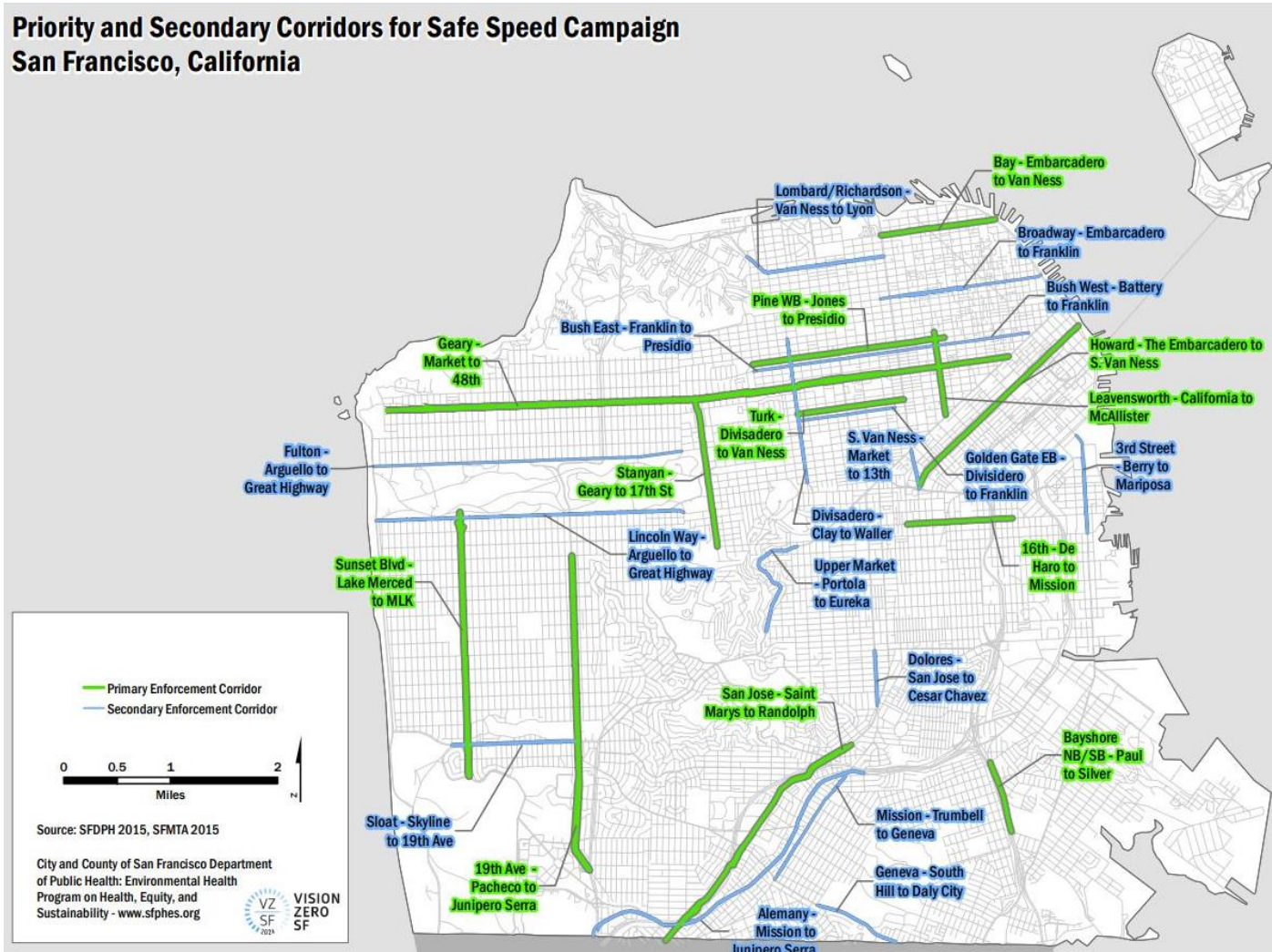
On August 4th, Mayor Lee issued his Executive Directive on Achieving Vision Zero, challenging staff to deliver several specific and crucial projects within nine months.

- ✓ Nine (9) speed humps in Golden Gate Park
- ✓ New, high-visibility signals on 7th and 8th Streets
- ✓ Telematics devices in all city vehicles
- ✓ SFPD is meeting its “Focus on the Five” target of issuing 50% of citations for the most dangerous traffic violations
- ✓ Three (3) parking-protected bike lanes on 7th, 8th, and 13th Streets

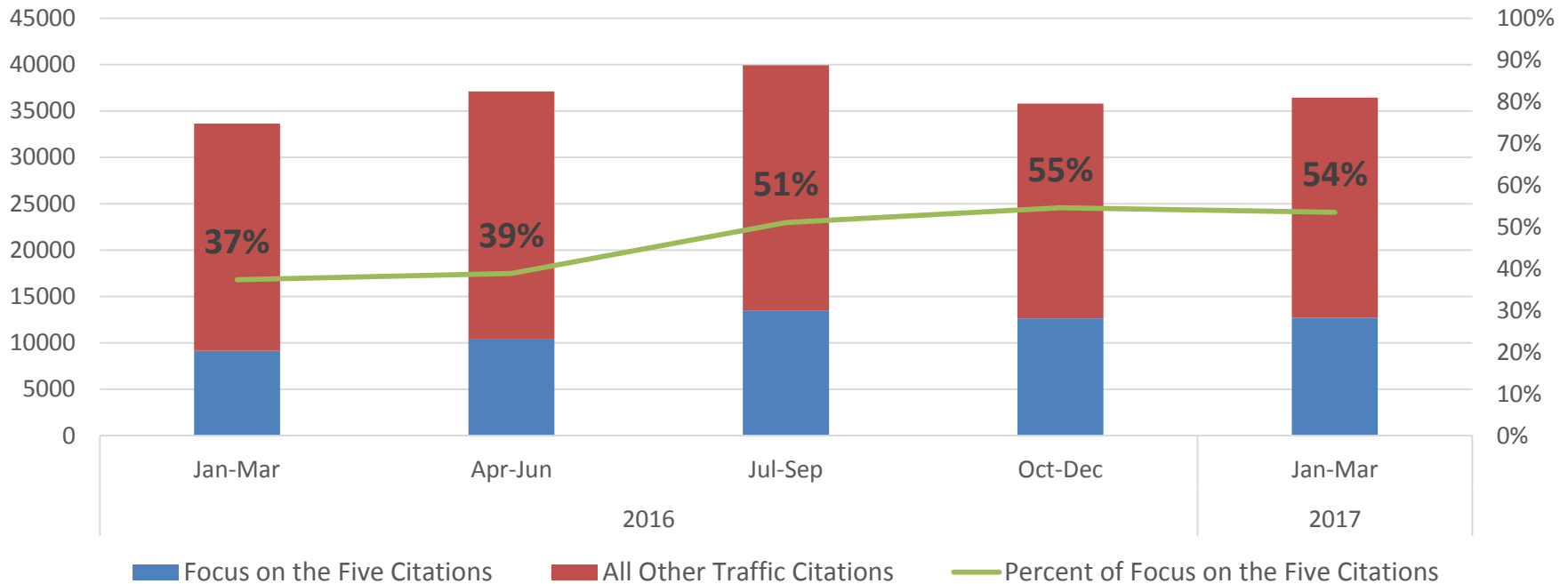
EDUCATION & ENFORCEMENT: SAFE SPEEDS CAMPAIGN

- Launched in Sept 2016
- Strategic yearlong speed enforcement and education initiative focused on high-injury and high-speed corridors

**Priority and Secondary Corridors for Safe Speed Campaign
San Francisco, California**



ENFORCEMENT: *FOCUS ON THE FIVE*



Year	Quarter	Focus on the Five Citations	All Other Traffic Citations	Percent Focus on the Five Citations
2016	Jan-Mar	9,153	24,486	37%
	Apr-Jun	10,378	26,723	39%
	Jul-Sep	13,499	26,437	51%
	Oct-Dec	12,641	23,154	55%
2017	Jan-Mar	12,700	23,734	54%

POLICY: AUTOMATED SPEED ENFORCEMENT

Assembly Bill 342 (Chiu): This bill would authorize a pilot program for automated speed enforcement in San Francisco and San Jose.

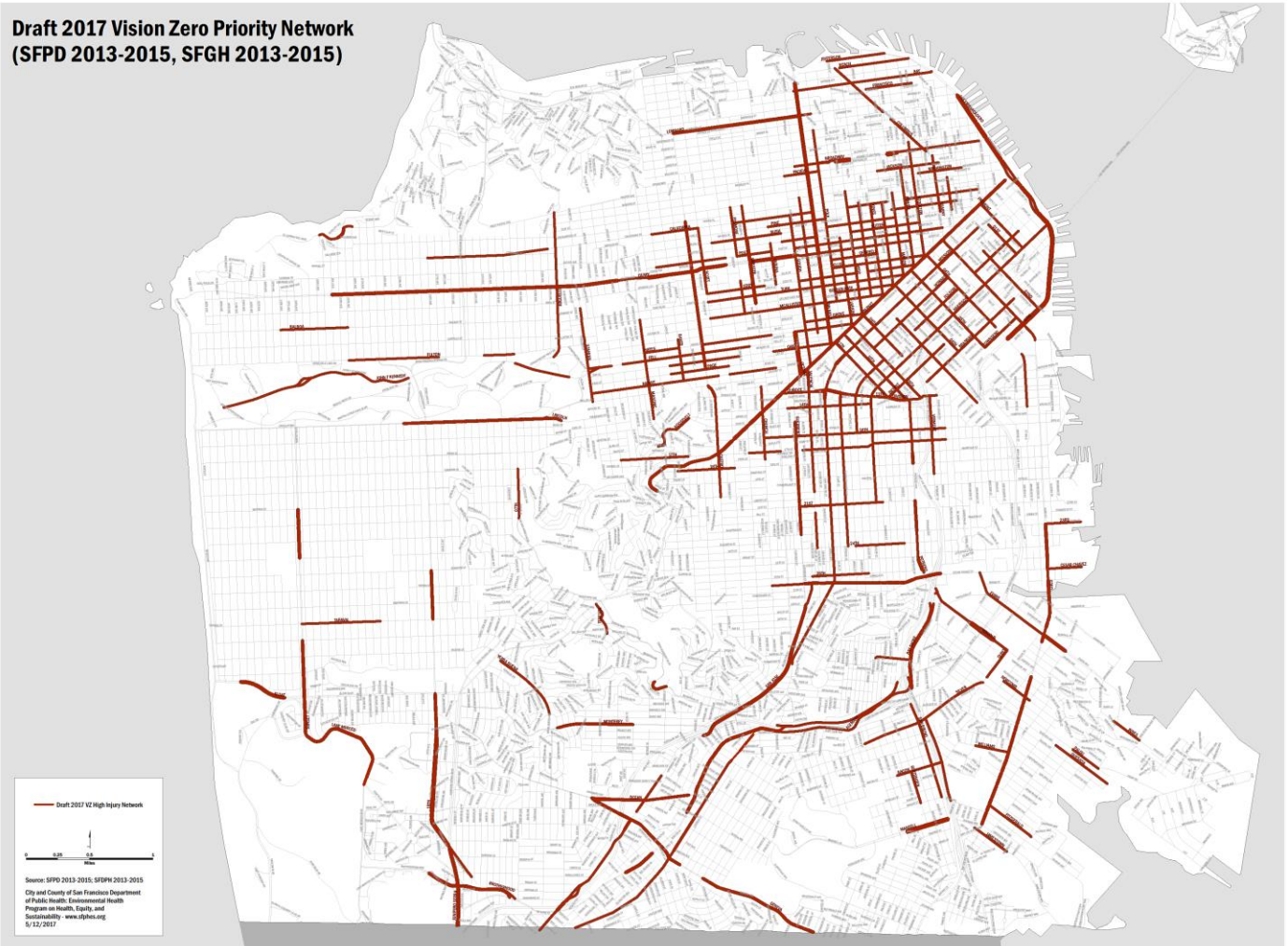
- Assembly Privacy and Consumer Protection Committee
 - Passed 6-4 on April 18th, 2017
 - Discussion on the policy issues around the use of automated enforcement
 - Primary Opposition
 - Association of California Highway Patrolmen (CHP Union)
 - Police Officers Associate of California
- Assembly Transportation Committee
 - Faced opposition of Committee Chair, and the bill Chiu requested that the bill be turned into a two-year bill, allowing for continued discussions with those who oppose it



UPDATED HIGH INJURY NETWORK

Updated high injury network uses both SFPD collision reports as well as hospital data

Draft 2017 Vision Zero Priority Network (SFPD 2013-2015, SFGH 2013-2015)



VISIONZEROSF.ORG

Questions?

Chava Kronenberg

Pedestrian Safety Program Manager

Chava.Kronenberg@sfmta.com