



Quarterly Report to the SFMTA Bond Oversight Committee

October – December 2015 (Q2)
San Francisco Municipal Transportation Agency



SFMTA
Municipal
Transportation
Agency

[Page Blank]

Table of Contents

Overview	1
Bond Expenditures	3
Series 2012B	5
Series 2013	7
Series 2014	9
Project Status Reports	11
9 th and Division Improvements	13
19 Polk: Polk Street Transit Priority Project	15
33 Stanyan Overhead Replacement Project Phase I	17
Above Grade PCS & Signal Visibility Improvement	19
Balboa Streetscape	21
Bicycle Parking	23
Bicycle Strategy Capital Projects - Oak and Fell Bikeways Resurfacing	25
Bicycle Strategy Capital Projects - Polk Street Northbound Separated Bikeway	27
Bicycle Strategy Capital Projects – Wiggle Neighborhood Green Corridor	29
Broadway Chinatown Streetscape	31
C3 Blue Light Emergency Phone Replacement	33
C3 Integrated Systems Replacement	35
Church and Duboce Project	37
Columbus Ave. Streetscape Project	39
Elevator Safety and Reliability Project	41
Excelsior and South Bernal Areawides	43
Franklin Street Bulbouts	45
Geary-Gough Peter Yorke Bulbout	47
Gough Street Pedestrian Safety Improvements	49
Islais Creek Phase II Improvements	51
L Taraval Track Rail & Overhead Rehabilitation	53
M Ocean View Track Replacement	55
Masonic Avenue Streetscape	57
Mission and Silver Fast Track Transit Enhancements	59

Mission Valencia Raised Cycletrack.....	61
Muni Green Center Roof Rehabilitation.....	63
Muni Metro Sunset Tunnel Rail Rehabilitation	65
Muni Metro Turnback Rail Rehabilitation.....	67
Muni Metro Turnback Water Intrusion Mitigation.....	69
Muni Metro Twin Peaks Tunnel Rail Replacement.....	71
Operator Restrooms (Operator Convenience Facilities Phase I).....	73
Operator Restrooms (Operator Convenience Facilities Phase II)	75
Parking Garage Projects – Condition Assessment, Waterproofing & Ventilation	77
Parking Garage Project – Elevator Modernization Condition Assessment of 7 Garages.....	79
Parking Garage Project – Golden Gateway Garage Ventilation	81
Parking Garage Project – Japan Center Garage Ventilation.....	83
Parking Garage Project – Lombard Garage Waterproofing.....	85
Parking Garage Project – Sutter Stockton Garage Ventilation	87
Pedestrian Countdown Signals Design.....	89
Persia Triangle Street Improvements.....	91
Polk Streetscape.....	93
Procurement of Light Rail Vehicles.....	95
Radio Replacement.....	97
Safe Routes to School Projects – Alamo Elementary.....	99
Safe Routes to School Projects – Denman	101
Safe Routes to School Projects – Tenderloin	103
Traffic Calming Improvements - Applications	105
Traffic Calming Improvements - Area Wide	107
Traffic Calming Improvements – Backlog Spot Improvements.....	109
Traffic Calming Improvements - Site Specific	111
Traffic Calming Program Implementation.....	113
Transit Spot Improvement – 24 th Street & Castro Bus Bulb Construction	115
Transit Spot Improvement – Columbus Bus Bulbs	117
Transit Spot Improvement - Muni Forward – 5 Fulton Mid Route Phase I.....	119
Transit Spot Improvement - Muni Forward – 5 Fulton Outer Route	121

Overview

This report to the San Francisco Municipal Transportation Agency (SFMTA) Bond Oversight Committee (BOC) covers the period through the second quarter of FY15/16, which ended on December 31, 2015.

The following Series' numbers reflect transactions through December 31, 2015.

SERIES 2012B SFMTA REVENUE BOND RECAP	
TOTAL AMOUNT BONDS PAID TO DATE	\$25,067,052
AMOUNT ENCUMBERED	\$414,199
REMAINING BALANCE	\$218,749
GRAND TOTAL	\$25,700,000

SERIES 2013 SFMTA REVENUE BOND RECAP	
TOTAL AMOUNT BONDS PAID TO DATE	\$27,452,089
AMOUNT ENCUMBERED	\$7,491,062
REMAINING BALANCE	\$40,056,849
GRAND TOTAL	\$75,000,000

SERIES 2014 SFMTA REVENUE BOND RECAP	
TOTAL AMOUNT BONDS PAID TO DATE	\$1,380,231
AMOUNT ENCUMBERED	\$12,215,960
REMAINING BALANCE	\$61,403,809
GRAND TOTAL	\$75,000,000

[Page Blank]

Bond Expenditures

[Page Blank]

Bond Summary - December 2015 Expenditures

Series 2012B Bonds

Issued on July 11, 2012

ORIGINAL AMOUNT	REVISED AMOUNT ¹	PROJECT	BOND FUNDING	TO BE ALLOCATED BY PROGRAM	BONDS PAID December 2015	TOTAL BONDS PAID	ENCUMBERED	BOND AMOUNT AVAILABLE	Project Budget			Project Expenditures			TOTAL PROJECT BALANCE
									SERIES 2012B BONDS	OTHER FUNDING	TOTAL	SERIES 2012B BONDS	OTHER FUNDING	TOTAL	
		Balboa Streetscape	126,234		-	126,234	-	-	126,234	-	126,234	126,234	-	126,234	-
		Bicycle Parking	750,000		-	750,000	-	-	750,000	-	750,000	750,000	-	750,000	-
		Bicycle Strategy Capital Projects – Polk Street Northbound Separated Bikeway	481,267		-	481,267	-	-	481,267	799,275	1,280,542	481,267	721,497	1,202,764	77,778
		Church and Duboce Project	37,466		-	37,466	-	-	37,466	384,903	422,369	37,466	241,043	278,509	143,860
		Exploratorium Crosswalk	250,000		-	250,000	-	-	250,000	-	250,000	250,000	-	250,000	-
		Franklin Street Bulbouts	48,508		-	48,508	-	-	48,508	250,000	298,508	48,508	83,391	131,899	166,609
		Geary-Gough Peter Yorke Bulbout	183,499		3,016	142,825	-	40,674	183,499	-	183,499	142,825	-	142,825	40,674
\$1,500,000	\$1,876,974	Systemwide Transit Access and Reliability Program	\$1,876,974	-	\$3,016	\$1,836,300	-	\$40,674	\$1,876,974	\$1,434,178	\$3,311,152	\$1,836,300	\$1,045,931	\$2,882,231	\$428,921
		Muni Metro Sunset Tunnel Rail Rehabilitation	2,210,474		340,611	2,210,474	-	-	2,210,474	24,938,024	27,148,498	2,210,474	14,680,095	16,890,569	10,257,929
\$900,000	\$2,210,474	Muni Metro Sunset Tunnel Rail Rehabilitation	\$2,210,474	-	\$340,611	\$2,210,474	-	-	\$2,210,474	\$24,938,024	\$27,148,498	\$2,210,474	\$14,680,095	\$16,890,569	\$10,257,929
		Muni Metro Turnback Rail Rehabilitation	1,635,366		-	1,635,366	-	-	1,635,366	97,199	1,732,565	1,635,366	97,199	1,732,565	-
		Muni Metro Turnback Water Intrusion Mitigation	462,112		-	462,112	-	-	462,112	233,819	695,931	462,112	233,819	695,931	-
\$3,000,000	\$2,097,478	Muni Metro Turnback Rehabilitation	\$2,097,478	-	-	\$2,097,478	-	-	\$2,097,478	\$331,018	\$2,428,496	\$2,097,478	\$331,018	\$2,428,496	-
		Muni Green Center Rail Rehabilitation	2,100,000		-	2,100,000	-	-	2,100,000	37,290,002	39,390,002	2,100,000	19,213,728	21,313,728	18,076,274
		Muni Green Center Roof Rehabilitation	6,239,574		-	6,222,970	740	15,864	6,239,574	551,000	6,790,574	6,222,970	462,219	6,685,189	105,385
\$7,200,000	\$8,339,574	Muni Green Light Rail Facility Rehabilitation	\$8,339,574	-	-	\$8,322,970	\$740	\$15,864	\$8,339,574	\$37,841,002	\$46,180,576	\$8,322,970	\$19,675,947	\$27,998,917	\$18,181,659
		n/a													
\$1,600,000	-	Muni System Radio Replacement Project	-	-	-	-	-	-	-	-	-	-	-	-	-
		C3 Integrated Systems Replacement	6,175,500		-	6,175,500	-	-	6,175,500	33,125,446	39,300,946	6,175,500	26,391,059	32,566,559	6,734,387
\$6,500,000	\$6,175,500	Muni Metro System Public Announcement and Public Display System Replacement	\$6,175,500	-	-	\$6,175,500	-	-	\$6,175,500	\$33,125,446	\$39,300,946	\$6,175,500	\$26,391,059	\$32,566,559	\$6,734,387
		Parking Garage Projects - Condition Assessment, Waterproofing & Ventilation	5,000,000		254,499	4,424,330	413,459	162,211	5,000,000	2,458,916	7,458,916	4,424,330	1,058,990	5,483,320	1,975,596
\$5,000,000	\$5,000,000	Parking Garage Projects	\$5,000,000	-	\$254,499	\$4,424,330	\$413,459	\$162,211	\$5,000,000	\$2,458,916	\$7,458,916	\$4,424,330	\$1,058,990	\$5,483,320	\$1,975,596
\$25,700,000	25,700,000	PROJECTS	\$25,700,000	-	\$598,126	\$25,067,052	\$414,199	\$218,749	\$25,700,000	\$100,128,584	\$125,828,584	\$25,067,052	\$63,183,040	\$88,250,092	\$37,578,492

TOTAL (Bond Funding + To Be Allocated) \$25,700,000

SERIES 2012B SFMTA REVENUE BOND RECAP	
TOTAL AMOUNT BONDS PAID TO DATE	\$25,067,052
AMOUNT ENCUMBERED	\$414,199
REMAINING BALANCE	\$218,749
GRAND TOTAL	\$25,700,000

INTEREST EARNED through December 31, 2015 \$288,449

¹ Revised Amounts based on 10/05/2015 Memo to the SFMTA Board

[Page Blank]

Bond Summary -December 2015 Expenditures

Series 2013 Bonds

Issued on November 13, 2013

ORIGINAL AMOUNT	REVISED AMOUNT ¹	PROJECT	BOND FUNDING	TO BE ALLOCATED BY PROGRAM	BONDS PAID December 2015	TOTAL BONDS PAID	ENCUMBERED	BOND AMOUNT AVAILABLE	Project Budget			Project Expenditures			TOTAL PROJECT BALANCE
									SERIES 2013A BONDS	OTHER FUNDING	TOTAL	SERIES 2013A BONDS	OTHER FUNDING	TOTAL	
		9th and Division Improvements	100,000		-	-	-	100,000	100,000	-	100,000	-	-	-	100,000
		Above Grade PCS & Signal Visibility Improvement	451,000		641	383,515	29,810	37,675	451,000	-	451,000	383,515	-	383,515	67,485
		Excelsior & South Bernal Areawides	569,255		16,555	193,028	55,423	320,804	569,255	-	569,255	193,028	-	193,028	376,227
		Gough Street Pedestrian Safety Improvements	437,587		3,540	405,041	-	32,546	437,587	-	437,587	405,041	-	405,041	32,546
		Pedestrian Countdown Signals (Design)	500,000		11,839	366,092	-	133,908	500,000	2,000,000	2,500,000	366,092	-	366,092	2,133,908
		Persia Triangle Street Improvements	450,000		20,350	151,969	-	298,031	450,000	1,003,419	1,453,419	151,969	463,875	615,844	837,575
		Safe Routes to School Projects - Alamo Elementary	87,800		-	63,212	-	24,588	87,800	690,533	778,333	63,212	544,593	607,805	170,528
		Safe Routes to School Projects - Denman	29,200		406	19,902	-	9,298	29,200	240,006	269,206	19,902	199,565	219,467	49,739
		Safe Routes to School Projects - Tenderloin	333,922		289	48,344	8,054	277,524	333,922	851,655	1,185,577	48,344	135,864	184,208	1,001,369
		Traffic Calming Improvements - Applications	236,400		771	215,259	-	21,141	236,400	-	236,400	215,259	-	215,259	21,141
		Traffic Calming Improvements - Area Wide	777,700		32,506	237,433	137,509	402,758	777,700	-	777,700	237,433	-	237,433	540,267
		Traffic Calming Improvements - Backlog Spot Improvements	532,400		17,287	134,907	-	397,493	532,400	-	532,400	134,907	-	134,907	397,493
		Traffic Calming Improvements - Site Specific	497,100		11,954	371,764	-	125,336	497,100	-	497,100	371,764	-	371,764	125,336
\$5,000,000	\$5,437,587	Pedestrian Safety & Traffic Signal Improvements TOTAL	\$5,002,364	\$435,223	\$116,138	\$2,590,466	\$230,796	\$2,181,102	\$5,002,364	\$4,785,613	\$9,787,977	\$2,590,466	\$1,343,897	\$3,934,363	\$5,853,614
		C3 Blue Light Emergency Phone Replacement	6,000,000		369,622	5,265,657	265,881	468,462	6,000,000	15,529,585	21,529,585	5,265,657	7,456,570	12,722,227	8,807,358
		Radio Replacement	2,000,000		-	-	-	2,000,000	2,000,000	101,840,526	103,840,526	-	34,512,833	34,512,833	69,327,693
		Transit Spot Improvement - 24th Street & Castro Bus Bulb Construction	295,000		16,923	240,918	-	54,082	295,000	-	295,000	240,918	-	240,918	54,082
		Transit Spot Improvement - Columbus Bus Bulbs	400,000		-	307,398	-	92,602	400,000	191,168	591,168	307,398	100,000	407,398	183,770
		Transit Spot Improvement - Muni Forward – 5 Fulton Mid Route Phase I	800,000		26,650	446,626	-	353,374	800,000	-	800,000	446,626	-	446,626	353,374
		Transit Spot Improvement - Muni Forward – 5 Fulton Outer	1,505,000		8,636	101,059	-	1,403,941	1,505,000	-	1,505,000	101,059	-	101,059	1,403,941
\$11,000,000	\$11,000,000	Transit System Safety & Other Transit Improvements TOTAL	\$11,000,000	-	\$421,831	\$6,361,658	\$265,881	\$4,372,461	\$11,000,000	\$117,561,279	\$128,561,279	\$6,361,658	\$42,069,403	\$48,431,061	\$80,130,218
		Bicycle Strategy Capital Projects - Oak and Fell Bikeways Resurfacing	345,000		-	290,072	-	54,928	345,000	453,617	798,617	290,072	82,737	372,809	425,808
		Bicycle Strategy Capital Projects - Polk Street Northbound Separated Bikeway	165,275		-	89,972	-	75,303	165,275	1,115,267	1,280,542	89,972	1,112,792	1,202,764	77,778
		Bicycle Strategy Capital Projects - Wiggle Neighborhood Green Corridor	228,400		50,072	117,048	-	111,352	228,400	71,000	299,400	117,048	50,289	167,337	132,063
		Broadway Chinatown Streetscape	1,910,000		228	24,410	108,533	1,777,057	1,910,000	-	1,910,000	24,410	-	24,410	1,885,590
		Masonic Avenue Streetscape	3,021,058		55,121	1,940,359	11,708	1,068,991	3,021,058	185,365	3,206,423	1,940,359	185,365	2,125,724	1,080,699
\$9,000,000	\$9,000,000	Street Capital Improvements TOTAL	\$5,669,733	\$3,330,267	\$105,421	\$2,461,861	\$120,241	\$3,087,631	\$5,669,733	\$1,825,249	\$7,494,982	\$2,461,861	\$1,431,183	\$3,893,044	\$3,601,938
		Islais Creek Phase II Improvements	3,650,000		234,294	234,294	3,267,155	148,551	3,650,000	41,512,334	45,162,334	234,294	7,539,349	7,773,643	37,388,691
		Operator Restrooms (Operator Convenience Facilities Phase I)	1,554,080		12,686	1,086,109	231,225	236,746	1,554,080	1,885,059	3,439,139	1,086,109	1,885,059	2,971,168	467,971
		Operator Restrooms (Operator Convenience Facilities Phase II)	927,569		50,883	461,594	139,121	326,854	927,569	3,017,431	3,945,000	461,594	54,153	515,747	3,429,253
		Parking Garage Projects - Condition Assessment, Waterproofing & Ventilation	1,722,431		80,796	1,058,990	62,819	600,622	1,722,431	5,736,485	7,458,916	1,058,990	4,424,330	5,483,320	1,975,596
\$7,000,000	\$8,500,000	Facility Improvements TOTAL	\$7,854,080	\$645,920	\$378,659	\$2,840,987	\$3,700,320	\$1,312,773	\$7,854,080	\$52,151,309	\$60,005,389	\$2,840,987	\$13,902,891	\$16,743,878	\$43,261,511
		33 Stanyan Overhead Replacement Project Phase I	1,892,852		30,964	30,964	530,661	1,331,227	1,892,852	11,605,069	13,497,921	30,964	1,161,282	1,192,246	12,305,675
		L Taraval Track Rail & Overhead Rehab	100,000		4,952	4,952	-	95,048	100,000	400,000	500,000	4,952	37,542	42,494	457,506
		M Ocean View Track Replacement	772,000		4,952	13,330	-	758,670	772,000	1,438,000	2,210,000	13,330	426,593	439,923	1,770,077
		Muni Metro Sunset Tunnel Rail Rehabilitation	7,500,000		494,951	6,230,599	304,250	965,151	7,500,000	19,648,498	27,148,498	6,230,599	10,659,970	16,890,569	10,257,929
		Muni Metro Twin Peaks Tunnel Rail Replacement	2,754,780		19,533	2,499,396	147,519	107,865	2,754,780	718,346	3,473,126	2,499,396	713,195	3,212,591	260,535
\$30,500,000	\$28,562,413	Transit Fixed Guideway Improvements TOTAL	\$13,019,632	\$15,542,781	\$555,352	\$8,779,241	\$982,430	\$3,257,961	\$13,019,632	\$33,809,913	\$46,829,545	\$8,779,241	\$12,998,582	\$21,777,823	\$25,051,722
		Procurement of Light Rail Vehicles	12,500,000		1,475,827	4,417,876	2,191,394	5,890,730	12,500,000	141,425,602	153,925,602	4,417,876	2,150,893	6,568,769	147,356,833
\$12,500,000	\$12,500,000	MUNI Fleet TOTAL	\$12,500,000	-	\$1,475,827	\$4,417,876	\$2,191,394	\$5,890,730	\$12,500,000	\$141,425,602	\$153,925,602	\$4,417,876	\$2,150,893	\$6,568,769	\$147,356,833
\$75,000,000	\$75,000,000	PROJECTS	\$55,045,809	\$19,954,191	\$3,053,228	\$27,452,089	\$7,491,062	\$20,102,658	\$55,045,809	\$351,558,965	\$406,604,774	\$27,452,089	\$73,896,849	\$101,348,938	\$305,255,836

TOTAL (Bond Funding + To Be Allocated) \$75,000,000

SERIES 2013 SFMTA REVENUE BOND RECAP	
TOTAL AMOUNT BONDS PAID TO DATE	\$27,452,089
AMOUNT ENCUMBERED	\$7,491,062
REMAINING BALANCE	\$40,056,849
GRAND TOTAL	\$75,000,000

INTEREST EARNED through December 31, 2015 \$841,869

¹ Revised Amounts based on 10/05/2015 Memo to the SFMTA Board

[Page Blank]

Bond Summary - December 2015 Expenditures

Series 2014 Bonds

Issued on December 10, 2014

ORIGINAL AMOUNT	REVISED AMOUNT ¹	PROJECT	BOND FUNDING	TO BE ALLOCATED BY PROGRAM	BONDS PAID December 2015	TOTAL BONDS PAID	ENCUMBERED	BOND AMOUNT AVAILABLE	Project Budget			Project Expenditures			TOTAL PROJECT BALANCE
									SERIES 2014A BONDS	OTHER FUNDING	TOTAL	SERIES 2014A BONDS	OTHER FUNDING	TOTAL	
		Columbus Ave. Streetscape Project	414,590		-	-	-	414,590	414,590	100,000	514,590	-	99,869	99,869	414,721
		Pedestrian Countdown Signals (Construction)	2,000,000		-	-	-	2,000,000	2,000,000	500,000	2,500,000	-	366,092	366,092	2,133,908
		Polk Streetscape	883,750		11,792	107,910	-	775,840	883,750	-	883,750	107,910	-	107,910	775,840
		Safe Routes to School Projects - Denman	462,100		7,126	10,755	-	451,345	462,100	932,475	1,394,575	10,755	143,094	153,849	1,240,726
		Traffic Calming Program Implementation	400,000		18,390	128,522	-	271,478	400,000	-	400,000	128,522	-	128,522	271,478
\$11,000,000	\$11,000,000	Pedestrian Safety & Traffic Signal Improvements TOTAL	\$4,160,440	\$6,839,560	\$37,308	\$247,187	-	\$3,913,253	\$4,160,440	\$1,532,475	\$5,692,915	\$247,187	\$609,055	\$856,242	\$4,836,673
		19 Polk: Polk Street Transit Priority Project	86,250		-	-	-	86,250	86,250	-	86,250	-	-	-	86,250
		C3 Blue Light Emergency Phone Replacement	3,500,000		-	-	-	3,500,000	3,500,000	18,029,585	21,529,585	-	12,722,227	12,722,227	8,807,358
		Mission and Silver Fast Track Transit Enhancements	344,000		-	309,000	-	35,000	344,000	-	344,000	309,000	-	309,000	35,000
		Transit Spot Improvements - Columbus Bus Bulbs	91,168		-	-	-	91,168	91,168	500,000	591,168	-	407,398	407,398	183,770
\$7,500,000	\$16,500,000	Transit System Safety & Spot Improvements TOTAL	\$4,021,418	\$12,478,582	-	\$309,000	-	\$3,712,418	\$4,021,418	\$18,529,585	\$22,551,003	\$309,000	\$13,129,625	\$13,438,625	\$9,112,378
		Bicycle Strategy Capital Projects - Oak and Fell Bikeways Resurfacing	421,118		364	50,239	-	370,879	421,118	377,499	798,617	50,239	322,570	372,809	425,808
		Mission Valencia Raised Cycletrack	142,066		-	5,681	-	136,385	142,066	-	142,066	5,681	-	5,681	136,385
\$5,000,000	\$15,227,540	Complete Street Capital Improvements TOTAL	\$563,184	\$14,664,356	\$364	\$55,920	-	\$507,264	\$563,184	\$377,499	\$940,683	\$55,920	\$322,570	\$378,490	\$562,193
		Elevator Safety & Reliability Project	750,000		-	-	-	750,000	750,000	2,200,000	2,950,000	-	-	-	2,950,000
		Islais Creek Phase II Improvements	6,350,000		-	-	6,350,000	-	6,350,000	38,812,334	45,162,334	-	7,773,643	7,773,643	37,388,691
		Operator Restrooms (Operator Convenience Facilities Phase II)	3,017,431		26,850	54,154	-	2,963,277	3,017,431	927,569	3,945,000	54,154	461,593	515,747	3,429,253
		Parking Garage Projects - Condition Assessment, Waterproofing & Ventilation	51,630		-	-	-	51,630	51,630	7,407,286	7,458,916	-	5,483,320	5,483,320	1,975,596
		Parking Garage Project - Elevator Modernization Condition Assessment of 7 Garages	250,000		23,153	51,519	-	198,481	250,000	-	250,000	51,519	-	51,519	198,481
		Parking Garage Project - Golden Gateway Garage Ventilation	3,517,000		71,000	473,500	2,157,500	886,000	3,517,000	-	3,517,000	473,500	-	473,500	3,043,500
		Parking Garage Project - Japan Center Garage Ventilation	3,140,000		4,876	93,792	-	3,046,208	3,140,000	-	3,140,000	93,792	-	93,792	3,046,208
		Parking Garage Project - Lombard Garage Waterproofing	3,926,000		-	-	-	3,926,000	3,926,000	-	3,926,000	-	-	-	3,926,000
		Parking Garage Project - Sutter Stockton Garage Ventilation	2,061,400		33,691	95,159	1,436,000	530,241	2,061,400	-	2,061,400	95,159	-	95,159	1,966,241
\$39,000,000	\$30,000,000	Facility Improvements TOTAL	\$23,063,461	\$6,936,539	\$159,570	\$768,124	\$9,943,500	\$12,351,837	\$23,063,461	\$49,347,189	\$72,410,650	\$768,124	\$13,718,556	\$14,486,680	\$57,923,970
		Procurement of Light Rail Vehicles	2,272,460		-	-	-	-	2,272,460	151,653,142	153,925,602	-	6,568,769	6,568,769	147,356,833
\$12,500,000	\$2,272,460	MUNI Fleet TOTAL	\$2,272,460	-	-	-	\$2,272,460	-	\$2,272,460	\$151,653,142	\$153,925,602	-	\$6,568,769	\$6,568,769	\$147,356,833
\$75,000,000	\$75,000,000	PROJECTS	\$34,080,963	\$40,919,037	\$197,242	\$1,380,231	\$12,215,960	\$20,484,772	\$34,080,963	\$221,439,890	\$255,520,853	\$1,380,231	\$34,348,575	\$35,728,806	\$219,792,047

TOTAL (Bond Funding + To Be Allocated) \$75,000,000

SERIES 2014 SFMTA REVENUE BOND RECAP	
TOTAL AMOUNT BONDS PAID TO DATE	\$1,380,231
AMOUNT ENCUMBERED	\$12,215,960
REMAINING BALANCE	\$61,403,809
GRAND TOTAL	\$75,000,000

INTEREST EARNED through December 31, 2015 \$461,416

¹ Revised Amounts based on 10/05/2015 Memo to the SFMTA Board

[Page Blank]

Project Status Reports¹

¹ One project report is provided for each scope component, even if the project receives funding from more than one bond series. No project report is provided for scope components that have fully expended revenue bonding.

[Page Blank]

9th and Division Improvements

Construction of sidewalk extension coordinated with a buffered bike lane and painted bulb safety zones at the intersection of 9th/Division/San Bruno. SFMTA work authorized funding to design and construct sidewalk to San Francisco Public Works (SFPW).

Project initiation date reflects Construction. Conceptual work performed by a separate project. Details included in report narrative for reference only.

PROJECT INITIATION: February 10, 2015
 CURRENT PROJECT PHASE: Construction

PROJECT MANAGER: Will Tabajonda (415) 701-4452
 PROJECT ENGINEER: Will Tabajonda (415) 701-4452
 RESIDENT ENGINEER: TDB TBD

CONTRACTOR: A. Ruiz

CONTRACT AWARD DATE:
 NOTICE TO PROCEED:
 SUBSTANTIAL COMPLETION: October 31, 2015
 FINAL COMPLETION: May 2, 2017

CONTRACT AWARD VALUE:
 MODIFICATIONS TO-DATE: NA
 TOTAL CONTRACT VALUE:
 % MODIFICATION:

ACCOMPLISHMENTS THIS PERIOD:

Caltrans review of curb ramps complete.

UPCOMING PROJECT MILESTONES: (3 MONTH LOOK-AHEAD)

Complete reviewing updated striping plan with Caltrans. Construction is anticipated to start on April 1, 2016.

PROJECT CHALLENGES / AREAS OF CONCERN:

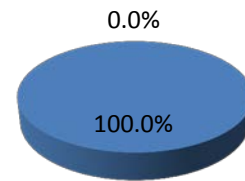
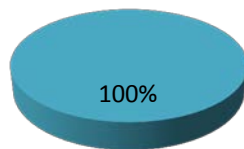
None.

9th and Division Improvements

PROJECT PHASE	BASELINE BUDGET	APPROVED BUDGET	ESTIMATE AT COMPLETION	BOND FUNDING	OTHER FUNDING	BOND SPENT	OTHER SPENT	BUDGET SPENT
PRE-DEVELOPMENT	\$0	\$0	\$0	\$0	\$0	\$0	\$0	-
CONCEPTUAL	\$0	\$0	\$0	\$0	\$0	\$0	\$0	-
ENVIRONMENTAL	\$0	\$0	\$0	\$0	\$0	\$0	\$0	-
DETAIL DESIGN	\$0	\$0	\$0	\$0	\$0	\$0	\$0	-
CONSTRUCTION	\$100,000	\$100,000	\$100,000	\$100,000	\$0	\$0	\$0	0.0%
PROJECT TOTALS	\$100,000	\$100,000	\$100,000	\$100,000	\$0	\$0	\$0	0.0%

Funding Series Detail: \$0 2012B, \$100,000 2013, \$0 2014
 Expenditure Series Detail: \$0 2012B, \$0 2013, \$0 2014

Approved Budget By Phase **Budget Spent vs. Approved Budget Remaining**



- PRE-DEVELOPMENT ■ CONCEPTUAL
- ENVIRONMENTAL ■ DETAIL DESIGN
- CONSTRUCTION

Project Phase	Start	Finish	2014												2015												2016												2017											
			J	F	M	A	M	J	J	A	S	O	N	D	J	F	M	A	M	J	J	A	S	O	N	D	J	F	M	A	M	J	J	A	S	O	N	D	J	F	M	A	M	J	J	A	S	O	N	D
PRE-DEVELOPMENT																																																		
Forecast/Actual																																																		
Approved																																																		
Baseline																																																		
CONCEPTUAL																																																		
Forecast/Actual																																																		
Approved																																																		
Baseline																																																		
ENVIRONMENTAL																																																		
Forecast/Actual																																																		
Approved																																																		
Baseline																																																		
DETAIL DESIGN																																																		
Forecast/Actual																																																		
Approved																																																		
Baseline																																																		
CONSTRUCTION (including DETAIL DESIGN Activities)																																																		
Forecast/Actual	02/10/15	06/30/16																																																
Approved	02/10/15	05/02/17																																																
Baseline	02/10/15	06/30/16																																																
CONTRACT CLOSEOUT																																																		
Forecast/Actual	11/01/15	03/01/16																																																
Approved	11/01/15	03/01/16																																																
Baseline	11/01/15	03/01/16																																																

19 Polk: Polk Street Transit Priority Project

Design and implementation of three bus bulbs along Polk Street at Union, Broadway, and Sutter Streets as part of the larger Muni Forward project for the 19-Polk.

PROJECT INITIATION: **May 14, 2015**
 CURRENT PROJECT PHASE: **Detailed Design**

PROJECT MANAGER: **Daniel Mackowski** (415) 701-5306
 PROJECT ENGINEER: **Ophelia Lau** (415) 554-8350
 RESIDENT ENGINEER:

CONTRACTOR: **TBD**

CONTRACT AWARD DATE:	CONTRACT AWARD VALUE:
NOTICE TO PROCEED:	MODIFICATIONS TO-DATE: \$0
SUBSTANTIAL COMPLETION:	TOTAL CONTRACT VALUE:
FINAL COMPLETION:	% MODIFICATION:

ACCOMPLISHMENTS THIS PERIOD:

Project advertised. Three bulbs will be delivered via the Polk Complete Street project (DPW Contract 2126J)

UPCOMING PROJECT MILESTONES: (3 MONTH LOOK-AHEAD)

NTP anticipated in Summer 2016

PROJECT CHALLENGES / AREAS OF CONCERN:

None to report

19 Polk: Polk Street Transit Priority Project

PROJECT PHASE	BASELINE BUDGET	APPROVED BUDGET	ESTIMATE AT COMPLETION	BOND FUNDING	OTHER FUNDING	BOND SPENT	OTHER SPENT	BUDGET SPENT
PRE-DEVELOPMENT	\$0	\$0	\$0	\$0	\$0	\$0	\$0	-
CONCEPTUAL	\$0	\$0	\$0	\$0	\$0	\$0	\$0	-
ENVIRONMENTAL	\$0	\$0	\$0	\$0	\$0	\$0	\$0	-
DETAIL DESIGN	\$86,250	\$86,250	\$86,250	\$86,250	\$0	\$0	\$0	0.0%
CONSTRUCTION	\$0	\$0	\$413,750	\$0	\$0	\$0	\$0	-
PROJECT TOTALS	\$86,250	\$86,250	\$500,000	\$86,250	\$0	\$0	\$0	0.0%

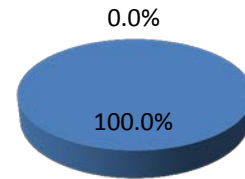
Funding Series Detail: \$0 2012B, \$0 2013, \$86,250 2014
 Expenditure Series Detail: \$0 2012B, \$0 2013, \$0 2014

Approved Budget By Phase



- PRE-DEVELOPMENT ■ CONCEPTUAL
- ENVIRONMENTAL ■ DETAIL DESIGN
- CONSTRUCTION

Budget Spent vs. Approved Budget Remaining



- Remaining ■ Spent

Project Phase	Start	Finish	2014												2015												2016												2017											
			J	F	M	A	M	J	J	A	S	O	N	D	J	F	M	A	M	J	J	A	S	O	N	D	J	F	M	A	M	J	J	A	S	O	N	D	J	F	M	A	M	J	J	A	S	O	N	D
PRE-DEVELOPMENT																																																		
Forecast/Actual																																																		
Approved																																																		
Baseline																																																		
CONCEPTUAL																																																		
Forecast/Actual																																																		
Approved																																																		
Baseline																																																		
ENVIRONMENTAL																																																		
Forecast/Actual																																																		
Approved																																																		
Baseline																																																		
DETAIL DESIGN																																																		
Forecast/Actual	05/14/15	05/01/16																																																
Approved	05/14/15	05/01/16																																																
Baseline	05/14/15	05/01/16																																																
CONSTRUCTION																																																		
Forecast/Actual																																																		
Approved																																																		
Baseline	06/01/16	06/01/18																																																
CONTRACT CLOSEOUT																																																		
Forecast/Actual																																																		
Approved																																																		
Baseline	06/01/18	12/01/18																																																

33 Stanyan Overhead Replacement - Phase I

Due to the SFPW led Potrero Street Improvement Project, the 33-Stanyan Pole Replacement and Overhead Reconstruction project will be constructed in two phases. Phase I work will be incorporated into the DPW contract which includes replacing existing traffic signals, streetlights, trolley poles and Overhead Contact System (OCS) along Potrero Avenue between 16th and 25th streets including the terminus loop on 24th/Hampshire/25th streets. Phase 2 will be a separate SFMTA contract which includes replacing existing traffic signals, streetlights, trolley poles and Overhead Contact System (OCS) on 18th Street from Castro to Mission Streets.

PROJECT INITIATION: May 13, 2013
 CURRENT PROJECT PHASE: Detail Design

PROJECT MANAGER: Cathal Hennessy (415) 701-4548
 PROJECT ENGINEER: Chris David (415) 701-4251
 RESIDENT ENGINEER: Ben Wu (DPW) 415 554-8351

CONTRACTOR: A Ruiz, 1601 Cortland Avenue, San Francisco, CA 94110

CONTRACT AWARD DATE: August 18, 2015	CONTRACT AWARD VALUE: \$5,350,000
NOTICE TO PROCEED: October 13, 2015	MODIFICATIONS TO-DATE: \$0
SUBSTANTIAL COMPLETION: January 9, 2018	TOTAL CONTRACT VALUE: \$5,350,000
FINAL COMPLETION: April 9, 2018	% MODIFICATION:

ACCOMPLISHMENTS THIS PERIOD:

The contractor began active construction, beginning on Potrero between 21st and 25th streets.

UPCOMING PROJECT MILESTONES: (3 MONTH LOOK-AHEAD)

Contractor to continue active construction.

PROJECT CHALLENGES / AREAS OF CONCERN:

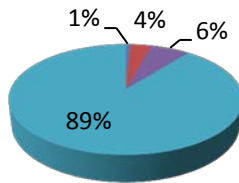
None to report.

33 Stanyan Overhead Replacement - Phase I

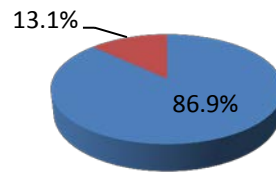
PROJECT PHASE	BASELINE BUDGET	APPROVED BUDGET	ESTIMATE AT COMPLETION	BOND FUNDING	OTHER FUNDING	BOND SPENT	OTHER SPENT	BUDGET SPENT
PRE-DEVELOPMENT	\$100,000	\$70,000	\$70,000	\$0	\$70,211	\$0	\$189,652	270.9%
CONCEPTUAL	\$270,000	\$322,000	\$322,000	\$0	\$321,572	\$30,964	\$520,571	171.3%
ENVIRONMENTAL	\$0	\$0	\$0	\$0	\$0	\$0	\$0	-
DETAIL DESIGN	\$1,400,000	\$583,000	\$548,000	\$0	\$1,060,000	\$0	\$451,058	77.4%
CONSTRUCTION	\$11,200,000	\$8,124,000	\$8,124,000	\$1,892,852	\$10,153,285	\$0	\$0	0.0%
PROJECT TOTALS	\$12,970,000	\$9,099,000	\$9,064,000	\$1,892,852	\$11,605,069	\$30,964	\$1,161,282	13.1%

Funding Series Detail: \$0 2012B, \$1,892,852 2013, \$0 2014
 Expenditure Series Detail: \$0 2012B, \$30,964 2013, \$0 2014

Approved Budget By Phase



Budget Spent vs. Approved Budget Remaining



- PRE-DEVELOPMENT ■ CONCEPTUAL
- ENVIRONMENTAL ■ DETAIL DESIGN
- CONSTRUCTION

- Remaining ■ Spent

Project Phase	Start	Finish	2014												2015												2016												2017											
			J	F	M	A	M	J	J	A	S	O	N	D	J	F	M	A	M	J	J	A	S	O	N	D	J	F	M	A	M	J	J	A	S	O	N	D	J	F	M	A	M	J	J	A	S	O	N	D
PRE-DEVELOPMENT																																																		
Forecast/Actual	05/13/13	08/05/13																																																
Approved	05/13/13	08/05/13																																																
Baseline	05/13/13	06/01/13																																																
CONCEPTUAL																																																		
Forecast/Actual	09/01/13	02/01/14																																																
Approved	09/01/13	01/01/14																																																
Baseline	07/01/13	11/01/13																																																
ENVIRONMENTAL																																																		
Forecast/Actual																																																		
Approved																																																		
Baseline																																																		
DETAIL DESIGN																																																		
Forecast/Actual	03/01/14	05/01/15																																																
Approved	02/01/14	05/01/15																																																
Baseline	12/01/13	03/01/15																																																
CONSTRUCTION																																																		
Forecast/Actual	06/01/15	04/01/18																																																
Approved	06/01/15	03/01/16																																																
Baseline	04/01/15	03/01/16																																																
CONTRACT CLOSEOUT																																																		
Forecast/Actual																																																		
Approved																																																		
Baseline																																																		

Above Grade PCS & Signal Visibility Improvement

This project will upgrade the above grade signal infrastructure at 26 intersections city-wide without excavating the roadway or sidewalks. PCS will be added at 11 intersections and signal heads will be upgraded from 8 inches to 12 inches at four of these intersections and at 15 other intersections to improve visibility and safety.

PROJECT INITIATION: March 1, 2014	PROJECT MANAGER: Manito Velasco (415) 701-4447
CURRENT PROJECT PHASE: Construction	PROJECT ENGINEER: Manito Velasco (415) 701-4447
	RESIDENT ENGINEER: Robin Park (415) 554-8351

CONTRACTOR: Bay Area Lightworks, 1460 Yosemite Ave, San Francisco, CA 94124

CONTRACT AWARD DATE: December 3, 2014	CONTRACT AWARD VALUE: \$278,000
NOTICE TO PROCEED: March 16, 2015	MODIFICATIONS TO-DATE: \$107,390
SUBSTANTIAL COMPLETION: June 24, 2015	TOTAL CONTRACT VALUE: \$385,390
FINAL COMPLETION: July 30, 2015	% MODIFICATION:

ACCOMPLISHMENTS THIS PERIOD:

Project is 100% complete. All countdown signals have been installed and activated.

UPCOMING PROJECT MILESTONES: (3 MONTH LOOK-AHEAD)

Project is being closed out.

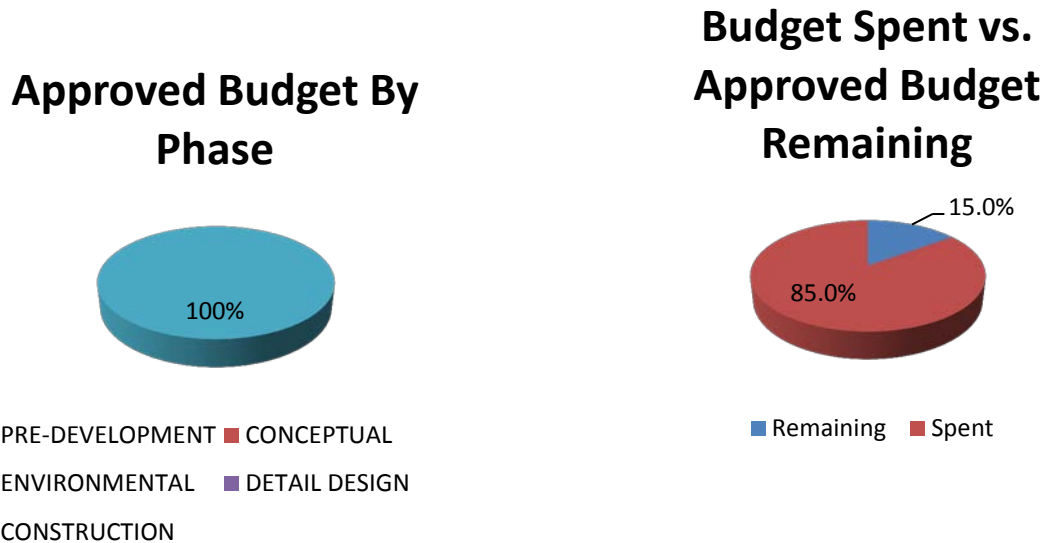
PROJECT CHALLENGES / AREAS OF CONCERN:

None to report

Above Grade PCS & Signal Visibility Improvement

PROJECT PHASE	BASELINE BUDGET	APPROVED BUDGET	ESTIMATE AT COMPLETION	BOND FUNDING	OTHER FUNDING	BOND SPENT	OTHER SPENT	BUDGET SPENT
PRE-DEVELOPMENT	\$0	\$0	\$0	\$0	\$0	\$0	\$0	-
CONCEPTUAL	\$0	\$0	\$0	\$0	\$0	\$0	\$0	-
ENVIRONMENTAL	\$0	\$0	\$0	\$0	\$0	\$0	\$0	-
DETAIL DESIGN	\$70,000	\$0	\$0	\$0	\$0	\$0	\$0	-
CONSTRUCTION	\$451,000	\$451,000	\$0	\$451,000	\$0	\$383,515	\$0	85.0%
PROJECT TOTALS	\$521,000	\$451,000	\$0	\$451,000	\$0	\$383,515	\$0	85.0%

Funding Series Detail: \$0 2012B, \$451,000 2013, \$0 2014
 Expenditure Series Detail: \$0 2012B, \$383,515 2013, \$0 2014



Project Phase	Start	Finish	2014												2015												2016												2017											
			J	F	M	A	M	J	J	A	S	O	N	D	J	F	M	A	M	J	J	A	S	O	N	D	J	F	M	A	M	J	J	A	S	O	N	D	J	F	M	A	M	J	J	A	S	O	N	D
PRE-DEVELOPMENT																																																		
Forecast/Actual																																																		
Approved																																																		
Baseline																																																		
CONCEPTUAL																																																		
Forecast/Actual																																																		
Approved																																																		
Baseline																																																		
ENVIRONMENTAL																																																		
Forecast/Actual																																																		
Approved																																																		
Baseline																																																		
DETAIL DESIGN																																																		
Forecast/Actual	07/01/14	09/30/14																																																
Approved	07/01/14	09/30/14																																																
Baseline	07/01/14	09/30/14																																																
CONSTRUCTION																																																		
Forecast/Actual	03/14/15	08/30/15																																																
Approved	10/01/14	06/01/15																																																
Baseline	10/01/14	06/01/15																																																
CONTRACT CLOSEOUT																																																		
Forecast/Actual	09/01/15	12/30/15																																																
Approved	06/01/15	12/01/15																																																
Baseline	06/01/15	12/01/15																																																

Balboa Streetscape

Balboa Streetscape Improvements include: 1) Sidewalk bulb-outs with new curb ramps at key intersections. Bulb-outs will be located at the southwest and northeast corners of 39th Avenue/Balboa, the southeast and northwest corners of 37th Ave/Balboa and the southwest corner of 34th Avenue/Balboa. 2) Gateway element to be installed within sidewalk bulb-out at 34th Avenue and 39th Avenue. 3) Traffic and parking layout to be revived on two blocks (34th Avenue to 35th Avenue and 38th Avenue to 39th Avenue. 4) Existing light fixtures to be upgraded for energy efficiency and quality of light. 5) Raised sidewalk planters with cobblestone walls will be added in multiple locations and in accordance with SFDPW sidewalk landscaping guidelines. 6) Sidewalk planters to be planted with low maintenance. Note that MTA is providing \$126,242 in transit improvements to be added to a larger \$2.3M City project with many elements.

PROJECT INITIATION: April 19, 2013
 CURRENT PROJECT PHASE: Contract Close-Out

PROJECT MANAGER: Julie Kirschbaum (415) 701-4304
 PROJECT ENGINEER: Megan Tiernan (DPW) (415) 558-4541
 RESIDENT ENGINEER: Ben Wu (DPW) (415) 554-4831

CONTRACTOR: A. Ruiz Construction, 1601 Cortland Avenue, San Francisco, CA 94110

CONTRACT AWARD DATE: June 7, 2013	CONTRACT AWARD VALUE: \$126,242
NOTICE TO PROCEED: August 19, 2013	MODIFICATIONS TO-DATE: \$0
SUBSTANTIAL COMPLETION: June 26, 2014	TOTAL CONTRACT VALUE: \$126,242
FINAL COMPLETION: September 26, 2014	% MODIFICATION:

ACCOMPLISHMENTS THIS PERIOD:

No further reporting; project to be closed out.

UPCOMING PROJECT MILESTONES: (3 MONTH LOOK-AHEAD)

Project closed out.

PROJECT CHALLENGES / AREAS OF CONCERN:

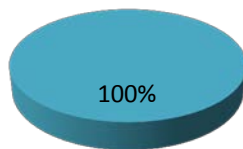
Project closed out.

Balboa Streetscape

PROJECT PHASE	BASELINE BUDGET	APPROVED BUDGET	ESTIMATE AT COMPLETION	BOND FUNDING	OTHER FUNDING	BOND SPENT	OTHER SPENT	BUDGET SPENT
PRE-DEVELOPMENT	\$0	\$0	\$0	\$0	\$0	\$0	\$0	-
CONCEPTUAL	\$0	\$0	\$0	\$0	\$0	\$0	\$0	-
ENVIRONMENTAL	\$0	\$0	\$0	\$0	\$0	\$0	\$0	-
DETAIL DESIGN	\$0	\$0	\$0	\$0	\$0	\$0	\$0	-
CONSTRUCTION	\$126,242	\$126,242	\$126,242	\$126,242	\$0	\$126,234	\$0	100.0%
PROJECT TOTALS	\$126,242	\$126,242	\$126,242	\$126,242	\$0	\$126,234	\$0	100.0%

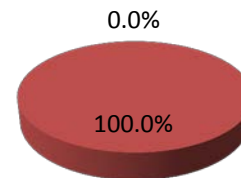
Funding Series Detail: \$126,242 2012B, \$0 2013, \$0 2014
 Expenditure Series Detail: \$126,234 2012B, \$0 2013, \$0 2014

Approved Budget By Phase



- PRE-DEVELOPMENT
- ENVIRONMENTAL
- CONSTRUCTION
- CONCEPTUAL
- DETAIL DESIGN

Budget Spent vs. Approved Budget Remaining



- Remaining
- Spent

Project Phase	Start	Finish	2014												2015												2016												2017											
			J	F	M	A	M	J	J	A	S	O	N	D	J	F	M	A	M	J	J	A	S	O	N	D	J	F	M	A	M	J	J	A	S	O	N	D	J	F	M	A	M	J	J	A	S	O	N	D
PRE-DEVELOPMENT																																																		
Forecast/Actual																																																		
Approved																																																		
Baseline																																																		
CONCEPTUAL																																																		
Forecast/Actual																																																		
Approved																																																		
Baseline																																																		
ENVIRONMENTAL																																																		
Forecast/Actual																																																		
Approved																																																		
Baseline																																																		
DETAIL DESIGN																																																		
Forecast/Actual																																																		
Approved																																																		
Baseline																																																		
CONSTRUCTION																																																		
Forecast/Actual	08/19/13	06/26/14																																																
Approved	08/19/13	06/26/14																																																
Baseline	08/19/13	06/26/14																																																
CONTRACT CLOSEOUT																																																		
Forecast/Actual	06/27/14	09/26/14																																																
Approved	06/27/14	09/26/14																																																
Baseline	06/27/14	09/26/14																																																

Bicycle Parking

The SFMTA continually receives bicycle rack requests for approximately 40 locations per month. These requests are for bicycle racks throughout the city with the vast majority of requests for bicycle parking near San Francisco businesses and along transit routes. There is a latent demand for bicycle infrastructure in San Francisco. There would be more people who would ride bicycles if the proper facilities were available to support their trips. Bicycle racks help meet this need by providing a secure parking location at destinations. By providing these facilities, the SFMTA will increase bicycle trips and reduce motor vehicle trips and emissions. SFMTA revenue bonds will fund procurement of 6,000 bicycle racks and installation of approximately 500 bicycle racks. Bicycle Parking Program staff had originally intended to purchase 3,500 stainless steel bicycle racks, but subsequently decided to purchase galvanized racks instead at a lower price point, facilitating an increase in the number of racks purchased, but also necessitating an extended project deadline to allow the winning bidder to deliver the increased amount of racks (approved deadline extension from 12/31/2014 to 06/30/2015).

PROJECT INITIATION: October 8, 2013	PROJECT MANAGER: Heath Maddox (415) 701-4605
CURRENT PROJECT PHASE: Procurement	PROJECT ENGINEER:
	RESIDENT ENGINEER:

CONTRACTOR: N/A - Installation work to be performed by city staff.

CONTRACT AWARD DATE:	CONTRACT AWARD VALUE:
NOTICE TO PROCEED:	MODIFICATIONS TO-DATE: \$0
SUBSTANTIAL COMPLETION:	TOTAL CONTRACT VALUE:
FINAL COMPLETION: June 30, 2015	% MODIFICATION:

ACCOMPLISHMENTS THIS PERIOD:

Remaining two shipments of 1000 racks were received for a total of 6000 racks.

UPCOMING PROJECT MILESTONES: (3 MONTH LOOK-AHEAD)

N/A (project complete and closed out)

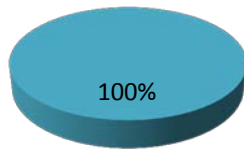
PROJECT CHALLENGES / AREAS OF CONCERN:

Bicycle Parking

PROJECT PHASE	BASELINE BUDGET	APPROVED BUDGET	ESTIMATE AT COMPLETION	BOND FUNDING	OTHER FUNDING	BOND SPENT	OTHER SPENT	BUDGET SPENT
PRE-DEVELOPMENT	\$0	\$0	\$0	\$0	\$0	\$0	\$0	-
CONCEPTUAL	\$0	\$0	\$0	\$0	\$0	\$0	\$0	-
ENVIRONMENTAL	\$0	\$0	\$0	\$0	\$0	\$0	\$0	-
DETAIL DESIGN	\$0	\$0	\$0	\$0	\$0	\$0	\$0	-
CONSTRUCTION	\$750,000	\$750,000	\$750,000	\$750,000	\$0	\$750,000	\$0	100.0%
PROJECT TOTALS	\$750,000	\$750,000	\$750,000	\$750,000	\$0	\$750,000	\$0	100.0%

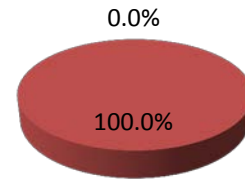
Funding Series Detail: \$750,000 2012B, \$0 2013, \$0 2014
 Expenditure Series Detail: \$750,000 2012B, \$0 2013, \$0 2014

Approved Budget By Phase



- PRE-DEVELOPMENT
- ENVIRONMENTAL
- CONSTRUCTION
- CONCEPTUAL
- DETAIL DESIGN

Budget Spent vs. Approved Budget Remaining



- Remaining
- Spent

Project Phase	Start	Finish	2014												2015												2016												2017											
			J	F	M	A	M	J	J	A	S	O	N	D	J	F	M	A	M	J	J	A	S	O	N	D	J	F	M	A	M	J	J	A	S	O	N	D	J	F	M	A	M	J	J	A	S	O	N	D
PRE-DEVELOPMENT																																																		
Forecast/Actual																																																		
Approved																																																		
Baseline																																																		
CONCEPTUAL																																																		
Forecast/Actual																																																		
Approved																																																		
Baseline																																																		
ENVIRONMENTAL																																																		
Forecast/Actual																																																		
Approved																																																		
Baseline																																																		
DETAIL DESIGN																																																		
Forecast/Actual																																																		
Approved																																																		
Baseline																																																		
CONSTRUCTION																																																		
Forecast/Actual	10/08/13	06/30/15																																																
Approved	10/01/13	06/30/15																																																
Baseline	10/01/13	06/30/15																																																
CONTRACT CLOSEOUT																																																		
Forecast/Actual	work to be per																																																	
Approved																																																		
Baseline																																																		

Bicycle Strategy Capital Projects - Oak and Fell Bikeways Resurfacing

This project resurfaces the pavement in the bikeways on Oak Street and Fell Street between Baker and Scott Streets.

Project Conceptual funding includes Traffic Engineering from FY11/12. Additional Conceptual work was performed by earlier projects.

The scope has been updated to include design and portions of construction of median islands to provide physical separation between bikeways and vehicle travel lanes (part of original Oak/Fell ped/bike safety project scope). Completion schedule extended accordingly.

PROJECT INITIATION: October 1, 2013
 CURRENT PROJECT PHASE: Closeout

PROJECT MANAGER: Ellen Robinson (415) 701-4322
 PROJECT ENGINEER:
 RESIDENT ENGINEER:

CONTRACTOR: No Contract Required; City forces are performing work.

CONTRACT AWARD DATE:	CONTRACT AWARD VALUE:
NOTICE TO PROCEED:	MODIFICATIONS TO-DATE: \$0
SUBSTANTIAL COMPLETION:	TOTAL CONTRACT VALUE:
FINAL COMPLETION:	% MODIFICATION:

ACCOMPLISHMENTS THIS PERIOD:

Closeout initiated for Series 2013 funds.

UPCOMING PROJECT MILESTONES: (3 MONTH LOOK-AHEAD)

SFMTA signal shop to replace signal, triggered by curb ramp work. Closeout of Series 2014 funds to follow.

PROJECT CHALLENGES / AREAS OF CONCERN:

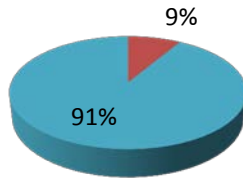
None.

Bicycle Strategy Capital Projects - Oak and Fell Bikeways Resurfacing

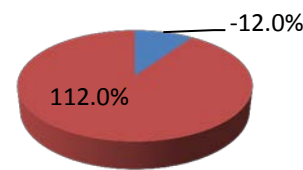
PROJECT PHASE	BASELINE BUDGET	APPROVED BUDGET	ESTIMATE AT COMPLETION	BOND FUNDING	OTHER FUNDING	BOND SPENT	OTHER SPENT	BUDGET SPENT
PRE-DEVELOPMENT	\$0	\$0	\$0	\$0	\$0	\$0	\$0	-
CONCEPTUAL	\$32,500	\$32,500	\$32,500	\$0	\$32,500	\$0	\$32,499	100.0%
ENVIRONMENTAL	\$0	\$0	\$0	\$0	\$0	\$0	\$0	-
DETAIL DESIGN	\$0	\$0	\$0	\$0	\$0	\$0	\$0	-
CONSTRUCTION	\$345,000	\$345,000	\$345,000	\$766,118	\$0	\$340,311	\$49,874	113.1%
PROJECT TOTALS	\$377,500	\$377,500	\$377,500	\$766,118	\$32,500	\$340,311	\$82,373	112.0%

Funding Series Detail: \$0 2012B, \$345,000 2013, \$421,118 2014
 Expenditure Series Detail: \$0 2012B, \$290,072 2013, \$50,239 2014

Approved Budget By Phase



Budget Spent vs. Approved Budget Remaining



- PRE-DEVELOPMENT ■ CONCEPTUAL
- ENVIRONMENTAL ■ DETAIL DESIGN
- CONSTRUCTION

- Remaining ■ Spent

Project Phase	Start	Finish	2014												2015												2016												2017											
			J	F	M	A	M	J	J	A	S	O	N	D	J	F	M	A	M	J	J	A	S	O	N	D	J	F	M	A	M	J	J	A	S	O	N	D	J	F	M	A	M	J	J	A	S	O	N	D
PRE-DEVELOPMENT																																																		
Forecast/Actual																																																		
Approved																																																		
Baseline																																																		
CONCEPTUAL																																																		
Forecast/Actual	10/01/13	01/01/14																																																
Approved	10/01/13	01/01/14																																																
Baseline	10/01/13	01/01/14																																																
ENVIRONMENTAL																																																		
Forecast/Actual																																																		
Approved																																																		
Baseline																																																		
DETAIL DESIGN																																																		
Forecast/Actual																																																		
Approved																																																		
Baseline																																																		
CONSTRUCTION (including DETAIL DESIGN Activities)																																																		
Forecast/Actual	12/01/13	05/08/15																																																
Approved	12/01/13	12/31/15																																																
Baseline	12/01/13	09/01/14																																																
CONTRACT CLOSEOUT																																																		
Forecast/Actual	05/31/15	06/29/16																																																
Approved	09/01/14	12/31/15																																																
Baseline	09/01/14	03/30/15																																																

Bicycle Strategy Capital Projects - Polk Street Northbound Separated Bikeway

Bicycle Strategy Implementation projects will improve the safety, comfort and convenience on major San Francisco cycling corridors for all people who bike. Treatments include internationally tested cycling treatments such as separated bicycle facilities and pavement treatments. The Polk Street Northbound Separated Bikeway will construct a separated bikeway in the northbound direction on Polk Street between Market and Grove Streets. Construction will include landscaped medians, upgraded curb ramps, traffic signal improvements, and bulbouts.

Conceptual work was completed in 2009 by as part of the Bike Plan EIR. Because the project was accelerated by order of DPW and MTA Directors, Detail Design was performed in parallel with construction and consequently Detail Design costs are included in the Construction totals.

PROJECT INITIATION: February 3, 2014
 CURRENT PROJECT PHASE: COMPLETE

PROJECT MANAGER: Damon Curtis (415) 701-4674
 PROJECT ENGINEER: Damon Curtis (415) 701-4674
 RESIDENT ENGINEER: Alfredo Tio (DPW) (415) 794-7705

CONTRACTOR: A. Ruiz Construction Co. & Assoc., Inc., 1601 Cortland Avenue, San Francisco, CA 94111

CONTRACT AWARD DATE: February 1, 2014	CONTRACT AWARD VALUE: \$1,156,350
NOTICE TO PROCEED: February 1, 2014	MODIFICATIONS TO-DATE: \$0
SUBSTANTIAL COMPLETION: May 1, 2014	TOTAL CONTRACT VALUE: \$1,156,350
FINAL COMPLETION: September 30, 2014	% MODIFICATION:

ACCOMPLISHMENTS THIS PERIOD:

Closed out work order with DPW.

UPCOMING PROJECT MILESTONES: (3 MONTH LOOK-AHEAD)

No further reporting; project to be closed out.

PROJECT CHALLENGES / AREAS OF CONCERN:

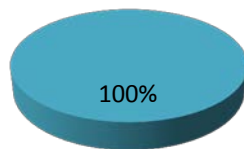
None to report.

Bicycle Strategy Capital Projects - Polk Street Northbound Separated Bikeway

PROJECT PHASE	BASELINE BUDGET	APPROVED BUDGET	ESTIMATE AT COMPLETION	BOND FUNDING	OTHER FUNDING	BOND SPENT	OTHER SPENT	BUDGET SPENT
PRE-DEVELOPMENT	\$0	\$0	\$0	\$0	\$0	\$0	\$0	-
CONCEPTUAL	\$0	\$0	\$0	\$0	\$0	\$0	\$0	-
ENVIRONMENTAL	\$0	\$0	\$0	\$0	\$0	\$0	\$0	-
DETAIL DESIGN	\$0	\$0	\$0	\$0	\$0	\$0	\$0	-
CONSTRUCTION	\$1,308,750	\$1,308,750	\$1,309,000	\$646,542	\$1,115,267	\$571,239	\$1,112,792	128.7%
PROJECT TOTALS	\$1,308,750	\$1,308,750	\$1,309,000	\$646,542	\$1,115,267	\$571,239	\$1,112,792	128.7%

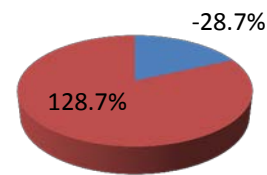
Funding Series Detail: \$481,267 2012B, \$165,275 2013, \$0 2014
 Expenditure Series Detail: \$481,267 2012B, \$89,972 2013, \$0 2014

Approved Budget By Phase



- PRE-DEVELOPMENT
- ENVIRONMENTAL
- CONSTRUCTION
- CONCEPTUAL
- DETAIL DESIGN

Budget Spent vs. Approved Budget Remaining



- Remaining
- Spent

Project Phase	Start	Finish	2014												2015												2016												2017											
			J	F	M	A	M	J	J	A	S	O	N	D	J	F	M	A	M	J	J	A	S	O	N	D	J	F	M	A	M	J	J	A	S	O	N	D	J	F	M	A	M	J	J	A	S	O	N	D
PRE-DEVELOPMENT																																																		
Forecast/Actual																																																		
Approved																																																		
Baseline																																																		
CONCEPTUAL																																																		
Forecast/Actual																																																		
Approved																																																		
Baseline																																																		
ENVIRONMENTAL																																																		
Forecast/Actual																																																		
Approved																																																		
Baseline																																																		
DETAIL DESIGN																																																		
Forecast/Actual																																																		
Approved																																																		
Baseline																																																		
CONSTRUCTION (including DETAIL DESIGN Activities)																																																		
Forecast/Actual	02/01/14	05/01/14																																																
Approved	02/01/14	05/01/14																																																
Baseline	02/01/14	05/01/14																																																
CONTRACT CLOSEOUT																																																		
Forecast/Actual	10/01/14	06/30/15																																																
Approved	10/01/14	06/30/15																																																
Baseline	10/01/14	03/31/15																																																

Bicycle Strategy Capital Projects - Wiggle Neighborhood Green Corridor

The SFMTA's Wiggle Neighborhood Green Corridor project will include bicycle, pedestrian, traffic calming, and streetscape improvements along the Wiggle Route including speed humps, raised crosswalks, roadway markings and bulb-outs. This is in addition to the San Francisco Public Utilities Commission's (SFPUC's) plan to add rain gardens and permeable paving along the same corridor.

PROJECT INITIATION: March 1, 2013
 CURRENT PROJECT PHASE: Detailed Design

PROJECT MANAGER: Paul Stanis (415) 701-5396
 PROJECT ENGINEER:
 RESIDENT ENGINEER:

CONTRACTOR: TBD

CONTRACT AWARD DATE: TBD	CONTRACT AWARD VALUE: TBD
NOTICE TO PROCEED: TBD	MODIFICATIONS TO-DATE: TBD
SUBSTANTIAL COMPLETION: April 30, 2017	TOTAL CONTRACT VALUE:
FINAL COMPLETION: March 31, 2018	% MODIFICATION:

ACCOMPLISHMENTS THIS PERIOD:

- Environmental review completed by Planning Department.
- Project approved by SFMTA Board of Directors.
- Implementation of Near Term Improvements began after SFMTA Board of Directors approval.
- Ongoing outreach to the public.
- Coordination meetings with project partners.

UPCOMING PROJECT MILESTONES: (3 MONTH LOOK-AHEAD)

- Continue early implementation measures
- Continue detailed design of permanent changes; coordinate with PUC, Public Works

PROJECT CHALLENGES / AREAS OF CONCERN:

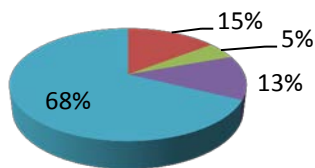
Project may not be completed within the Revenue Bond timeframe due to SFPW delays in completing design; SFMTA Staff are working on identifying alternative funding sources for this project as well as reallocating these funds to projects that will be able to spend the funds sooner.

Bicycle Strategy Capital Projects - Wiggle Neighborhood Green Corridor

PROJECT PHASE	BASELINE BUDGET	APPROVED BUDGET	ESTIMATE AT COMPLETION	BOND FUNDING	OTHER FUNDING	BOND SPENT	OTHER SPENT	BUDGET SPENT
PRE-DEVELOPMENT	\$0	\$0	\$0	\$0	\$0	\$0	\$0	-
CONCEPTUAL	\$205,000	\$205,000	\$205,000	\$0	\$0	\$0	\$0	0.0%
ENVIRONMENTAL	\$68,000	\$68,000	\$68,000	\$42,000	\$0	\$42,000	\$5,290	69.5%
DETAIL DESIGN	\$178,000	\$178,000	\$360,000	\$43,000	\$71,000	\$38,911	\$44,999	47.1%
CONSTRUCTION	\$950,000	\$950,000	\$1,600,000	\$143,400	\$0	\$36,137	\$0	3.8%
PROJECT TOTALS	\$1,401,000	\$1,401,000	\$2,233,000	\$228,400	\$71,000	\$117,048	\$50,289	11.9%

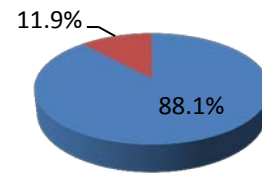
Funding Series Detail: \$0 2012B, \$228,400 2013, \$0 2014
 Expenditure Series Detail: \$0 2012B, \$117,048 2013, \$0 2014

Approved Budget By Phase



- PRE-DEVELOPMENT
- CONCEPTUAL
- ENVIRONMENTAL
- DETAIL DESIGN
- CONSTRUCTION

Budget Spent vs. Approved Budget Remaining



- Remaining
- Spent

Project Phase	Start	Finish	2014												2015												2016												2017											
			J	F	M	A	M	J	J	A	S	O	N	D	J	F	M	A	M	J	J	A	S	O	N	D	J	F	M	A	M	J	J	A	S	O	N	D	J	F	M	A	M	J	J	A	S	O	N	D
PRE-DEVELOPMENT																																																		
Forecast/Actual																																																		
Approved																																																		
Baseline																																																		
CONCEPTUAL																																																		
Forecast/Actual	03/01/13	10/31/14																																																
Approved	03/01/13	10/31/14																																																
Baseline	03/01/13	10/31/14																																																
ENVIRONMENTAL																																																		
Forecast/Actual	02/24/14	10/07/15																																																
Approved	01/31/14	10/31/14																																																
Baseline	01/31/14	10/31/14																																																
DETAIL DESIGN																																																		
Forecast/Actual	11/01/14	04/30/16																																																
Approved	11/01/14	09/30/15																																																
Baseline	11/01/14	09/30/15																																																
CONSTRUCTION																																																		
Forecast/Actual	12/01/15	04/30/17																																																
Approved	04/01/16	11/30/16																																																
Baseline	04/01/16	11/30/16																																																
CONTRACT CLOSEOUT																																																		
Forecast/Actual	05/31/17	03/31/18																																																
Approved	02/01/17	12/31/17																																																
Baseline	02/01/17	12/31/17																																																

Broadway Chinatown Streetscape

The project will be environmentally cleared, designed and constructed as part of the San Francisco Public Works (SFPW) larger Broadway Chinatown Streetscape project, an interagency effort led by the San Francisco Planning Department in partnership with the Chinatown Community Development Center, the SFPW, and SFMTA. The project area is along Broadway from Columbus Avenue to the Broadway Tunnel. Funding and schedule information provided reflects SFMTA's portion of the project.

The goal is to improve pedestrian safety and access crossing Broadway and Powell and to clearly channelize traffic on Broadway fronting Jean Parker Elementary School.

PROJECT INITIATION: January 1, 2014
 CURRENT PROJECT PHASE: Construction

PROJECT MANAGER: Nick Carr (415) 701-4468
 PROJECT ENGINEER: Stephanie Yuan (415) 554-8209
 RESIDENT ENGINEER:

CONTRACTOR: TBD

CONTRACT AWARD DATE: February 1, 2016	CONTRACT AWARD VALUE: TBD
NOTICE TO PROCEED: March 1, 2016	MODIFICATIONS TO-DATE: \$0
SUBSTANTIAL COMPLETION: March 31, 2017	TOTAL CONTRACT VALUE:
FINAL COMPLETION:	% MODIFICATION:

ACCOMPLISHMENTS THIS PERIOD:

Contract was advertised.

UPCOMING PROJECT MILESTONES: (3 MONTH LOOK-AHEAD)

Contract will be re-advertised, bids evaluated and contract awarded.

PROJECT CHALLENGES / AREAS OF CONCERN:

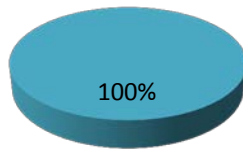
Contract bid was not responsive and contract must be re-advertised.

Broadway Chinatown Streetscape

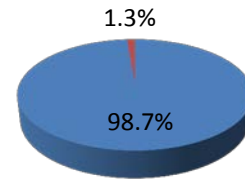
PROJECT PHASE	BASELINE BUDGET	APPROVED BUDGET	ESTIMATE AT COMPLETION	BOND FUNDING	OTHER FUNDING	BOND SPENT	OTHER SPENT	BUDGET SPENT
PRE-DEVELOPMENT	\$0	\$0	\$0	\$0	\$0	\$0	\$0	-
CONCEPTUAL	\$0	\$0	\$0	\$0	\$0	\$0	\$0	-
ENVIRONMENTAL	\$0	\$0	\$0	\$0	\$0	\$0	\$0	-
DETAIL DESIGN	\$0	\$0	\$0	\$0	\$0	\$0	\$0	-
CONSTRUCTION	\$1,910,000	\$1,910,000	\$1,910,000	\$1,910,000	\$0	\$24,410	\$0	1.3%
PROJECT TOTALS	\$1,910,000	\$1,910,000	\$1,910,000	\$1,910,000	\$0	\$24,410	\$0	1.3%

Funding Series Detail: \$0 2012B, \$1,910,000 2013, \$0 2014
 Expenditure Series Detail: \$0 2012B, \$24,410 2013, \$0 2014

Approved Budget By Phase



Budget Spent vs. Approved Budget Remaining



- PRE-DEVELOPMENT ■ CONCEPTUAL
- ENVIRONMENTAL ■ DETAIL DESIGN
- CONSTRUCTION

- Remaining ■ Spent

Project Phase	Start	Finish	2014												2015												2016												2017											
			J	F	M	A	M	J	J	A	S	O	N	D	J	F	M	A	M	J	J	A	S	O	N	D	J	F	M	A	M	J	J	A	S	O	N	D	J	F	M	A	M	J	J	A	S	O	N	D
PRE-DEVELOPMENT																																																		
Forecast/Actual																																																		
Approved																																																		
Baseline																																																		
CONCEPTUAL																																																		
Forecast/Actual																																																		
Approved																																																		
Baseline																																																		
ENVIRONMENTAL																																																		
Forecast/Actual																																																		
Approved																																																		
Baseline																																																		
DETAIL DESIGN																																																		
Forecast/Actual																																																		
Approved																																																		
Baseline																																																		
CONSTRUCTION																																																		
Forecast/Actual	03/01/16	03/31/17																																																
Approved	01/01/14	01/01/16																																																
Baseline	01/01/14	01/01/16																																																
CONTRACT CLOSEOUT																																																		
Forecast/Actual	04/01/17	04/15/18																																																
Approved	01/01/17	01/01/18																																																
Baseline	01/01/16	01/01/17																																																

C3 Blue Light Emergency Phone Replacement

Replace the existing emergency blue light telephone system in the Muni Metro Tunnel and Muni Metro Turnback locations with a more reliable and up to date system and add additional phones as needed to conform to the latest codes. In addition, the project will furnish and install a new emergency blue light telephone system within the Sunset Tunnel.

PROJECT INITIATION: May 1, 2010
 CURRENT PROJECT PHASE: Construction

PROJECT MANAGER: Henry Kim (415) 701-4307
 PROJECT ENGINEER: Anthony Bryant (415) 701-4309
 RESIDENT ENGINEER: Hubert Wong (415) 734-8432

CONTRACTOR: Shimmick Construction, 8201 Edgewater Drive - Suite 202, Oakland, CA 94621

CONTRACT AWARD DATE: November 19, 2013	CONTRACT AWARD VALUE: \$9,175,000
NOTICE TO PROCEED: February 3, 2014	MODIFICATIONS TO-DATE: \$0
SUBSTANTIAL COMPLETION: 9/11/2016 (tent)	TOTAL CONTRACT VALUE: \$9,175,000
FINAL COMPLETION: 12/10/2016 (tent)	% MODIFICATION:

ACCOMPLISHMENTS THIS PERIOD:

- Processed product submittals.
- Processed Requests for Information from contractor.
- Continued cable, conduit, and phone installations at the Justin Herman Vent Structure, Carl Street Substation, Civic Center, Powell, Montgomery, Embarcadero, Church, Van Ness, and Lenox/West Portal Stations.
- Continued bracket and Bluelight phone installations primarily from Forest Hill Station to the Ferry Portal, and initiated power and communication cable pulls between West Portal and Embarcadero Station leveraging the early subway shutdown of the Market Street tunnel.

UPCOMING PROJECT MILESTONES: (3 MONTH LOOK-AHEAD)

Complete key tunnel work and restore regular revenue service in the subway by the end of January 2016.

PROJECT CHALLENGES / AREAS OF CONCERN:

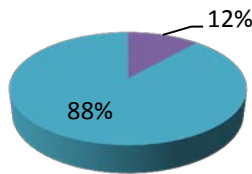
Unforeseen site conditions and subway access constraints have impacted project progress and cost.

C3 Blue Light Emergency Phone Replacement

PROJECT PHASE	BASELINE BUDGET	APPROVED BUDGET	ESTIMATE AT COMPLETION	BOND FUNDING	OTHER FUNDING	BOND SPENT	OTHER SPENT	BUDGET SPENT
PRE-DEVELOPMENT	\$0	\$0	\$0	\$0	\$0	\$0	\$0	-
CONCEPTUAL	\$0	\$0	\$0	\$0	\$0	\$0	\$0	-
ENVIRONMENTAL	\$0	\$0	\$0	\$0	\$0	\$0	\$0	-
DETAIL DESIGN	\$2,760,000	\$2,760,000	\$1,313,162	\$0	\$1,394,086	\$0	\$1,313,162	47.6%
CONSTRUCTION	\$25,946,800	\$20,896,800	\$17,900,000	\$9,500,000	\$10,635,499	\$5,265,657	\$6,143,408	54.6%
PROJECT TOTALS	\$28,706,800	\$23,656,800	\$19,213,162	\$9,500,000	\$12,029,585	\$5,265,657	\$7,456,570	53.8%

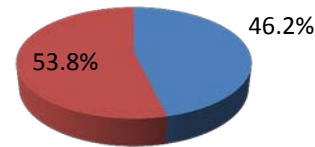
Funding Series Detail: \$0 2012B, \$6,000,000 2013, \$3,500,000 2014
 Expenditure Series Detail: \$0 2012B, \$5,265,657 2013, \$0 2014

Approved Budget By Phase



- PRE-DEVELOPMENT ■ CONCEPTUAL
- ENVIRONMENTAL ■ DETAIL DESIGN
- CONSTRUCTION

Budget Spent vs. Approved Budget Remaining



- Remaining ■ Spent

Project Phase	Start	Finish	2014												2015												2016												2017											
			J	F	M	A	M	J	J	A	S	O	N	D	J	F	M	A	M	J	J	A	S	O	N	D	J	F	M	A	M	J	J	A	S	O	N	D	J	F	M	A	M	J	J	A	S	O	N	D
PRE-DEVELOPMENT																																																		
Forecast/Actual																																																		
Approved																																																		
Baseline																																																		
CONCEPTUAL																																																		
Forecast/Actual																																																		
Approved																																																		
Baseline																																																		
ENVIRONMENTAL																																																		
Forecast/Actual																																																		
Approved																																																		
Baseline																																																		
DETAIL DESIGN																																																		
Forecast/Actual	08/01/12	02/02/14																																																
Approved	08/01/12	02/02/14																																																
Baseline	08/01/12	11/30/13																																																
CONSTRUCTION																																																		
Forecast/Actual	02/03/14	09/30/16																																																
Approved	02/03/14	09/11/15																																																
Baseline	11/30/13	02/29/16																																																
CONTRACT CLOSEOUT																																																		
Forecast/Actual	11/01/15	12/31/16																																																
Approved	09/12/15	01/10/16																																																
Baseline	03/01/16	09/01/16																																																

C3 Integrated Systems Replacement

Replace central control and subway communication systems, which include the Public Address system, the Platform Display Sign system, and the Facility Supervisory Control And Data Acquisition (SCADA) system, and upgrade the Motive Power SCADA system. Other project elements include the installation of a new fiber broadband network and Uninterruptible Power Supply (UPS) systems for critical communication systems.

PROJECT INITIATION: June 1, 2009
 CURRENT PROJECT PHASE: Construction

PROJECT MANAGER: Faris Salfiti (415) 749-2457
 PROJECT ENGINEER: Anthony Bryant (415) 701-4309
 RESIDENT ENGINEER: Victor Yuen (415) 706-1142

CONTRACTOR: Blocka Construction, Inc., 4455 Enterprise Street, Fremont, CA 94538

CONTRACT AWARD DATE: January 15, 2013	CONTRACT AWARD VALUE: \$24,116,000
NOTICE TO PROCEED: February 28, 2013	MODIFICATIONS TO-DATE: \$0
SUBSTANTIAL COMPLETION: December 5, 2016	TOTAL CONTRACT VALUE: \$24,116,000
FINAL COMPLETION: March 5, 2017	% MODIFICATION:

ACCOMPLISHMENTS THIS PERIOD:

Training for the Facilities SCADA System.
 Development of the Contractor's punch list items at all stations.
 Contractor is working on pigeon abatement atop the installed Platform Display Signs (PDS).
 Contractor is working on punch list items.
 Finalization of the Site Acceptance Test (SAT) Report for the facilities SCADA System.

UPCOMING PROJECT MILESTONES: (3 MONTH LOOK-AHEAD)

Final development of the Passenger Audio-Video (PAV) system.
 Installation and cutover of the Platform Display Signs (PDS) at all stations in the subway.

PROJECT CHALLENGES / AREAS OF CONCERN:

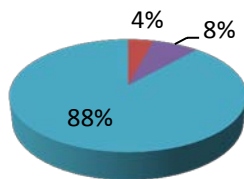
The Subway Location Server data feed is not available until the System Management Center (SMC) under the ATCS project is completed. The development of the Passenger Audio-Video system for the ISR project cannot be completed until the aforementioned system is available. This delay will extend the contract duration requiring contract modification.

C3 Integrated Systems Replacement

PROJECT PHASE	BASILINE BUDGET	APPROVED BUDGET	ESTIMATE AT COMPLETION	BOND FUNDING	OTHER FUNDING	BOND SPENT	OTHER SPENT	BUDGET SPENT
PRE-DEVELOPMENT	\$0	\$0	\$0	\$0	\$0	\$0	\$0	-
CONCEPTUAL	\$1,592,000	\$1,750,186	\$1,750,186	\$0	\$1,750,186	\$0	\$1,750,186	100.0%
ENVIRONMENTAL	\$0	\$0	\$0	\$0	\$0	\$0	\$0	-
DETAIL DESIGN	\$4,455,000	\$3,187,122	\$3,187,122	\$0	\$3,187,122	\$0	\$3,131,593	98.3%
CONSTRUCTION	\$47,163,000	\$37,305,982	\$34,800,000	\$6,175,500	\$28,188,138	\$6,175,500	\$21,509,280	74.2%
PROJECT TOTALS	\$53,210,000	\$42,243,290	\$39,737,308	\$6,175,500	\$33,125,446	\$6,175,500	\$26,391,059	77.1%

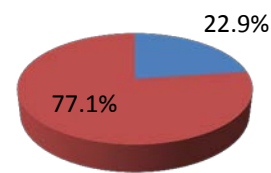
Funding Series Detail: \$6,175,500 2012B, \$0 2013, \$0 2014
 Expenditure Series Detail: \$6,175,500 2012B, \$0 2013, \$0 2014

Approved Budget By Phase



- PRE-DEVELOPMENT
- ENVIRONMENTAL
- CONSTRUCTION
- CONCEPTUAL
- DETAIL DESIGN

Budget Spent vs. Approved Budget Remaining



- Remaining
- Spent

Project Phase	Start	Finish	2014												2015												2016												2017											
			J	F	M	A	M	J	J	A	S	O	N	D	J	F	M	A	M	J	J	A	S	O	N	D	J	F	M	A	M	J	J	A	S	O	N	D	J	F	M	A	M	J	J	A	S	O	N	D
PRE-DEVELOPMENT																																																		
Forecast/Actual																																																		
Approved																																																		
Baseline																																																		
CONCEPTUAL																																																		
Forecast/Actual	05/01/10	03/01/11																																																
Approved	05/01/10	03/01/11																																																
Baseline	05/01/10	03/01/11																																																
ENVIRONMENTAL																																																		
Forecast/Actual																																																		
Approved																																																		
Baseline																																																		
DETAIL DESIGN																																																		
Forecast/Actual	04/11/11	02/27/13																																																
Approved	04/11/11	02/27/13																																																
Baseline	04/11/11	12/01/11																																																
CONSTRUCTION																																																		
Forecast/Actual	02/28/13	12/05/16	[Gantt chart bars]																																															
Approved	02/28/13	09/26/14	[Gantt chart bars]																																															
Baseline	01/01/12	09/01/13	[Gantt chart bars]																																															
CONTRACT CLOSEOUT																																																		
Forecast/Actual	12/05/16	06/06/17	[Gantt chart bars]																																															
Approved	09/27/14	02/24/15	[Gantt chart bars]																																															
Baseline	09/02/13	06/01/14	[Gantt chart bars]																																															

Church and Duboce Project

To improve access to transit and pedestrian safety at a key transit location, a federal grant matched with revenue bonds is funding the sidewalk bulb at the southeastern corner of the intersection of Market, Church, and 14th Streets as well as two traffic calming sidewalk bulbs on Noe Street between Duboce Ave. and 14th Streets.

PROJECT INITIATION: May 16, 2013
 CURRENT PROJECT PHASE: Construction

PROJECT MANAGER: Cathal Hennessy (415) 701-4548
 PROJECT ENGINEER: Robert Lim (415) 701-5669
 RESIDENT ENGINEER: Josef Munoz (415) 554-8284

CONTRACTOR: City Forces

CONTRACT AWARD DATE: June 1, 2013
 NOTICE TO PROCEED: October 1, 2013
 SUBSTANTIAL COMPLETION: December 31, 2014
 FINAL COMPLETION: June 30, 2015

CONTRACT AWARD VALUE: \$385,180
 MODIFICATIONS TO-DATE: \$0
 TOTAL CONTRACT VALUE: \$385,180
 % MODIFICATION:

ACCOMPLISHMENTS THIS PERIOD:

Continuing the close out process.

UPCOMING PROJECT MILESTONES: (3 MONTH LOOK-AHEAD)

Complete the close out process.

PROJECT CHALLENGES / AREAS OF CONCERN:

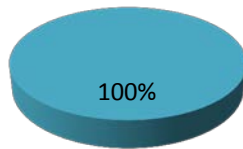
None to report.

Church and Duboce Project

PROJECT PHASE	BASELINE BUDGET	APPROVED BUDGET	ESTIMATE AT COMPLETION	BOND FUNDING	OTHER FUNDING	BOND SPENT	OTHER SPENT	BUDGET SPENT
PRE-DEVELOPMENT	\$0	\$0	\$0	\$0	\$0	\$0	\$0	-
CONCEPTUAL	\$0	\$0	\$0	\$0	\$0	\$0	\$0	-
ENVIRONMENTAL	\$0	\$0	\$0	\$0	\$0	\$0	\$0	-
DETAIL DESIGN	\$0	\$0	\$0	\$0	\$0	\$0	\$0	-
CONSTRUCTION	\$385,180	\$429,083	\$429,083	\$37,466	\$384,903	\$37,466	\$241,043	64.9%
PROJECT TOTALS	\$385,180	\$429,083	\$429,083	\$37,466	\$384,903	\$37,466	\$241,043	64.9%

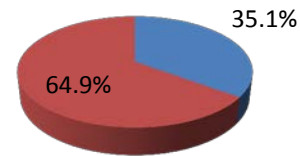
Funding Series Detail: \$37,466 2012B, \$0 2013, \$0 2014
 Expenditure Series Detail: \$37,466 2012B, \$0 2013, \$0 2014

Approved Budget By Phase



- PRE-DEVELOPMENT
- ENVIRONMENTAL
- CONSTRUCTION
- CONCEPTUAL
- DETAIL DESIGN

Budget Spent vs. Approved Budget Remaining



- Remaining
- Spent

Project Phase	Start	Finish	2014												2015												2016												2017											
			J	F	M	A	M	J	J	A	S	O	N	D	J	F	M	A	M	J	J	A	S	O	N	D	J	F	M	A	M	J	J	A	S	O	N	D	J	F	M	A	M	J	J	A	S	O	N	D
PRE-DEVELOPMENT																																																		
Forecast/Actual																																																		
Approved																																																		
Baseline																																																		
CONCEPTUAL																																																		
Forecast/Actual																																																		
Approved																																																		
Baseline																																																		
ENVIRONMENTAL																																																		
Forecast/Actual																																																		
Approved																																																		
Baseline																																																		
DETAIL DESIGN																																																		
Forecast/Actual																																																		
Approved																																																		
Baseline																																																		
CONSTRUCTION																																																		
Forecast/Actual	06/01/13	12/31/14	[Gantt chart bars for 2014-2017]																																															
Approved	06/01/13	12/31/14	[Gantt chart bars for 2014-2017]																																															
Baseline	06/01/13	12/31/14	[Gantt chart bars for 2014-2017]																																															
CONTRACT CLOSEOUT																																																		
Forecast/Actual	01/01/15	06/30/15	[Gantt chart bars for 2015-2017]																																															
Approved	01/01/15	06/30/15	[Gantt chart bars for 2015-2017]																																															
Baseline	01/01/15	06/30/15	[Gantt chart bars for 2015-2017]																																															

Columbus Ave. Streetscape Project

Construction of pedestrian bulb outs along Stockton Street at Green, Vallejo, and Grant Streets in conjunction with 5 other bulb outs being installed in conjunction with a street paving contract.

PROJECT INITIATION:
CURRENT PROJECT PHASE: **Construction**

PROJECT MANAGER: **Oliver Gajda** 415-701-4467
PROJECT ENGINEER: **Teresa Claveria- Public Works** 415.554.8372
RESIDENT ENGINEER: **Teenchee Le- Public Works** (415) 336-9276

CONTRACTOR: **Esquivel Grading & Paving, Inc.**

CONTRACT AWARD DATE: October 9, 2015	CONTRACT AWARD VALUE: \$5,758,436
NOTICE TO PROCEED: December 14, 2015	MODIFICATIONS TO-DATE: \$0
SUBSTANTIAL COMPLETION: December 7, 2016	TOTAL CONTRACT VALUE: \$5,758,436
FINAL COMPLETION:	% MODIFICATION:

ACCOMPLISHMENTS THIS PERIOD:

Contract Awarded

UPCOMING PROJECT MILESTONES: (3 MONTH LOOK-AHEAD)

Construction has begun. No charges to date, since this funding is going to a contract.

PROJECT CHALLENGES / AREAS OF CONCERN:

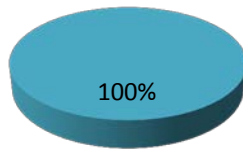
Public Work construction delays.

Columbus Ave. Streetscape Project

PROJECT PHASE	BASELINE BUDGET	APPROVED BUDGET	ESTIMATE AT COMPLETION	BOND FUNDING	OTHER FUNDING	BOND SPENT	OTHER SPENT	BUDGET SPENT
PRE-DEVELOPMENT	\$0	\$0	\$0	\$0	\$0	\$0	\$0	-
CONCEPTUAL	\$0	\$0	\$0	\$0	\$0	\$0	\$0	-
ENVIRONMENTAL	\$0	\$0	\$0	\$0	\$0	\$0	\$0	-
DETAIL DESIGN	\$0	\$0	\$0	\$0	\$0	\$0	\$0	-
CONSTRUCTION	\$414,590	\$414,590	\$0	\$414,590	\$100,000	\$0	\$99,869	24.1%
PROJECT TOTALS	\$414,590	\$414,590	\$0	\$414,590	\$100,000	\$0	\$99,869	24.1%

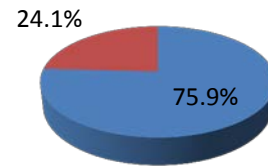
Funding Series Detail: \$0 2012B, \$0 2013, \$414,590 2014
 Expenditure Series Detail: \$0 2012B, \$0 2013, \$0 2014

Approved Budget By Phase



- PRE-DEVELOPMENT ■ CONCEPTUAL
- ENVIRONMENTAL ■ DETAIL DESIGN
- CONSTRUCTION

Budget Spent vs. Approved Budget Remaining



- Remaining ■ Spent

Project Phase	Start	Finish	2014												2015												2016												2017											
			J	F	M	A	M	J	J	A	S	O	N	D	J	F	M	A	M	J	J	A	S	O	N	D	J	F	M	A	M	J	J	A	S	O	N	D	J	F	M	A	M	J	J	A	S	O	N	D
PRE-DEVELOPMENT																																																		
Forecast/Actual																																																		
Approved																																																		
Baseline																																																		
CONCEPTUAL																																																		
Forecast/Actual																																																		
Approved																																																		
Baseline																																																		
ENVIRONMENTAL																																																		
Forecast/Actual																																																		
Approved																																																		
Baseline																																																		
DETAIL DESIGN																																																		
Forecast/Actual																																																		
Approved																																																		
Baseline																																																		
CONSTRUCTION																																																		
Forecast/Actual	01/01/16	03/30/17																																																
Approved	01/01/16	03/30/17																																																
Baseline	01/01/16	03/30/17																																																
CONTRACT CLOSEOUT																																																		
Forecast/Actual	04/01/17	06/30/17																																																
Approved	04/01/17	06/30/17																																																
Baseline	04/01/17	06/30/17																																																

Elevator Safety & Reliability Project

The elevators in the joint-use stations of the Muni Metro Subway, which provide critical access to platform, station and street levels, have not been upgraded since the system was built in the 1970s. Elevators experience high failure rates as a result, which have led to several recent breakdowns and entrapments. This project will replace several components that are most prone to failure, including door operators, landing doors, cab doors, door tracks, sills and sill angles, thus extending their useful life and improving reliability. The work is proposed for the following stations: Van Ness (2 elevators); Church (3 elevators); Castro (3 elevators) and Forest Hill (4 elevators).

PROJECT INITIATION: June 1, 2012
 CURRENT PROJECT PHASE: Construction

PROJECT MANAGER: Scott Broder (415) 646-2343
 PROJECT ENGINEER: TBD
 RESIDENT ENGINEER: TBD

CONTRACTOR: TBD, will use existing maintenance contract

CONTRACT AWARD DATE:	CONTRACT AWARD VALUE:
NOTICE TO PROCEED:	MODIFICATIONS TO-DATE: \$0
SUBSTANTIAL COMPLETION:	TOTAL CONTRACT VALUE:
FINAL COMPLETION:	% MODIFICATION:

ACCOMPLISHMENTS THIS PERIOD:

The project scope has been expanded to include the Church, Castro and Forest Hill Stations in addition to the Van Ness Station, given the need to upgrade those facilities as well. Staff identified \$2.2M more in funding for this additional scope.

UPCOMING PROJECT MILESTONES: (3 MONTH LOOK-AHEAD)

Upcoming milestones include finding an existing maintenance contract to perform the elevator upgrades and to start construction as a result.

PROJECT CHALLENGES / AREAS OF CONCERN:

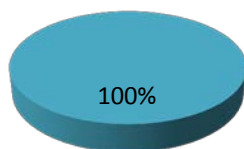
This project originally focused exclusively on comprehensive upgrades to the elevators at Van Ness Station. However, due to overwhelming demand for elevator technicians in the Bay Area, previous efforts to bid the project competitively have been unsuccessful. As a result, this work will be performed through existing maintenance contracts.

Elevator Safety & Reliability Project

PROJECT PHASE	BASELINE BUDGET	APPROVED BUDGET	ESTIMATE AT COMPLETION	BOND FUNDING	OTHER FUNDING	BOND SPENT	OTHER SPENT	BUDGET SPENT
PRE-DEVELOPMENT	\$0	\$0	\$0	\$0	\$0	\$0	\$0	-
CONCEPTUAL	\$0	\$0	\$0	\$0	\$0	\$0	\$0	-
ENVIRONMENTAL	\$0	\$0	\$0	\$0	\$0	\$0	\$0	-
DETAIL DESIGN	\$0	\$0	\$0	\$0	\$0	\$0	\$0	-
CONSTRUCTION	\$750,000	\$2,950,000	\$2,950,000	\$750,000	\$2,200,000	\$0	\$0	0.0%
PROJECT TOTALS	\$750,000	\$2,950,000	\$2,950,000	\$750,000	\$2,200,000	\$0	\$0	0.0%

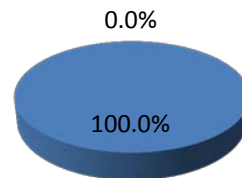
Funding Series Detail: \$0 2012B, \$0 2013, \$750,000 2014
 Expenditure Series Detail: \$0 2012B, \$0 2013, \$0 2014

Approved Budget By Phase



- PRE-DEVELOPMENT ■ CONCEPTUAL
- ENVIRONMENTAL ■ DETAIL DESIGN
- CONSTRUCTION

Budget Spent vs. Approved Budget Remaining



- Remaining ■ Spent

Project Phase	Start	Finish	2014												2015												2016												2017											
			J	F	M	A	M	J	J	A	S	O	N	D	J	F	M	A	M	J	J	A	S	O	N	D	J	F	M	A	M	J	J	A	S	O	N	D	J	F	M	A	M	J	J	A	S	O	N	D
PRE-DEVELOPMENT																																																		
Forecast/Actual																																																		
Approved																																																		
Baseline																																																		
CONCEPTUAL																																																		
Forecast/Actual																																																		
Approved																																																		
Baseline																																																		
ENVIRONMENTAL																																																		
Forecast/Actual																																																		
Approved																																																		
Baseline																																																		
DETAIL DESIGN																																																		
Forecast/Actual																																																		
Approved																																																		
Baseline																																																		
CONSTRUCTION																																																		
Forecast/Actual	02/29/16	03/31/20																																																
Approved	02/29/16	03/31/20																																																
Baseline	02/29/16	03/31/20																																																
CONTRACT CLOSEOUT																																																		
Forecast/Actual																																																		
Approved																																																		
Baseline																																																		

Excelsior and South Bernal Areawides

This project consists of construction of traffic calming elements to be coordinated with paving projects in the Excelsior and South Bernal Heights neighborhoods. The bulb-outs from this project have been legislated and are ready for implementation. The bulb-outs were originally scoped and contracted through FY 09/10 Traffic Calming but contractors were unable to receive NTP from DPW as a result of failing to meet paperwork requirements. As a result, these bulb-outs have been combined with two DPW paving contracts, 2269J and 2183J.

PROJECT INITIATION: August 1, 2014
 CURRENT PROJECT PHASE: Construction

PROJECT MANAGER: Damon Curtis (415) 701-4674
 PROJECT ENGINEER:
 RESIDENT ENGINEER:

CONTRACTOR: Change orders to existing SFPW contracts. Information for traffic calming work only.

CONTRACT AWARD DATE:	CONTRACT AWARD VALUE: \$569,255
NOTICE TO PROCEED:	MODIFICATIONS TO-DATE: \$0
SUBSTANTIAL COMPLETION:	TOTAL CONTRACT VALUE: \$569,255
FINAL COMPLETION:	% MODIFICATION:

ACCOMPLISHMENTS THIS PERIOD:

None to report (construction was ongoing).

UPCOMING PROJECT MILESTONES: (3 MONTH LOOK-AHEAD)

SFPW reports construction of all traffic calming measures was completed in January 2016.

PROJECT CHALLENGES / AREAS OF CONCERN:

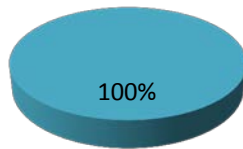
Closeout must wait for full completion of the pavement restoration/sewer replacement contracts that the traffic calming measures were joined to. Full completion is anticipated in Q3 of FY16

Excelsior and South Bernal Areawides

PROJECT PHASE	BASELINE BUDGET	APPROVED BUDGET	ESTIMATE AT COMPLETION	BOND FUNDING	OTHER FUNDING	BOND SPENT	OTHER SPENT	BUDGET SPENT
PRE-DEVELOPMENT	\$0	\$0	\$0	\$0	\$0	\$0	\$0	-
CONCEPTUAL	\$0	\$0	\$0	\$0	\$0	\$0	\$0	-
ENVIRONMENTAL	\$0	\$0	\$0	\$0	\$0	\$0	\$0	-
DETAIL DESIGN	\$0	\$0	\$0	\$0	\$0	\$0	\$0	-
CONSTRUCTION	\$568,255	\$569,255	\$569,255	\$569,255	\$0	\$193,028	\$0	33.9%
PROJECT TOTALS	\$568,255	\$569,255	\$569,255	\$569,255	\$0	\$193,028	\$0	33.9%

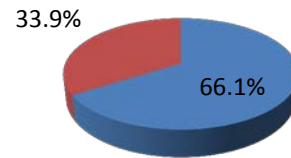
Funding Series Detail: \$0 2012B, \$569,255 2013, \$0 2014
 Expenditure Series Detail: \$0 2012B, \$193,028 2013, \$0 2014

Approved Budget By Phase



- PRE-DEVELOPMENT ■ CONCEPTUAL
- ENVIRONMENTAL ■ DETAIL DESIGN
- CONSTRUCTION

Budget Spent vs. Approved Budget Remaining



- Remaining ■ Spent

Project Phase	Start	Finish	2014												2015												2016												2017											
			J	F	M	A	M	J	J	A	S	O	N	D	J	F	M	A	M	J	J	A	S	O	N	D	J	F	M	A	M	J	J	A	S	O	N	D	J	F	M	A	M	J	J	A	S	O	N	D
PRE-DEVELOPMENT																																																		
Forecast/Actual																																																		
Approved																																																		
Baseline																																																		
CONCEPTUAL																																																		
Forecast/Actual																																																		
Approved																																																		
Baseline																																																		
ENVIRONMENTAL																																																		
Forecast/Actual																																																		
Approved																																																		
Baseline																																																		
DETAIL DESIGN																																																		
Forecast/Actual																																																		
Approved																																																		
Baseline																																																		
CONSTRUCTION																																																		
Forecast/Actual	08/01/14	01/30/16																																																
Approved	04/06/15	10/31/15																																																
Baseline	04/06/15	10/31/15																																																
CONTRACT CLOSEOUT																																																		
Forecast/Actual	11/01/15	03/01/16																																																
Approved	11/01/15	01/31/16																																																
Baseline	11/01/15	01/31/16																																																

Franklin Street Bulbouts

With the approval of the Prop B Roadway and Repaving Bond (Streetscape Bond), San Francisco Public Works (SFPW) is accelerating its Franklin Street repaving work and, subsequently, is advertising a construction contract in January 2013. This presents an opportunity for SFMTA and DPW to coordinate street improvements in the corridor. The SFMTA previously prioritized the design and implementation of the SFgo infrastructure and pedestrian countdown signal conduits project in coordination with DPW's repaving efforts. The pedestrian bulbout on Franklin Street at Hayes and Turk Streets intersections would additionally complement those improvements and would significantly enhance pedestrian access and safety at those intersections.

PROJECT INITIATION: November 1, 2012
 CURRENT PROJECT PHASE: Construction

PROJECT MANAGER: Cathal Hennessy (415) 701-4548
 PROJECT ENGINEER: Au Bui (DPW) (415) 554-8283
 RESIDENT ENGINEER: Teenchee Le 415 990-3851

CONTRACTOR: M Squared, 1278 20th Ave, Suite C, SF, CA 94122

CONTRACT AWARD DATE: October 1, 2013	CONTRACT AWARD VALUE: \$222,353
NOTICE TO PROCEED: December 1, 2013	MODIFICATIONS TO-DATE: \$0
SUBSTANTIAL COMPLETION: December 31, 2014	TOTAL CONTRACT VALUE: \$222,353
FINAL COMPLETION: July 1, 2015	% MODIFICATION:

ACCOMPLISHMENTS THIS PERIOD:

The contractor completed punchlist items. SFPW will began the project close out.

UPCOMING PROJECT MILESTONES: (3 MONTH LOOK-AHEAD)

SFPW to complete project close out.

PROJECT CHALLENGES / AREAS OF CONCERN:

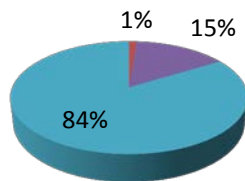
None to report.

Franklin Street Bulbouts

PROJECT PHASE	BASELINE BUDGET	APPROVED BUDGET	ESTIMATE AT COMPLETION	BOND FUNDING	OTHER FUNDING	BOND SPENT	OTHER SPENT	BUDGET SPENT
PRE-DEVELOPMENT	\$0	\$0	\$0	\$0	\$0	\$0	\$0	-
CONCEPTUAL	\$3,524	\$3,524	\$3,524	\$3,144	\$0	\$3,403	\$0	96.6%
ENVIRONMENTAL	\$0	\$0	\$0	\$0	\$0	\$0	\$0	-
DETAIL DESIGN	\$45,243	\$45,243	\$45,243	\$45,364	\$0	\$45,105	\$0	99.7%
CONSTRUCTION	\$250,000	\$250,000	\$250,000	\$0	\$250,000	\$0	\$83,391	33.4%
PROJECT TOTALS	\$298,767	\$298,767	\$298,767	\$48,508	\$250,000	\$48,508	\$83,391	44.1%

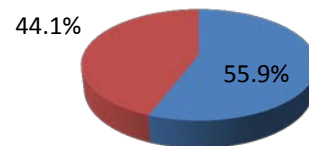
Funding Series Detail: \$48,508 2012B, \$0 2013, \$0 2014
 Expenditure Series Detail: \$48,508 2012B, \$0 2013, \$0 2014

Approved Budget By Phase



- PRE-DEVELOPMENT
- CONCEPTUAL
- ENVIRONMENTAL
- DETAIL DESIGN
- CONSTRUCTION

Budget Spent vs. Approved Budget Remaining



- Remaining
- Spent

Project Phase	Start	Finish	2014												2015												2016												2017											
			J	F	M	A	M	J	J	A	S	O	N	D	J	F	M	A	M	J	J	A	S	O	N	D	J	F	M	A	M	J	J	A	S	O	N	D	J	F	M	A	M	J	J	A	S	O	N	D
PRE-DEVELOPMENT																																																		
Forecast/Actual																																																		
Approved																																																		
Baseline																																																		
CONCEPTUAL																																																		
Forecast/Actual	10/01/12	11/01/12																																																
Approved	10/01/12	11/01/12																																																
Baseline	10/01/12	11/01/12																																																
ENVIRONMENTAL																																																		
Forecast/Actual																																																		
Approved																																																		
Baseline																																																		
DETAIL DESIGN																																																		
Forecast/Actual	11/01/12	10/01/13																																																
Approved	11/01/12	10/01/13																																																
Baseline	11/01/12	10/01/13																																																
CONSTRUCTION																																																		
Forecast/Actual	01/15/14	12/31/14																																																
Approved	01/15/14	12/31/14																																																
Baseline	01/15/14	12/31/14																																																
CONTRACT CLOSEOUT																																																		
Forecast/Actual	12/31/14	07/01/15																																																
Approved	12/31/14	07/01/15																																																
Baseline	12/31/14	07/01/15																																																

Geary-Gough-Peter Yorke Bulbout

As part of the the San Francisco Public Works paving of Geary Boulevard, the SFMTA identified the intersection of Geary, Gough, and Peter Yorke as an intersection for needed pedestrian safety improvements. This intersection has one of the longest crossing distances in the city. The project designs and constructs a large bulbout on the northeast corner of Geary and Gough. It shortens the crossing distance and provides an accessible path of travel for pedestrians traveling west on the north side of Geary, approaching Gough.

To realize cost efficiencies and to accommodate the five year excavation moratorium, additional utilities work was added to the scope of the project managed by SFPW. SFMTA costs have not changed but the schedule has been extended. Note Contract Value only reflects SFMTA costs for this scope.

PROJECT INITIATION: December 1, 2012	PROJECT MANAGER: Oliver Gajda (415) 701-4467
CURRENT PROJECT PHASE: Construction	PROJECT ENGINEER: Au Bui (DPW) 4155548283
	RESIDENT ENGINEER: Melinda Hespen 415-554-8351

CONTRACTOR: M Squared Construction Inc, 1278 20th Avenue - Suite C, SF, CA 94122

CONTRACT AWARD DATE: January 13, 2014	CONTRACT AWARD VALUE: \$183,500
NOTICE TO PROCEED: April 7, 2014	MODIFICATIONS TO-DATE: \$0
SUBSTANTIAL COMPLETION: December 31, 2015	TOTAL CONTRACT VALUE: \$183,500
FINAL COMPLETION: December 31, 2015	% MODIFICATION:

ACCOMPLISHMENTS THIS PERIOD:

Bulb completed

UPCOMING PROJECT MILESTONES: (3 MONTH LOOK-AHEAD)

Paving, striping and closeout

PROJECT CHALLENGES / AREAS OF CONCERN:

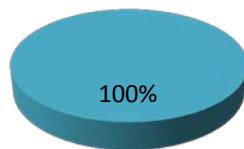
none

Geary-Gough-Peter Yorke Bulbout

PROJECT PHASE	BASELINE BUDGET	APPROVED BUDGET	ESTIMATE AT COMPLETION	BOND FUNDING	OTHER FUNDING	BOND SPENT	OTHER SPENT	BUDGET SPENT
PRE-DEVELOPMENT	\$0	\$0	\$0	\$0	\$0	\$0	\$0	-
CONCEPTUAL	\$0	\$0	\$0	\$0	\$0	\$0	\$0	-
ENVIRONMENTAL	\$0	\$0	\$0	\$0	\$0	\$0	\$0	-
DETAIL DESIGN	\$0	\$0	\$0	\$0	\$0	\$0	\$0	-
CONSTRUCTION	\$183,500	\$183,500	\$183,500	\$183,499	\$0	\$142,825	\$0	77.8%
PROJECT TOTALS	\$183,500	\$183,500	\$183,500	\$183,499	\$0	\$142,825	\$0	77.8%

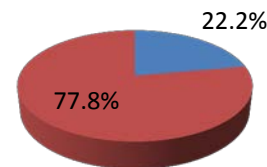
Funding Series Detail: \$183,499 2012B, \$0 2013, \$0 2014
 Expenditure Series Detail: \$142,825 2012B, \$0 2013, \$0 2014

Approved Budget By Phase



- PRE-DEVELOPMENT
- ENVIRONMENTAL
- CONSTRUCTION
- CONCEPTUAL
- DETAIL DESIGN

Budget Spent vs. Approved Budget Remaining



- Remaining
- Spent

Project Phase	Start	Finish	2014												2015												2016												2017											
			J	F	M	A	M	J	J	A	S	O	N	D	J	F	M	A	M	J	J	A	S	O	N	D	J	F	M	A	M	J	J	A	S	O	N	D	J	F	M	A	M	J	J	A	S	O	N	D
PRE-DEVELOPMENT																																																		
Forecast/Actual																																																		
Approved																																																		
Baseline																																																		
CONCEPTUAL																																																		
Forecast/Actual																																																		
Approved																																																		
Baseline																																																		
ENVIRONMENTAL																																																		
Forecast/Actual																																																		
Approved																																																		
Baseline																																																		
DETAIL DESIGN																																																		
Forecast/Actual																																																		
Approved																																																		
Baseline																																																		
CONSTRUCTION (including DETAIL DESIGN Activities)																																																		
Forecast/Actual	04/01/13	12/31/15	[Gantt chart bars]																																															
Approved	04/01/13	06/30/15	[Gantt chart bars]																																															
Baseline	04/01/13	06/30/14	[Gantt chart bars]																																															
CONTRACT CLOSEOUT																																																		
Forecast/Actual	06/30/15	06/30/16	[Gantt chart bars]																																															
Approved	06/30/15	12/31/15	[Gantt chart bars]																																															
Baseline	07/01/14	12/31/15	[Gantt chart bars]																																															

Gough Street Pedestrian Safety Improvements

As part of the Department of Public Works' paving of Gough Street, the SFMTA identified four intersections for pedestrian improvements. The intersections of Gough/Turk, Gough/Grove, Gough/Hayes, and Gough/Fell will have pedestrian bulbouts implemented as part of the repaving project. These bulbouts will reduce pedestrian crossing distances and improve pedestrian visibility to drivers.

To realize cost efficiencies and to accommodate the five year excavation moratorium, additional utilities work was added to the scope of the project managed by DPW. SFMTA costs have not changed but the schedule has been extended. Note contract value only reflects SFMTA costs for this scope.

PROJECT INITIATION: December 1, 2012
 CURRENT PROJECT PHASE: Construction

PROJECT MANAGER: Oliver Gajda (415) 701-4467
 PROJECT ENGINEER: Au Bui (DPW) (415) 554-8283
 RESIDENT ENGINEER:

CONTRACTOR: M Squared Construction Inc, 1278 20th Avenue - Suite C, SF, CA 94122

CONTRACT AWARD DATE: January 13, 2014	CONTRACT AWARD VALUE: \$514,000
NOTICE TO PROCEED: April 7, 2014	MODIFICATIONS TO-DATE: \$0
SUBSTANTIAL COMPLETION: December 31, 2015	TOTAL CONTRACT VALUE: \$514,000
FINAL COMPLETION: December 31, 2015	% MODIFICATION:

ACCOMPLISHMENTS THIS PERIOD:

Utility work continues.

UPCOMING PROJECT MILESTONES: (3 MONTH LOOK-AHEAD)

Build of actual bulbs and signal work.

Construction completion

PROJECT CHALLENGES / AREAS OF CONCERN:

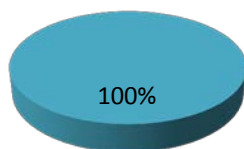
Timely completion of PUC work in order for pedestrian related improvements to begin.

Gough Street Pedestrian Safety Improvements

PROJECT PHASE	BASELINE BUDGET	APPROVED BUDGET	ESTIMATE AT COMPLETION	BOND FUNDING	OTHER FUNDING	BOND SPENT	OTHER SPENT	BUDGET SPENT
PRE-DEVELOPMENT	\$0	\$0	\$0	\$0	\$0	\$0	\$0	-
CONCEPTUAL	\$0	\$0	\$0	\$0	\$0	\$0	\$0	-
ENVIRONMENTAL	\$0	\$0	\$0	\$0	\$0	\$0	\$0	-
DETAIL DESIGN	\$0	\$0	\$0	\$0	\$0	\$0	\$0	-
CONSTRUCTION	\$514,000	\$514,000	\$514,000	\$437,587	\$0	\$405,041	\$0	78.8%
PROJECT TOTALS	\$514,000	\$514,000	\$514,000	\$437,587	\$0	\$405,041	\$0	78.8%

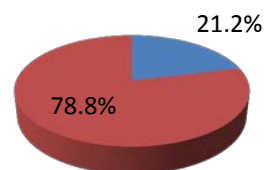
Funding Series Detail: \$0 2012B, \$437,587 2013, \$0 2014
 Expenditure Series Detail: \$0 2012B, \$405,041 2013, \$0 2014

Approved Budget By Phase



- PRE-DEVELOPMENT
- ENVIRONMENTAL
- CONSTRUCTION
- CONCEPTUAL
- DETAIL DESIGN

Budget Spent vs. Approved Budget Remaining



- Remaining
- Spent

Project Phase	Start	Finish	2014												2015												2016												2017											
			J	F	M	A	M	J	J	A	S	O	N	D	J	F	M	A	M	J	J	A	S	O	N	D	J	F	M	A	M	J	J	A	S	O	N	D	J	F	M	A	M	J	J	A	S	O	N	D
PRE-DEVELOPMENT																																																		
Forecast/Actual																																																		
Approved																																																		
Baseline																																																		
CONCEPTUAL																																																		
Forecast/Actual																																																		
Approved																																																		
Baseline																																																		
ENVIRONMENTAL																																																		
Forecast/Actual																																																		
Approved																																																		
Baseline																																																		
DETAIL DESIGN																																																		
Forecast/Actual																																																		
Approved																																																		
Baseline																																																		
CONSTRUCTION (including DETAIL DESIGN Activities)																																																		
Forecast/Actual	04/01/13	06/30/15																																																
Approved	04/01/13	06/30/15																																																
Baseline	04/01/13	06/30/14																																																
CONTRACT CLOSEOUT																																																		
Forecast/Actual	06/30/15	09/30/15																																																
Approved	06/30/15	09/30/15																																																
Baseline	07/01/14	09/30/14																																																

Islais Creek Phase II Improvements

Construct a 65,000 square foot motor coach maintenance and operations building including light and heavy maintenance bays, warehouse space, operations and maintenance offices, showers, gilley room, locker rooms and training space.

PROJECT INITIATION:	PROJECT MANAGER: Lisa Chow	(415)701-4310
CURRENT PROJECT PHASE: Construction	PROJECT ENGINEER: Chris Nocon	(415)701-4242
	RESIDENT ENGINEER: Eddy Ho	(415)706-1142

CONTRACTOR: S.J. Amoroso Construction Inc.

CONTRACT AWARD DATE: June 9, 2015	CONTRACT AWARD VALUE: \$45,777,000
NOTICE TO PROCEED: September 28, 2015	MODIFICATIONS TO-DATE: \$0
SUBSTANTIAL COMPLETION:	TOTAL CONTRACT VALUE: \$45,777,000
FINAL COMPLETION:	% MODIFICATION:

ACCOMPLISHMENTS THIS PERIOD:

- Held pre-construction meeting on September 25, 2015.
- Contractor placed the construction trailer on site and began laying out staging area.
- Contractor continued with demolition and off haul of existing hardscapes and site preparation with utility relocation; drove indicator pile to make production piles for rest of the building foundation.
- Modified the existing driveway with new temporary gate to create north entrance for bus operations. Closed south entry to the Yard.
- Reconciled funding expended on existing Work Authorization with DPW and prepared to establish new Work Authorization for construction support services.
- SFPUC issued Notice to Proceed to the as-needed consultant to provide Fundamental Building Systems Commissioning services to satisfy the Leadership in Energy and Environmental Design (LEED requirements). A kick-off meeting has been scheduled in the first week of January.

UPCOMING PROJECT MILESTONES: (3 MONTH LOOK-AHEAD)

- Contractor to complete site preparatory work and begin actual construction.

PROJECT CHALLENGES / AREAS OF CONCERN:

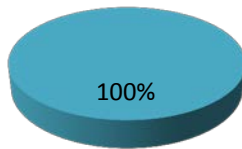
None.

Islais Creek Phase II Improvements

PROJECT PHASE	BASELINE BUDGET	APPROVED BUDGET	ESTIMATE AT COMPLETION	BOND FUNDING	OTHER FUNDING	BOND SPENT	OTHER SPENT	BUDGET SPENT
PRE-DEVELOPMENT	\$0	\$0	\$0	\$0	\$0	\$0	\$0	-
CONCEPTUAL	\$0	\$0	\$0	\$0	\$0	\$0	\$0	-
ENVIRONMENTAL	\$0	\$0	\$0	\$0	\$0	\$0	\$0	-
DETAIL DESIGN	\$0	\$0	\$0	\$0	\$0	\$0	\$0	-
CONSTRUCTION	\$32,000,000	\$66,259,000	\$66,322,000	\$10,000,000	\$35,162,334	\$234,294	\$7,539,348	11.7%
PROJECT TOTALS	\$32,000,000	\$66,259,000	\$66,322,000	\$10,000,000	\$35,162,334	\$234,294	\$7,539,348	11.7%

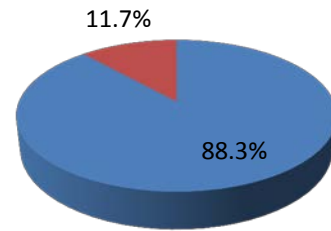
Funding Series Detail: \$0 2012B, \$3,650,000 2013, \$6,350,000 2014
 Expenditure Series Detail: \$0 2012B, \$234,294 2013, \$0 2014

Approved Budget By Phase



- PRE-DEVELOPMENT ■ CONCEPTUAL
- ENVIRONMENTAL ■ DETAIL DESIGN
- CONSTRUCTION

Budget Spent vs. Approved Budget Remaining



- Remaining ■ Spent

Project Phase	Start	Finish	2014												2015												2016												2017											
			J	F	M	A	M	J	J	A	S	O	N	D	J	F	M	A	M	J	J	A	S	O	N	D	J	F	M	A	M	J	J	A	S	O	N	D	J	F	M	A	M	J	J	A	S	O	N	D
PRE-DEVELOPMENT																																																		
Forecast/Actual																																																		
Approved																																																		
Baseline																																																		
CONCEPTUAL																																																		
Forecast/Actual																																																		
Approved																																																		
Baseline																																																		
ENVIRONMENTAL																																																		
Forecast/Actual																																																		
Approved																																																		
Baseline																																																		
DETAIL DESIGN																																																		
Forecast/Actual																																																		
Approved																																																		
Baseline																																																		
CONSTRUCTION																																																		
Forecast/Actual	09/28/15	07/22/17																																																
Approved	03/30/15	06/30/15																																																
Baseline	03/30/15	06/30/15																																																
CONTRACT CLOSEOUT																																																		
Forecast/Actual	10/17/17	10/01/18																																																
Approved																																																		
Baseline																																																		

L Taraval Track Rail & Overhead Rehabilitation

Replace approximately 23,000 track feet of existing tie and ballast paved track along the L-Taraval from Forest Side Avenue near West Portal to La Playa with a new direct fixation track, new rails and fastening systems. Replacement of worn overhead catenary system special work, trolley wire, obsolete trolley poles and attached streetlights along the L-Taraval line west of 15th Avenue. ADA accessibility upgrades to 72 corners along the alignment, and procurement of spare parts.

PROJECT INITIATION: May 11, 2015
 CURRENT PROJECT PHASE: Conceptual Engineering

PROJECT MANAGER: Daniel Padilla (415) 701-5213
 PROJECT ENGINEER: Prester Wilson (415) 701-4272
 RESIDENT ENGINEER:

CONTRACTOR:

CONTRACT AWARD DATE:	CONTRACT AWARD VALUE:
NOTICE TO PROCEED:	MODIFICATIONS TO-DATE: \$0
SUBSTANTIAL COMPLETION: November 9, 2020	TOTAL CONTRACT VALUE:
FINAL COMPLETION: November 9, 2020	% MODIFICATION:

ACCOMPLISHMENTS THIS PERIOD:

Scheduled third and final Community Open House on February 17 at Dianne Feinstein Elementary School. SSD and Transit prepared final draft of pilot project on Taraval to address safety concerns for riders boarding and alighting the L Taraval in the Sunset area. Project Team submitted the proposal for experimental evaluation to the California Traffic Control Device Committee and will present to the Committee at the next meeting at San Luis Obispo in March.
 Staff attended weekly meetings to discuss outreach proposals and to refine project scope of work.
 Completed Pre-Development Report with sign-off and approval.
 Kicked-off Conceptual Engineering Phase on January 5th.

UPCOMING PROJECT MILESTONES: (3 MONTH LOOK-AHEAD)

Complete the draft Conceptual Engineering Report by April 29, 2016.

PROJECT CHALLENGES / AREAS OF CONCERN:

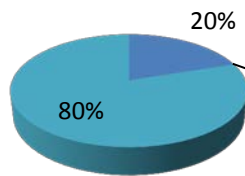
None.

L Taraval Track Rail & Overhead Rehabilitation

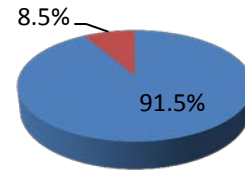
PROJECT PHASE	BASELINE BUDGET	APPROVED BUDGET	ESTIMATE AT COMPLETION	BOND FUNDING	OTHER FUNDING	BOND SPENT	OTHER SPENT	BUDGET SPENT
PRE-DEVELOPMENT	\$100,000	\$100,000	\$0	\$0	\$100,000	\$4,952	\$37,542	42.5%
CONCEPTUAL	\$0	\$0	\$0	\$0	\$0	\$0	\$0	-
ENVIRONMENTAL	\$0	\$0	\$0	\$0	\$0	\$0	\$0	-
DETAIL DESIGN	\$0	\$0	\$0	\$0	\$0	\$0	\$0	-
CONSTRUCTION	\$400,000	\$400,000	\$0	\$100,000	\$300,000	\$0	\$0	0.0%
PROJECT TOTALS	\$500,000	\$500,000	\$0	\$100,000	\$400,000	\$4,952	\$37,542	8.5%

Funding Series Detail: \$0 2012B, \$100,000 2013, \$0 2014
 Expenditure Series Detail: \$0 2012B, \$4,952 2013, \$0 2014

Approved Budget By Phase



Budget Spent vs. Approved Budget Remaining



- PRE-DEVELOPMENT ■ CONCEPTUAL
- ENVIRONMENTAL ■ DETAIL DESIGN
- CONSTRUCTION

- Remaining ■ Spent

Project Phase	Start	Finish	2014												2015												2016												2017											
			J	F	M	A	M	J	J	A	S	O	N	D	J	F	M	A	M	J	J	A	S	O	N	D	J	F	M	A	M	J	J	A	S	O	N	D	J	F	M	A	M	J	J	A	S	O	N	D
PRE-DEVELOPMENT																																																		
Forecast/Actual																																																		
Approved																																																		
Baseline																																																		
CONCEPTUAL																																																		
Forecast/Actual	05/11/15	07/15/16																																																
Approved	05/11/15	07/15/16																																																
Baseline	05/11/15	07/15/16																																																
ENVIRONMENTAL																																																		
Forecast/Actual																																																		
Approved																																																		
Baseline																																																		
DETAIL DESIGN																																																		
Forecast/Actual	07/18/16	02/02/18																																																
Approved	07/18/16	02/02/18																																																
Baseline	07/18/16	02/02/18																																																
CONSTRUCTION																																																		
Forecast/Actual	02/05/18	11/09/20																																																
Approved	02/05/18	11/09/20																																																
Baseline	02/05/18	11/09/20																																																
CONTRACT CLOSEOUT																																																		
Forecast/Actual																																																		
Approved																																																		
Baseline																																																		

M Ocean View Track Replacement

19th/Rossmoor: Replace approximately 2,000 Linear feet of tracks crossing 19th Avenue, replace two (2) overhead catenary system poles and associated wires, construct accessible curb ramps, and upgrade the traffic signal to fully actuate the intersection by signaling the intersection approaching Rossmoor and adding an LRV Vehicle Tagging System (VETAG). 19th/J Serra : Modify north crosswalk running east-west at 19th/Junipero Serra intersection which includes constructing a new pedestrian refuge area in the #1 lane of Northbound 19th Avenue by realigning the intersecting striping and cutting back the existing sidewalk. This work includes relocation of traffic signal poles and reconstructing existing curb ramps. Added Scope 19th and Junipero Serra VETAG installation.

PROJECT INITIATION: February 17, 2015
 CURRENT PROJECT PHASE: Detailed Design

PROJECT MANAGER: Daniel Padilla 415-701-5213
 PROJECT ENGINEER: Kevin Day 415-701-4245
 RESIDENT ENGINEER:

CONTRACTOR:

CONTRACT AWARD DATE:	CONTRACT AWARD VALUE:
NOTICE TO PROCEED:	MODIFICATIONS TO-DATE: \$0
SUBSTANTIAL COMPLETION:	TOTAL CONTRACT VALUE:
FINAL COMPLETION:	% MODIFICATION:

ACCOMPLISHMENTS THIS PERIOD:

Project team completed 65% detailed design and requested comments by February 26th.
 PM met with Caltrans and SF Public Works to streamline Caltrans review of the CCSF curb ramp designs that go through the encroachment permit office for review and approval.
 Requested Transit to review and approve possible dates in March and April to provide bus substitution of the M-Line to support the construction work at 19th Avenue and Junipero Serra Blvd.
 Submitted environmental review document to SF Planning to request for Categorical Exemption to comply with the CEQA requirement for work at 19th Avenue and Junipero Serra Blvd.

UPCOMING PROJECT MILESTONES: (3 MONTH LOOK-AHEAD)

95% Design completion by May 19, 2016

PROJECT CHALLENGES / AREAS OF CONCERN:

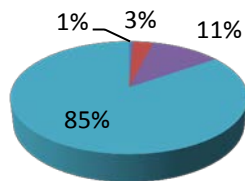
None

M Ocean View Track Replacement

PROJECT PHASE	BASILINE BUDGET	APPROVED BUDGET	ESTIMATE AT COMPLETION	BOND FUNDING	OTHER FUNDING	BOND SPENT	OTHER SPENT	BUDGET SPENT
PRE-DEVELOPMENT	\$51,850	\$51,850	\$51,850	\$0	\$0	\$0	\$51,850	100.0%
CONCEPTUAL	\$298,000	\$298,000	\$298,000	\$0	\$0	\$0	\$298,000	100.0%
ENVIRONMENTAL	\$0	\$0	\$0	\$0	\$0	\$0	\$0	-
DETAIL DESIGN	\$1,001,000	\$1,001,000	\$0	\$112,000	\$0	\$13,330	\$138,700	15.2%
CONSTRUCTION	\$7,480,000	\$7,480,000	\$0	\$660,000	\$1,438,000	\$0	-\$64,957	-0.9%
PROJECT TOTALS	\$8,830,850	\$8,830,850	\$349,850	\$772,000	\$1,438,000	\$13,330	\$423,593	4.9%

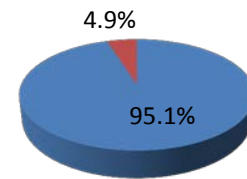
Funding Series Detail: \$0 2012B, \$772,000 2013, \$0 2014
 Expenditure Series Detail: \$0 2012B, \$13,330 2013, \$0 2014

Approved Budget By Phase



- PRE-DEVELOPMENT
- ENVIRONMENTAL
- CONSTRUCTION
- CONCEPTUAL
- DETAIL DESIGN

Budget Spent vs. Approved Budget Remaining



- Remaining
- Spent

Project Phase	Start	Finish	2014												2015												2016												2017											
			J	F	M	A	M	J	J	A	S	O	N	D	J	F	M	A	M	J	J	A	S	O	N	D	J	F	M	A	M	J	J	A	S	O	N	D	J	F	M	A	M	J	J	A	S	O	N	D
PRE-DEVELOPMENT																																																		
Forecast/Actual	02/17/15	05/11/15													■																																			
Approved	02/17/15	05/11/15													■																																			
Baseline	02/17/15	05/11/15													■																																			
CONCEPTUAL																																																		
Forecast/Actual	05/04/15	10/26/15													■																																			
Approved	05/04/15	10/26/15													■																																			
Baseline	05/04/15	10/26/15													■																																			
ENVIRONMENTAL																																																		
Forecast/Actual																																																		
Approved																																																		
Baseline																																																		
DETAIL DESIGN																																																		
Forecast/Actual	10/26/15	01/23/17																									■																							
Approved	10/26/15	01/23/17																									■																							
Baseline	10/26/15	01/23/17																									■																							
CONSTRUCTION																																																		
Forecast/Actual																																							■											
Approved	01/23/17	11/20/17																																					■											
Baseline	01/23/17	11/20/17																																					■											
CONTRACT CLOSEOUT																																																		
Forecast/Actual																																							■											
Approved	11/21/17	03/20/18																																					■											
Baseline	11/21/17	03/20/18																																					■											

Masonic Avenue Streetscape

The Masonic Avenue Complete Streetscape project's goal is to increase safety and accessibility for all modes of travel on Masonic Avenue, from Fell Street to Geary Boulevard (an eight block segment that is about 2/3 of a mile). Masonic Ave is a major north-south arterial in San Francisco, and is also the chief bike and transit route through the area. The street is auto-dominated, and has had a high rate of pedestrian and bicycle collisions. This project will re-allocate space to calm traffic, provide dedicated space for people on bicycles, and provide pedestrian enhancements, such as median refuge islands, bus boarding islands, and sidewalk landscaping. Note: Conceptual Engineering completed as a multiple-department planning effort (SFMTA Contributed \$35,364). Project Initiation below reflects Detail Design.

PROJECT INITIATION: January 1, 2014
 CURRENT PROJECT PHASE: Detail Design

PROJECT MANAGER: Maurice Growney (415) 701-4549
 PROJECT ENGINEER: Cristina Calderon (415) 558-4004
 RESIDENT ENGINEER: Keanway Kyi (415) 695-2090

CONTRACTOR: Shaw Pipelines

CONTRACT AWARD DATE: February 12, 2016	CONTRACT AWARD VALUE: \$27,000,000
NOTICE TO PROCEED: April 1, 2016	MODIFICATIONS TO-DATE: \$0
SUBSTANTIAL COMPLETION: November 29, 2017	TOTAL CONTRACT VALUE: \$27,000,000
FINAL COMPLETION: November 29, 2017	% MODIFICATION:

ACCOMPLISHMENTS THIS PERIOD:

Shaw Pipelines was the lowest responsible bidder and will be awarded the contract.
 The PUC MOU was approved at the January 26th PUC Commission meeting allowing PUC funding to be sent to SFPW, the agency managing the construction.
 Work authorizations have been sent from the MTA to SFPW.
 Outreach about the upcoming construction and potential parking add-backs ongoing.

UPCOMING PROJECT MILESTONES: (3 MONTH LOOK-AHEAD)

- Award of the contract to Shaw Pipelines.
- Certification of the contract
- Public hearing for parking add-backs.
- Ground breaking celebration.
- Notice to proceed (NTP)

PROJECT CHALLENGES / AREAS OF CONCERN:

During construction the project may encounter underground abandoned rails "yokes" from early last century that networked the City.
 Unanticipated additional design needs may result.
 Aggressive schedule with two headways - much coordination will be required and construction will affect the residents on or near the project boundaries as well as commuters.

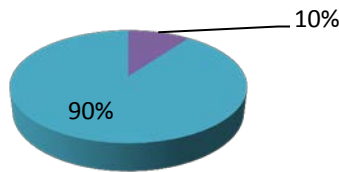
Masonic Avenue Streetscape

PROJECT PHASE	BASELINE BUDGET	APPROVED BUDGET	ESTIMATE AT COMPLETION	BOND FUNDING	OTHER FUNDING	BOND SPENT	OTHER SPENT	BUDGET SPENT
PRE-DEVELOPMENT	\$0	\$0	\$0	\$0	\$0	\$0	\$0	-
CONCEPTUAL	\$0	\$0	\$0	\$0	\$0	\$0	\$0	-
ENVIRONMENTAL	\$0	\$0	\$0	\$0	\$0	\$0	\$0	-
DETAIL DESIGN	\$2,340,000	\$3,030,786	\$3,030,786	\$3,021,058	\$185,365	\$1,940,359	\$185,365	70.1%
CONSTRUCTION	\$27,000,000	\$27,000,000	\$27,000,000	\$0	\$0	\$0	\$0	0.0%
PROJECT TOTALS	\$29,340,000	\$30,030,786	\$30,030,786	\$3,021,058	\$185,365	\$1,940,359	\$185,365	7.1%

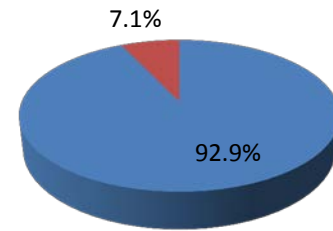
Funding Series Detail: \$0 2012B, \$3,021,058 2013, \$0 2014
 Expenditure Series Detail: \$0 2012B, \$1,940,359 2013, \$0 2014

Budget Spent vs. Approved Budget Remaining

Approved Budget By Phase



- PRE-DEVELOPMENT
- CONSTRUCTION
- ENVIRONMENTAL
- DETAIL DESIGN



- Remaining
- Spent

Project Phase	Start	Finish	2014												2015												2016												2017											
			J	F	M	A	M	J	J	A	S	O	N	D	J	F	M	A	M	J	J	A	S	O	N	D	J	F	M	A	M	J	J	A	S	O	N	D	J	F	M	A	M	J	J	A	S	O	N	D
PRE-DEVELOPMENT																																																		
Forecast/Actual																																																		
Approved																																																		
Baseline																																																		
CONCEPTUAL																																																		
Forecast/Actual																																																		
Approved																																																		
Baseline																																																		
ENVIRONMENTAL																																																		
Forecast/Actual																																																		
Approved																																																		
Baseline																																																		
DETAIL DESIGN																																																		
Forecast/Actual	01/01/14	11/06/15																																																
Approved	01/01/14	10/31/14																																																
Baseline	01/01/14	10/31/14																																																
CONSTRUCTION																																																		
Forecast/Actual	04/01/16	11/29/17																																																
Approved	5/1/2016	11/29/17																																																
Baseline	05/01/16	11/29/17																																																
CONTRACT CLOSEOUT																																																		
Forecast/Actual	11/29/17	01/31/18																																																
Approved	11/29/17	01/31/18																																																
Baseline	11/29/17	01/31/18																																																

Mission and Silver Fast Track Transit Enhancements

New Transit bulb at Mission/Silver and associated signal timing to be performed by SFMTA Sustainable Streets Signal Shops.

PROJECT INITIATION:	PROJECT MANAGER: Dan Mackowski	(415) 701-5306
CURRENT PROJECT PHASE: Construction	PROJECT ENGINEER: Cristina Olea	(415) 557-4722
	RESIDENT ENGINEER:	

CONTRACTOR: Precision Engineering, Inc. (PEI)

CONTRACT AWARD DATE: April 16, 2015	CONTRACT AWARD VALUE: \$365,000
NOTICE TO PROCEED: May 1, 2015	MODIFICATIONS TO-DATE: \$0
SUBSTANTIAL COMPLETION: July 1, 2015	TOTAL CONTRACT VALUE: \$365,000
FINAL COMPLETION: February 1, 2016	% MODIFICATION:

ACCOMPLISHMENTS THIS PERIOD:

Construction completed

UPCOMING PROJECT MILESTONES: (3 MONTH LOOK-AHEAD)

Sustainable Streets Signal Shop to complete traffic signal retiming

PROJECT CHALLENGES / AREAS OF CONCERN:

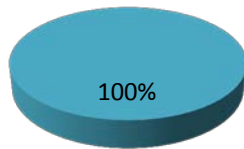
None to report

Mission and Silver Fast Track Transit Enhancements

PROJECT PHASE	BASELINE BUDGET	APPROVED BUDGET	ESTIMATE AT COMPLETION	BOND FUNDING	OTHER FUNDING	BOND SPENT	OTHER SPENT	BUDGET SPENT
PRE-DEVELOPMENT	\$0	\$0	\$0	\$0	\$0	\$0	\$0	-
CONCEPTUAL	\$0	\$0	\$0	\$0	\$0	\$0	\$0	-
ENVIRONMENTAL	\$0	\$0	\$0	\$0	\$0	\$0	\$0	-
DETAIL DESIGN	\$0	\$0	\$0	\$0	\$0	\$0	\$0	-
CONSTRUCTION	\$344,000	\$344,000	\$344,000	\$344,000	\$0	\$309,000	\$0	89.8%
PROJECT TOTALS	\$344,000	\$344,000	\$344,000	\$344,000	\$0	\$309,000	\$0	89.8%

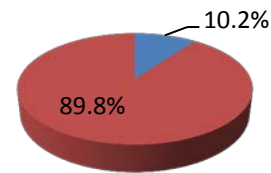
Funding Series Detail: \$0 2012B, \$0 2013, \$344,000 2014
 Expenditure Series Detail: \$0 2012B, \$0 2013, \$309,000 2014

Approved Budget By Phase



- PRE-DEVELOPMENT
- ENVIRONMENTAL
- CONSTRUCTION
- CONCEPTUAL
- DETAIL DESIGN

Budget Spent vs. Approved Budget Remaining



- Remaining
- Spent

Project Phase	Start	Finish	2014												2015												2016												2017											
			J	F	M	A	M	J	J	A	S	O	N	D	J	F	M	A	M	J	J	A	S	O	N	D	J	F	M	A	M	J	J	A	S	O	N	D	J	F	M	A	M	J	J	A	S	O	N	D
PRE-DEVELOPMENT																																																		
Forecast/Actual																																																		
Approved																																																		
Baseline																																																		
CONCEPTUAL																																																		
Forecast/Actual																																																		
Approved																																																		
Baseline																																																		
ENVIRONMENTAL																																																		
Forecast/Actual																																																		
Approved																																																		
Baseline																																																		
DETAIL DESIGN																																																		
Forecast/Actual																																																		
Approved																																																		
Baseline																																																		
CONSTRUCTION																																																		
Forecast/Actual	05/01/15	07/01/15																																																
Approved	05/01/15	07/01/15																																																
Baseline	05/01/15	07/01/15																																																
CONTRACT CLOSEOUT																																																		
Forecast/Actual	07/01/15	02/01/16																																																
Approved	07/01/15	02/01/16																																																
Baseline	07/01/15	02/01/16																																																

Mission Valencia Raised Cycletrack

Funds will pay for the construction management, meter and sign work portion of the Mission Valenca Green Gateway Project, a PUC-led green infrastructure project on Valencia Street between Cesar Chavez and Mission Street.

PROJECT INITIATION: April 1, 2013
 CURRENT PROJECT PHASE: Construction

PROJECT MANAGER: Charlie Ream 415-701-4695
 PROJECT ENGINEER:
 RESIDENT ENGINEER:

CONTRACTOR:

CONTRACT AWARD DATE:	CONTRACT AWARD VALUE:
NOTICE TO PROCEED:	MODIFICATIONS TO-DATE: \$0
SUBSTANTIAL COMPLETION:	TOTAL CONTRACT VALUE:
FINAL COMPLETION:	% MODIFICATION:

ACCOMPLISHMENTS THIS PERIOD:

UPCOMING PROJECT MILESTONES: (3 MONTH LOOK-AHEAD)

Construction Project will break ground in March 2016, expected completion Dec 2016

PROJECT CHALLENGES / AREAS OF CONCERN:

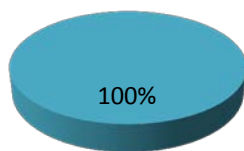
None.

Mission Valencia Raised Cycletrack

PROJECT PHASE	BASELINE BUDGET	APPROVED BUDGET	ESTIMATE AT COMPLETION	BOND FUNDING	OTHER FUNDING	BOND SPENT	OTHER SPENT	BUDGET SPENT
PRE-DEVELOPMENT	\$0	\$0	\$0	\$0	\$0	\$0	\$0	-
CONCEPTUAL	\$0	\$0	\$0	\$0	\$0	\$0	\$0	-
ENVIRONMENTAL	\$0	\$0	\$0	\$0	\$0	\$0	\$0	-
DETAIL DESIGN	\$0	\$0	\$0	\$0	\$0	\$0	\$0	-
CONSTRUCTION	\$142,066	\$142,066	\$0	\$142,066	\$0	\$5,681	\$0	4.0%
PROJECT TOTALS	\$142,066	\$142,066	\$0	\$142,066	\$0	\$5,681	\$0	4.0%

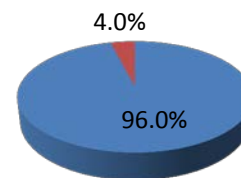
Funding Series Detail: \$0 2012B, \$0 2013, \$142,066 2014
 Expenditure Series Detail: \$0 2012B, \$0 2013, \$5,681 2014

Approved Budget By Phase



- PRE-DEVELOPMENT
- ENVIRONMENTAL
- CONSTRUCTION
- CONCEPTUAL
- DETAIL DESIGN

Budget Spent vs. Approved Budget Remaining



- Remaining
- Spent

Project Phase	Start	Finish	2014												2015												2016												2017											
			J	F	M	A	M	J	J	A	S	O	N	D	J	F	M	A	M	J	J	A	S	O	N	D	J	F	M	A	M	J	J	A	S	O	N	D	J	F	M	A	M	J	J	A	S	O	N	D
PRE-DEVELOPMENT																																																		
Forecast/Actual																																																		
Approved																																																		
Baseline																																																		
CONCEPTUAL																																																		
Forecast/Actual																																																		
Approved																																																		
Baseline																																																		
ENVIRONMENTAL																																																		
Forecast/Actual																																																		
Approved																																																		
Baseline																																																		
DETAIL DESIGN																																																		
Forecast/Actual																																																		
Approved																																																		
Baseline																																																		
CONSTRUCTION																																																		
Forecast/Actual	03/15/16	12/01/16																																																
Approved																																																		
Baseline																																																		
CONTRACT CLOSEOUT																																																		
Forecast/Actual																																																		
Approved																																																		
Baseline																																																		

Muni Green Center Roof Rehabilitation

Replace the Main Shop Building roof, install new rooftop HVAC equipment, and remove abandoned HVAC equipment and associated components.

PROJECT INITIATION: June 1, 2009
 CURRENT PROJECT PHASE: Completed

PROJECT MANAGER: Kenny Ngan (415) 701-5489
 PROJECT ENGINEER: Matthew Fong (415) 701-4340
 RESIDENT ENGINEER: Victor Yuen (415) 706-1142

CONTRACTOR: Pioneer Contractors, Inc., 1485 Armstrong Avenue, San Francisco, CA 94124

CONTRACT AWARD DATE: January 15, 2013	CONTRACT AWARD VALUE: \$4,301,800
NOTICE TO PROCEED: April 1, 2013	MODIFICATIONS TO-DATE: \$739,370
SUBSTANTIAL COMPLETION: August 1, 2014	TOTAL CONTRACT VALUE: \$5,041,170
FINAL COMPLETION: May 1, 2015	% MODIFICATION:

ACCOMPLISHMENTS THIS PERIOD:

No further reporting; project closed out.

UPCOMING PROJECT MILESTONES: (3 MONTH LOOK-AHEAD)

No further reporting; project closed out.

PROJECT CHALLENGES / AREAS OF CONCERN:

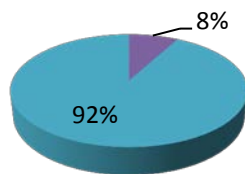
No further reporting; project closed out.

Muni Green Center Roof Rehabilitation

PROJECT PHASE	BASELINE BUDGET	APPROVED BUDGET	ESTIMATE AT COMPLETION	BOND FUNDING	OTHER FUNDING	BOND SPENT	OTHER SPENT	BUDGET SPENT
PRE-DEVELOPMENT	\$0	\$0	\$0	\$0	\$0	\$0	\$0	-
CONCEPTUAL	\$0	\$0	\$0	\$0	\$0	\$0	\$0	-
ENVIRONMENTAL	\$0	\$0	\$0	\$0	\$0	\$0	\$0	-
DETAIL DESIGN	\$607,628	\$549,769	\$542,076	\$349,540	\$200,000	\$344,915	\$197,161	98.6%
CONSTRUCTION	\$4,692,372	\$6,287,422	\$5,885,303	\$5,890,034	\$351,000	\$5,878,055	\$265,058	97.7%
PROJECT TOTALS	\$5,300,000	\$6,837,191	\$6,427,379	\$6,239,574	\$551,000	\$6,222,970	\$462,219	97.8%

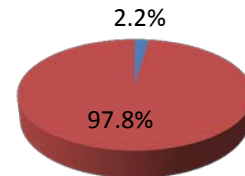
Funding Series Detail: \$6,239,574 2012B, \$0 2013, \$0 2014
 Expenditure Series Detail: \$6,222,970 2012B, \$0 2013, \$0 2014

Approved Budget By Phase



- PRE-DEVELOPMENT
- ENVIRONMENTAL
- CONSTRUCTION
- CONCEPTUAL
- DETAIL DESIGN

Budget Spent vs. Approved Budget Remaining



- Remaining
- Spent

Project Phase	Start	Finish	2014												2015												2016												2017											
			J	F	M	A	M	J	J	A	S	O	N	D	J	F	M	A	M	J	J	A	S	O	N	D	J	F	M	A	M	J	J	A	S	O	N	D	J	F	M	A	M	J	J	A	S	O	N	D
PRE-DEVELOPMENT																																																		
Forecast/Actual																																																		
Approved																																																		
Baseline																																																		
CONCEPTUAL																																																		
Forecast/Actual																																																		
Approved																																																		
Baseline																																																		
ENVIRONMENTAL																																																		
Forecast/Actual																																																		
Approved																																																		
Baseline																																																		
DETAIL DESIGN																																																		
Forecast/Actual	05/02/12	03/31/13																																																
Approved	05/02/12	03/31/13																																																
Baseline	05/02/12	11/30/12																																																
CONSTRUCTION																																																		
Forecast/Actual	04/01/13	08/01/14																																																
Approved	04/01/13	12/01/13																																																
Baseline	12/01/12	06/29/13																																																
CONTRACT CLOSEOUT																																																		
Forecast/Actual	11/02/15	12/01/16																																																
Approved	11/02/15	12/01/16																																																
Baseline	11/02/15	12/01/16																																																

Muni Metro Sunset Tunnel Rail Rehabilitation

Upgrade and reconstruct aging N-Line railway infrastructure in the Sunset Tunnel, which includes replacing track work, overhead contact system components, feeder cables, the curve signal system, and firefighting standpipe components; cleaning drain lines; and adding conduit for a future emergency bluelight telephone system.

Additional scope has been identified to address the findings from the Tunnel Seismic Vulnerability Study Report dated February 29, 2012. Scope elements include obtaining a geotechnical report evaluating the portal walls for earthquake loading and incorporating any resulting design requirements, such as a foundation retrofit, into the Final Design package.

PROJECT INITIATION: May 11, 2012
 CURRENT PROJECT PHASE: Construction

PROJECT MANAGER: Tess Kavanagh (415) 701-4212
 PROJECT ENGINEER: Mark Rudnicki (415) 701-4243
 RESIDENT ENGINEER:

CONTRACTOR: Proven Management Inc., 712 Sansome Street, San Francisco, CA 94111

CONTRACT AWARD DATE: January 21, 2014	CONTRACT AWARD VALUE: \$16,123,600
NOTICE TO PROCEED: April 21, 2014	MODIFICATIONS TO-DATE: \$2
SUBSTANTIAL COMPLETION: November 1, 2015	TOTAL CONTRACT VALUE: \$16,123,602
FINAL COMPLETION: January 30, 2016	% MODIFICATION:

ACCOMPLISHMENTS THIS PERIOD:

Three shutdowns were successfully completed in October and November 2015. Contractors inability to provide adequate work plans for review by Transit impacted approval process for ongoing shutdown schedule. Majority of trackway replacement is completed.

UPCOMING PROJECT MILESTONES: (3 MONTH LOOK-AHEAD)

Complete remaining four shutdowns

PROJECT CHALLENGES / AREAS OF CONCERN:

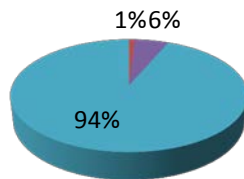
There is a potential delay of another 6 months, extending completion date to May 2016. Cost impacts are unknown as this time pending negotiations with the contractor.

Muni Metro Sunset Tunnel Rail Rehabilitation

PROJECT PHASE	BASELINE BUDGET	APPROVED BUDGET	ESTIMATE AT COMPLETION	BOND FUNDING	OTHER FUNDING	BOND SPENT	OTHER SPENT	BUDGET SPENT
PRE-DEVELOPMENT	\$0	\$0	\$0	\$0	\$0	\$0	\$0	-
CONCEPTUAL	\$200,000	\$275,544	\$275,544	\$0	\$275,544	\$0	\$275,544	100.0%
ENVIRONMENTAL	\$0	\$0	\$0	\$0	\$0	\$0	\$0	-
DETAIL DESIGN	\$2,100,000	\$1,628,480	\$1,215,945	\$900,000	\$453,804	\$2,210,474	\$311,233	154.9%
CONSTRUCTION	\$29,700,000	\$27,700,000	\$24,700,000	\$8,810,474	\$16,708,676	\$6,230,599	\$10,073,193	58.9%
PROJECT TOTALS	\$32,000,000	\$29,604,024	\$26,191,489	\$9,710,474	\$17,438,024	\$8,441,073	\$10,659,970	64.5%

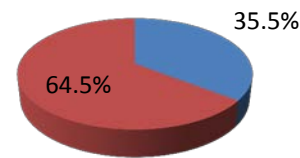
Funding Series Detail: \$2,210,474 2012B, \$7,500,000 2013, \$0 2014
 Expenditure Series Detail: \$2,210,474 2012B, \$6,230,599 2013, \$0 2014

Approved Budget By Phase



- PRE-DEVELOPMENT
- CONCEPTUAL
- ENVIRONMENTAL
- DETAIL DESIGN
- CONSTRUCTION

Budget Spent vs. Approved Budget Remaining



- Remaining
- Spent

Project Phase	Start	Finish	2014												2015												2016												2017											
			J	F	M	A	M	J	J	A	S	O	N	D	J	F	M	A	M	J	J	A	S	O	N	D	J	F	M	A	M	J	J	A	S	O	N	D	J	F	M	A	M	J	J	A	S	O	N	D
PRE-DEVELOPMENT																																																		
Forecast/Actual																																																		
Approved																																																		
Baseline																																																		
CONCEPTUAL																																																		
Forecast/Actual	05/01/12	10/29/12																																																
Approved	05/01/12	10/29/12																																																
Baseline	05/01/12	10/29/12																																																
ENVIRONMENTAL																																																		
Forecast/Actual																																																		
Approved																																																		
Baseline																																																		
DETAIL DESIGN																																																		
Forecast/Actual	10/30/12	04/20/14																																																
Approved	10/30/12	08/26/13																																																
Baseline	10/30/12	08/26/13																																																
CONSTRUCTION																																																		
Forecast/Actual	04/21/14	06/01/16																																																
Approved	04/21/14	05/16/15																																																
Baseline	08/27/13	10/20/14																																																
CONTRACT CLOSEOUT																																																		
Forecast/Actual	06/01/16	12/31/16																																																
Approved	05/17/15	08/11/15																																																
Baseline	10/21/14	01/19/15																																																

Muni Metro Turnback Rail Rehabilitation

Replace all worn rail from Folsom Portal to Embarcadero Station, totaling approximately 3,600 linear feet (LF) of running rail and 1,060 LF of guard rail. In addition, replacement of one corroded fire suppression deluge valve (with associated trim) as well as the refurbishment of five deluge access panels will be completed. As part of the deluge valve replacement, all safety protocols by the SFFD and NFPA 13 will be followed, including a fire watch during the system shutdown period and a full test of the deluge system in the presence of the SFFD following the valve replacement.

PROJECT INITIATION: March 5, 2012
 CURRENT PROJECT PHASE: Complete

PROJECT MANAGER: Kenny Ngan (415) 701-5489
 PROJECT ENGINEER: Sandy Ng (415) 701-4231
 RESIDENT ENGINEER: Victor Yuen (415) 706-1142

CONTRACTOR: NTK Construction, Inc., 501 Cesar Chavez, Suite 123, San Francisco, CA 94124

CONTRACT AWARD DATE: February 1, 2013	CONTRACT AWARD VALUE: \$800,400
NOTICE TO PROCEED: March 5, 2013	MODIFICATIONS TO-DATE: \$0
SUBSTANTIAL COMPLETION: September 1, 2013	TOTAL CONTRACT VALUE: \$800,400
FINAL COMPLETION: October 31, 2013	% MODIFICATION:

ACCOMPLISHMENTS THIS PERIOD:

No further reporting; project closed out.

UPCOMING PROJECT MILESTONES: (3 MONTH LOOK-AHEAD)

No further reporting; project closed out.

PROJECT CHALLENGES / AREAS OF CONCERN:

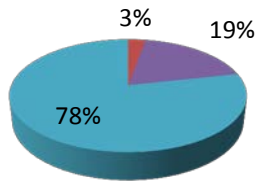
No further reporting; project closed out.

Muni Metro Turnback Rail Rehabilitation

PROJECT PHASE	BASELINE BUDGET	APPROVED BUDGET	ESTIMATE AT COMPLETION	BOND FUNDING	OTHER FUNDING	BOND SPENT	OTHER SPENT	BUDGET SPENT
PRE-DEVELOPMENT	\$0	\$0	\$0	\$0	\$0	\$0	\$0	-
CONCEPTUAL	\$90,000	\$90,000	\$42,477	\$0	\$42,477	\$0	\$42,477	47.2%
ENVIRONMENTAL	\$0	\$0	\$0	\$0	\$0	\$0	\$0	-
DETAIL DESIGN	\$590,000	\$590,000	\$144,226	\$89,504	\$54,722	\$89,504	\$54,722	24.4%
CONSTRUCTION	\$2,920,000	\$2,476,190	\$1,545,862	\$1,545,862	\$0	\$1,545,862	\$0	62.4%
PROJECT TOTALS	\$3,600,000	\$3,156,190	\$1,732,565	\$1,635,366	\$97,199	\$1,635,366	\$97,199	54.9%

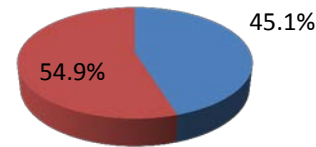
Funding Series Detail: \$1,635,366 2012B, \$0 2013, \$0 2014
 Expenditure Series Detail: \$1,635,366 2012B, \$0 2013, \$0 2014

Approved Budget By Phase



- PRE-DEVELOPMENT
- CONCEPTUAL
- ENVIRONMENTAL
- DETAIL DESIGN
- CONSTRUCTION

Budget Spent vs. Approved Budget Remaining



- Remaining
- Spent

Project Phase	Start	Finish	2014												2015												2016												2017											
			J	F	M	A	M	J	J	A	S	O	N	D	J	F	M	A	M	J	J	A	S	O	N	D	J	F	M	A	M	J	J	A	S	O	N	D	J	F	M	A	M	J	J	A	S	O	N	D
PRE-DEVELOPMENT																																																		
Forecast/Actual																																																		
Approved																																																		
Baseline																																																		
CONCEPTUAL																																																		
Forecast/Actual	03/05/12	05/01/12																																																
Approved	03/05/12	07/01/12																																																
Baseline	03/05/12	07/01/12																																																
ENVIRONMENTAL																																																		
Forecast/Actual																																																		
Approved																																																		
Baseline																																																		
DETAIL DESIGN																																																		
Forecast/Actual	05/02/12	03/04/13																																																
Approved	07/02/12	03/15/13																																																
Baseline	07/02/12	03/15/13																																																
CONSTRUCTION																																																		
Forecast/Actual	03/05/13	09/01/13																																																
Approved	03/16/13	12/01/13																																																
Baseline	03/16/13	12/01/13																																																
CONTRACT CLOSEOUT																																																		
Forecast/Actual	09/02/13	10/31/13																																																
Approved	12/02/13	04/01/14																																																
Baseline	12/02/13	04/01/14																																																

Muni Metro Turnback Water Intrusion Mitigation

Mitigate water intrusion within the Muni Metro Turnback box structure area, including grouting cracks with epoxy, cleaning and clearing drainage system, replacing water diversion channels, and cleaning and applying epoxy to corroded conduits.

PROJECT INITIATION: March 5, 2012
 CURRENT PROJECT PHASE: Complete

PROJECT MANAGER: Kenny Ngan (415) 701-5489
 PROJECT ENGINEER: Joseph Nguyen (415) 701-4262
 RESIDENT ENGINEER:

CONTRACTOR: SFMTA Job Order Contract (JOC)

CONTRACT AWARD DATE: December 19, 2012	CONTRACT AWARD VALUE: \$203,054
NOTICE TO PROCEED: December 19, 2012	MODIFICATIONS TO-DATE: \$0
SUBSTANTIAL COMPLETION: June 15, 2013	TOTAL CONTRACT VALUE: \$203,054
FINAL COMPLETION: November 1, 2013	% MODIFICATION:

ACCOMPLISHMENTS THIS PERIOD:

No further reporting; project closed out.

UPCOMING PROJECT MILESTONES: (3 MONTH LOOK-AHEAD)

No further reporting; project closed out.

PROJECT CHALLENGES / AREAS OF CONCERN:

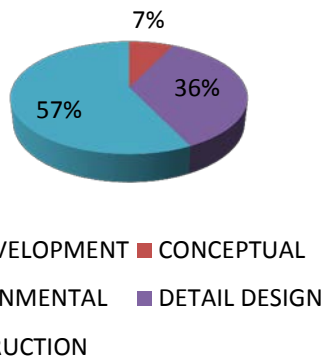
No further reporting; project closed out.

Muni Metro Turnback Water Intrusion Mitigation

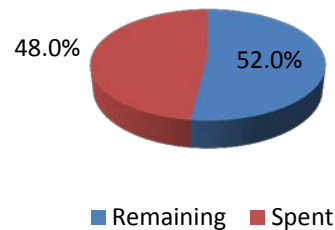
PROJECT PHASE	BASELINE BUDGET	APPROVED BUDGET	ESTIMATE AT COMPLETION	BOND FUNDING	OTHER FUNDING	BOND SPENT	OTHER SPENT	BUDGET SPENT
PRE-DEVELOPMENT	\$0	\$0	\$0	\$0	\$0	\$0	\$0	-
CONCEPTUAL	\$105,000	\$105,000	\$134,968	\$0	\$134,968	\$0	\$134,968	128.5%
ENVIRONMENTAL	\$0	\$0	\$0	\$0	\$0	\$0	\$0	-
DETAIL DESIGN	\$515,000	\$515,000	\$98,852	\$0	\$98,851	\$0	\$98,851	19.2%
CONSTRUCTION	\$829,054	\$829,054	\$462,112	\$462,112	\$0	\$462,112	\$0	55.7%
PROJECT TOTALS	\$1,449,054	\$1,449,054	\$695,932	\$462,112	\$233,819	\$462,112	\$233,819	48.0%

Funding Series Detail: \$462,112 2012B, \$0 2013, \$0 2014
 Expenditure Series Detail: \$462,112 2012B, \$0 2013, \$0 2014

Approved Budget By Phase



Budget Spent vs. Approved Budget Remaining



Project Phase	Start	Finish	2014												2015												2016												2017											
			J	F	M	A	M	J	J	A	S	O	N	D	J	F	M	A	M	J	J	A	S	O	N	D	J	F	M	A	M	J	J	A	S	O	N	D	J	F	M	A	M	J	J	A	S	O	N	D
PRE-DEVELOPMENT																																																		
Forecast/Actual																																																		
Approved																																																		
Baseline																																																		
CONCEPTUAL																																																		
Forecast/Actual	03/05/12	05/01/12																																																
Approved	03/05/12	07/01/12																																																
Baseline	03/05/12	07/01/12																																																
ENVIRONMENTAL																																																		
Forecast/Actual																																																		
Approved																																																		
Baseline																																																		
DETAIL DESIGN																																																		
Forecast/Actual	05/02/12	12/18/12																																																
Approved	07/02/12	12/18/12																																																
Baseline	07/02/12	11/15/12																																																
CONSTRUCTION																																																		
Forecast/Actual	12/19/12	06/15/13																																																
Approved	12/19/12	11/01/13																																																
Baseline	12/15/12	11/01/13																																																
CONTRACT CLOSEOUT																																																		
Forecast/Actual	06/16/15	11/01/13																																																
Approved	11/02/13	01/01/14																																																
Baseline	11/02/13	01/01/14																																																

Muni Metro Twin Peaks Tunnel Rail Replacement

Replace track-work from West Portal to west of Castro Station, replace the single track crossover between West Portal and Forest Hill Stations, replace track turnouts and approximately 100 feet of track-work on each shoofly track at the old Eureka Station, replace switch machines and track switch controllers and make seismic improvements to the tunnel.

PROJECT INITIATION: January 2, 2013
 CURRENT PROJECT PHASE: Detail Design

PROJECT MANAGER: David Greenaway (415) 701-4237
 PROJECT ENGINEER: Prester Wilson (415) 701-4272
 RESIDENT ENGINEER:

CONTRACTOR: TBD

CONTRACT AWARD DATE: TBD	CONTRACT AWARD VALUE: \$32,965,750
NOTICE TO PROCEED: May 24, 2016	MODIFICATIONS TO-DATE: \$0
SUBSTANTIAL COMPLETION: August 27, 2017	TOTAL CONTRACT VALUE: \$32,965,750
FINAL COMPLETION: November 25, 2017	% MODIFICATION:

ACCOMPLISHMENTS THIS PERIOD:

- Rejected all bids due to bidder errors.
- Readvertised construction contract for bids.
- Performed nighttime site visit in tunnel for bidders.
- Opened construction bids.

UPCOMING PROJECT MILESTONES: (3 MONTH LOOK-AHEAD)

- Prepare Calendar Item to Award the construction contract.
- Award the construction contract.

PROJECT CHALLENGES / AREAS OF CONCERN:

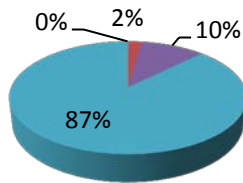
The tunnel shutdowns required to perform the work will have a major impact on Transit Operations. Continue to work with Transit Scheduling and Operations regarding bus substitutions to minimize impacts to the public.

Muni Metro Twin Peaks Tunnel Rail Replacement

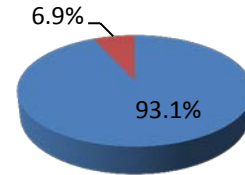
PROJECT PHASE	BASELINE BUDGET	APPROVED BUDGET	ESTIMATE AT COMPLETION	BOND FUNDING	OTHER FUNDING	BOND SPENT	OTHER SPENT	BUDGET SPENT
PRE-DEVELOPMENT	\$50,000	\$50,000	\$73,920	\$0	\$72,808	\$0	\$73,920	147.8%
CONCEPTUAL	\$997,920	\$997,920	\$639,275	\$0	\$645,538	\$0	\$639,275	64.1%
ENVIRONMENTAL	\$0	\$0	\$0	\$0	\$0	\$0	\$0	-
DETAIL DESIGN	\$4,866,780	\$4,866,780	\$2,845,406	\$2,754,780	\$0	\$2,499,396	\$0	51.4%
CONSTRUCTION	\$40,965,300	\$40,965,300	\$40,965,300	\$0	\$0	\$0	\$0	0.0%
PROJECT TOTALS	\$46,880,000	\$46,880,000	\$44,523,901	\$2,754,780	\$718,346	\$2,499,396	\$713,195	6.9%

Funding Series Detail: \$0 2012B, \$2,754,780 2013, \$0 2014
 Expenditure Series Detail: \$0 2012B, \$2,499,396 2013, \$0 2014

Approved Budget By Phase



Budget Spent vs. Approved Budget Remaining



- PRE-DEVELOPMENT ■ CONCEPTUAL
- ENVIRONMENTAL ■ DETAIL DESIGN
- CONSTRUCTION

- Remaining ■ Spent

Project Phase	Start	Finish	2014												2015												2016												2017											
			J	F	M	A	M	J	J	A	S	O	N	D	J	F	M	A	M	J	J	A	S	O	N	D	J	F	M	A	M	J	J	A	S	O	N	D	J	F	M	A	M	J	J	A	S	O	N	D
PRE-DEVELOPMENT																																																		
Forecast/Actual																																																		
Approved																																																		
Baseline																																																		
CONCEPTUAL																																																		
Forecast/Actual	02/01/13	03/31/13																																																
Approved	02/01/13	03/31/13																																																
Baseline	02/01/13	03/31/13																																																
ENVIRONMENTAL																																																		
Forecast/Actual																																																		
Approved																																																		
Baseline																																																		
DETAIL DESIGN																																																		
Forecast/Actual	09/02/13	01/20/16	[Gantt chart bars for Forecast/Actual, Approved, Baseline]																																															
Approved	09/02/13	10/30/15																																																
Baseline	08/02/13	08/01/14																																																
CONSTRUCTION																																																		
Forecast/Actual	05/24/16	08/27/17	[Gantt chart bars for Forecast/Actual, Approved, Baseline]																																															
Approved	10/31/15	10/30/16																																																
Baseline	08/02/14	08/01/15																																																
CONTRACT CLOSEOUT																																																		
Forecast/Actual	08/27/17	11/25/17	[Gantt chart bars for Forecast/Actual, Approved, Baseline]																																															
Approved	10/31/16	02/28/17																																																
Baseline	08/02/15	11/30/15																																																

Operator Restrooms (Operator Convenience Facilities Phase I)

Design and construct a minimum of six operator convenience facilities at various locations in the city.

Note: Contract Award Date represents the date of the purchase order for the pre-fabricated units. Contract Award Value represents the cost to purchase units and install.

PROJECT INITIATION: February 15, 2009
 CURRENT PROJECT PHASE: Construction

PROJECT MANAGER: Robert Mau (415) 701-4509
 PROJECT ENGINEER: Robert Mau (415) 701-4509
 RESIDENT ENGINEER:

CONTRACTOR: DPW Job Order Contract (JOC)

CONTRACT AWARD DATE: December 21, 2012	CONTRACT AWARD VALUE: \$1,143,000
NOTICE TO PROCEED: December 26, 2012	MODIFICATIONS TO-DATE: \$0
SUBSTANTIAL COMPLETION: February 29, 2016	TOTAL CONTRACT VALUE: \$1,143,000
FINAL COMPLETION: March 31, 2016	% MODIFICATION:

ACCOMPLISHMENTS THIS PERIOD:

Micro LBE contract completed for the Potrero & 25th restroom in April 2015. Contract closed; facility accepted and opened for use.
 Using SFPW Job Order Contracting (JOC) fourth restroom unit installed at 48th & Ortega in June 2015. Contract closed; facility is accepted and opened for use.
 Using SFPW BSSR- for Bowley & Lincoln site. DPW-BSSR is working on the punchlist items; facility is conditionally accepted and opened for use since January 2016. Using SFPW Job Order Contracting(JOC) for the sixth restroom site, 32nd and Geary Blvd. The site is under construction; underground utilities(sewer, water, electrical) connections, retaining wall and foundation footing are finished.

UPCOMING PROJECT MILESTONES: (3 MONTH LOOK-AHEAD)

Complete construction at 32nd & Geary site
 Complete punchlist items(2) at Bowley & Lincoln site.

PROJECT CHALLENGES / AREAS OF CONCERN:

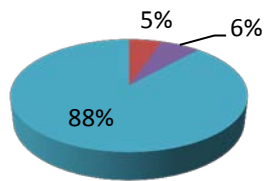
None to report

Operator Restrooms (Operator Convenience Facilities Phase I)

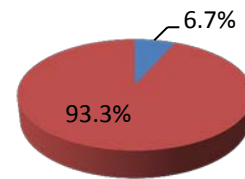
PROJECT PHASE	BASELINE BUDGET	APPROVED BUDGET	ESTIMATE AT COMPLETION	BOND FUNDING	OTHER FUNDING	BOND SPENT	OTHER SPENT	BUDGET SPENT
PRE-DEVELOPMENT	\$0	\$0	\$0	\$0	\$0	\$0	\$0	-
CONCEPTUAL	\$170,000	\$169,352	\$169,352	\$0	\$169,352	\$0	\$169,352	100.0%
ENVIRONMENTAL	\$0	\$0	\$0	\$0	\$0	\$0	\$0	-
DETAIL DESIGN	\$765,000	\$205,125	\$205,125	\$0	\$205,125	\$0	\$205,125	100.0%
CONSTRUCTION	\$900,000	\$2,808,662	\$2,447,691	\$1,554,080	\$1,510,582	\$1,086,109	\$1,510,582	92.5%
PROJECT TOTALS	\$1,835,000	\$3,183,139	\$2,822,168	\$1,554,080	\$1,885,059	\$1,086,109	\$1,885,059	93.3%

Funding Series Detail: \$0 2012B, \$1,554,080 2013, \$0 2014
 Expenditure Series Detail: \$0 2012B, \$1,086,109 2013, \$0 2014

Approved Budget By Phase



Budget Spent vs. Approved Budget Remaining



- PRE-DEVELOPMENT ■ CONCEPTUAL
- ENVIRONMENTAL ■ DETAIL DESIGN
- CONSTRUCTION

- Remaining ■ Spent

Project Phase	Start	Finish	2014												2015												2016												2017											
			J	F	M	A	M	J	J	A	S	O	N	D	J	F	M	A	M	J	J	A	S	O	N	D	J	F	M	A	M	J	J	A	S	O	N	D	J	F	M	A	M	J	J	A	S	O	N	D
PRE-DEVELOPMENT																																																		
Forecast/Actual																																																		
Approved																																																		
Baseline																																																		
CONCEPTUAL																																																		
Forecast/Actual	05/01/10	03/01/11																																																
Approved	05/01/10	03/01/11																																																
Baseline	05/01/10	03/01/11																																																
ENVIRONMENTAL																																																		
Forecast/Actual																																																		
Approved																																																		
Baseline																																																		
DETAIL DESIGN																																																		
Forecast/Actual	08/01/12	02/02/14																																																
Approved	08/01/12	02/02/14																																																
Baseline	08/01/12	11/30/13																																																
CONSTRUCTION																																																		
Forecast/Actual	02/03/14	02/29/16																																																
Approved	02/03/14	09/11/15																																																
Baseline	11/30/13	02/29/16																																																
CONTRACT CLOSEOUT																																																		
Forecast/Actual	03/01/16	04/01/16																																																
Approved	09/12/15	01/10/16																																																
Baseline	03/01/16	09/01/16																																																

Operator Restrooms (Operator Convenience Facilities Phase II)

Design and construct a minimum of nine operator convenience facilities at various locations in the city.

PROJECT INITIATION: August 1, 2014
 CURRENT PROJECT PHASE: Conceptual / Detail Design

PROJECT MANAGER: Robert Mau (415) 701-4509
 PROJECT ENGINEER: Edison Cayabyab (415) 749-2478
 RESIDENT ENGINEER:

CONTRACTOR: TBD

CONTRACT AWARD DATE: April 1, 2016	CONTRACT AWARD VALUE: \$2,400,000
NOTICE TO PROCEED: May 1, 2016	MODIFICATIONS TO-DATE: \$0
SUBSTANTIAL COMPLETION: November 30, 2017	TOTAL CONTRACT VALUE: \$2,400,000
FINAL COMPLETION: December 31, 2017	% MODIFICATION:

ACCOMPLISHMENTS THIS PERIOD:

Project includes 9 sites at various stages of design and approvals:

1. 19th & Buckingham: Project site moved to intersection of 20th & Buckingham. Project site is awaiting for SFPW's Major Encroachment Permit approval.
2. BART Daly City: Received BART building permit. Daly City Engineering approved the utility permit.
3. Sunnysdale/McLaren: Major Encroachment application submitted to SFPW in August 2015. Project site is awaiting for SFPW's Major Encroachment Permit approval.
4. Parkridge & Buckingham: Major Encroachment application submitted to SFPW in August 2015. Project site is awaiting for SFPW's Major Encroachment Permit approval. A topographic survey was conducted at the site; project team started detail design.
5. 48th & Rivera: Supervisor Tang requested additional information for the 48th and Rivera site. Project team is also reviewing alternative locations close the proposed site.
6. Fulton & 6th: Project team conducted public outreach and presented the site plans to the nearby residents.
7. Townsend & Fourth: New location identified at 4th & Townsend and is working with internal review prior to conducting public outreach.
8. Van Ness & North Point: Project team conducted site investigation and is preparing site plans for internal review and public outreach.
9. Top of the Hill Daly City: Team negotiated with property owners at 6232 Mission to allow installation of a restroom unit in property parking lot. Lease agreement signed in September 2015. Building permit application submitted to Daly City in September 2015. Daly City Planning department is reviewing the revised package and requesting additional information regarding ADA compliance of the water closet unit.

UPCOMING PROJECT MILESTONES: (3 MONTH LOOK-AHEAD)

- Start construction of the two Daly City sites
- Issue Final CER ; Obtain Major Encroachment Permits for 3 sites in San Francisco.
- Continue public outreach activities for the remaining 4 sites in San Francisco.

PROJECT CHALLENGES / AREAS OF CONCERN:

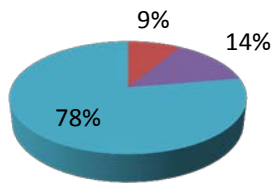
None to report.

Operator Restrooms (Operator Convenience Facilities Phase II)

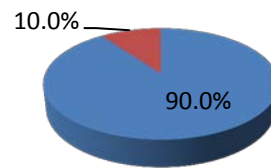
PROJECT PHASE	BASELINE BUDGET	APPROVED BUDGET	ESTIMATE AT COMPLETION	BOND FUNDING	OTHER FUNDING	BOND SPENT	OTHER SPENT	BUDGET SPENT
PRE-DEVELOPMENT	\$0	\$0	\$0	\$0	\$0	\$0	\$0	-
CONCEPTUAL	\$445,000	\$445,000	\$445,000	\$445,000	\$0	\$511,374	\$0	114.9%
ENVIRONMENTAL	\$0	\$0	\$0	\$0	\$0	\$0	\$0	-
DETAIL DESIGN	\$705,000	\$705,000	\$705,000	\$0	\$0	\$0	\$0	0.0%
CONSTRUCTION	\$4,000,000	\$4,000,000	\$4,000,000	\$3,500,000	\$0	\$4,374	\$0	0.1%
PROJECT TOTALS	\$5,150,000	\$5,150,000	\$5,150,000	\$3,945,000	\$0	\$515,748	\$0	10.0%

Funding Series Detail: \$0 2012B, \$927,569 2013, \$3,017,431 2014
 Expenditure Series Detail: \$0 2012B, \$457,220 2013, \$58,528 2014

Approved Budget By Phase



Budget Spent vs. Approved Budget Remaining



- PRE-DEVELOPMENT ■ CONCEPTUAL
- ENVIRONMENTAL ■ DETAIL DESIGN
- CONSTRUCTION

- Remaining ■ Spent

Project Phase	Start	Finish	2014												2015												2016												2017											
			J	F	M	A	M	J	J	A	S	O	N	D	J	F	M	A	M	J	J	A	S	O	N	D	J	F	M	A	M	J	J	A	S	O	N	D	J	F	M	A	M	J	J	A	S	O	N	D
PRE-DEVELOPMENT																																																		
Forecast/Actual																																																		
Approved																																																		
Baseline																																																		
CONCEPTUAL																																																		
Forecast/Actual	08/01/14	03/11/16																																																
Approved	08/01/14	12/10/15																																																
Baseline	08/01/14	01/31/16																																																
ENVIRONMENTAL																																																		
Forecast/Actual																																																		
Approved																																																		
Baseline																																																		
DETAIL DESIGN																																																		
Forecast/Actual	03/14/16	10/31/16																																																
Approved	04/13/15	08/10/16																																																
Baseline	02/01/15	04/30/15																																																
CONSTRUCTION																																																		
Forecast/Actual	05/01/16	12/31/17																																																
Approved	08/11/16	02/06/18																																																
Baseline	05/01/15	09/02/15																																																
CONTRACT CLOSEOUT																																																		
Forecast/Actual	01/02/18	03/01/18																																																
Approved	01/02/18	03/01/18																																																
Baseline	09/03/15	11/04/15																																																

Parking Garage Projects: Condition Assessment, Waterproofing & Ventilation

This project includes funds for DPW’s assessment of the condition of all 18 garages, as well as partial funding for waterproofing and ventilation projects. This project is in the close-out phase; the waterproofing projects have been completed. Going forward, all projects will be tracked and reported on discretely; as well as compliance with ADA regulations and various Planning, Building and Fire Codes.

PROJECT INITIATION: April 30, 2014
 CURRENT PROJECT PHASE: Close Out

PROJECT MANAGER: Rob Malone 415-701-2430
 PROJECT ENGINEER: Douglas Ullman 415- 557-4722
 RESIDENT ENGINEER: Simon Yeung 415 519-6417

CONTRACTOR:

CONTRACT AWARD DATE: June 1, 2014	CONTRACT AWARD VALUE:
NOTICE TO PROCEED:	MODIFICATIONS TO-DATE: \$0
SUBSTANTIAL COMPLETION: October 30, 2015	TOTAL CONTRACT VALUE:
FINAL COMPLETION: October 30, 2015	% MODIFICATION:

ACCOMPLISHMENTS THIS PERIOD:

5th & Mission, and Sutter Stockton garages water proofing projects were substantially completed in October 2015. At 5th and Mission both Dreamforce and Oracle World convention parking was accomodated during construction with a minimum of revenue loss.

UPCOMING PROJECT MILESTONES: (3 MONTH LOOK-AHEAD)

Projects will be closed out, with any savings transferred to other projects.

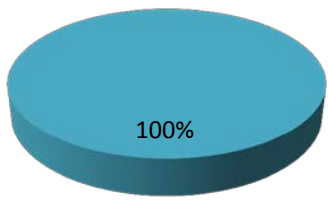
PROJECT CHALLENGES / AREAS OF CONCERN:

Parking Garage Projects: Condition Assessment, Waterproofing & Ventilation

PROJECT PHASE	BASILINE BUDGET	APPROVED BUDGET	ESTIMATE AT COMPLETION	BOND FUNDING	OTHER FUNDING	BOND SPENT	OTHER SPENT	BUDGET SPENT
PRE-DEVELOPMENT	\$0	\$0	\$0	\$0	\$0	\$0	\$0	-
CONCEPTUAL	\$0	\$0	\$0	\$0	\$0	\$0	\$0	-
ENVIRONMENTAL	\$0	\$0	\$0	\$0	\$0	\$0	\$0	-
DETAIL DESIGN	\$0	\$0	\$0	\$0	\$0	\$0	\$0	-
CONSTRUCTION	\$0	\$6,774,061	\$0	\$6,774,061	\$0	\$5,483,320	\$0	80.9%
PROJECT TOTALS	\$0	\$6,774,061	\$0	\$6,774,061	\$0	\$5,483,320	\$0	80.9%

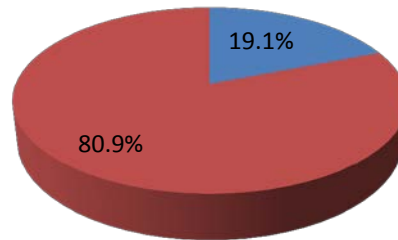
Funding Series Detail: \$5,000,000 2012B, \$1,722,431 2013, \$51,630 2014
 Expenditure Series Detail: \$4,424,330 2012B, \$1,058,990 2013, \$0 2014

Approved Budget By Phase



- PRE-DEVELOPMENT ■ CONCEPTUAL
- ENVIRONMENTAL ■ DETAIL DESIGN
- CONSTRUCTION

Budget Spent vs. Approved Budget Remaining



- Remaining ■ Spent

Project Phase	Start	Finish	2014				2015				2016				2017																				
			J	F	M	A	M	J	J	A	S	O	N	D	J	F	M	A	M	J	J	A	S	O	N	D	J	F	M	A	M	J	J	A	S
PRE-DEVELOPMENT																																			
Forecast/Actual																																			
Approved																																			
Baseline																																			
CONCEPTUAL																																			
Forecast/Actual																																			
Approved																																			
Baseline																																			
ENVIRONMENTAL																																			
Forecast/Actual																																			
Approved																																			
Baseline																																			
DETAIL DESIGN																																			
Forecast/Actual	04/01/14	10/01/14																																	
Approved																																			
Baseline																																			
CONSTRUCTION																																			
Forecast/Actual	08/01/14	10/01/15																																	
Approved																																			
Baseline																																			
CONTRACT CLOSEOUT																																			
Forecast/Actual	12/30/15	03/31/16																																	
Approved	12/30/15	03/31/16																																	
Baseline	12/30/15	03/31/16																																	

Parking Garage Project - Elevator Modernization Condition Assessment of 7 Garages

Equipment of garage elevators is far past its useful life and analysis is underway to determine repair and replacement of machine room areas, hoistway equipment, entrances, signal equipment, and ADA compliance.

PROJECT INITIATION: December 30, 2014
 CURRENT PROJECT PHASE: Design

PROJECT MANAGER: Rob Malone 415-701-2430
 PROJECT ENGINEER: Douglas Ullman 415- 557-4722
 RESIDENT ENGINEER:

CONTRACTOR:

CONTRACT AWARD DATE: December 1, 2014	CONTRACT AWARD VALUE:
NOTICE TO PROCEED:	MODIFICATIONS TO-DATE: \$0
SUBSTANTIAL COMPLETION: November 30, 2015	TOTAL CONTRACT VALUE:
FINAL COMPLETION: December 30, 2015	% MODIFICATION:

ACCOMPLISHMENTS THIS PERIOD:

Conditions Assessment Reports for elevators at Moscone, Sutter Stockton, Union Square, Polk Bush, North Beach, Vallejo and SF General Garages are complete. Proposal for the design, bid and construction support received from elevator consultant.

UPCOMING PROJECT MILESTONES: (3 MONTH LOOK-AHEAD)

6 of the 7 will proceed to design/bid phase (all except North Beach). Preparation of contract documents will begin for the bid, award and construction of modernization improvements to the elevators by March 2016. The actual construction will continue until December 2017

PROJECT CHALLENGES / AREAS OF CONCERN:

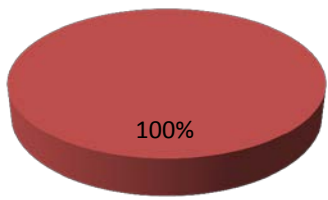
State licensed elevator contractors are in high demand.

Parking Garage Project - Elevator Modernization Condition Assessment of 7 Garages

PROJECT PHASE	BASELINE BUDGET	APPROVED BUDGET	ESTIMATE AT COMPLETION	BOND FUNDING	OTHER FUNDING	BOND SPENT	OTHER SPENT	BUDGET SPENT
PRE-DEVELOPMENT	\$0	\$0	\$0	\$0	\$0	\$0	\$0	-
CONCEPTUAL	\$85,000	\$250,000	\$0	\$250,000	\$0	\$51,519	\$0	20.6%
ENVIRONMENTAL	\$0	\$0	\$0	\$0	\$0	\$0	\$0	-
DETAIL DESIGN	\$125,000	\$0	\$0	\$0	\$0	\$0	\$0	-
CONSTRUCTION	\$4,200,000	\$0	\$0	\$0	\$0	\$0	\$0	-
PROJECT TOTALS	\$4,410,000	\$250,000	\$0	\$250,000	\$0	\$51,519	\$0	20.6%

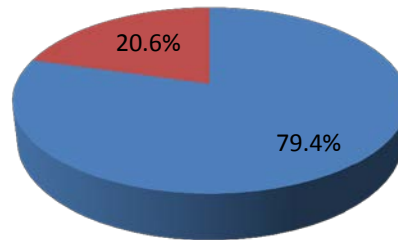
Funding Series Detail: \$0 2012B, \$0 2013, \$250,000 2014
 Expenditure Series Detail: \$0 2012B, \$0 2013, \$51,519 2014

Approved Budget By Phase



- PRE-DEVELOPMENT ■ CONCEPTUAL
- ENVIRONMENTAL ■ DETAIL DESIGN
- CONSTRUCTION

Budget Spent vs. Approved Budget Remaining



- Remaining ■ Spent

Project Phase	Start	Finish	2014												2015												2016												2017											
			J	F	M	A	M	J	J	A	S	O	N	D	J	F	M	A	M	J	J	A	S	O	N	D	J	F	M	A	M	J	J	A	S	O	N	D	J	F	M	A	M	J	J	A	S	O	N	D
PRE-DEVELOPMENT																																																		
Forecast/Actual																																																		
Approved																																																		
Baseline																																																		
CONCEPTUAL																																																		
Forecast/Actual	12/01/14	12/01/15																																																
Approved	12/01/14	12/01/15																																																
Baseline	12/01/14	12/01/15																																																
ENVIRONMENTAL																																																		
Forecast/Actual																																																		
Approved																																																		
Baseline																																																		
DETAIL DESIGN																																																		
Forecast/Actual																																																		
Approved																																																		
Baseline	03/15/16	01/15/17																																																
CONSTRUCTION																																																		
Forecast/Actual																																																		
Approved																																																		
Baseline	01/15/17	12/15/17																																																
CONTRACT CLOSEOUT																																																		
Forecast/Actual																																																		
Approved																																																		
Baseline	01/15/18	04/15/18																																																

Parking Garage Project - Golden Gateway Garage Ventilation:

The mechanical and electrical upgrades and replacement of the ventilation system (air handling units, exhaust fans, supply air, ducts, louvers), carbon monoxide monitoring systems and controls, and associated electrical support for the Golden Gateway parking garage.

PROJECT INITIATION: April 30, 2014	PROJECT MANAGER: Rob Malone	415-701-2430
CURRENT PROJECT PHASE: Construction	PROJECT ENGINEER: Douglas Ullman	415- 557-4722
	RESIDENT ENGINEER: Simon Yeung	415 519-6417

CONTRACTOR: CLW Builders Inc.

CONTRACT AWARD DATE: March 1, 2015	CONTRACT AWARD VALUE: \$3,517,000
NOTICE TO PROCEED: August 18, 2015	MODIFICATIONS TO-DATE: \$0
SUBSTANTIAL COMPLETION: June 17, 2016	TOTAL CONTRACT VALUE: \$3,517,000
FINAL COMPLETION: July 12, 2016	% MODIFICATION:

ACCOMPLISHMENTS THIS PERIOD:

Fan procurement. Demolition of non-functional fans. Duct cleaning. Line voltage ventilation equipment power rough-in. Construction approximately 50% complete.

UPCOMING PROJECT MILESTONES: (3 MONTH LOOK-AHEAD)

Installation of new fans, carbon monoxide sensors and control systems will begin.

PROJECT CHALLENGES / AREAS OF CONCERN:

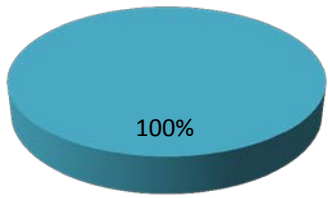
Minimizing impact to parking operations during construction. Superbowl City delayed construction approximately 10 days. Full building power shutdown will be necessary to install a new breaker for the new mechanical system. Coordinate with high-rise building engineer (CBRE) for evening/weekend implementation.

Parking Garage Project - Golden Gateway Garage Ventilation:

PROJECT PHASE	BASELINE BUDGET	APPROVED BUDGET	ESTIMATE AT COMPLETION	BOND FUNDING	OTHER FUNDING	BOND SPENT	OTHER SPENT	BUDGET SPENT
PRE-DEVELOPMENT	\$0	\$0	\$0	\$0	\$0	\$0	\$0	-
CONCEPTUAL	\$0	\$0	\$0	\$0	\$0	\$0	\$0	-
ENVIRONMENTAL	\$0	\$0	\$0	\$0	\$0	\$0	\$0	-
DETAIL DESIGN	\$0	\$0	\$0	\$0	\$0	\$0	\$0	-
CONSTRUCTION	\$0	\$3,517,000	\$3,517,000	\$3,517,000	\$0	\$473,500	\$0	13.5%
PROJECT TOTALS	\$0	\$3,517,000	\$3,517,000	\$3,517,000	\$0	\$473,500	\$0	13.5%

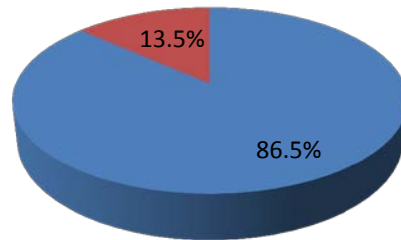
Funding Series Detail: \$0 2012B, \$0 2013, \$3,517,000 2014
 Expenditure Series Detail: \$0 2012B, \$0 2013, \$473,500 2014

Approved Budget By Phase



- PRE-DEVELOPMENT ■ CONCEPTUAL
- ENVIRONMENTAL ■ DETAIL DESIGN
- CONSTRUCTION

Budget Spent vs. Approved Budget Remaining



- Remaining ■ Spent

Project Phase	Start	Finish	2014				2015				2016				2017																							
			J	F	M	A	M	J	J	A	S	O	N	D	J	F	M	A	M	J	J	A	S	O	N	D	J	F	M	A	M	J	J	A	S	O	N	D
PRE-DEVELOPMENT																																						
Forecast/Actual																																						
Approved																																						
Baseline																																						
CONCEPTUAL																																						
Forecast/Actual																																						
Approved																																						
Baseline																																						
ENVIRONMENTAL																																						
Forecast/Actual																																						
Approved																																						
Baseline																																						
DETAIL DESIGN																																						
Forecast/Actual	04/01/14	02/01/15																																				
Approved																																						
Baseline																																						
CONSTRUCTION																																						
Forecast/Actual	08/18/15	06/17/16																																				
Approved																																						
Baseline																																						
CONTRACT CLOSEOUT																																						
Forecast/Actual																																						
Approved																																						
Baseline																																						

Parking Garage Project - Japan Center Garage Ventilation

The mechanical and electrical upgrades and replacement of the ventilation system (air handling units, exhaust fans, supply air, ducts, louvers), carbon monoxide monitoring systems and controls, and associated electrical support for the Japan Center parking garage.

PROJECT INITIATION: April 30, 2014	PROJECT MANAGER: Rob Malone	415-701-2430
CURRENT PROJECT PHASE: Construction	PROJECT ENGINEER: Douglas Ullman	415- 557-4722
	RESIDENT ENGINEER: Simon Yeung	415 519-6417

CONTRACTOR: Alpha Bay Builders

CONTRACT AWARD DATE: August 1, 2015	CONTRACT AWARD VALUE: \$3,140,000
NOTICE TO PROCEED: January 19, 2016	MODIFICATIONS TO-DATE: \$0
SUBSTANTIAL COMPLETION: September 30, 2016	TOTAL CONTRACT VALUE: \$3,140,000
FINAL COMPLETION: January 3, 2017	% MODIFICATION:

ACCOMPLISHMENTS THIS PERIOD:

Contract awarded and Construction NTP was issued on January 19, 2016. Construction in progress.

UPCOMING PROJECT MILESTONES: (3 MONTH LOOK-AHEAD)

Proceed with construction mobilization, ventilation equipment submittals, non-functional fan demolition and line voltage power rough-in.

PROJECT CHALLENGES / AREAS OF CONCERN:

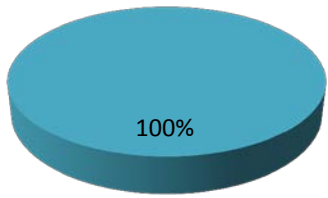
Minimizing impact to parking operations during construction.

Parking Garage Project - Japan Center Garage Ventilation

PROJECT PHASE	BASILINE BUDGET	APPROVED BUDGET	ESTIMATE AT COMPLETION	BOND FUNDING	OTHER FUNDING	BOND SPENT	OTHER SPENT	BUDGET SPENT
PRE-DEVELOPMENT	\$0	\$0	\$0	\$0	\$0	\$0	\$0	-
CONCEPTUAL	\$0	\$0	\$0	\$0	\$0	\$0	\$0	-
ENVIRONMENTAL	\$0	\$0	\$0	\$0	\$0	\$0	\$0	-
DETAIL DESIGN	\$0	\$0	\$0	\$0	\$0	\$0	\$0	-
CONSTRUCTION	\$0	\$3,140,000	\$3,140,000	\$3,140,000	\$0	\$93,792	\$0	3.0%
PROJECT TOTALS	\$0	\$3,140,000	\$3,140,000	\$3,140,000	\$0	\$93,792	\$0	3.0%

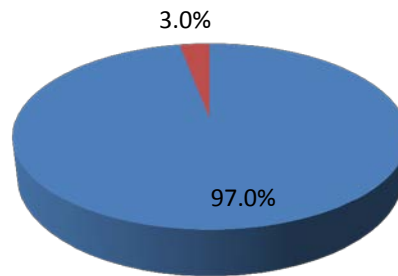
Funding Series Detail: \$0 2012B, \$0 2013, \$3,140,000 2014
 Expenditure Series Detail: \$0 2012B, \$0 2013, \$93,792 2014

Approved Budget By Phase



- PRE-DEVELOPMENT
- CONCEPTUAL
- ENVIRONMENTAL
- DETAIL DESIGN
- CONSTRUCTION

Budget Spent vs. Approved Budget Remaining



- Remaining
- Spent

Project Phase	Start	Finish	2014				2015				2016				2017																								
			J	F	M	A	M	J	J	A	S	O	N	D	J	F	M	A	M	J	J	A	S	O	N	D	J	F	M	A	M	J	J	A	S	O	N	D	
PRE-DEVELOPMENT																																							
Forecast/Actual																																							
Approved																																							
Baseline																																							
CONCEPTUAL																																							
Forecast/Actual																																							
Approved																																							
Baseline																																							
ENVIRONMENTAL																																							
Forecast/Actual																																							
Approved																																							
Baseline																																							
DETAIL DESIGN																																							
Forecast/Actual	04/01/14	07/01/15																																					
Approved																																							
Baseline																																							
CONSTRUCTION																																							
Forecast/Actual	01/01/16	09/30/16																																					
Approved																																							
Baseline																																							
CONTRACT CLOSEOUT																																							
Forecast/Actual																																							
Approved																																							
Baseline																																							

Parking Garage Project - Lombard Garage Waterproofing

Lombard Parking Garage façade replacement; top deck and partial 2nd floor concrete restoration and waterproofing.

PROJECT INITIATION: December 5, 2015
 CURRENT PROJECT PHASE: Conceptual Design

PROJECT MANAGER: Rob Malone (415) 701-2430
 PROJECT ENGINEER:
 RESIDENT ENGINEER:

CONTRACTOR:

CONTRACT AWARD DATE:	CONTRACT AWARD VALUE:
NOTICE TO PROCEED:	MODIFICATIONS TO-DATE: \$0
SUBSTANTIAL COMPLETION:	TOTAL CONTRACT VALUE:
FINAL COMPLETION:	% MODIFICATION:

ACCOMPLISHMENTS THIS PERIOD:

Informational and informal Conceptual Design reviews by Civic Design/Arts Commission. One (1) community outreach meeting. Community outreach phone calls and email communications sent. Coordination with Vision Zero Lombard Street project at Fillmore intersection.

UPCOMING PROJECT MILESTONES: (3 MONTH LOOK-AHEAD)

Design development, Phase 1 and 2 Civic Design/Art Commission approvals. A second community outreach meeting.

PROJECT CHALLENGES / AREAS OF CONCERN:

Vision Zero Lombard Street project at Fillmore intersection construction may be concurrent with garage façade replacement in 2017. Caltrans has Lombard repaving scheduled in 2018. Community is sensitive to loss of street parking. Keep pedestrian access during construction along Lombard and into US Post Office.

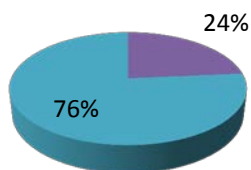
Parking Garage Project - Lombard Garage Waterproofing

PROJECT PHASE	BASELINE BUDGET	APPROVED BUDGET	ESTIMATE AT COMPLETION	BOND FUNDING	OTHER FUNDING	BOND SPENT	OTHER SPENT	BUDGET SPENT
PRE-DEVELOPMENT	\$0	\$0	\$0	\$0	\$0	\$0	\$0	-
CONCEPTUAL	\$0	\$0	\$42,475	\$0	\$0	\$0	\$0	-
ENVIRONMENTAL	\$0	\$0	\$0	\$0	\$0	\$0	\$0	-
DETAIL DESIGN	\$926,000	\$926,000	\$0	\$926,000	\$0	\$0	\$0	0.0%
CONSTRUCTION	\$3,000,000	\$3,000,000	\$43,099	\$3,000,000	\$0	\$0	\$0	0.0%
PROJECT TOTALS	\$3,926,000	\$3,926,000	\$85,574	\$3,926,000	\$0	\$0	\$0	0.0%

Funding Series Detail: \$0 2012B, \$0 2013, \$3,926,000 2014

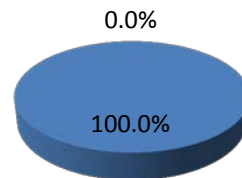
Expenditure Series Detail: \$0 2012B, \$0 2013, \$0 2014

Approved Budget By Phase



- PRE-DEVELOPMENT ■ CONCEPTUAL
- ENVIRONMENTAL ■ DETAIL DESIGN
- CONSTRUCTION

Budget Spent vs. Approved Budget Remaining



- Remaining ■ Spent

Project Phase	Start	Finish	2014												2015												2016												2017											
			J	F	M	A	M	J	J	A	S	O	N	D	J	F	M	A	M	J	J	A	S	O	N	D	J	F	M	A	M	J	J	A	S	O	N	D	J	F	M	A	M	J	J	A	S	O	N	D
PRE-DEVELOPMENT																																																		
Forecast/Actual																																																		
Approved																																																		
Baseline																																																		
CONCEPTUAL																																																		
Forecast/Actual	10/15/15	04/15/16																																																
Approved	10/15/15	04/15/16																																																
Baseline	10/15/15	04/15/16																																																
ENVIRONMENTAL																																																		
Forecast/Actual																																																		
Approved																																																		
Baseline																																																		
DETAIL DESIGN																																																		
Forecast/Actual	04/15/16	01/15/17																																																
Approved	04/15/16	01/15/17																																																
Baseline	04/15/16	01/15/17																																																
CONSTRUCTION																																																		
Forecast/Actual	01/15/17	12/30/17																																																
Approved	01/15/17	12/30/17																																																
Baseline	01/15/17	12/30/17																																																
CONTRACT CLOSEOUT																																																		
Forecast/Actual	01/05/18	03/15/18																																																
Approved	01/05/18	03/15/18																																																
Baseline	01/05/18	03/15/18																																																

Parking Garage Project - Sutter Stockton Garage Ventilation

The mechanical and electrical upgrades and replacement of the ventilation system (air handling units, exhaust fans, supply air, ducts, louvers), carbon monoxide monitoring systems and controls, and associated electrical support for the Sutter Stockton parking garage.

PROJECT INITIATION: May 30, 2014
 CURRENT PROJECT PHASE: Construction

PROJECT MANAGER: Rob Malone 415-701-2430
 PROJECT ENGINEER: Douglas Ullman 415- 557-4722
 RESIDENT ENGINEER: Simon Yeung 415 519-6417

CONTRACTOR: CLW Builders Inc.

CONTRACT AWARD DATE: June 18, 2015	CONTRACT AWARD VALUE: \$2,061,400
NOTICE TO PROCEED: August 19, 2015	MODIFICATIONS TO-DATE: \$0
SUBSTANTIAL COMPLETION: May 18, 2016	TOTAL CONTRACT VALUE: \$2,061,400
FINAL COMPLETION: June 12, 2016	% MODIFICATION:

ACCOMPLISHMENTS THIS PERIOD:

Fan procurement. Demolition of non-functional fans. Line voltage ventilation equipment power rough-in. Construction approximately 40% complete.

UPCOMING PROJECT MILESTONES: (3 MONTH LOOK-AHEAD)

Installation of new fans, carbon monoxide sensors and control systems will begin.

PROJECT CHALLENGES / AREAS OF CONCERN:

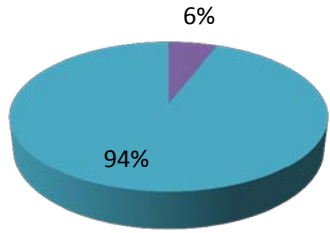
Minimizing impact to parking operations during construction.

Parking Garage Project - Sutter Stockton Garage Ventilation

PROJECT PHASE	BASELINE BUDGET	APPROVED BUDGET	ESTIMATE AT COMPLETION	BOND FUNDING	OTHER FUNDING	BOND SPENT	OTHER SPENT	BUDGET SPENT
PRE-DEVELOPMENT	\$0	\$0	\$0	\$0	\$0	\$0	\$0	-
CONCEPTUAL	\$0	\$0	\$0	\$0	\$0	\$0	\$0	-
ENVIRONMENTAL	\$0	\$0	\$0	\$0	\$0	\$0	\$0	-
DETAIL DESIGN	\$0	\$130,000	\$0	\$0	\$0	\$0	\$0	0.0%
CONSTRUCTION	\$0	\$2,061,400	\$2,061,400	\$2,061,400	\$0	\$95,159	\$0	4.6%
PROJECT TOTALS	\$0	\$2,191,400	\$2,061,400	\$2,061,400	\$0	\$95,159	\$0	4.3%

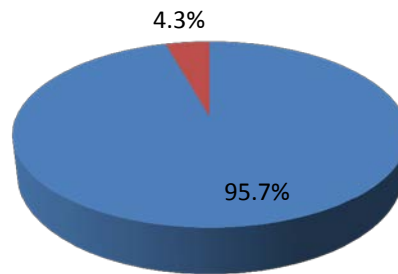
Funding Series Detail: \$0 2012B, \$0 2013, \$2,061,400 2014
 Expenditure Series Detail: \$0 2012B, \$0 2013, \$95,159 2014

Approved Budget By Phase



- PRE-DEVELOPMENT
- CONCEPTUAL
- ENVIRONMENTAL
- DETAIL DESIGN
- CONSTRUCTION

Budget Spent vs. Approved Budget Remaining



- Remaining
- Spent

Project Phase	Start	Finish	2014												2015												2016												2017											
			J	F	M	A	M	J	J	A	S	O	N	D	J	F	M	A	M	J	J	A	S	O	N	D	J	F	M	A	M	J	J	A	S	O	N	D	J	F	M	A	M	J	J	A	S	O	N	D
PRE-DEVELOPMENT																																																		
Forecast/Actual																																																		
Approved																																																		
Baseline																																																		
CONCEPTUAL																																																		
Forecast/Actual																																																		
Approved																																																		
Baseline																																																		
ENVIRONMENTAL																																																		
Forecast/Actual																																																		
Approved																																																		
Baseline																																																		
DETAIL DESIGN																																																		
Forecast/Actual	05/01/14	08/01/15																																																
Approved	05/01/14	08/01/15																																																
Baseline	05/01/14	08/01/15																																																
CONSTRUCTION																																																		
Forecast/Actual	08/18/15	06/12/16																																																
Approved	08/18/15	06/12/16																																																
Baseline	08/18/15	06/12/16																																																
CONTRACT CLOSEOUT																																																		
Forecast/Actual	06/15/16	09/15/16																																																
Approved	06/15/16	09/15/16																																																
Baseline	06/15/16	09/15/16																																																

Pedestrian Countdown Signals Design

This project will design pedestrian countdown signals (PCS) at 11 intersections and accessible pedestrian signals (APS) at an additional 8 intersections. Of the 11 intersections where PCS will be added, three will also have APS added. PCS locations are prioritized using factors such as collision history, inclusion in a Walk First corridor, proximity to schools and commercial districts, and requests from the public. Most of these intersections will involve a full signal upgrade with new conduits, pullboxes, poles, larger signal heads, controllers, etc. A small number of locations have conduits that are in satisfactory condition such that pedestrian signals can be added using existing signal infrastructure. Note: Conceptual work prior to project initiation.

PROJECT INITIATION:	March 1, 2014	PROJECT MANAGER:	Manito Velasco	701-4447
CURRENT PROJECT PHASE:	Detail Design	PROJECT ENGINEER:	Dusson Yeung	701-4553
		RESIDENT ENGINEER:	n/a	n/a

CONTRACTOR: TBD

CONTRACT AWARD DATE:	n/a	CONTRACT AWARD VALUE:	n/a
NOTICE TO PROCEED:	n/a	MODIFICATIONS TO-DATE:	n/a
SUBSTANTIAL COMPLETION:	April 1, 2017	TOTAL CONTRACT VALUE:	
FINAL COMPLETION:	September 30, 2017	% MODIFICATION:	

ACCOMPLISHMENTS THIS PERIOD:

95% PS&E

UPCOMING PROJECT MILESTONES: (3 MONTH LOOK-AHEAD)

Advertise 2/29/16

PROJECT CHALLENGES / AREAS OF CONCERN:

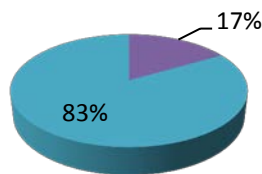
Two locations where APS were to be added were replaced. 13th/South Van Ness and 16th/Market were dropped from the project. Bayshore/Cortland and 4th/Channel, which were both requested by the public and scored "High" in terms of need, replaced the previous two. Both 13th/SVN and 16th/Market require significant signal infrastructure and curb ramp/bulbout work for APS to be added and have been deferred. Resolved subsidewalk basement conflicts.

Pedestrian Countdown Signals Design

PROJECT PHASE	BASELINE BUDGET	APPROVED BUDGET	ESTIMATE AT COMPLETION	BOND FUNDING	OTHER FUNDING	BOND SPENT	OTHER SPENT	BUDGET SPENT
PRE-DEVELOPMENT	\$0	\$0	\$0	\$0	\$0	\$0	\$0	-
CONCEPTUAL	\$0	\$0	\$0	\$0	\$0	\$0	\$0	-
ENVIRONMENTAL	\$0	\$0	\$0	\$0	\$0	\$0	\$0	-
DETAIL DESIGN	\$500,000	\$500,000	\$500,000	\$500,000	\$0	\$366,092	\$0	73.2%
CONSTRUCTION	\$2,500,000	\$2,500,000	\$2,500,000	\$0	\$0	\$0	\$0	0.0%
PROJECT TOTALS	\$3,000,000	\$3,000,000	\$3,000,000	\$500,000	\$0	\$366,092	\$0	12.2%

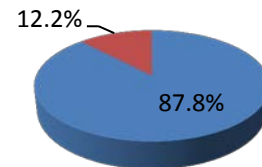
Funding Series Detail: \$0 2012B, \$500,000 2013, \$0 2014
 Expenditure Series Detail: \$0 2012B, \$366,092 2013, \$0 2014

Approved Budget By Phase



- PRE-DEVELOPMENT
- ENVIRONMENTAL
- CONSTRUCTION
- CONCEPTUAL
- DETAIL DESIGN

Budget Spent vs. Approved Budget Remaining



- Remaining
- Spent

Project Phase	Start	Finish	2014												2015												2016												2017											
			J	F	M	A	M	J	J	A	S	O	N	D	J	F	M	A	M	J	J	A	S	O	N	D	J	F	M	A	M	J	J	A	S	O	N	D	J	F	M	A	M	J	J	A	S	O	N	D
PRE-DEVELOPMENT																																																		
Forecast/Actual																																																		
Approved																																																		
Baseline																																																		
CONCEPTUAL																																																		
Forecast/Actual																																																		
Approved																																																		
Baseline																																																		
ENVIRONMENTAL																																																		
Forecast/Actual																																																		
Approved																																																		
Baseline																																																		
DETAIL DESIGN																																																		
Forecast/Actual	04/01/14	02/29/16																																																
Approved	04/01/14	04/01/15																																																
Baseline	04/01/14	04/01/15																																																
CONSTRUCTION																																																		
Forecast/Actual	08/01/16	05/01/17																																																
Approved	08/01/15	11/01/16																																																
Baseline	08/01/15	11/01/16																																																
CONTRACT CLOSEOUT																																																		
Forecast/Actual	04/01/17	09/30/17																																																
Approved	11/01/16	06/30/17																																																
Baseline	11/01/16	06/30/17																																																

Persia Triangle Street Improvements

Vision Zero improvements identified through WalkFirst include a new pedestrian bulb at the northwest corner of Mission and Ocean, extension of the pedestrian bulb at the southwest corner of Mission and Ocean, and signal upgrades on Mission/Ocean, Alemany/Ocean, and Mission/Persia. Project also includes a pilot phase that involved painted bulb-outs.

PROJECT INITIATION: March 1, 2010	PROJECT MANAGER: Robert Lim (415) 701-5669
CURRENT PROJECT PHASE: Construction	PROJECT ENGINEER: Ophelia Lau (415) 554-8350
	RESIDENT ENGINEER: Ashley Hall (415) 554-8351

CONTRACTOR: Precision Engineering, Inc. (PEI)

CONTRACT AWARD DATE: December 10, 2014	CONTRACT AWARD VALUE: \$1,257,389
NOTICE TO PROCEED: March 1, 2015	MODIFICATIONS TO-DATE: \$0
SUBSTANTIAL COMPLETION: December 31, 2015	TOTAL CONTRACT VALUE: \$1,257,389
FINAL COMPLETION: June 30, 2016	% MODIFICATION:

ACCOMPLISHMENTS THIS PERIOD:

Project has reached substantial completion. All of the bulbs and traffic signal work is done.

UPCOMING PROJECT MILESTONES: (3 MONTH LOOK-AHEAD)

Project punchlist and closeout is scheduled for completion next quarter.

PROJECT CHALLENGES / AREAS OF CONCERN:

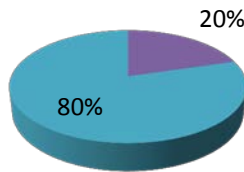
None to report.

Persia Triangle Street Improvements

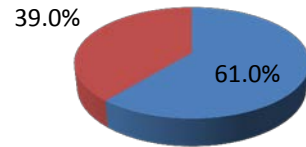
PROJECT PHASE	BASILINE BUDGET	APPROVED BUDGET	ESTIMATE AT COMPLETION	BOND FUNDING	OTHER FUNDING	BOND SPENT	OTHER SPENT	BUDGET SPENT
PRE-DEVELOPMENT	\$0	\$0	\$0	\$0	\$0	\$0	\$0	-
CONCEPTUAL	\$0	\$0	\$0	\$0	\$0	\$0	\$0	-
ENVIRONMENTAL	\$0	\$0	\$0	\$0	\$0	\$0	\$0	-
DETAIL DESIGN	\$323,030	\$323,030	\$323,030	\$0	\$323,030	\$151,969	\$463,875	190.6%
CONSTRUCTION	\$1,257,389	\$1,257,389	\$1,257,389	\$450,000	\$680,389	\$0	\$0	0.0%
PROJECT TOTALS	\$1,580,419	\$1,580,419	\$1,580,419	\$450,000	\$1,003,419	\$151,969	\$463,875	39.0%

Funding Series Detail: \$0 2012B, \$450,000 2013, \$0 2014
 Expenditure Series Detail: \$0 2012B, \$151,969 2013, \$0 2014

Approved Budget By Phase



Budget Spent vs. Approved Budget Remaining



- PRE-DEVELOPMENT ■ CONCEPTUAL
- ENVIRONMENTAL ■ DETAIL DESIGN
- CONSTRUCTION

- Remaining ■ Spent

Project Phase	Start	Finish	2014												2015												2016												2017											
			J	F	M	A	M	J	J	A	S	O	N	D	J	F	M	A	M	J	J	A	S	O	N	D	J	F	M	A	M	J	J	A	S	O	N	D	J	F	M	A	M	J	J	A	S	O	N	D
PRE-DEVELOPMENT																																																		
Forecast/Actual																																																		
Approved																																																		
Baseline																																																		
CONCEPTUAL																																																		
Forecast/Actual																																																		
Approved																																																		
Baseline																																																		
ENVIRONMENTAL																																																		
Forecast/Actual																																																		
Approved																																																		
Baseline																																																		
DETAIL DESIGN																																																		
Forecast/Actual	03/01/10	08/01/14	[Gantt chart bars]																																															
Approved	03/01/10	08/01/14	[Gantt chart bars]																																															
Baseline	03/01/10	08/01/14	[Gantt chart bars]																																															
CONSTRUCTION																																																		
Forecast/Actual	03/01/15	12/31/15	[Gantt chart bars]																																															
Approved	03/01/15	03/01/16	[Gantt chart bars]																																															
Baseline	03/01/15	03/01/16	[Gantt chart bars]																																															
CONTRACT CLOSEOUT																																																		
Forecast/Actual	12/31/15	06/30/16	[Gantt chart bars]																																															
Approved	03/31/16	12/01/16	[Gantt chart bars]																																															
Baseline	03/31/16	12/01/16	[Gantt chart bars]																																															

Polk Streetscape

A component of the large Polk Streetscape Project is to implement aesthetic and safety improvements for all users of Polk Street between McAllister and Union Streets, a 20 block segment. Specific improvements include pedestrian bulbouts at Polk and California, and full traffic signal upgrades along Polk Street at Turk, Eddy, Ellis, and Geary.

PROJECT INITIATION: **November 1, 2014**
 CURRENT PROJECT PHASE: **Procurement**

PROJECT MANAGER: **Matt Lasky** 701-5228
 PROJECT ENGINEER:
 RESIDENT ENGINEER:

CONTRACTOR:

CONTRACT AWARD DATE:	CONTRACT AWARD VALUE:
NOTICE TO PROCEED:	MODIFICATIONS TO-DATE: \$0
SUBSTANTIAL COMPLETION:	TOTAL CONTRACT VALUE:
FINAL COMPLETION:	% MODIFICATION:

ACCOMPLISHMENTS THIS PERIOD:

- Continued outreach for project
- SFPW at 100% Detail Design

UPCOMING PROJECT MILESTONES: (3 MONTH LOOK-AHEAD)

- Continued coordinated outreach with SFPW
- Advertise Construction Project
- Award Contract
- Complete project legislation

PROJECT CHALLENGES / AREAS OF CONCERN:

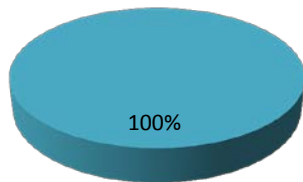
- Somewhat controversial project for public, requires large amount of outreach and coordination with key stakeholders.
- Continued and consistent coordination with SFPW, Planning and PUC.
- Project timeline overlaps with Van Ness and Lombard Street. Coordination required to minimize interruptions to pedestrians, bikes, transit and vehicles.

Polk Streetscape

PROJECT PHASE	BASELINE BUDGET	APPROVED BUDGET	ESTIMATE AT COMPLETION	BOND FUNDING	OTHER FUNDING	BOND SPENT	OTHER SPENT	BUDGET SPENT
PRE-DEVELOPMENT	\$0	\$0	\$0	\$0	\$0	\$0	\$0	-
CONCEPTUAL	\$0	\$0	\$0	\$0	\$0	\$0	\$0	-
ENVIRONMENTAL	\$0	\$0	\$0	\$0	\$0	\$0	\$0	-
DETAIL DESIGN	\$0	\$0	\$0	\$42,309	\$0	\$107,910	\$0	-
CONSTRUCTION	\$883,750	\$883,750	\$883,750	\$841,441	\$0	\$0	\$0	0.0%
PROJECT TOTALS	\$883,750	\$883,750	\$883,750	\$883,750	\$0	\$107,910	\$0	12.2%

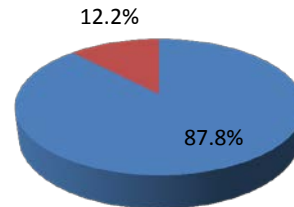
Funding Series Detail: \$0 2012B, \$0 2013, \$883,750 2014
 Expenditure Series Detail: \$0 2012B, \$0 2013, \$107,910 2014

Approved Budget By Phase



- PRE-DEVELOPMENT ■ CONCEPTUAL
- ENVIRONMENTAL ■ DETAIL DESIGN
- CONSTRUCTION

Budget Spent vs. Approved Budget Remaining



- Remaining ■ Spent

Project Phase	Start	Finish	2014					2015					2016					2017																													
			J	F	M	A	M	J	J	A	S	O	N	D	J	F	M	A	M	J	J	A	S	O	N	D	J	F	M	A	M	J	J	A	S	O	N	D	J	F	M	A	M	J	J	A	S
PRE-DEVELOPMENT																																															
Forecast/Actual																																															
Approved																																															
Baseline																																															
CONCEPTUAL																																															
Forecast/Actual																																															
Approved																																															
Baseline																																															
ENVIRONMENTAL																																															
Forecast/Actual																																															
Approved																																															
Baseline																																															
DETAIL DESIGN																																															
Forecast/Actual	11/01/14	12/31/15																																													
Approved	01/15/15	11/01/15																																													
Baseline	01/15/15	11/01/15																																													
CONSTRUCTION																																															
Forecast/Actual	10/31/16	10/31/18																																													
Approved																																															
Baseline																																															
CONTRACT CLOSEOUT																																															
Forecast/Actual																																															
Approved																																															
Baseline																																															

Procurement of Light Rail Vehicles

To procure up to 260 light rail vehicles (LRVs). The project scope includes the design, manufacture, delivery and test of LRVs. Also included are spare parts, special tools, training, documentation and associated services. This procurement includes the purchase of 151 LRVs to replace the existing fleet, 24 LRVs to start new revenue service on Central Subway Extension and to handle current demand, and 85 LRVs to accommodate projected ridership increase in the coming ten years. The new vehicles will be delivered as follows: Phase I (24 Base Order Vehicles) and Phase II (151 Base Order Vehicles – 25-175). The Optional Delivery Phase includes the purchase of up to 85 LRVs.

The Detail Design budget was adjusted to reflect design work being performed under another SFMTA project.

Current approved budget is for Phase I.

PROJECT INITIATION:	December 1, 2012	PROJECT MANAGER:	Trinh Nguyen	(415) 701-4602
CURRENT PROJECT PHASE:	Contract Initiation (Construction)	PROJECT ENGINEER:		
		RESIDENT ENGINEER:		

CONTRACTOR:	Siemens Industry Inc
-------------	----------------------

CONTRACT AWARD DATE:	September 19, 2014	CONTRACT AWARD VALUE:	\$1,192,651,577
NOTICE TO PROCEED:	September 30, 2014	MODIFICATIONS TO-DATE:	\$2
SUBSTANTIAL COMPLETION:	December 30, 2018	TOTAL CONTRACT VALUE:	\$1,192,651,579
FINAL COMPLETION:	December 30, 2021	% MODIFICATION:	

ACCOMPLISHMENTS THIS PERIOD:

- Four out of five Final Design Reviews have been completed.
- Milestones 2A and 7A were processed for payment.
- Modification No. 2 was completed.
- Production of first vehicles continue, girders are complete.

UPCOMING PROJECT MILESTONES: (3 MONTH LOOK-AHEAD)

- Completion of Milestones 1B, 1C, 2C for first vehicles.
- Complete last group of Final Design Reviews.
- Continue First Article Inspections, type testing.
- Continue working on identifying additional needed funds.

PROJECT CHALLENGES / AREAS OF CONCERN:

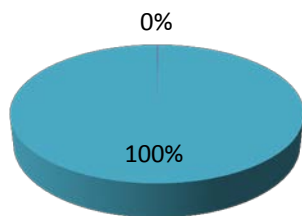
- Working through integration challenges with parallel projects; such as radio, fare collection, Clipper, ATCS upgrades. CAD AVL integration remains the biggest challenge.
- SFMTA worked with Siemens to streamline the design review process to minimize the design/production schedule overlap.
- Continue efforts to identify funding sources including Cap-and-trade funds.

Procurement of Light Rail Vehicles

PROJECT PHASE	BASELINE BUDGET	APPROVED BUDGET	ESTIMATE AT COMPLETION	BOND FUNDING	OTHER FUNDING	BOND SPENT	OTHER SPENT	BUDGET SPENT
PRE-DEVELOPMENT	\$0	\$0	\$0	\$0	\$0	\$0	\$0	-
CONCEPTUAL	\$0	\$0	\$0	\$0	\$0	\$0	\$0	-
ENVIRONMENTAL	\$0	\$0	\$0	\$0	\$0	\$0	\$0	-
DETAIL DESIGN	\$2,000,000	\$2,000,000	\$0	\$0	\$0	\$0	\$0	0.0%
CONSTRUCTION	\$1,424,473,226	\$1,424,473,226	\$1,424,473,226	\$14,772,460	\$139,153,142	\$4,417,876	\$2,150,893	0.5%
PROJECT TOTALS	\$1,426,473,226	\$1,426,473,226	\$1,424,473,226	\$14,772,460	\$139,153,142	\$4,417,876	\$2,150,893	0.5%

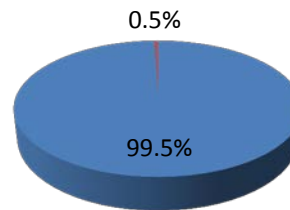
Funding Series Detail: \$0 2012B, \$12,500,000 2013, \$2,272,460 2014
 Expenditure Series Detail: \$0 2012B, \$4,417,876 2013, \$0 2014

Approved Budget By Phase



- PRE-DEVELOPMENT
- ENVIRONMENTAL
- CONSTRUCTION
- CONCEPTUAL
- DETAIL DESIGN

Budget Spent vs. Approved Budget Remaining



- Remaining
- Spent

Project Phase	Start	Finish	2014				2015				2016				2017											
			J	F	M	A	M	J	J	A	S	O	N	D	J	F	M	A	M	J	J	A	S	O	N	D
PRE-DEVELOPMENT																										
Forecast/Actual																										
Approved																										
Baseline																										
CONCEPTUAL																										
Forecast/Actual																										
Approved																										
Baseline																										
ENVIRONMENTAL																										
Forecast/Actual																										
Approved																										
Baseline																										
DETAIL DESIGN																										
Forecast/Actual	10/01/12	06/30/13																								
Approved	10/01/12	06/30/13																								
Baseline	10/01/12	06/30/13																								
CONSTRUCTION																										
Forecast/Actual	07/01/14	12/30/18																								
Approved	07/01/14	12/30/18																								
Baseline	07/01/14	12/30/18																								
CONTRACT CLOSEOUT																										
Forecast/Actual	01/01/19	12/30/21																								
Approved	01/01/19	12/30/21																								
Baseline	01/01/19	12/30/21																								

Radio Replacement

This project will replace and modernize SFMTA's radio communication system using 700 MHz voice and 800 MHz data channels as the basis for the communication network. The new system will utilize four base station sites and will meet the regional Intelligent Transportation Standard and the P25 interoperability criteria.

PROJECT INITIATION:	January 2, 2012	PROJECT MANAGER:	Frank Lau	415-701-4267
CURRENT PROJECT PHASE:	Construction	PROJECT ENGINEER:	Qingwen Xi	415-701-4268
		RESIDENT ENGINEER:	Alondra Trevino	415-847-7729

CONTRACTOR: Harris Corporation

CONTRACT AWARD DATE:	April 17, 2012	CONTRACT AWARD VALUE:	\$91,700,642
NOTICE TO PROCEED:	April 17, 2012	MODIFICATIONS TO-DATE:	\$5,052,584
SUBSTANTIAL COMPLETION:	January 18, 2017	TOTAL CONTRACT VALUE:	\$96,753,226
FINAL COMPLETION:	March 31, 2017	% MODIFICATION:	

ACCOMPLISHMENTS THIS PERIOD:

One Market Plaza base station site flooring and rack work completed.
 Installation of communication on the wheel and electrical cutover was completed at Forest Hill site.
 Performed radio system tuning and system configuration at Twin Peaks radio site.
 Computer Aided Design, Automatic Vehicle Location and radio systems were configured.
 Roof-top microwave was installed at Lenox Way, Cable Car Barn, Woods, Kirkland, Presidio, Flynn and Potrero facilities.
 Radio antenna cable installations were completed 85% in the Metro subway tunnel. Subway antenna system installation underway and core drilling was performed at system equipment rooms.
 Installed radios on 11 vehicle types, worked with Department of Emergency Management to program the interim radio into the City-wide radio system and conducted interim radio operation user training.

UPCOMING PROJECT MILESTONES: (3 MONTH LOOK-AHEAD)

complete site construction work

PROJECT CHALLENGES / AREAS OF CONCERN:

Obtain building construction permit for the Bayview Park radio base station site because it is in the critical path of the project schedule.

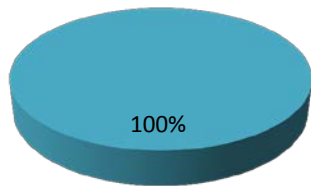
Radio Replacement

PROJECT PHASE	BASELINE BUDGET	APPROVED BUDGET	ESTIMATE AT COMPLETION	BOND FUNDING	OTHER FUNDING	BOND SPENT	OTHER SPENT	BUDGET SPENT
PRE-DEVELOPMENT	\$0	\$0	\$0	\$0	\$0	\$0	\$0	-
CONCEPTUAL	\$0	\$0	\$0	\$0	\$0	\$0	\$0	-
ENVIRONMENTAL	\$0	\$0	\$0	\$0	\$0	\$0	\$0	-
DETAIL DESIGN	\$0	\$0	\$0	\$0	\$0	\$0	\$0	-
CONSTRUCTION	\$128,026,740	\$128,026,740	\$128,026,740	\$2,000,000	\$101,840,526	\$0	\$34,512,833	27.0%
PROJECT TOTALS	\$128,026,740	\$128,026,740	\$128,026,740	\$2,000,000	\$101,840,526	\$0	\$34,512,833	27.0%

Funding Series Detail: \$0 2012B, \$2,000,000 2013, \$0 2014

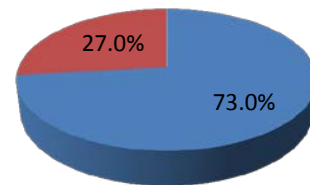
Expenditure Series Detail: \$0 2012B, \$0 2013, \$0 2014

Approved Budget By Phase



- PRE-DEVELOPMENT ■ CONCEPTUAL
- ENVIRONMENTAL ■ DETAIL DESIGN
- CONSTRUCTION

Budget Spent vs. Approved Budget Remaining



- Remaining ■ Spent

Project Phase	Start	Finish	2014												2015												2016												2017														
			J	F	M	A	M	J	J	A	S	O	N	D	J	F	M	A	M	J	J	A	S	O	N	D	J	F	M	A	M	J	J	A	S	O	N	D	J	F	M	A	M	J	J	A	S	O	N	D			
PRE-DEVELOPMENT																																																					
Forecast/Actual																																																					
Approved																																																					
Baseline																																																					
CONCEPTUAL																																																					
Forecast/Actual																																																					
Approved																																																					
Baseline																																																					
ENVIRONMENTAL																																																					
Forecast/Actual																																																					
Approved																																																					
Baseline																																																					
DETAIL DESIGN																																																					
Forecast/Actual																																																					
Approved																																																					
Baseline																																																					
CONSTRUCTION																																																					
Forecast/Actual	04/17/12	01/18/17																																																			
Approved	07/31/15	01/18/17																																																			
Baseline	07/31/15	01/18/17																																																			
CONTRACT CLOSEOUT																																																					
Forecast/Actual																																																					
Approved	01/18/17	03/31/17																																																			
Baseline	01/18/17	03/31/17																																																			

Safe Routes to School Projects - Alamo Elementary

Construct bus bulb-outs at the intersection on California Street at 21st Avenue, construct pedestrian refuge islands on California Street at 21st and 24th Avenues, construct speed humps on 22nd and 23rd Avenues between California and Clement Streets, install pedestrian countdown signals on 25th Avenue at Lake and California Streets, and install bicycle racks at Alamo Elementary School.

PROJECT INITIATION: June 1, 2008	PROJECT MANAGER: Adrian Leung (415)749-2538
CURRENT PROJECT PHASE: Completed Project	PROJECT ENGINEER: Josef Munoz (415)554-8284
	RESIDENT ENGINEER: Amy Lam (415)437-7048

CONTRACTOR: Bay Area Lightworks, 1460 Yosemite Ave, San Francisco, CA 94124

CONTRACT AWARD DATE: April 30, 2015	CONTRACT AWARD VALUE: \$304,779
NOTICE TO PROCEED: June 11, 2015	MODIFICATIONS TO-DATE: N/A
SUBSTANTIAL COMPLETION: October 1, 2015	TOTAL CONTRACT VALUE:
FINAL COMPLETION: October 1, 2015	% MODIFICATION:

ACCOMPLISHMENTS THIS PERIOD:

Construction completed to 100%; Contract completed.

UPCOMING PROJECT MILESTONES: (3 MONTH LOOK-AHEAD)

Contract close-out.

PROJECT CHALLENGES / AREAS OF CONCERN:

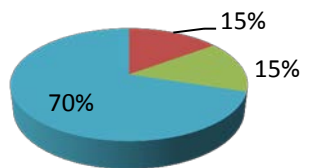
None to report.

Safe Routes to School Projects - Alamo Elementary

PROJECT PHASE	BASELINE BUDGET	APPROVED BUDGET	ESTIMATE AT COMPLETION	BOND FUNDING	OTHER FUNDING	BOND SPENT	OTHER SPENT	BUDGET SPENT
PRE-DEVELOPMENT	\$0	\$0	\$0	\$0	\$0	\$0	\$0	-
CONCEPTUAL	\$132,175	\$132,175	\$130,161	\$0	\$132,175	\$0	\$130,161	98.5%
ENVIRONMENTAL	\$132,175	\$132,175	\$114,674	\$0	\$132,175	\$0	\$10,525	8.0%
DETAIL DESIGN	\$0	\$0	\$0	\$0	\$0	\$0	\$0	-
CONSTRUCTION	\$619,458	\$619,458	\$619,458	\$87,800	\$426,183	\$63,212	\$403,907	75.4%
PROJECT TOTALS	\$883,808	\$883,808	\$864,293	\$87,800	\$690,533	\$63,212	\$544,593	68.8%

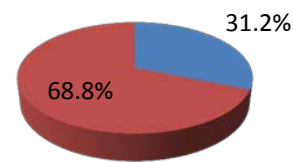
Funding Series Detail: \$0 2012B, \$87,800 2013, \$0 2014
 Expenditure Series Detail: \$0 2012B, \$63,212 2013, \$0 2014

Approved Budget By Phase



- PRE-DEVELOPMENT
- CONCEPTUAL
- ENVIRONMENTAL
- DETAIL DESIGN
- CONSTRUCTION

Budget Spent vs. Approved Budget Remaining



- Remaining
- Spent

Project Phase	Start	Finish	2014												2015												2016												2017											
			J	F	M	A	M	J	J	A	S	O	N	D	J	F	M	A	M	J	J	A	S	O	N	D	J	F	M	A	M	J	J	A	S	O	N	D	J	F	M	A	M	J	J	A	S	O	N	D
PRE-DEVELOPMENT																																																		
Forecast/Actual																																																		
Approved																																																		
Baseline																																																		
CONCEPTUAL																																																		
Forecast/Actual	06/01/08	02/01/12																																																
Approved	06/01/08	02/01/12																																																
Baseline	06/01/08	02/01/12																																																
ENVIRONMENTAL																																																		
Forecast/Actual	03/01/12	12/18/12																																																
Approved	03/01/12	12/18/12																																																
Baseline	03/01/12	12/18/12																																																
DETAIL DESIGN																																																		
Forecast/Actual																																																		
Approved																																																		
Baseline																																																		
CONSTRUCTION (including DETAIL DESIGN Activities)																																																		
Forecast/Actual	01/01/13	10/01/15																																																
Approved	01/01/13	12/01/15																																																
Baseline	01/01/13	12/01/15																																																
CONTRACT CLOSEOUT																																																		
Forecast/Actual	10/01/15	04/01/16																																																
Approved	12/31/15	12/31/16																																																
Baseline	12/31/15	12/31/16																																																

Safe Routes to School Projects - Denman

The SFMTA will construct pedestrian safety improvements in the vicinity of James Denman Middle School in District. Work includes: Ocean/Otsego; Sidewalk widening (Bulbouts), ADA Curb Ramps, and Sewer; Alemany/Onondaga; Sidewalk Corner Extensions (Bulbouts), Traffic Signal Upgrades (New poles and heads, APS, Ped count Down signals) ADA Curb Ramps, and Sewer Work

PROJECT INITIATION: June 1, 2012
 CURRENT PROJECT PHASE: Detailed Design

PROJECT MANAGER: Adrian Leung (415)749-2538
 PROJECT ENGINEER: Thet Maung (415)554-8261
 RESIDENT ENGINEER: Amy Lam (415)437-7048

CONTRACTOR:

CONTRACT AWARD DATE:	CONTRACT AWARD VALUE:
NOTICE TO PROCEED:	MODIFICATIONS TO-DATE: \$0
SUBSTANTIAL COMPLETION:	TOTAL CONTRACT VALUE:
FINAL COMPLETION:	% MODIFICATION:

ACCOMPLISHMENTS THIS PERIOD:

Contract Advertised
 Pre-Bid Meeting

UPCOMING PROJECT MILESTONES: (3 MONTH LOOK-AHEAD)

Bid Award
 NTP Notice
 Pre-construction Meeting

PROJECT CHALLENGES / AREAS OF CONCERN:

None to report.

Safe Routes to School Projects - Denman

PROJECT PHASE	BASELINE BUDGET	APPROVED BUDGET	ESTIMATE AT COMPLETION	BOND FUNDING	OTHER FUNDING	BOND SPENT	OTHER SPENT	BUDGET SPENT
PRE-DEVELOPMENT	\$0	\$0	\$0	\$0	\$0	\$0	\$0	-
CONCEPTUAL	\$0	\$0	\$0	\$0	\$0	\$0	\$0	-
ENVIRONMENTAL	\$0	\$0	\$0	\$0	\$0	\$0	\$0	-
DETAIL DESIGN	\$230,933	\$230,933	\$230,933	\$29,200	\$201,733	\$19,902	\$199,565	95.0%
CONSTRUCTION	\$1,040,595	\$0	\$0	\$0	\$38,273	\$0	\$0	-
PROJECT TOTALS	\$1,271,528	\$230,933	\$230,933	\$29,200	\$240,006	\$19,902	\$199,565	95.0%

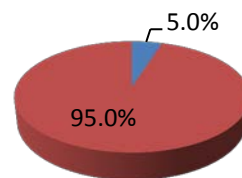
Funding Series Detail: \$0 2012B, \$29,200 2013, \$0 2014
 Expenditure Series Detail: \$0 2012B, \$19,902 2013, \$0 2014

Approved Budget By Phase



- PRE-DEVELOPMENT
- ENVIRONMENTAL
- CONSTRUCTION
- CONCEPTUAL
- DETAIL DESIGN

Budget Spent vs. Approved Budget Remaining



- Remaining
- Spent

Project Phase	Start	Finish	2014												2015												2016												2017											
			J	F	M	A	M	J	J	A	S	O	N	D	J	F	M	A	M	J	J	A	S	O	N	D	J	F	M	A	M	J	J	A	S	O	N	D	J	F	M	A	M	J	J	A	S	O	N	D
PRE-DEVELOPMENT																																																		
Forecast/Actual																																																		
Approved																																																		
Baseline																																																		
CONCEPTUAL																																																		
Forecast/Actual																																																		
Approved																																																		
Baseline																																																		
ENVIRONMENTAL																																																		
Forecast/Actual																																																		
Approved																																																		
Baseline																																																		
DETAIL DESIGN																																																		
Forecast/Actual	01/01/15	06/30/15																																																
Approved	01/01/15	06/30/15																																																
Baseline	01/01/15	06/30/15																																																
CONSTRUCTION																																																		
Forecast/Actual																																																		
Approved	01/01/16	12/30/16																																																
Baseline	03/15/16	12/31/16																																																
CONTRACT CLOSEOUT																																																		
Forecast/Actual																																																		
Approved	12/31/16	06/30/17																																																
Baseline	12/31/16	06/30/17																																																

Safe Routes to School Projects - Tenderloin

Construct pedestrian safety improvements in the vicinity of the Tenderloin Community Elementary School, a public elementary school in District 6 along Turk Street from Hyde to Franklin Streets. This project includes bus bulbs and curb bulbs with curb ramps, continental crosswalks and advanced stop bars.

PROJECT INITIATION: January 14, 2015
 CURRENT PROJECT PHASE: Construction

PROJECT MANAGER: Laura Stonehill (415) 701-4789
 PROJECT ENGINEER: Amy Lam (415) 437-7048
 RESIDENT ENGINEER: none

CONTRACTOR: CF Contracting

CONTRACT AWARD DATE: December 8, 2015
 NOTICE TO PROCEED: January 4, 2016
 SUBSTANTIAL COMPLETION: June 1, 2016
 FINAL COMPLETION: July 1, 2016

CONTRACT AWARD VALUE: \$488,054
 MODIFICATIONS TO-DATE: none
 TOTAL CONTRACT VALUE:
 % MODIFICATION:

ACCOMPLISHMENTS THIS PERIOD:

Contract awarded. Construction starts 2/16/16.

UPCOMING PROJECT MILESTONES: (3 MONTH LOOK-AHEAD)

Partnering meeting 2/11/16. Construction starts 2/16/16

PROJECT CHALLENGES / AREAS OF CONCERN:

None to report.

Safe Routes to School Projects - Tenderloin

PROJECT PHASE	BASELINE BUDGET	APPROVED BUDGET	ESTIMATE AT COMPLETION	BOND FUNDING	OTHER FUNDING	BOND SPENT	OTHER SPENT	BUDGET SPENT
PRE-DEVELOPMENT	\$0	\$0	\$0	\$0	\$0	\$0	\$0	-
CONCEPTUAL	\$0	\$0	\$0	\$0	\$0	\$0	\$0	-
ENVIRONMENTAL	\$0	\$0	\$0	\$0	\$0	\$0	\$0	-
DETAIL DESIGN	\$159,700	\$159,700	\$159,700	\$32,200	\$0	\$48,344	\$135,864	115.3%
CONSTRUCTION	\$1,025,877	\$0	\$42,583	\$301,722	\$851,655	\$0	\$0	-
PROJECT TOTALS	\$1,185,577	\$159,700	\$202,283	\$333,922	\$851,655	\$48,344	\$135,864	115.3%

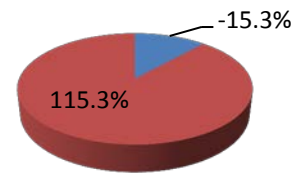
Funding Series Detail: \$0 2012B, \$333,922 2013, \$0 2014
 Expenditure Series Detail: \$0 2012B, \$48,344 2013, \$0 2014

Approved Budget By Phase



- PRE-DEVELOPMENT ■ CONCEPTUAL
- ENVIRONMENTAL ■ DETAIL DESIGN
- CONSTRUCTION

Budget Spent vs. Approved Budget Remaining



- Remaining ■ Spent

Project Phase	Start	Finish	2014												2015												2016												2017											
			J	F	M	A	M	J	J	A	S	O	N	D	J	F	M	A	M	J	J	A	S	O	N	D	J	F	M	A	M	J	J	A	S	O	N	D	J	F	M	A	M	J	J	A	S	O	N	D
PRE-DEVELOPMENT																																																		
Forecast/Actual																																																		
Approved																																																		
Baseline																																																		
CONCEPTUAL																																																		
Forecast/Actual																																																		
Approved																																																		
Baseline																																																		
ENVIRONMENTAL																																																		
Forecast/Actual																																																		
Approved																																																		
Baseline																																																		
DETAIL DESIGN																																																		
Forecast/Actual	01/14/15	08/01/15																																																
Approved	01/14/15	08/01/15																																																
Baseline	01/14/15	08/01/15																																																
CONSTRUCTION																																																		
Forecast/Actual	08/01/15	08/01/16																																																
Approved	08/01/15	08/01/16																																																
Baseline	08/01/15	08/01/16																																																
CONTRACT CLOSEOUT																																																		
Forecast/Actual	08/01/16	12/01/16																																																
Approved	08/01/16	12/01/16																																																
Baseline	08/01/16	12/01/16																																																

Traffic Calming Improvements - Applications

Traffic Calming Spot Improvements Project (Site Specific Traffic Calming Projects -17 locations) funds the design and construction of the 2013/14 Application-Based Residential Street Traffic Calming projects (17 locations). SFMTA will complete design, legislation and construction for approximately 30 separate traffic calming devices (e.g. speed humps, speed cushions, concrete bulbs) from 17 approved separate traffic calming sites.

Detailed Design was more costly than in the original budget, but our updated cost estimate for construction is reduced for the same total budget at this time.

PROJECT INITIATION: May 31, 2014
 CURRENT PROJECT PHASE: In Closeout.

PROJECT MANAGER: Casy Hildreth (415) 701-4817
 PROJECT ENGINEER:
 RESIDENT ENGINEER:

CONTRACTOR: City Forces

CONTRACT AWARD DATE:	CONTRACT AWARD VALUE:
NOTICE TO PROCEED:	MODIFICATIONS TO-DATE: \$0
SUBSTANTIAL COMPLETION:	TOTAL CONTRACT VALUE:
FINAL COMPLETION:	% MODIFICATION:

ACCOMPLISHMENTS THIS PERIOD:

Field marked and implemented speed cushions for Eureka and Sacramento streets. Completed engineering for remaining traffic calming location at Trumbull Street.

Upcoming Project Milestones (3 Month Look-Ahead)

Complete public outreach for remaining project location and prepare work authorization with SFPW to perform the work.

PROJECT CHALLENGES / AREAS OF CONCERN:

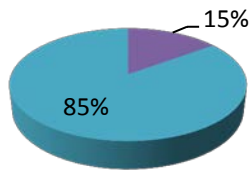
None to report

Traffic Calming Improvements - Applications

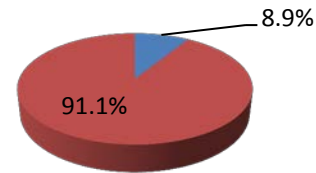
PROJECT PHASE	BASILINE BUDGET	APPROVED BUDGET	ESTIMATE AT COMPLETION	BOND FUNDING	OTHER FUNDING	BOND SPENT	OTHER SPENT	BUDGET SPENT
PRE-DEVELOPMENT	\$0	\$0	\$0	\$0	\$0	\$0	\$0	-
CONCEPTUAL	\$0	\$0	\$0	\$0	\$0	\$0	\$0	-
ENVIRONMENTAL	\$0	\$0	\$0	\$0	\$0	\$0	\$0	-
DETAIL DESIGN	\$35,460	\$35,460	\$110,460	\$35,460	\$0	\$55,155	\$0	155.5%
CONSTRUCTION	\$200,940	\$200,940	\$125,940	\$200,940	\$0	\$160,104	\$0	79.7%
PROJECT TOTALS	\$236,400	\$236,400	\$236,400	\$236,400	\$0	\$215,259	\$0	91.1%

Funding Series Detail: \$0 2012B, \$236,400 2013, \$0 2014
 Expenditure Series Detail: \$0 2012B, \$215,259 2013, \$0 2014

Approved Budget By Phase



Budget Spent vs. Approved Budget Remaining



- PRE-DEVELOPMENT ■ CONCEPTUAL
- ENVIRONMENTAL ■ DETAIL DESIGN
- CONSTRUCTION

- Remaining ■ Spent

Project Phase	Start	Finish	2014												2015												2016												2017											
			J	F	M	A	M	J	J	A	S	O	N	D	J	F	M	A	M	J	J	A	S	O	N	D	J	F	M	A	M	J	J	A	S	O	N	D	J	F	M	A	M	J	J	A	S	O	N	D
PRE-DEVELOPMENT																																																		
Forecast/Actual																																																		
Approved																																																		
Baseline																																																		
CONCEPTUAL																																																		
Forecast/Actual																																																		
Approved																																																		
Baseline																																																		
ENVIRONMENTAL																																																		
Forecast/Actual																																																		
Approved																																																		
Baseline																																																		
DETAIL DESIGN																																																		
Forecast/Actual	07/01/14	12/31/14																																																
Approved	07/01/14	12/31/14																																																
Baseline	07/01/14	12/31/14																																																
CONSTRUCTION																																																		
Forecast/Actual	03/01/15	04/30/15																																																
Approved	01/01/15	04/30/15																																																
Baseline	01/01/15	04/30/15																																																
CONTRACT CLOSEOUT																																																		
Forecast/Actual	07/01/15	12/30/15																																																
Approved	07/01/15	12/30/15																																																
Baseline	01/01/15	06/30/15																																																

Traffic Calming Improvements - Area Wide

Backlog of Area Wide Traffic Calming projects - (49 locations) (\$777,700): Planning, design, legislation and construction for 49 separate traffic calming devices (e.g. speed humps, traffic islands and raised crosswalks) from 6 separate traffic calming area-wide planning projects.

PROJECT INITIATION: May 31, 2014
 CURRENT PROJECT PHASE: Detailed Design

PROJECT MANAGER: Miriam Sorell (415) 701-4770
 PROJECT ENGINEER:
 RESIDENT ENGINEER:

CONTRACTOR: City Forces, No Contract

CONTRACT AWARD DATE:	CONTRACT AWARD VALUE:
NOTICE TO PROCEED:	MODIFICATIONS TO-DATE: \$0
SUBSTANTIAL COMPLETION:	TOTAL CONTRACT VALUE:
FINAL COMPLETION:	% MODIFICATION:

ACCOMPLISHMENTS THIS PERIOD:

- Begin Legislative Phase.
- Conceptual Design
- Finalized Project Slate

UPCOMING PROJECT MILESTONES: (3 MONTH LOOK-AHEAD)

Speed Humps for Jordan Park/Laurel Heights and Central Richmond ballot and legislation

PROJECT CHALLENGES / AREAS OF CONCERN:

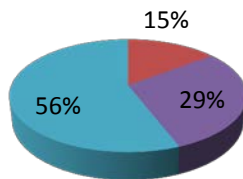
None to report.

Traffic Calming Improvements - Area Wide

PROJECT PHASE	BASELINE BUDGET	APPROVED BUDGET	ESTIMATE AT COMPLETION	BOND FUNDING	OTHER FUNDING	BOND SPENT	OTHER SPENT	BUDGET SPENT
PRE-DEVELOPMENT	\$0	\$0	\$0	\$0	\$0	\$0	\$0	-
CONCEPTUAL	\$114,268	\$114,268	\$114,268	\$114,268	\$0	\$94,652	\$0	82.8%
ENVIRONMENTAL	\$0	\$0	\$0	\$0	\$0	\$0	\$0	-
DETAIL DESIGN	\$228,532	\$228,532	\$228,532	\$228,532	\$0	\$60,000	\$0	26.3%
CONSTRUCTION	\$434,900	\$434,900	\$434,900	\$434,900	\$0	\$82,781	\$0	19.0%
PROJECT TOTALS	\$777,700	\$777,700	\$777,700	\$777,700	\$0	\$237,433	\$0	30.5%

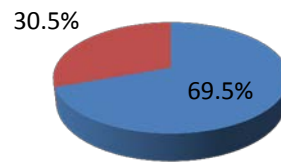
Funding Series Detail: \$0 2012B, \$777,700 2013, \$0 2014
 Expenditure Series Detail: \$0 2012B, \$237,433 2013, \$0 2014

Approved Budget By Phase



- PRE-DEVELOPMENT
- CONCEPTUAL
- ENVIRONMENTAL
- DETAIL DESIGN
- CONSTRUCTION

Budget Spent vs. Approved Budget Remaining



- Remaining
- Spent

Project Phase	Start	Finish	2014												2015												2016												2017											
			J	F	M	A	M	J	J	A	S	O	N	D	J	F	M	A	M	J	J	A	S	O	N	D	J	F	M	A	M	J	J	A	S	O	N	D	J	F	M	A	M	J	J	A	S	O	N	D
PRE-DEVELOPMENT																																																		
Forecast/Actual																																																		
Approved																																																		
Baseline																																																		
CONCEPTUAL																																																		
Forecast/Actual	05/31/14	09/30/15																																																
Approved	05/31/14	09/30/14																																																
Baseline	05/31/14	09/30/14																																																
ENVIRONMENTAL																																																		
Forecast/Actual																																																		
Approved																																																		
Baseline																																																		
DETAIL DESIGN																																																		
Forecast/Actual	10/01/14	05/15/16																																																
Approved	10/01/14	02/28/15																																																
Baseline	10/01/14	02/28/15																																																
CONSTRUCTION																																																		
Forecast/Actual	01/01/16	06/30/16																																																
Approved	03/01/15	06/30/16																																																
Baseline	03/01/15	12/01/15																																																
CONTRACT CLOSEOUT																																																		
Forecast/Actual	07/01/16	12/30/16																																																
Approved	12/01/15	06/30/16																																																
Baseline	12/01/15	06/30/16																																																

Traffic Calming Improvements - Backlog Spot Improvements

Bond funds will construct various traffic islands, traffic circle, curb ramp locations and other traffic calmnig measures from the Traffic Calming backlog of projects.

PROJECT INITIATION: **March 1, 2015**
 CURRENT PROJECT PHASE: **Planning**

PROJECT MANAGER: **Miriam Sorell** 415.701.4770
 PROJECT ENGINEER:
 RESIDENT ENGINEER:

CONTRACTOR:

CONTRACT AWARD DATE:	CONTRACT AWARD VALUE:
NOTICE TO PROCEED:	MODIFICATIONS TO-DATE: \$0
SUBSTANTIAL COMPLETION:	TOTAL CONTRACT VALUE:
FINAL COMPLETION:	% MODIFICATION:

ACCOMPLISHMENTS THIS PERIOD:

Created project teams and began design process for Central Richmond, Potrero Hill, and Jordan Park Areawides.

UPCOMING PROJECT MILESTONES: (3 MONTH LOOK-AHEAD)

Legislate islands for Jordan Park and Central Richmond Areawides.

PROJECT CHALLENGES / AREAS OF CONCERN:

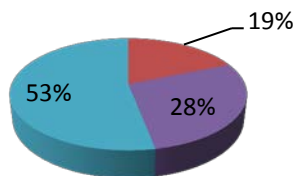
None.

Traffic Calming Improvements - Backlog Spot Improvements

PROJECT PHASE	BASELINE BUDGET	APPROVED BUDGET	ESTIMATE AT COMPLETION	BOND FUNDING	OTHER FUNDING	BOND SPENT	OTHER SPENT	BUDGET SPENT
PRE-DEVELOPMENT	\$0	\$0	\$0	\$0	\$0	\$0	\$0	-
CONCEPTUAL	\$100,000	\$100,000	\$100,000	\$100,000	\$0	\$75,000	\$0	75.0%
ENVIRONMENTAL	\$0	\$0	\$0	\$0	\$0	\$0	\$0	-
DETAIL DESIGN	\$150,000	\$150,000	\$150,000	\$150,000	\$0	\$81,034	\$0	54.0%
CONSTRUCTION	\$282,400	\$282,400	\$282,400	\$282,400	\$0	-\$21,127	\$0	-7.5%
PROJECT TOTALS	\$532,400	\$532,400	\$532,400	\$532,400	\$0	\$134,907	\$0	25.3%

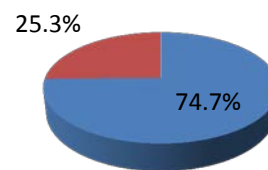
Funding Series Detail: \$0 2012B, \$532,400 2013, \$0 2014
 Expenditure Series Detail: \$0 2012B, \$134,907 2013, \$0 2014

Approved Budget By Phase



- PRE-DEVELOPMENT ■ CONCEPTUAL
- ENVIRONMENTAL ■ DETAIL DESIGN
- CONSTRUCTION

Budget Spent vs. Approved Budget Remaining



Project Phase	Start	Finish	2014			2015			2016			2017		
			J	F	M	A	M	J	J	A	S	O	N	D
PRE-DEVELOPMENT														
Forecast/Actual	03/01/15	06/30/16												
Approved														
Baseline														
CONCEPTUAL														
Forecast/Actual	03/01/15	06/30/16												
Approved	03/01/15	06/30/16												
Baseline	03/01/15	06/30/16												
ENVIRONMENTAL														
Forecast/Actual														
Approved														
Baseline														
DETAIL DESIGN														
Forecast/Actual	07/01/15	09/30/16												
Approved	07/01/15	09/30/16												
Baseline	07/01/15	09/30/16												
CONSTRUCTION														
Forecast/Actual	01/01/16	12/31/17												
Approved	01/01/16	12/31/16												
Baseline	01/01/16	12/31/16												
CONTRACT CLOSEOUT														
Forecast/Actual														
Approved														
Baseline														

Traffic Calming Improvements - Site Specific

Backlog of Site Specific Traffic Calming Projects - (27 locations) (\$497,100): Planning, design, legislation and construction for 45 separate traffic calming devices (e.g. speed humps, traffic islands) from 27 separate traffic calming applications sites. This effort will close out all remaining historical Site Specific application-based traffic calming locations.

PROJECT INITIATION: **May 31, 2014**
 CURRENT PROJECT PHASE: **Complete**

PROJECT MANAGER: **Miriam Sorell** (415) 701-4770
 PROJECT ENGINEER:
 RESIDENT ENGINEER:

CONTRACTOR: **City Forces**

CONTRACT AWARD DATE:	CONTRACT AWARD VALUE:
NOTICE TO PROCEED:	MODIFICATIONS TO-DATE: \$0
SUBSTANTIAL COMPLETION:	TOTAL CONTRACT VALUE:
FINAL COMPLETION:	% MODIFICATION:

ACCOMPLISHMENTS THIS PERIOD:

Construction is complete on all locations.

UPCOMING PROJECT MILESTONES: (3 MONTH LOOK-AHEAD)

Remaining funding will be used to supplement other project work

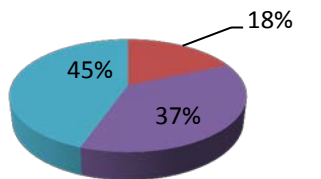
PROJECT CHALLENGES / AREAS OF CONCERN:

Traffic Calming Improvements - Site Specific

PROJECT PHASE	BASILINE BUDGET	APPROVED BUDGET	ESTIMATE AT COMPLETION	BOND FUNDING	OTHER FUNDING	BOND SPENT	OTHER SPENT	BUDGET SPENT
PRE-DEVELOPMENT	\$0	\$0	\$0	\$0	\$0	\$0	\$0	-
CONCEPTUAL	\$91,933	\$91,933	\$91,933	\$91,933	\$0	\$61,911	\$0	67.3%
ENVIRONMENTAL	\$0	\$0	\$0	\$0	\$0	\$0	\$0	-
DETAIL DESIGN	\$183,867	\$183,867	\$183,867	\$183,867	\$0	\$156,986	\$0	85.4%
CONSTRUCTION	\$221,300	\$221,300	\$221,300	\$221,300	\$0	\$152,867	\$0	69.1%
PROJECT TOTALS	\$497,100	\$497,100	\$497,100	\$497,100	\$0	\$371,764	\$0	74.8%

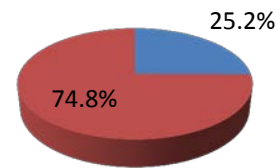
Funding Series Detail: \$0 2012B, \$497,100 2013, \$0 2014
 Expenditure Series Detail: \$0 2012B, \$371,764 2013, \$0 2014

Approved Budget By Phase



- PRE-DEVELOPMENT ■ CONCEPTUAL
- ENVIRONMENTAL ■ DETAIL DESIGN
- CONSTRUCTION

Budget Spent vs. Approved Budget Remaining



- Remaining ■ Spent

Project Phase	Start	Finish	2014												2015												2016												2017											
			J	F	M	A	M	J	J	A	S	O	N	D	J	F	M	A	M	J	J	A	S	O	N	D	J	F	M	A	M	J	J	A	S	O	N	D	J	F	M	A	M	J	J	A	S	O	N	D
PRE-DEVELOPMENT																																																		
Forecast/Actual																																																		
Approved																																																		
Baseline																																																		
CONCEPTUAL																																																		
Forecast/Actual	10/01/14	01/31/15																																																
Approved	10/01/14	01/31/15																																																
Baseline	05/31/14	09/30/14																																																
ENVIRONMENTAL																																																		
Forecast/Actual																																																		
Approved																																																		
Baseline																																																		
DETAIL DESIGN																																																		
Forecast/Actual	02/01/15	04/30/15																																																
Approved	02/01/15	04/30/15																																																
Baseline	10/01/14	02/28/15																																																
CONSTRUCTION																																																		
Forecast/Actual	05/01/15	12/01/15																																																
Approved	05/01/15	12/01/15																																																
Baseline	03/01/15	12/01/15																																																
CONTRACT CLOSEOUT																																																		
Forecast/Actual	12/01/15	03/01/16																																																
Approved	12/01/15	03/01/16																																																
Baseline	12/01/15	03/01/16																																																

Traffic Calming Program Implementation

Design engineering, legislation/ environmental clearance, neighborhood balloting, and construction of 18 traffic calming projects that were accepted as part of the 2014/2015 traffic calming program.

PROJECT INITIATION: August 1, 2014
 CURRENT PROJECT PHASE: Construction

PROJECT MANAGER: Casey Hildreth 415-701-4817
 PROJECT ENGINEER: Gabriel Ho (415) 701-4456
 RESIDENT ENGINEER:

CONTRACTOR: SFPW crews

CONTRACT AWARD DATE:	CONTRACT AWARD VALUE:
NOTICE TO PROCEED:	MODIFICATIONS TO-DATE: \$0
SUBSTANTIAL COMPLETION:	TOTAL CONTRACT VALUE:
FINAL COMPLETION:	% MODIFICATION:

ACCOMPLISHMENTS THIS PERIOD:

Finalized engineering work orders, released funding to SFPW to start construction of 36 traffic calming measures at 25 locations

UPCOMING PROJECT MILESTONES: (3 MONTH LOOK-AHEAD)

Finalize and legislate concept designs, and enter detailed design phase, for remaining Traffic Calming projects involving concrete work (3 locations); implement innovative traffic calming striping at up to two additional locations.

PROJECT CHALLENGES / AREAS OF CONCERN:

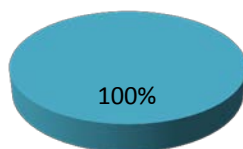
Potential delays with SFPW implementation based on lack of crews, lack of prioritization, or both.

Traffic Calming Program Implementation

PROJECT PHASE	BASELINE BUDGET	APPROVED BUDGET	ESTIMATE AT COMPLETION	BOND FUNDING	OTHER FUNDING	BOND SPENT	OTHER SPENT	BUDGET SPENT
PRE-DEVELOPMENT	\$0	\$0	\$0	\$0	\$0	\$0	\$0	-
CONCEPTUAL	\$0	\$0	\$0	\$0	\$0	\$0	\$0	-
ENVIRONMENTAL	\$0	\$0	\$0	\$0	\$0	\$0	\$0	-
DETAIL DESIGN	\$0	\$0	\$0	\$0	\$0	\$0	\$0	-
CONSTRUCTION	\$400,000	\$400,000	\$0	\$400,000	\$0	\$128,522	\$0	32.1%
PROJECT TOTALS	\$400,000	\$400,000	\$0	\$400,000	\$0	\$128,522	\$0	32.1%

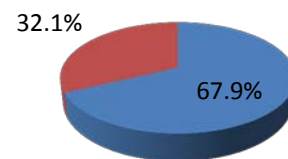
Funding Series Detail: \$0 2012B, \$0 2013, \$400,000 2014
 Expenditure Series Detail: \$0 2012B, \$0 2013, \$128,522 2014

Approved Budget By Phase



- PRE-DEVELOPMENT ■ CONCEPTUAL
- ENVIRONMENTAL ■ DETAIL DESIGN
- CONSTRUCTION

Budget Spent vs. Approved Budget Remaining



- Remaining ■ Spent

Project Phase	Start	Finish	2014												2015												2016												2017											
			J	F	M	A	M	J	J	A	S	O	N	D	J	F	M	A	M	J	J	A	S	O	N	D	J	F	M	A	M	J	J	A	S	O	N	D	J	F	M	A	M	J	J	A	S	O	N	D
PRE-DEVELOPMENT																																																		
Forecast/Actual																																																		
Approved																																																		
Baseline																																																		
CONCEPTUAL																																																		
Forecast/Actual																																																		
Approved																																																		
Baseline																																																		
ENVIRONMENTAL																																																		
Forecast/Actual																																																		
Approved																																																		
Baseline																																																		
DETAIL DESIGN																																																		
Forecast/Actual																																																		
Approved																																																		
Baseline																																																		
CONSTRUCTION																																																		
Forecast/Actual																																																		
Approved																																																		
Baseline	03/01/16	03/03/17																																																
CONTRACT CLOSEOUT																																																		
Forecast/Actual																																																		
Approved																																																		
Baseline																																																		

Transit Spot Improvement - 24th Street & Castro Bus Bulb Construction

A bus bulb on Castro and 24th Street will be constructed as part of the San Francisco Public Works (SFPW) 24th Street Urban Village Streetscape Project (on 24th Street from Castro to Church Streets). The streetscape project implements a concept plan developed by a neighborhood consultant. SFPW's project includes bus bulbs on 24th Street at Castro and at Noe, special paving at crosswalks, benches, planter boxes, and associated utility relocation work. The SFMTA added a bus bulb on Castro Street, eastside, at 24th Street for the 24 Divisadero trolley coach line. This bus bulb was requested by the transit operators to improve access to the bus stop due to angled parking approaching the bus stop. The work also includes traffic signal head and pole upgrades at the southwest corner and parking changes with the new bulbs on 24th Street and on Castro Street. Note: Contract details include DPW funded scope.

PROJECT INITIATION: September 1, 2014
 CURRENT PROJECT PHASE: Construction

PROJECT MANAGER: Ken Kwong (415) 701-4575
 PROJECT ENGINEER: Ken Kwong (415) 701-4575
 RESIDENT ENGINEER: Peter Chin (DPW) (415) 513-2272

CONTRACTOR: A. Ruiz Construction

CONTRACT AWARD DATE: August 7, 2014
 NOTICE TO PROCEED: January 5, 2015
 SUBSTANTIAL COMPLETION: April 22, 2015
 FINAL COMPLETION: May 22, 2015

CONTRACT AWARD VALUE: \$513,803
 MODIFICATIONS TO-DATE: \$0
 TOTAL CONTRACT VALUE: \$513,803
 % MODIFICATION:

ACCOMPLISHMENTS THIS PERIOD:

Project close-out is in progress.

UPCOMING PROJECT MILESTONES: (3 MONTH LOOK-AHEAD)

Complete close-out.

PROJECT CHALLENGES / AREAS OF CONCERN:

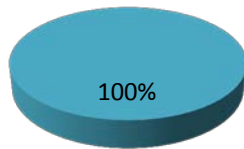
None to report.

Transit Spot Improvement - 24th Street & Castro Bus Bulb Construction

PROJECT PHASE	BASELINE BUDGET	APPROVED BUDGET	ESTIMATE AT COMPLETION	BOND FUNDING	OTHER FUNDING	BOND SPENT	OTHER SPENT	BUDGET SPENT
PRE-DEVELOPMENT	\$0	\$0	\$0	\$0	\$0	\$0	\$0	-
CONCEPTUAL	\$0	\$0	\$0	\$0	\$0	\$0	\$0	-
ENVIRONMENTAL	\$0	\$0	\$0	\$0	\$0	\$0	\$0	-
DETAIL DESIGN	\$0	\$0	\$0	\$0	\$0	\$0	\$0	-
CONSTRUCTION	\$350,000	\$350,000	\$350,000	\$295,000	\$0	\$240,918	\$0	68.8%
PROJECT TOTALS	\$350,000	\$350,000	\$350,000	\$295,000	\$0	\$240,918	\$0	68.8%

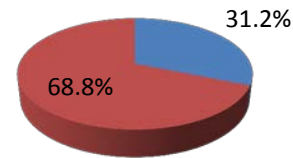
Funding Series Detail: \$0 2012B, \$295,000 2013, \$0 2014
 Expenditure Series Detail: \$0 2012B, \$240,918 2013, \$0 2014

Approved Budget By Phase



- PRE-DEVELOPMENT
- ENVIRONMENTAL
- CONSTRUCTION
- CONCEPTUAL
- DETAIL DESIGN

Budget Spent vs. Approved Budget Remaining



- Remaining
- Spent

Project Phase	Start	Finish	2014												2015												2016												2017											
			J	F	M	A	M	J	J	A	S	O	N	D	J	F	M	A	M	J	J	A	S	O	N	D	J	F	M	A	M	J	J	A	S	O	N	D	J	F	M	A	M	J	J	A	S	O	N	D
PRE-DEVELOPMENT																																																		
Forecast/Actual																																																		
Approved																																																		
Baseline																																																		
CONCEPTUAL																																																		
Forecast/Actual																																																		
Approved																																																		
Baseline																																																		
ENVIRONMENTAL																																																		
Forecast/Actual																																																		
Approved																																																		
Baseline																																																		
DETAIL DESIGN																																																		
Forecast/Actual																																																		
Approved																																																		
Baseline																																																		
CONSTRUCTION																																																		
Forecast/Actual	09/01/14	07/15/15																																																
Approved	09/01/14	12/01/14																																																
Baseline	09/01/14	12/01/14																																																
CONTRACT CLOSEOUT																																																		
Forecast/Actual	07/01/15	10/01/15																																																
Approved	12/01/14	03/01/15																																																
Baseline	12/01/14	03/01/15																																																

Transit Spot Improvement - Columbus Bus Bulbs

The construction of two bus bulbs on Columbus at Union and one on Stockton at Columbus as part of the Columbus Streetscape project. Note: Contracted as modification to Central Subway contract. Contract details for Columbus Bus Bulbs Project scope work only.

PROJECT INITIATION: January 1, 2014
 CURRENT PROJECT PHASE: Construction

PROJECT MANAGER: Sean Kennedy (415) 701-4717
 PROJECT ENGINEER:
 RESIDENT ENGINEER:

CONTRACTOR: Barnard Impregilo Healy J.V., 420 Fourth Street, San Francisco, CA 94107

CONTRACT AWARD DATE: May 1, 2014	CONTRACT AWARD VALUE: \$694,651
NOTICE TO PROCEED: June 2, 2014	MODIFICATIONS TO-DATE: \$170,000
SUBSTANTIAL COMPLETION: January 30, 2016	TOTAL CONTRACT VALUE: \$864,651
FINAL COMPLETION: August 1, 2016	% MODIFICATION:

ACCOMPLISHMENTS THIS PERIOD:

Construction began under the SFPW repaving work. The transit bulb at Columbus/Stockton is in the repaving contract and it is coordinated with the installation of street lighting at the completed bulbs at Columbus/Union.

UPCOMING PROJECT MILESTONES: (3 MONTH LOOK-AHEAD)

Monitor construction of the SFPW repaving project. The transit bulb at Columbus/Stockton will be built as part of that larger SFPW lead project.

PROJECT CHALLENGES / AREAS OF CONCERN:

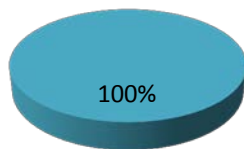
None to report.

Transit Spot Improvement - Columbus Bus Bulbs

PROJECT PHASE	BASELINE BUDGET	APPROVED BUDGET	ESTIMATE AT COMPLETION	BOND FUNDING	OTHER FUNDING	BOND SPENT	OTHER SPENT	BUDGET SPENT
PRE-DEVELOPMENT	\$0	\$0	\$0	\$0	\$0	\$0	\$0	-
CONCEPTUAL	\$0	\$0	\$0	\$0	\$0	\$0	\$0	-
ENVIRONMENTAL	\$0	\$0	\$0	\$0	\$0	\$0	\$0	-
DETAIL DESIGN	\$0	\$0	\$0	\$0	\$0	\$0	\$0	-
CONSTRUCTION	\$700,000	\$700,000	\$700,000	\$400,000	\$191,168	\$307,398	\$100,000	58.2%
PROJECT TOTALS	\$700,000	\$700,000	\$700,000	\$400,000	\$191,168	\$307,398	\$100,000	58.2%

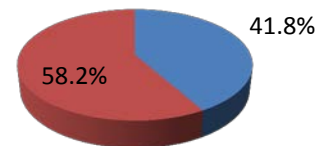
Funding Series Detail: \$0 2012B, \$400,000 2013, \$0 2014
 Expenditure Series Detail: \$0 2012B, \$307,398 2013, \$0 2014

Approved Budget By Phase



- PRE-DEVELOPMENT
- ENVIRONMENTAL
- CONSTRUCTION
- CONCEPTUAL
- DETAIL DESIGN

Budget Spent vs. Approved Budget Remaining



- Remaining
- Spent

Project Phase	Start	Finish	2014												2015												2016												2017											
			J	F	M	A	M	J	J	A	S	O	N	D	J	F	M	A	M	J	J	A	S	O	N	D	J	F	M	A	M	J	J	A	S	O	N	D	J	F	M	A	M	J	J	A	S	O	N	D
PRE-DEVELOPMENT																																																		
Forecast/Actual																																																		
Approved																																																		
Baseline																																																		
CONCEPTUAL																																																		
Forecast/Actual																																																		
Approved																																																		
Baseline																																																		
ENVIRONMENTAL																																																		
Forecast/Actual																																																		
Approved																																																		
Baseline																																																		
DETAIL DESIGN																																																		
Forecast/Actual																																																		
Approved																																																		
Baseline																																																		
CONSTRUCTION (including DETAIL DESIGN Activities)																																																		
Forecast/Actual	06/02/14	08/01/16																																																
Approved	01/01/14	01/30/16																																																
Baseline	01/01/14	01/30/16																																																
CONTRACT CLOSEOUT																																																		
Forecast/Actual	02/01/16	08/01/16																																																
Approved	02/01/16	08/01/16																																																
Baseline	02/01/16	08/01/16																																																

Transit Spot Improvement - Muni Forward - 5 Fulton Mid Route Phase I

This project will implement engineering changes to reduce travel time and improve reliability on the 5 Fulton corridor along Fulton and McAllister Streets between Arguello Boulevard and Market Street. The 5 Fulton is a Rapid Network route and an important connector between the Richmond District and Downtown. The route's reliability and travel time are hampered in this segment by traffic congestion, closely spaced stops, and frequent stop signs on McAllister.

Project to be delivered as a change order to an existing DPW McAllister Paving contract.

PROJECT INITIATION: September 12, 2013	PROJECT MANAGER: Cathal Hennessy (415) 701-4548
CURRENT PROJECT PHASE: Construction	PROJECT ENGINEER: Robert Lim (415) 701-5669
	RESIDENT ENGINEER: Robin Park (DPW) (415) 554-8351

CONTRACTOR: Esquivel Grading and Paving

CONTRACT AWARD DATE: October 29, 2014	CONTRACT AWARD VALUE: \$486,000
NOTICE TO PROCEED: October 29, 2015	MODIFICATIONS TO-DATE: \$0
SUBSTANTIAL COMPLETION: June 1, 2015	TOTAL CONTRACT VALUE: \$486,000
FINAL COMPLETION: December 31, 2015	% MODIFICATION:

ACCOMPLISHMENTS THIS PERIOD:

SFPW completed the construction contract close out paperwork

UPCOMING PROJECT MILESTONES: (3 MONTH LOOK-AHEAD)

Complete project close out.

PROJECT CHALLENGES / AREAS OF CONCERN:

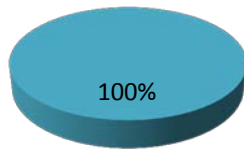
None to report.

Transit Spot Improvement - Muni Forward - 5 Fulton Mid Route Phase I

PROJECT PHASE	BASELINE BUDGET	APPROVED BUDGET	ESTIMATE AT COMPLETION	BOND FUNDING	OTHER FUNDING	BOND SPENT	OTHER SPENT	BUDGET SPENT
PRE-DEVELOPMENT	\$0	\$0	\$0	\$0	\$0	\$0	\$0	-
CONCEPTUAL	\$0	\$0	\$0	\$0	\$0	\$0	\$0	-
ENVIRONMENTAL	\$0	\$0	\$0	\$0	\$0	\$0	\$0	-
DETAIL DESIGN	\$0	\$0	\$0	\$0	\$0	\$0	\$0	-
CONSTRUCTION	\$800,000	\$800,000	\$800,000	\$800,000	\$0	\$446,626	\$0	55.8%
PROJECT TOTALS	\$800,000	\$800,000	\$800,000	\$800,000	\$0	\$446,626	\$0	55.8%

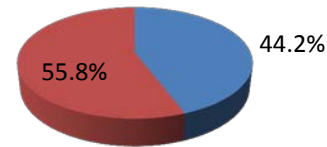
Funding Series Detail: \$0 2012B, \$800,000 2013, \$0 2014
 Expenditure Series Detail: \$0 2012B, \$446,626 2013, \$0 2014

Approved Budget By Phase



- PRE-DEVELOPMENT
- ENVIRONMENTAL
- CONSTRUCTION
- CONCEPTUAL
- DETAIL DESIGN

Budget Spent vs. Approved Budget Remaining



- Remaining
- Spent

Project Phase	Start	Finish	2014												2015												2016												2017											
			J	F	M	A	M	J	J	A	S	O	N	D	J	F	M	A	M	J	J	A	S	O	N	D	J	F	M	A	M	J	J	A	S	O	N	D	J	F	M	A	M	J	J	A	S	O	N	D
PRE-DEVELOPMENT																																																		
Forecast/Actual																																																		
Approved																																																		
Baseline																																																		
CONCEPTUAL																																																		
Forecast/Actual																																																		
Approved																																																		
Baseline																																																		
ENVIRONMENTAL																																																		
Forecast/Actual																																																		
Approved																																																		
Baseline																																																		
DETAIL DESIGN																																																		
Forecast/Actual																																																		
Approved																																																		
Baseline																																																		
CONSTRUCTION (including DETAIL DESIGN Activities)																																																		
Forecast/Actual	06/30/14	06/01/15																																																
Approved	09/01/13	06/01/14																																																
Baseline	09/01/13	06/01/14																																																
CONTRACT CLOSEOUT																																																		
Forecast/Actual	06/01/15	12/31/15																																																
Approved	06/01/15	09/01/15																																																
Baseline	06/01/15	09/01/15																																																

Transit Spot Improvement - Muni Forward - 5 Fulton Outer Route

This project will implement engineering changes to reduce travel time and improve reliability on the 5 Fulton corridor along Fulton between 25th Avenue and the Great Highway. The 5 Fulton is a Rapid Network route and an important connector between the Richmond District and Downtown. The route's reliability and travel time are hampered in this segment by closely spaced stops and all-way stop signs.

Project to be delivered as part of the SFPW paving renovation contract.

PROJECT INITIATION: September 12, 2013	PROJECT MANAGER: Cathal Hennessy (415) 701-4548
CURRENT PROJECT PHASE: Construction	PROJECT ENGINEER: Ophelia Lau (415) 554-8350
	RESIDENT ENGINEER: Teenchee Le (415) 990-3851

CONTRACTOR: Esquivel Grading and Paving

CONTRACT AWARD DATE: June 25, 2015	CONTRACT AWARD VALUE: \$1,038,792
NOTICE TO PROCEED: September 1, 2015	MODIFICATIONS TO-DATE: \$0
SUBSTANTIAL COMPLETION: Oct 24th, 2016	TOTAL CONTRACT VALUE: \$1,038,792
FINAL COMPLETION: November 23, 2016	% MODIFICATION:

ACCOMPLISHMENTS THIS PERIOD:

Contractor began active construction.

UPCOMING PROJECT MILESTONES: (3 MONTH LOOK-AHEAD)

Contractor continues active construction, primarily focused on the underground utilities.

PROJECT CHALLENGES / AREAS OF CONCERN:

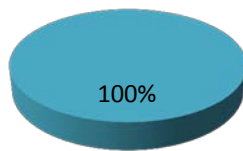
None to report.

Transit Spot Improvement - Muni Forward - 5 Fulton Outer Route

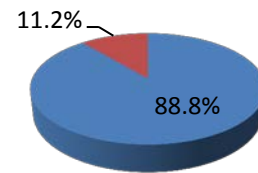
PROJECT PHASE	BASELINE BUDGET	APPROVED BUDGET	ESTIMATE AT COMPLETION	BOND FUNDING	OTHER FUNDING	BOND SPENT	OTHER SPENT	BUDGET SPENT
PRE-DEVELOPMENT	\$0	\$0	\$0	\$0	\$0	\$0	\$0	-
CONCEPTUAL	\$0	\$0	\$0	\$0	\$0	\$0	\$0	-
ENVIRONMENTAL	\$0	\$0	\$0	\$0	\$0	\$0	\$0	-
DETAIL DESIGN	\$0	\$0	\$0	\$0	\$0	\$0	\$0	-
CONSTRUCTION	\$905,000	\$905,000	\$1,200,000	\$1,505,000	\$0	\$101,059	\$0	11.2%
PROJECT TOTALS	\$905,000	\$905,000	\$1,200,000	\$1,505,000	\$0	\$101,059	\$0	11.2%

Funding Series Detail: \$0 2012B, \$1,505,000 2013, \$0 2014
 Expenditure Series Detail: \$0 2012B, \$101,059 2013, \$0 2014

Approved Budget By Phase



Budget Spent vs. Approved Budget Remaining



- PRE-DEVELOPMENT ■ CONCEPTUAL
- ENVIRONMENTAL ■ DETAIL DESIGN
- CONSTRUCTION

- Remaining ■ Spent

Project Phase	Start	Finish	2014												2015												2016												2017											
			J	F	M	A	M	J	J	A	S	O	N	D	J	F	M	A	M	J	J	A	S	O	N	D	J	F	M	A	M	J	J	A	S	O	N	D	J	F	M	A	M	J	J	A	S	O	N	D
PRE-DEVELOPMENT																																																		
Forecast/Actual																																																		
Approved																																																		
Baseline																																																		
CONCEPTUAL																																																		
Forecast/Actual																																																		
Approved																																																		
Baseline																																																		
ENVIRONMENTAL																																																		
Forecast/Actual																																																		
Approved																																																		
Baseline																																																		
DETAIL DESIGN																																																		
Forecast/Actual																																																		
Approved																																																		
Baseline																																																		
CONSTRUCTION (including DETAIL DESIGN Activities)																																																		
Forecast/Actual	09/01/15	11/23/16																																																
Approved	09/01/13	06/01/15																																																
Baseline	09/01/13	06/01/15																																																
CONTRACT CLOSEOUT																																																		
Forecast/Actual	11/24/16	02/24/17																																																
Approved	11/24/16	02/24/17																																																
Baseline	11/24/16	02/24/17																																																

[End Report]



Prepared By:
Finance and Information Technology
San Francisco Municipal Transportation Agency