










Existing Conditions

-  Preschool
-  Passenger Loading Zones
-  Port Jurisdiction Boundary

With Approved Changes

-  Route Option 1: U-turn at Battery/Embarcadero
-  Route Option 2: Rights onto Battery, Greenwich, Sansome; left onto Chestnut
-  Route Option 3: Right onto Kearny; left onto Francisco/Montgomery
-  New white (passenger loading) zone - 1 total
-  New yellow (commercial) load zones - 2 total

 Turn restrictions for SB Embarcadero at Chestnut St

