

# Fiscal Years 2019 and 2020 Operating Budget



July 1, 2018

## San Francisco Municipal Transportation Agency





## BOARD OF DIRECTORS

**Cheryl Brinkman**, Chairman

**Malcolm Heinicke**, Vice Chairman

**Gwyneth Borden**, Director

**Amanda Eaken**, Director

**Lee Hsu**, Director

**Cristina Rubke**, Director

**Art Torres**, Director

**Edward D. Reiskin**, Director of Transportation



# TABLE OF CONTENTS

<b>SFMTA OVERVIEW</b>	-----	1
Strategic Plan	-----	2
SFMTA Organizational Chart	-----	3
City Charter Provisions	-----	4
Budget Process	-----	5
The City Budget Guidelines	-----	6
<b>BUDGET OVERVIEW</b>	-----	7
Operating Budget Overview	-----	8
Revenue	-----	9
Expenditure	-----	12
Positions	-----	15
Divisional Information	-----	16
<b>REVENUE</b>	-----	19
Revenue By Account	-----	20
Revenue By Fund By Account With Narratives	-----	25
<b>EXPENDITURE</b>	-----	43
Expenditure By Account	-----	44
Expenditure By Fund By Account	-----	52
<b>POSITION</b>	-----	78
Position By Class	-----	79
Position By Fund by Class	-----	89
<b>IMPORTANT NOTE</b>	-----	108
<b>DIVISION LEVEL</b>	-----	109
<b>Agency Wide (AW) Mission</b>	-----	110
Expenditure Account and Description	-----	111
Expenditure By Division By Account	-----	114
Expenditure By Section By Fund By Account	-----	117
Position By Division By Class	-----	123
Position By Division By Section By Fund By Class	-----	124
<b>Board of Directors (BD) Mission</b>	-----	126
BD Organizational Chart	-----	127
Expenditure Account and Description	-----	128
Expenditure By Division By Account	-----	129
Expenditure By Section By Fund By Account	-----	130
Position By Division By Class	-----	132
Position By Division By Section By Fund By Class	-----	133
<b>Capital Programs &amp; Construction (CC) Mission</b>	-----	134
CC Organizational Chart	-----	135
Expenditure Account and Description	-----	136
Expenditure By Division By Account	-----	138
Expenditure By Section By Fund By Account	-----	140
Position By Division By Class	-----	145
Position By Division By Section By Fund By Class	-----	147
<b>Communications (CO) Mission</b>	-----	152
CO Organizational Chart	-----	153
Expenditure Account and Description	-----	154
Expenditure By Division By Account	-----	156
Expenditure By Section By Fund By Account	-----	158
Position By Division By Class	-----	165
Position By Division By Section By Fund By Class	-----	166



# TABLE OF CONTENTS

<b>Director Of Transportation (ED) Mission</b>	-----	170
Expenditure Account and Description	-----	171
Expenditure By Division By Account	-----	173
Expenditure By Section By Fund By Account	-----	175
Position By Division By Class	-----	178
Position By Division By Section By Fund By Class	-----	179
<b>Finance &amp; Information Technology (FA) Mission</b>	-----	180
FA Organizational Chart	-----	181
Expenditure Account and Description	-----	182
Expenditure By Division By Account	-----	187
Expenditure By Section By Fund By Account	-----	191
Position By Division By Class	-----	211
Position By Division By Section By Fund By Class	-----	214
<b>Government Affairs (GA) Mission</b>	-----	227
GA Organizational Chart	-----	228
Expenditure Account and Description	-----	229
Expenditure By Division By Account	-----	230
Expenditure By Section By Fund By Account	-----	231
Position By Division By Class	-----	233
Position By Division By Section By Fund By Class	-----	234
<b>Human Resources (HR) Mission</b>	-----	235
HR Organizational Chart	-----	236
Expenditure Account and Description	-----	237
Expenditure By Division By Account	-----	240
Expenditure By Section By Fund By Account	-----	243
Position By Division By Class	-----	252
Position By Division By Section By Fund By Class	-----	254
<b>System Safety (SA) Mission</b>	-----	258
SS Organizational Chart	-----	259
Expenditure Account and Description	-----	260
Expenditure By Division By Account	-----	262
Expenditure By Section By Fund By Account	-----	264
Position By Division By Class	-----	267
Position By Division By Section By Fund By Class	-----	268
<b>Sustainable Streets (SS) Mission</b>	-----	269
SS Organizational Chart	-----	270
Expenditure Account and Description	-----	271
Expenditure By Division By Account	-----	277
Expenditure By Section By Fund By Account	-----	282
Position By Division By Class	-----	300
Position By Division By Section By Fund By Class	-----	303
<b>Taxis &amp; Accessible Services (TZ) Mission</b>	-----	312
TZ Organizational Chart	-----	313
Expenditure Account and Description	-----	314
Expenditure By Division By Account	-----	318
Expenditure By Section By Fund By Account	-----	321
Position By Division By Class	-----	325
Position By Division By Section By Fund By Class	-----	326
<b>Transit Services (TS) Mission</b>	-----	328
TS Organizational Chart	-----	329
Expenditure Account and Description	-----	330
Expenditure By Division By Account	-----	335
Expenditure By Section By Fund By Account	-----	340
Position By Division By Class	-----	356
Position By Division By Section By Fund By Class	-----	361
<b>WORK ORDER</b>	-----	373
Work Order By Account With Narratives	-----	374



# SFMTA OVERVIEW



# Strategic Plan

The SFMTA Strategic Plan defines the purpose of the agency and establishes the goals and objectives that guide the SFMTA divisions in their development of agency initiatives and actions as part of the two-year budget. The SFMTA Strategic Plan also outlines performance metrics and targets that will provide the method by which the agency's success will be measured.

## **Strategic Plan elements are as follows:**

**Vision:** Excellent transportation choices for San Francisco.

**Mission:** We connect San Francisco through a safe, equitable, and sustainable transportation system.

## **Goals:**

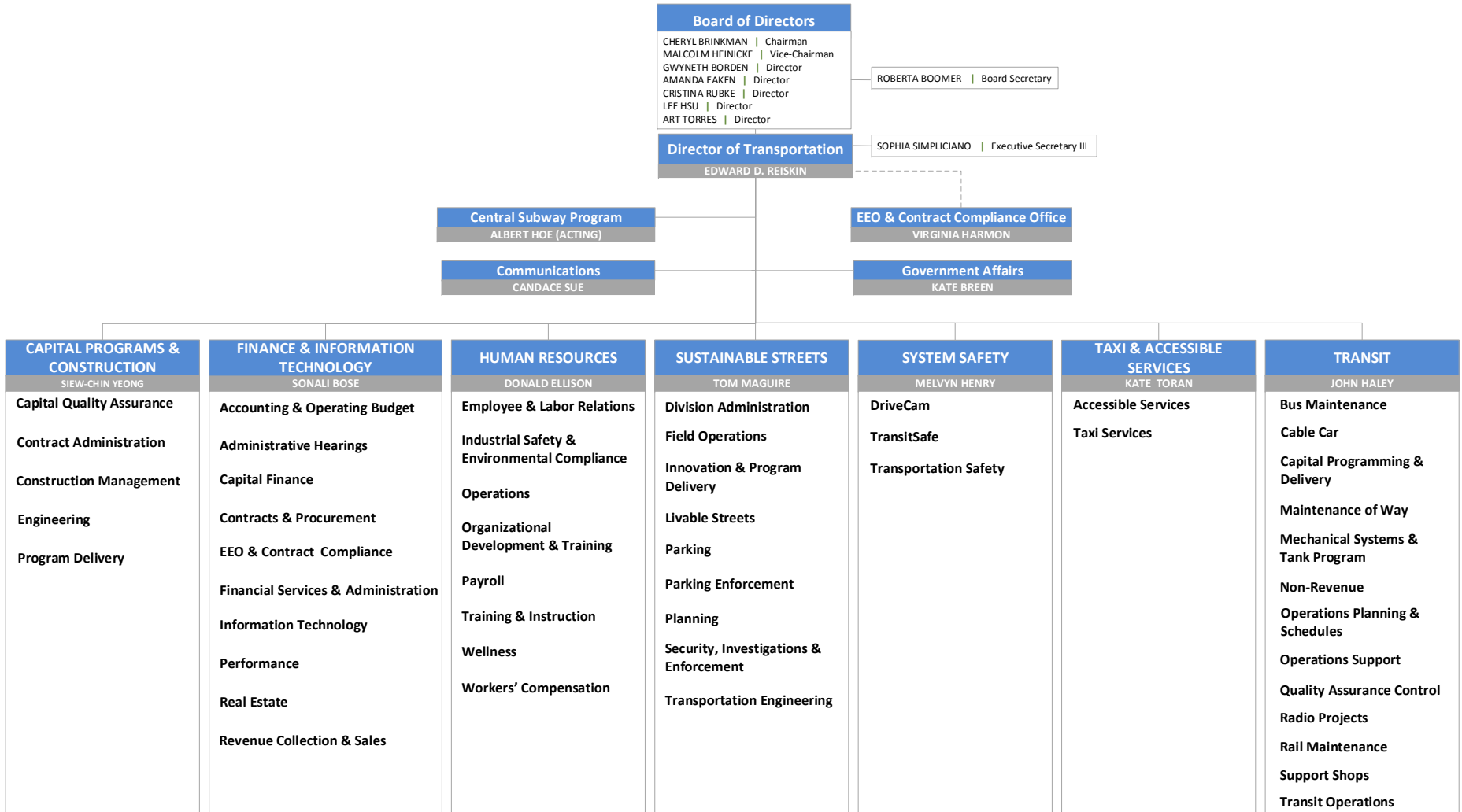
**Goal 1:** [Create a safer transportation experience for everyone.](#) Safety is the agency's first priority, as there is no greater need than ensuring the safety and security of the system's users and the general public. Delivering a safer transportation experience requires coordination of the agency's personnel and resources across the city, as well as maintaining a consistent, reliable, and safe transportation network with agency partners.

**Goal 2:** [Make transit and other sustainable modes of transportation the most attractive and preferred means of travel.](#) The SFMTA is committed to fostering an urban environment where sustainable modes of travel are desirable, accessible, and preferred over operating a private vehicle. In line with the city's Transit First Policy, the agency will continue to work on its ongoing service enhancements and multimodal infrastructure improvements across the city.

**Goal 3:** [Improve the quality of life and environment in San Francisco and the region.](#) Through implementation of this goal, not only will the SFMTA strive to make a positive impact in people's lives in the near-term, but also ensure the continued development of a more equitable and sustainable San Francisco in the long-term.

**Goal 4:** [Create a workplace that delivers outstanding service.](#) Investing in the SFMTA workforce is a critical element to the overall achievement of the agency's goals and objectives. When staff have the resources and tools to succeed, they can become more efficient, effective, and prepared to deliver services in support of all agency goals and objectives.

# San Francisco Municipal Agency Organizational Chart





# City Charter Provisions

## Creation

The San Francisco Charter, amended through the Proposition E and A which were approved by the voters in 1999 and 2007 respectively, established the San Francisco Municipal Transportation Agency (SFMTA) as a separate agency of the City and County of San Francisco. The Municipal Railway, Sustainable Streets (previously named as Parking and Traffic), Parking Authority, and Taxi Service make up the SFMTA. The Charter stated goals for the SFMTA is to “manage San Francisco’s transportation system - which includes automobile, freight, transit, bicycle, and pedestrian networks” to help the City achieve an “effective, efficient and safe transportation system.....” to support “its goals for quality of life, environmental sustainability, public health, social justice and economic growth”. Specifically, the Charter provides SFMTA with a level of governance; financial, operating, and administrative independence; and authority to manage its employees and to establish efficient and economical work rules and work practices to maximize responsiveness to public needs.

## Governance

SFMTA is governed by 7 directors who may serve 2 year terms and who are appointed by the Mayor and confirmed after public hearing by the Board of Supervisors. At least four of the Directors must be regular riders of public transit and must continue to be regular riders during their terms. The directors must possess significant knowledge of or professional experience in, one or more of the fields of government, finance, or labor relations. At least two of the directors must possess significant knowledge of, or professional experience in, the field of public transportation. During their terms, all directors are required to ride the system on the average of once a week.

## Service Standards

The Charter includes minimum standards for on-time public transit performance and service delivery standards for MTA as follows:

1. [On-time performance](#): At least 85 percent of vehicles must run on-time, where a vehicle is considered on-time if it is no more than one minute early and four minutes late as measured against a published schedule and includes time points; and
2. [Service delivery](#): 98.5% of scheduled service hours must be delivered, and at least 98.5 percent scheduled vehicles must begin service at scheduled time.”





# Budget Process

The City Charter requires that SFMTA must submit a two-fiscal year budget in even-numbered years and it may submit budget amendments for the second fiscal year in odd-numbered years. SFMTA's budget must be presented to the Citizen's Advisory Council (CAC) and the public for review and comment. No later than May 1<sup>st</sup> of each even-numbered year, the proposed budget must be submitted for each of the next two fiscal years to the Mayor and Board of Supervisors. As long as SFMTA stays within the revenue formulas outlined in the Charter, and does not ask for additional General Fund resources or support, the Mayor must forward the budget to the Board of Supervisors as submitted. The Board of Supervisors may allow the SFMTA's budget to take effect without any action or its part or may reject the budget in its entirety by a seventh-eleventh's vote. Additionally, by May 1st of each odd-numbered year, the SFMTA can submit any budget amendment for the second year of the two-year budget to the Mayor and the Board of Supervisors. Finally, the SFMTA can move funds within its budget and hire personnel as long as SFMTA remains within its budget as deemed by the City Controller.



# The City Budget Guidelines

## **Budget Structure**

SFMTA's budget is developed as a line item budget and is organized into funds, department, division, and section, which indicate where in the department the funds are allocated, and account codes which indicate what type of expenditure is included. The budget is also organized by divisions to indicate the Agency's organizational responsibility.

## **Positions**

[COLAs/Labor Agreements/Equity Adjustments](#). As codified in the San Francisco Charter, the approved budget must contain funding to pay for all anticipated or estimated salary adjustments provided in employee Memorandum of Understanding (MOUs), cost of living adjustments (COLAs), and any other pay equity adjustments.

[Annualization of Existing Positions](#). Positions that were added in the previous year's budget must be annualized at a full 1.0 full time equivalent (FTE) position from the previously budgeted partial position (see New Positions and Other adjustments below). The incremental costs associated with these positions must also be budgeted.

[New Positions](#). New positions are prorated to reflect the portion of the year the position will be on payroll. The default is to budget new positions at .77 of a full time position, as the recruitment process takes an average of three months.

[Attrition Savings](#). It is anticipated that normal departmental attrition results in savings. Attrition savings reflects cost savings from vacant or unfilled positions. It also includes positions that are not funded in a particular year. Attrition Savings appear in the budget as negative position count, which is netted against the total positions in the budget. Thus, the total position FTE count in budget reflects the net funded positions for the department.

[Other adjustments](#). Other salary adjustments included in position expenditure budget are those to compensate for a year that has 260, 261 or 262 workdays, for step adjustments, and for special job classes that are not included in the system's automatic COLA adjustment and must be manually updated. In addition, salary annualization costs represent the cost of wage adjustments that took place during the prior year.

[Fringe benefits](#). Fringe benefits include health care for active and retired employees, social security and Medicare contributions, City retirement contribution, City-paid employee retirement contributions (City pick-up), and other benefits provided in employee MOUs.

## **Terms**

[Platform](#). The term "platform" refers to the 9163 Transit Operator classification.

[Miscellaneous](#). When used in reference to employees, the term "miscellaneous" applies to all non-Transit Operator classifications.



# BUDGET OVERVIEW

## OPERATING BUDGET OVERVIEW

The SFMTA 2018-2019 (FY 2019) and 2019-2020 (FY 2020) Adopted Operating Budgets are presented in further detail in the following pages. The table below summarizes the revenue and expenditure budget Adopted for FY 2019 and FY 2020 in comparison to FY 2018 Amended Budget.

Budget Category (in millions)	FY 2018 Amended Budget	FY 2019 Adopted Budget	FY 2020 Adopted Budget
Total Revenue	1,183.5	1,217.5	1,274.4
Total Expenditure	1,183.5	1,217.5	1,274.4

Adopted Operating Budget for FY 2019 totals to \$1.2 billion and is \$34.0 million or 2.9 percent higher compared to FY 2018 Amended Budget. Adopted operating budget for FY 2020 is \$1.3 billion and is \$56.9 million or 4.7 percent higher than Adopted operating budget in FY 2019.

The focus of this two-year Operating Budget is three fold.

- First, to continue to support affordability goals, the two-year Operating Budget continues the Free Muni for Low and Moderate Income Youth, Seniors and Disabled program.
- Second, to amend fares to incentive transit outside of the Board approved indexing policy and provide additional financial and operational support for the taxi community.
- Third, to fund new transit programs to support the new light rail vehicle service including the setup of Central Subway services, operationalizing a new bus maintenance yard and provide training for the transit workforce.

The Adopted Operating Budget includes the following:

- Divisional recommendations for reductions to their base budget (2.5%)
- Additional Transit Needs: LRV service increase; Opening Islais Creek, Central Subway operations and Workforce Future Recruitment And Training In Maintenance
- Use of Reserve Funds to support one time operating expenditures such as equipment and facility projects
- Increase to Caltrain operating support
- Continuation of Free Muni for Low and Moderate Income Youth, Seniors and Disabled Riders
- Additional Reduced Fees for the Taxi Program
- Implementation of the SFMTA Board’s approved Automatic Indexing Policy and Cost Recovery calculations for various fares, fees, fines, rates and charges subject to the California Vehicle Code
- Senate Bill 1 revenues which represents funds provided by the state
- Fare and parking revenues from the Mission Bay Arena
- Estimates from the Controller’s Office on the General Fund Baseline transfers
- Estimates from MTC on the state and regional operating grants
- Positions added during FY 2017 and FY 2018
- Increases to contracts and other known items
- Pension and Healthcare Projected Costs
- Wage increases in executed labor contracts in FY 2019 and an estimate for FY 2020

Flowing through the Operating budget is funding for capital needs from General Fund Population Based Baseline, Transportation Sustainability Fee and Development Impact fees administered by the Interagency Plan Implementation Committee (IPIC) which was established in October of 2006 by the Board of Supervisors to formalize interagency coordination for Area Plan-identified community improvements.

## REVENUE

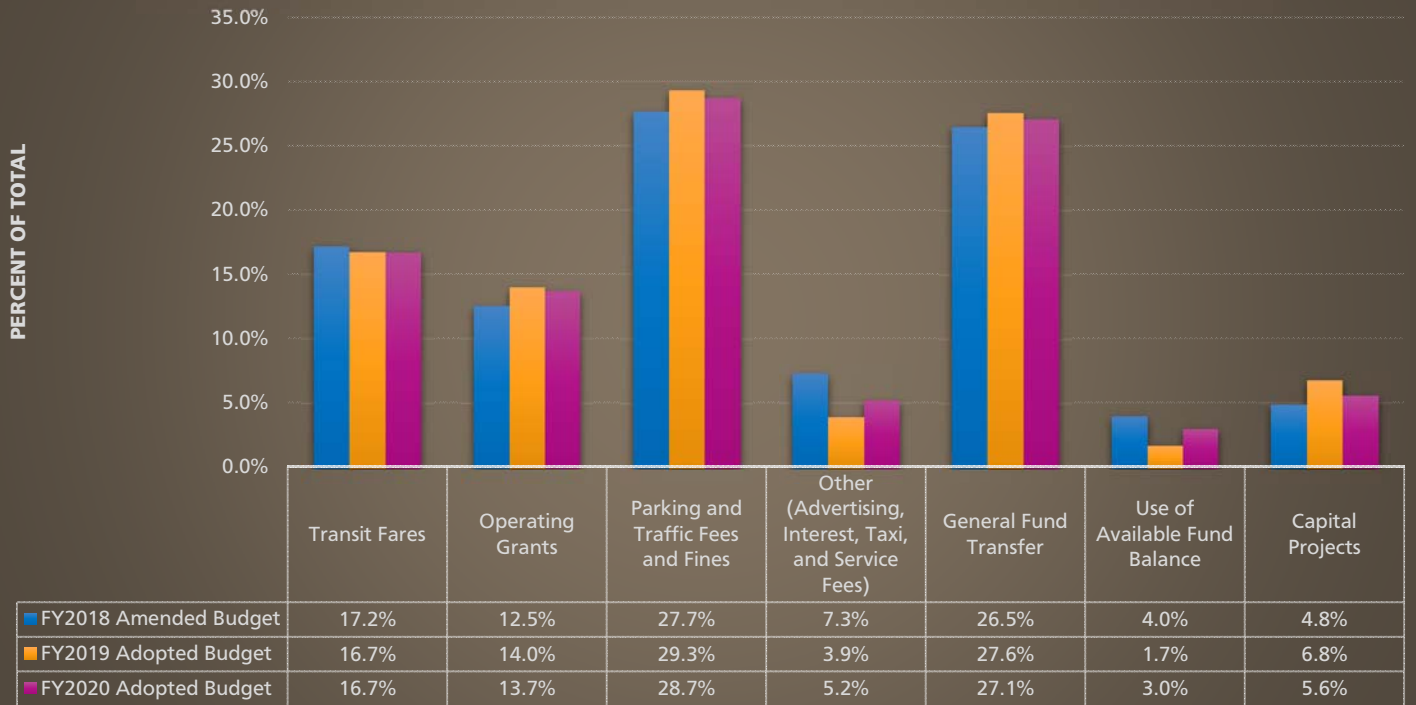
The FY 2019 and FY 2020 Operating Budgets include revenues from transit fares, operating grants, parking and traffic fees and fines, and other revenues such as advertising, interest income, taxi fees, and miscellaneous service fees. The budgets also include available fund balance for use and General Fund support under the provisions of the City Charter, which requires the General Fund base amount to be adjusted each year by the percentage increase or decrease in the aggregate City and County discretionary and unrestricted revenues. All capital revenues can be reviewed in the 2-year Capital Budget and the 5-Year Capital Improvement Plan.

The table below summarizes the revenues for FY 2018 Amended Budget and FY 2019 and FY 2020 Adopted Budget.

Revenue Category (in millions)	FY 2018 Amended Budget	FY 2019 Adopted Budget	FY 2020 Adopted Budget
Transit Fares	203.4	204.0	212.9
Operating Grants	148.4	170.0	174.4
Parking and Traffic Fees and Fines	327.4	356.4	366.0
Other (Advertising, Interest, Taxi, and Service Fees)	86.2	48.0	66.5
General Fund Transfer	313.6	336.3	345.4
Use of Available Fund Balance	47.1	20.6	38.0
<b>Subtotal Operating Budget</b>	<b>1,126.1</b>	<b>1,135.3</b>	<b>1,203.2</b>
Capital Projects	57.4	82.2	71.2
<b>TOTAL</b>	<b>1,183.5</b>	<b>1,217.5</b>	<b>1,274.4</b>



### FY2018 to FY2020 Revenue Comparison By Category

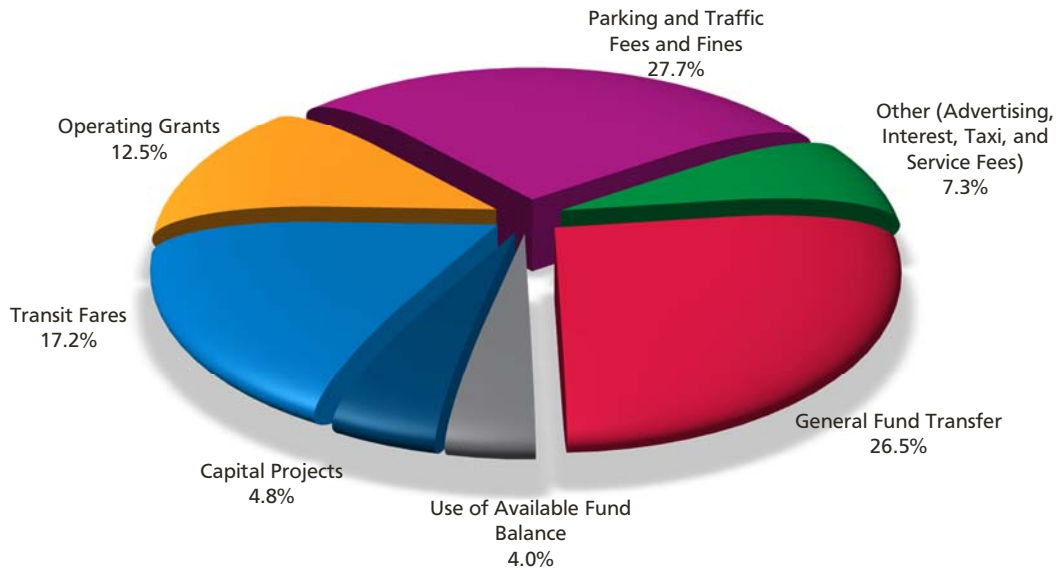


#### Percentage of Revenue Total by Category

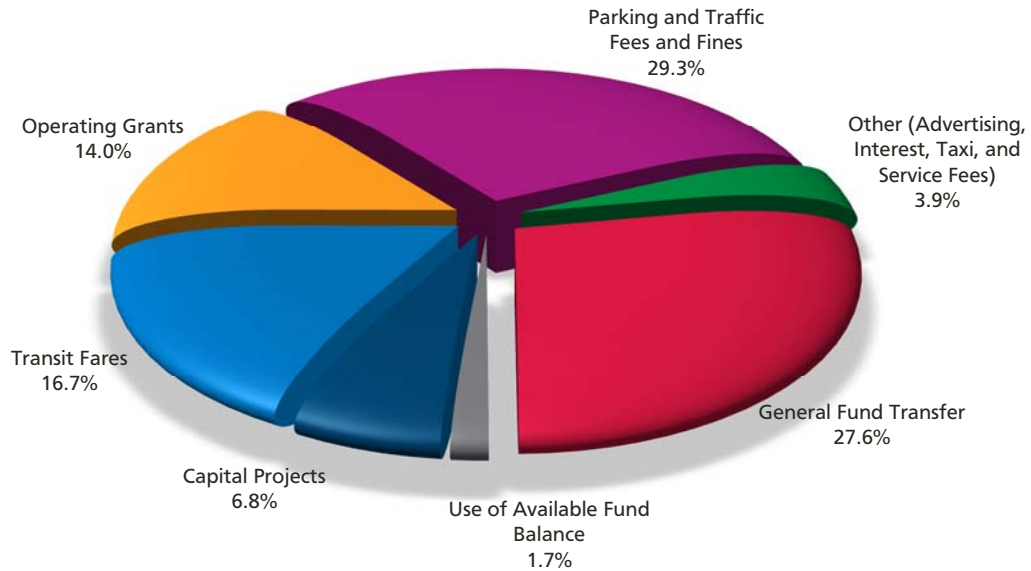
The following table shows the revenue category by percentage of total in FY 2018 Amended Budget, FY 2019 Adopted Budget, and FY 2020 Adopted Budget. Parking and Traffic Fees & Fines, Transit Fares and General Fund Transfers continue as the main funding sources that support SFMTA’s operating expenses.

Revenue Category (percent of total)	FY 2018 Amended Budget	FY 2019 Adopted Budget	FY 2020 Adopted Budget
Transit Fares	17.2%	16.7%	16.7%
Operating Grants	12.5%	14.0%	13.7%
Parking and Traffic Fees and Fines	27.7%	29.3%	28.7%
Other (Advertising, Interest, Taxi, and Service Fees)	7.3%	3.9%	5.2%
General Fund Transfer	26.5%	27.6%	27.1%
Use of Available Fund Balance	4.0%	1.7%	3.0%
<b>Subtotal Operating Budget</b>	<b>95.2%</b>	<b>93.2%</b>	<b>94.4%</b>
Capital Projects	4.8%	6.8%	5.6%
<b>TOTAL</b>	<b>100.0%</b>	<b>100.0%</b>	<b>100.0%</b>

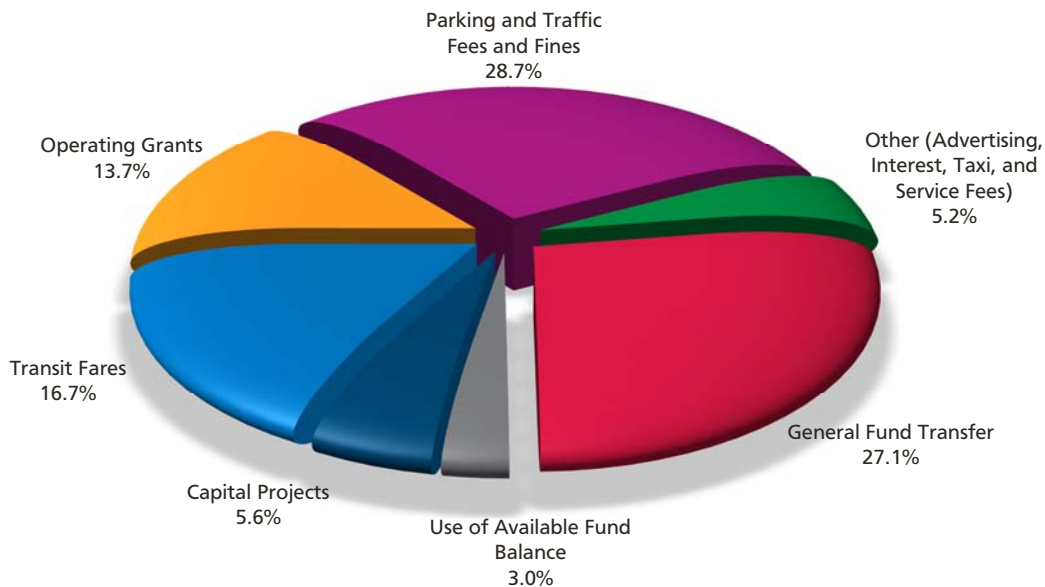
**FY2018 Revenue Budget Categories**



**FY2019 Revenue Budget Categories**



### **FY2020 Revenue Budget Categories**



### **EXPENDITURES**

Expenditures in SFMTA’s Operating Budget fall into eight major categories: salaries and benefits, contracts and other services, materials and supplies, equipment and maintenance, rent and building, insurance and claims, services from City departments, and capital projects. Details on capital projects can be found in the FY 2019 and FY 2020 Capital Budget.

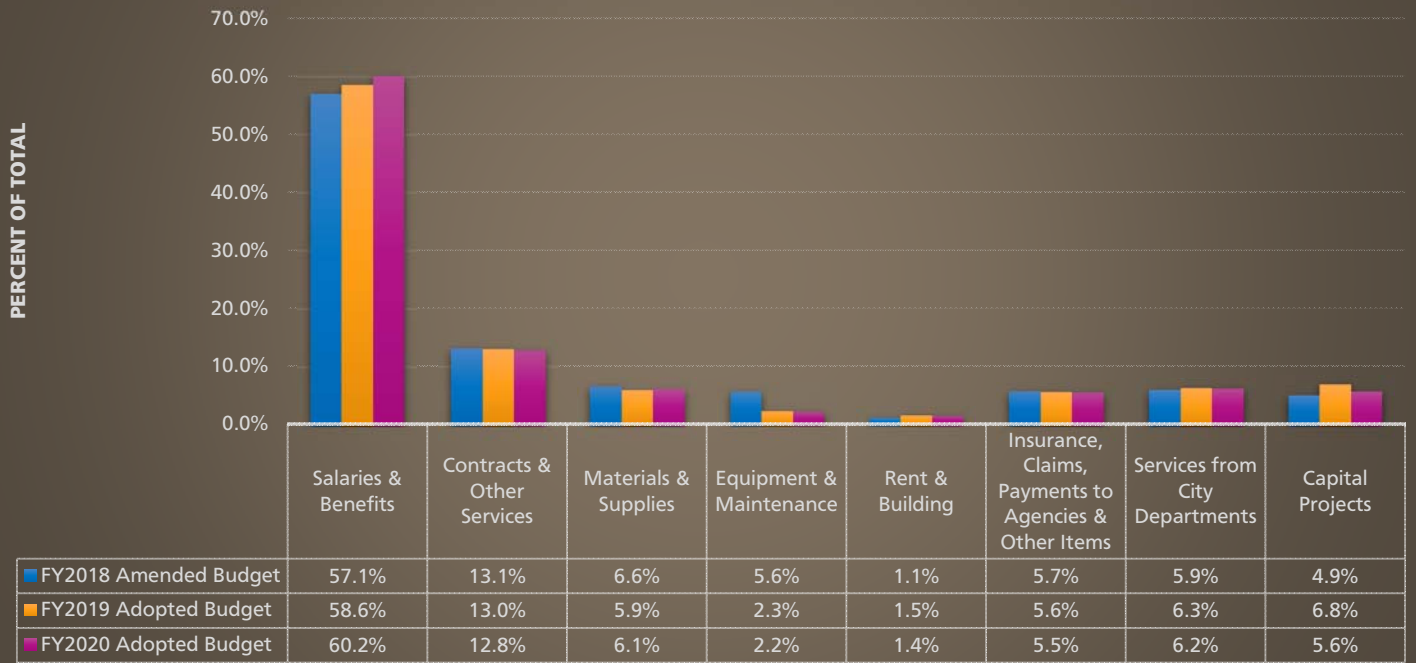
The table below summarizes the expenditures for FY 2018 Amended Budget and the FY 2019 and FY 2020 Adopted Budget.

Expenditure Category (in millions)	FY 2018 Amended Budget	FY 2019 Adopted Budget	FY 2020 Adopted Budget
Salaries & Benefits	676.2	713.0	766.6
Contracts & Other Services	154.7	158.2	162.7
Materials & Supplies	78.2	71.8	77.6
Equipment & Maintenance	65.8	28.5	28.2
Rent & Building	12.8	17.9	18.3
Insurance, Claims, Payments to Agencies & Other Items	68.0	68.8	70.6
Services from City Departments	70.2	77.1	79.2
Subtotal Operating Budget	1,125.9	1,135.3	1,203.2
Capital Projects	57.6	82.2	71.2
<b>TOTAL</b>	<b>1,183.5</b>	<b>1,217.5</b>	<b>1,274.4</b>





### FY2018 to FY2020 Expenditure Comparison By Category



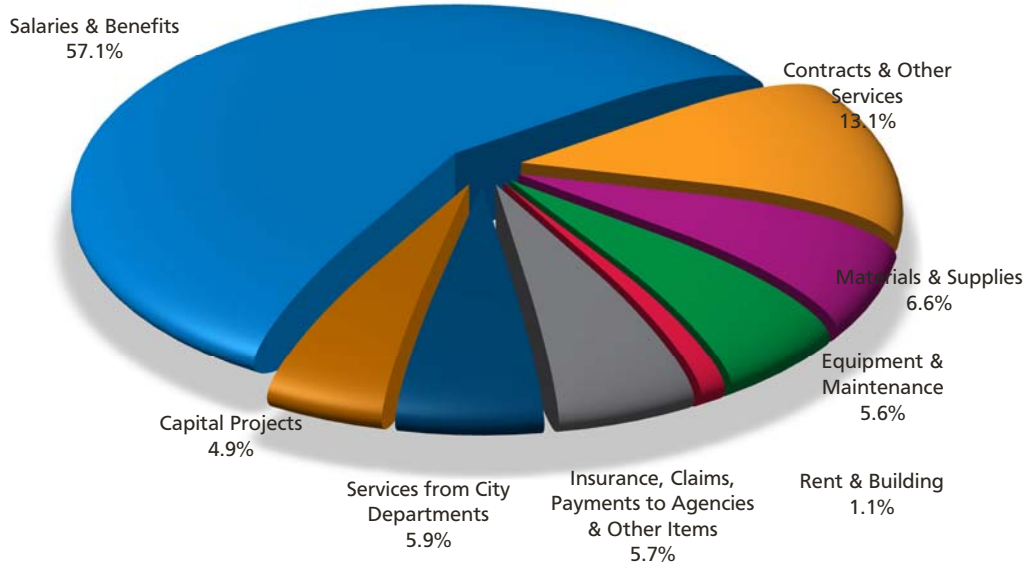
### Percentage of Expenditure Total by Category

The following table shows the expenditure category by percentage of total in FY 2018 Amended Budget, FY 2019 Adopted Budget, and FY 2020 Adopted Budget.

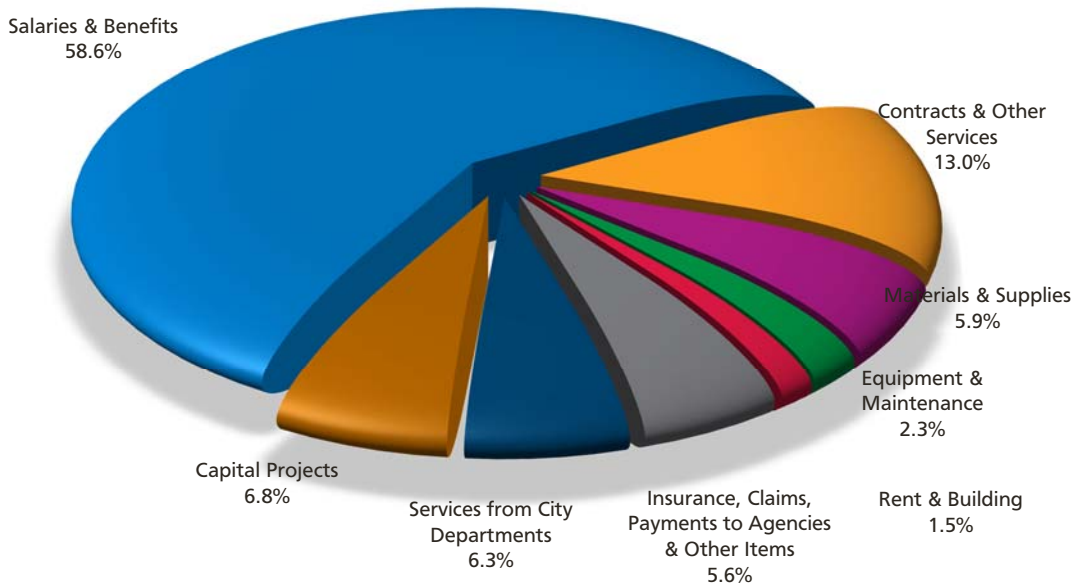
Expenditure Category (percent of total)	FY 2018 Amended Budget	FY 2019 Adopted Budget	FY 2020 Adopted Budget
Salaries & Benefits	57.1%	58.6%	60.2%
Contracts & Other Services	13.1%	13.0%	12.8%
Materials & Supplies	6.6%	5.9%	6.1%
Equipment & Maintenance	5.6%	2.3%	2.2%
Rent & Building	1.1%	1.5%	1.4%
Insurance, Claims, Payments to Agencies & Other Items	5.7%	5.6%	5.5%
Services from City Departments	5.9%	6.3%	6.2%
Subtotal Operating Budget	95.1%	93.2%	94.4%
Capital Projects	4.9%	6.8%	5.6%
<b>TOTAL</b>	<b>100.0%</b>	<b>100.0%</b>	<b>100.0%</b>



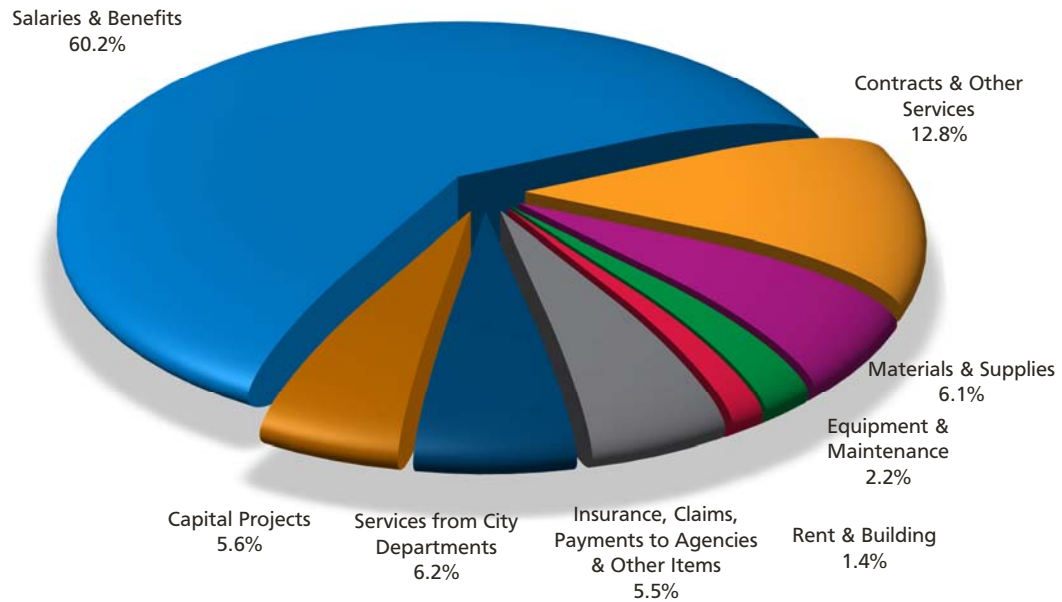
### FY2018 Expenditure Budget Categories



### FY2019 Expenditure Budget Categories



### **FY2020 Expenditure Budget Categories**



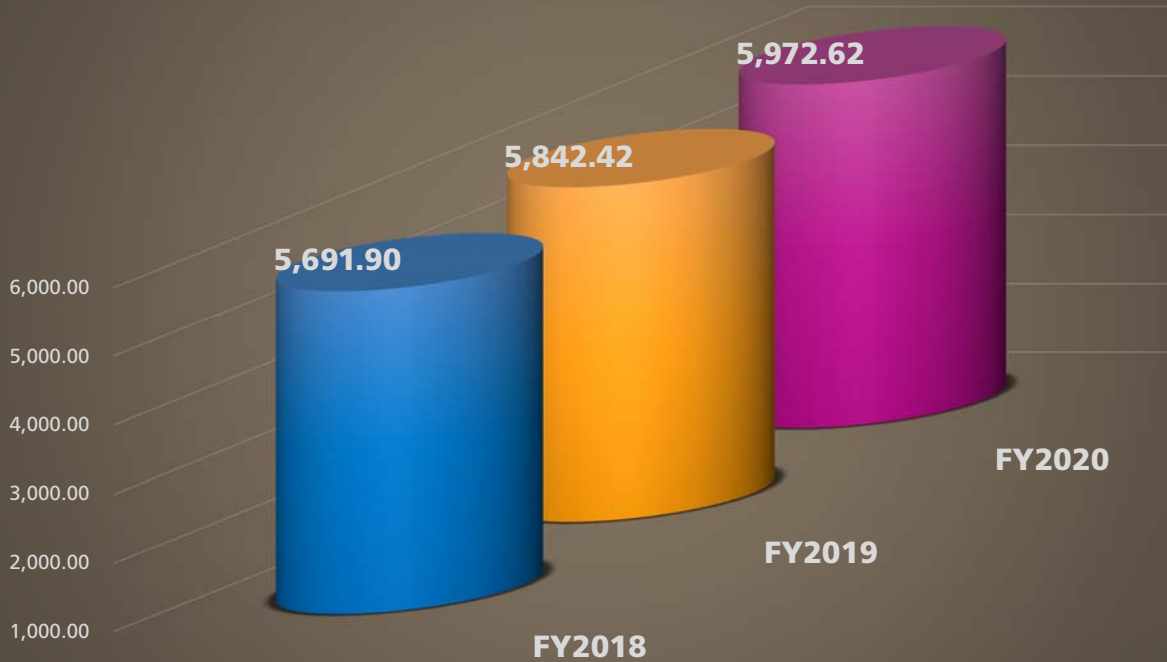
### **POSITIONS**

The table below summarizes the SFMTA positions from FY 2018 to FY 2020.

Positions	FY 2018 Amended Budget	FY 2019 Adopted Budget	FY 2020 Adopted Budget
Operating Budget Positions	5,706.50	5,871.01	6,003.36
Project Positions	514.00	504.00	504.00
Temporary Positions	75.33	70.68	68.53
<b>TOTAL POSITIONS</b>	<b>6,295.83</b>	<b>6,445.69</b>	<b>6,575.89</b>
Less Attrition Savings	(603.93)	(603.27)	(603.27)
<b>TOTAL FUNDED POSITIONS</b>	<b>5,691.90</b>	<b>5,842.42</b>	<b>5,972.62</b>



### FY2018 - FY2020 Number of Funded Positions



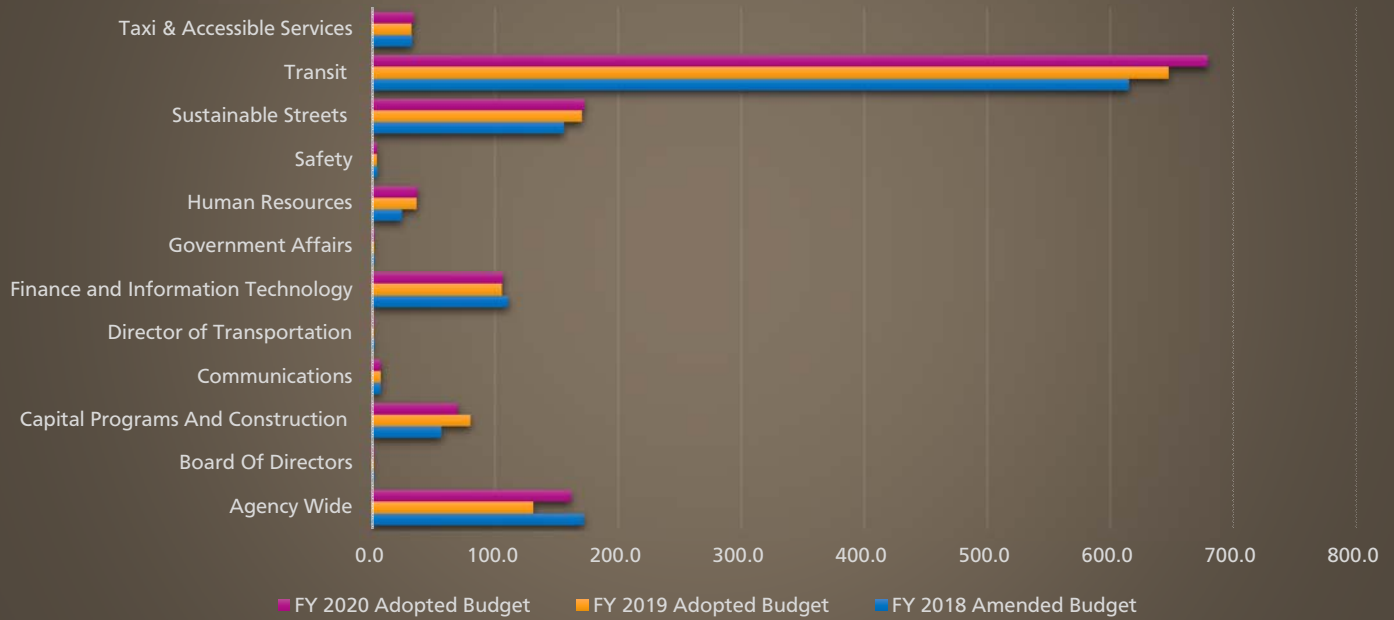
### DIVISIONAL INFORMATION

The table below summarizes the FY 2019 and FY 2020 Adopted expenditure budget by division in comparison to FY 2018 Amended Budget. This chart includes both operating expenditures and the portion of the capital budget which flows through the operating budget.

DIVISION BUDGET (millions)	FY 2018 Amended Budget	FY 2019 Adopted Budget	FY 2020 Adopted Budget
Agency Wide	172.4	131.1	162.0
Board Of Directors	0.7	0.7	0.7
Capital Programs And Construction	56.5	80.1	69.7
Communications	7.3	7.0	7.1
Director of Transportation	1.8	0.8	0.8
Finance and Information Technology	110.6	105.5	106.4
Government Affairs	1.4	1.3	1.3
Human Resources	24.6	36.4	36.7
Safety	4.4	4.3	4.3
Sustainable Streets	156.0	170.5	172.7
Transit	615.0	647.6	679.0
Taxi & Accessible Services	32.8	32.2	33.7
<b>GRAND TOTAL</b>	<b>1,183.5</b>	<b>1,217.5</b>	<b>1,274.4</b>



### FY2018 to FY2020 Expenditure Comparison By Division (In Millions)



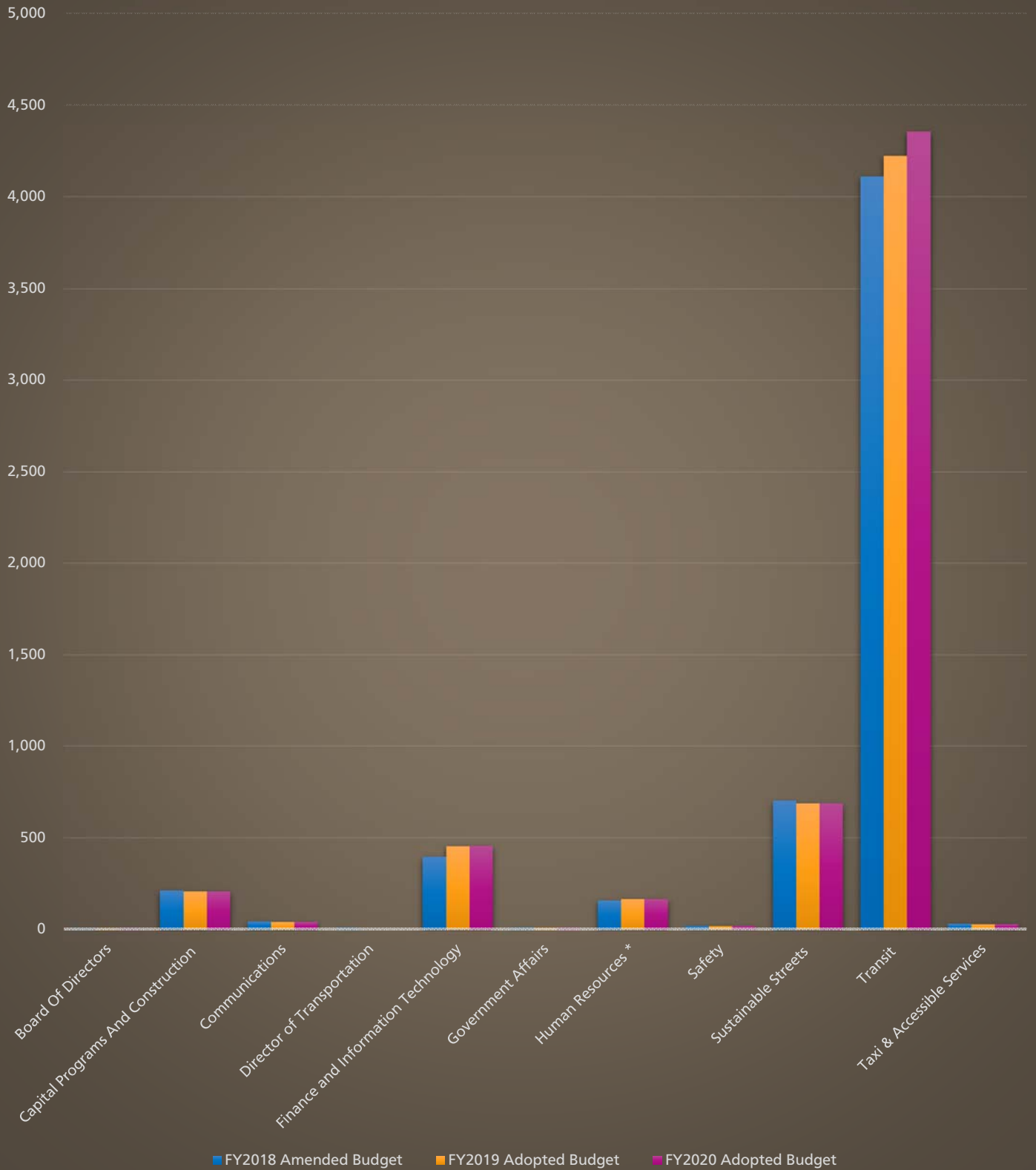
The table below summarizes the FY 2019 and FY 2020 Adopted position budget by division in comparison to FY 2018 Amended Budget. The chart includes number of job classes as well as FTEs associated with temp salary and attrition savings.

DIVISION BUDGET (Number of Positions)	FY 2018 Amended Budget	FY 2019 Adopted Budget	FY 2020 Adopted Budget
Board Of Directors	4.00	4.00	4.00
Capital Programs And Construction	213.85	209.15	209.15
Communications	44.36	41.27	41.23
Director of Transportation	4.78	1.78	1.78
Finance and Information Technology	398.30	455.23	456.11
Government Affairs	6.00	5.00	5.00
Human Resources *	158.37	167.06	166.55
Safety	19.70	20.04	20.00
Sustainable Streets	701.97	687.36	686.47
Transit	4,109.62	4,221.84	4,352.64
Taxi & Accessible Services	30.95	29.69	29.69
<b>GRAND TOTAL</b>	<b>5,691.90</b>	<b>5,842.42</b>	<b>5,972.62</b>

\* Human Resources Division includes Agency wide attrition savings to correct a technical adjustment made in FY2018 by the Controller's Office.



### FY2018 to FY2020 Position Comparison By Division





# REVENUE

**SFMTA****San Francisco Municipal Transportation Agency****Revenue By Account**

Budget Year 2019 and 2020

Account ID	Account Title	2018 Amended Budget	2019 Adopted Budget	2020 Adopted Budget	2019 Compared to 2018	2020 Compared to 2019
412601	CTI Fr 1G-GF ForMTA Popultn BL	39,090,000	50,920,000	55,360,000	11,830,000	4,440,000
420230	Other Taxi Permit Fees	83,325	87,772	90,406	4,447	2,634
420231	Taxi Medallion Sales	5,990,000	0	0	(5,990,000)	0
420233	Other Taxi Permit Renewal Fees	2,053,514	1,509,779	1,551,416	(543,735)	41,637
420234	Taxi New Driver Permits	240,885	16,064	16,546	(224,821)	482
420236	Taxi Driver Permit Renewal Fee	572,165	525,978	541,757	(46,187)	15,779
420237	Color Scheme Permit-Lease Pymt	0	234,557	241,593	234,557	7,036
420311	Truck Permits	62,000	57,234	58,951	(4,766)	1,717
420330	Neighborhood Parking Permits	11,633,000	15,316,686	15,776,187	3,683,686	459,501
420331	Special Traffic Permit	1,036,000	1,476,178	1,520,463	440,178	44,285
425110	Traffic Fines - Moving	0	3,411,076	3,513,408	3,411,076	102,332
425111	Red Light Fine-Camera Violtion	1,800,000	0	0	(1,800,000)	0
425112	RedLightFine-PoliceTcktlssunce	650,000	0	0	(650,000)	0
425120	Traffic Fines - Parking	85,367,020	95,274,912	99,801,313	9,907,892	4,526,401
425130	Traffic Fines - Boot Program	1,200,000	1,247,734	1,285,166	47,734	37,432
425160	Safe Path Of Travel	24,000	51,088	52,621	27,088	1,533
425305	Proof Of Payment Fees	2,222,000	2,698,480	2,779,434	476,480	80,954
425306	Taxi Enforcmnt-PermitHoldrFine	75,750	25,181	25,937	(50,569)	756
425920	Penalties	0	618,887	637,454	618,887	18,567
430150	Interest Earned - Pooled Cash	1,984,200	8,935,750	4,568,823	6,951,550	(4,366,927)
435110	Parking Meter Collections	22,809,859	15,262,624	15,720,503	(7,547,235)	457,879
435111	Parking Meter Card	5,100,000	3,819,271	3,933,849	(1,280,729)	114,578
435113	Construction Parking Meter Fee	1,000,000	1,788,104	1,841,747	788,104	53,643
435114	Parking Meter Pay By Phone	7,219,553	8,503,795	8,758,909	1,284,242	255,114
435115	Parking Meter Credit Card	27,610,664	40,108,193	41,267,439	12,497,529	1,159,246
435211	Golden Gateway Garage	7,165,739	6,690,106	6,890,810	(475,633)	200,704
435212	Lombard Garage	863,546	846,420	871,813	(17,126)	25,393
435213	Mission Bartlett Garage	2,668,718	2,437,941	2,511,079	(230,777)	73,138





## San Francisco Municipal Transportation Agency

### Revenue By Account

Budget Year 2019 and 2020

Account ID	Account Title	2018 Amended Budget	2019 Adopted Budget	2020 Adopted Budget	2019 Compared to 2018	2020 Compared to 2019
435214	Moscone Center Garage	4,015,827	3,590,527	3,698,243	(425,300)	107,716
435215	Performing Arts Garage	4,108,693	4,151,547	4,276,093	42,854	124,546
435216	Polk-Bush Garage	693,839	744,126	766,450	50,287	22,324
435217	Seventh & Harrison Lot	386,203	430,391	443,303	44,188	12,912
435218	St. Mary's Garage	2,612,433	2,591,713	2,669,464	(20,720)	77,751
435220	Vallejo St. Garage	980,508	951,810	980,364	(28,698)	28,554
435221	North Beach Garage	1,661,574	1,717,167	1,768,683	55,593	51,516
435223	Sutter-Stockton Garage	8,066,255	10,900,000	11,175,000	2,833,745	275,000
435227	SFGH Campus Garage	4,120,153	4,187,294	4,312,913	67,141	125,619
435230	Lombard - Retail	384,408	349,452	359,936	(34,956)	10,484
435232	Employee Parking	51,000	0	0	(51,000)	0
435233	16Th & Hoff Parking Garage Rev	685,008	694,369	715,201	9,361	20,832
435235	Emplye Parking-Oth City Depts	1,100,000	1,770,523	1,823,638	670,523	53,115
435241	Moscone Retail	52,342	115,488	118,953	63,146	3,465
435242	Perfoming Arts Retail	181,566	171,543	176,689	(10,023)	5,146
435249	Japan Center Garages	2,426,756	1,789,748	1,843,440	(637,008)	53,692
435282	5Th & Mission Garage	21,486,575	19,515,564	20,101,031	(1,971,011)	585,467
435283	Ellis-O'Farrell Garage	5,595,836	5,511,414	5,676,756	(84,422)	165,342
435284	Polk Bush Retail	100,485	121,612	125,260	21,127	3,648
435285	Vallejo Retail	156,568	192,738	198,521	36,170	5,783
435286	Sutter-Stockton Retail	0	1,133,841	1,164,856	1,133,841	31,015
435288	Golden Gateway Garage-Commercl	82,249	95,559	98,426	13,310	2,867
435289	Pierce Street Garage-Commercl	85,214	65,482	67,446	(19,732)	1,964
435290	SFGH Garage-Commerical	131,536	75,500	77,765	(56,036)	2,265
435291	Saint Mary's Sq Garge-Commercl	23,601	15,693	16,164	(7,908)	471
435292	5Th & Mission Garage-Commercl	1,426,782	1,493,198	1,537,994	66,416	44,796
435293	Ellis-O'Farrel Garage-Commercl	865,738	880,889	907,316	15,151	26,427
439899	Other City Property Rentals	1,326,000	2,146,007	2,210,387	820,007	64,380



## San Francisco Municipal Transportation Agency

### Revenue By Account

Budget Year 2019 and 2020

Account ID	Account Title	2018 Amended Budget	2019 Adopted Budget	2020 Adopted Budget	2019 Compared to 2018	2020 Compared to 2019
441101	Transit Operating AsstnceFed	3,800,000	4,062,514	4,062,514	262,514	0
447101	State Sales Tax(Ab1107)	37,740,000	43,268,400	44,566,452	5,528,400	1,298,052
447501	Low Carbon Transit Offst Lctop	11,000,000	8,800,000	8,800,000	(2,200,000)	0
449101	TDA Sales Tax-Operating	41,653,051	46,162,703	47,547,584	4,509,652	1,384,881
449102	SF Transportation Authority	9,670,000	9,670,000	9,670,000	0	0
449103	BART ADA	1,000,000	1,739,562	1,791,749	739,562	52,187
449104	Bridge Tolls-Operating	2,754,000	2,687,501	2,768,126	(66,499)	80,625
449105	Sta-Operating	36,740,000	50,121,811	51,625,465	13,381,811	1,503,654
449106	Sta-Paratransit	900,000	428,572	441,429	(471,428)	12,857
460169	Curb Painting Fees	816,000	1,285,975	1,145,926	469,975	(140,049)
460170	Temporary Sign Fees	1,836,000	2,338,727	2,021,887	502,727	(316,840)
460199	Other General Government Chrge	153,000	853,520	879,125	700,520	25,605
460652	Street Closing Fee	100,000	252,893	260,480	152,893	7,587
460688	Abandoned Vehicle Fee	500,000	500,000	500,000	0	0
460689	Tow Surcharge Fee	19,371,000	21,418,380	22,060,932	2,047,380	642,552
460699	Other Public Safety Charges	160,000	150,000	150,000	(10,000)	0
466101	Adult Monthly Pass	26,765,000	25,663,278	26,661,947	(1,101,722)	998,669
466102	Regional Transit Sticker	1,111,000	0	0	(1,111,000)	0
466103	Muni Feeder Svc To BART Statin	3,030,000	3,455,305	3,558,964	425,305	103,659
466104	Youth Monthly Pass	250,000	543,550	559,856	293,550	16,306
466105	Senior Monthly Pass	1,111,000	1,309,925	1,349,223	198,925	39,298
466109	Class Pass Sticker	1,717,000	6,000,000	6,000,000	4,283,000	0
466110	Lifeline Pass	8,080,000	7,704,205	7,935,331	(375,795)	231,126
466111	City Pass	1,111,000	1,230,658	1,267,578	119,658	36,920
466112	Disabled Monthly Sticker	418,950	398,566	410,524	(20,384)	11,958
466113	Muni-Only Adult Monthly Pass	44,662,000	43,749,117	47,006,119	(912,883)	3,257,002
466201	1 Day Passport-Cable Car	4,696,500	3,971,123	4,090,256	(725,377)	119,133
466203	3 Day Passport-Cable Car	5,757,000	5,335,735	5,495,807	(421,265)	160,072



## San Francisco Municipal Transportation Agency

### Revenue By Account

Budget Year 2019 and 2020

Account ID	Account Title	2018 Amended Budget	2019 Adopted Budget	2020 Adopted Budget	2019 Compared to 2018	2020 Compared to 2019
466207	7 Day Passport-Cable Car	2,550,250	2,118,589	2,182,147	(431,661)	63,558
466222	Single Ride Cable Car Ticket	4,898,500	7,061,358	7,273,198	2,162,858	211,840
466295	Cable Car Cash - Conductors	10,100,000	9,365,184	9,646,140	(734,816)	280,956
466301	Transit Cash Fares	82,840,000	80,890,970	84,266,335	(1,949,030)	3,375,365
466302	BART-Muni Transfers	252,500	231,368	238,309	(21,132)	6,941
466304	Disc Single Ride Tckt Booklet	101,000	92,247	95,015	(8,753)	2,768
466306	Special Event Cash Fare	202,000	123,727	127,439	(78,273)	3,712
466401	Transit Special Service	15,150	24,116	24,839	8,966	723
466502	Vehicle Advertising	5,610,000	6,330,138	6,520,042	720,138	189,904
466503	BART-Station Advertising	1,672,000	1,821,303	1,875,943	149,303	54,640
466504	Transit Shelter Advertising	14,822,000	15,390,099	15,916,801	568,099	526,702
466601	Transit Tokens	226,658	560,951	577,779	334,293	16,828
466701	Paratransit Revenue	1,313,000	1,354,847	1,395,492	41,847	40,645
466901	Transit Impact Development Fee	10,000,000	0	0	(10,000,000)	0
466997	Pole (Wireless) Misc Fees	0	480,842	495,267	480,842	14,425
466999	Misc Transit Operating Revenue	5,972,000	0	0	(5,972,000)	0
469901	Customer Svc Transaction Fees	0	149,041	153,512	149,041	4,471
469912	Miscellaneous Taxi Revenues	150,000	0	0	(150,000)	0
469999	Other Operating Revenue	5,000	0	0	(5,000)	0
475414	Transit Sustainability Fee	2,209,042	6,955,463	10,743,483	4,746,421	3,788,020
475415	Community ImprovementImpactFee	15,140,910	4,880,000	5,094,000	(10,260,910)	214,000
486020	Exp Rec Fr Airport (AAO)	40,000	0	0	(40,000)	0
486030	Exp Rec Fr Admin Svcs (AAO)	170,000	170,000	170,000	0	0
486150	Exp Rec Fr Adm (AAO)	150,000	150,000	150,000	0	0
486320	Exp Rec Fr Environment (AAO)	36,000	36,000	36,000	0	0
486340	Exp Rec Fr Fire Dept (AAO)	20,000	20,000	20,000	0	0
486500	Exp Rec Fr Police Comssn AAO	10,000	10,000	10,000	0	0
486530	Exp Rec Fr Port Commission AAO	1,134,000	1,144,600	1,144,600	10,600	0

**SFMTA****San Francisco Municipal Transportation Agency****Revenue By Account**

Budget Year 2019 and 2020

Account ID	Account Title	2018 Amended Budget	2019 Adopted Budget	2020 Adopted Budget	2019 Compared to 2018	2020 Compared to 2019
486560	Exp Rec Fr Public Works (AAO)	145,000	5,000	5,000	(140,000)	0
486610	Exp Rec Fr Regstar Of Votr AAO	57,000	59,000	114,733	2,000	55,733
486690	Exp Rec Fr Human Services AAO	714,191	1,264,191	1,264,191	550,000	0
486740	Exp Rec Fr PUC (AAO)	72,409	72,409	72,409	0	0
486800	Exp Rec Fr Cleanwater (AAO)	70,000	70,000	70,000	0	0
492001	CTI Fr 1G-General Fund	313,590,000	336,320,000	345,410,000	22,730,000	9,090,000
493001	OTI Fr 1G-General Fund	69,086,000	71,412,000	72,553,110	2,326,000	1,141,110
493011	OTI Fr 2S/GTF-Gasoline Tax Fd	3,098,525	3,098,525	3,098,525	0	0
493034	OTI Fr 5P-Port of San Francisco	1,050,000	1,050,000	1,050,000	0	0
499999	Beg Fund Balance - Budget Only	77,713,683	44,382,616	63,081,073	(33,331,067)	18,698,457
<b>SFMTA Totals</b>		<b>1,183,468,406</b>	<b>1,217,463,609</b>	<b>1,274,430,572</b>	<b>33,995,203</b>	<b>56,966,963</b>



**San Francisco Municipal Transportation Agency**  
**Revenue By Fund By Account With Narratives**  
 Budget Year 2019 and 2020

Account ID	Account Title	2018 Amended Budget	2019 Adopted Budget	2020 Adopted Budget	2019 Compared to 2018	2020 Compared to 2019
<b>FUND: 22260 MTA TS Op Annual Account Ctrl</b>						
425305	Proof Of Payment Fees	2,222,000	2,698,480	2,779,434	476,480	80,954
Based on Section Division I. 7.2.101 and 7.2.104 of the San Francisco Transportation Code, the SFMTA collects fines from citations issued on fare evasions. The fine is increased from \$120 to \$125 per violation effective September 1, 2018.						
430150	Interest Earned - Pooled Cash	1,147,884	1,996,660	2,056,560	848,776	59,900
This line item records interest earned from City's Treasurer pooled funds on cash balances in this fund.						
439899	Other City Property Rentals	1,326,000	2,146,007	2,210,387	820,007	64,380
This appropriation is for rental revenues collected from businesses and agencies that rent/lease spaces on SFMTA properties.						
447101	State Sales Tax(Ab1107)	37,740,000	43,268,400	44,566,452	5,528,400	1,298,052
Revenues from AB 1107, a regional sales tax measure, are generated by the 1/2¢ sales tax levied for Transit in Alameda, Contra Costa, and San Francisco Counties. The revenue is allocated by MTC based on actual and projected sales tax revenues within the three counties.						
449101	TDA Sales Tax-Operating	41,653,051	46,162,703	47,547,584	4,509,652	1,384,881
Established under the state Transportation Development Act of 1972, local transportation funds (LTF) revenue is derived from a one-quarter cent of the State's current sales tax collected in San Francisco.						
449102	SF Transportation Authority	9,670,000	9,670,000	9,670,000	0	0
San Francisco voters approved a one-half cent sales tax increase in November 1989 to help finance a 20-year Transportation Expenditure Plan (Proposition B). Proposition B was superseded by Proposition K which was passed by San Francisco voters in November 2003. Proposition K is limited to capital projects. However, Prop K grandfathered operating uses originally funded in Proposition B and as a result the SFMTA receives an annual allocation for its Paratransit operating services.						
449103	BART ADA	1,000,000	1,739,562	1,791,749	739,562	52,187
BART reimburses SFMTA for Paratransit services provided in BART corridors. The American with Disabilities Act (ADA), requires that BART provide Paratransit services within ¼ of a mile of BART stations and in San Francisco BART's paratransit service area is shared with Muni. BART has agreed to reimburse SFMTA for BART's share of the SF Paratransit service which is calculated at 7.9% of actual Paratransit contract expenditures less Paratransit fare revenues and State funding, and includes a 4.7% fee to cover SFMTA administrative and contract monitoring costs.						
449104	Bridge Tolls-Operating	2,754,000	0	0	(2,754,000)	0
On March 2, 2004, voters passed Regional Measure 2 (RM2), raising the toll on the seven State-owned toll bridges in the San Francisco Bay Area by \$1.00. This extra dollar funds various transportation projects within the region that have been determined to reduce congestion or to make improvements to travel in the toll bridge corridors as identified in SB 916 (Chapter 715, Statutes of 2004). Specifically, RM2 establishes the Regional Traffic Relief Plan and identifies specific transit operating assistance and capital projects and programs eligible to receive RM2 funding. This appropriation reflects the operating assistance fund that the SFMTA receives annually for its Third Street Rail line operations and its Owl Bus Service on the BART corridor. Budget for FY2019 and FY2020 were moved to Fund 22350.						



**San Francisco Municipal Transportation Agency**  
**Revenue By Fund By Account With Narratives**  
 Budget Year 2019 and 2020

Account ID	Account Title	2018 Amended Budget	2019 Adopted Budget	2020 Adopted Budget	2019 Compared to 2018	2020 Compared to 2019
<b>FUND: 22260 MTA TS Op Annual Account Ctrl</b>						
449105	Sta-Operating	36,740,000	50,121,811	51,625,465	13,381,811	1,503,654
Under the State Transit Assistance (STA) program, a portion of gasoline sales tax revenues is appropriated by the State Legislature to the State Transportation Planning and Development Account for certain transit and energy-related projects. Funds are allocated 50 percent on the basis of population and 50 percent on the amount of local funds used to support transit operations. This line item reflects the local funds portion.						
449106	Sta-Paratransit	900,000	428,572	441,429	(471,428)	12,857
Under the State Transit Assistance (STA) program, a portion of gasoline sales tax revenue is appropriated by the State Legislature to the State Transportation Planning and Development Account for certain transit and energy-related projects. Funds are allocated 50 percent on the basis of population and 50 percent on the amount of local funds used to support transit operations. This line item reflects the population-based portion allocated specifically for Paratransit service in the Bay Area.						
466101	Adult Monthly Pass	26,765,000	25,663,278	26,661,947	(1,101,722)	998,669
This line item records sales revenues from Adult Monthly "A" Pass with the permission to ride on BART within San Francisco. The price for the "A" pass costs \$94 and will increase to \$98 in FY 2020.						
466102	Regional Transit Sticker	1,111,000	0	0	(1,111,000)	0
Regional Transit Sticker is discontinued in January 2016.						
466103	Muni Feeder Svc To BART Statin	3,030,000	3,455,305	3,558,964	425,305	103,659
Feeder Service to BART Stations is a formula-driven rate based on ridership and paid by BART for Muni services to BART stations. The SFMTA bills BART at the end of each fiscal year.						
466104	Youth Monthly Pass	250,000	543,550	559,856	293,550	16,306
The Youth Monthly Pass is a discounted monthly pass on Muni ride only and it is set at 50% of the cost for Muni Adult Pass, which reflects SFMTA's continued support for Low and Moderate Income Seniors, Youth, and Disabled Riders Program. The pass costs \$39 in FY 2019 and will increase to \$40 in FY 2020.						
466105	Senior Monthly Pass	1,111,000	1,309,925	1,349,223	198,925	39,298
The Senior/Disabled Monthly Pass is a discounted monthly pass on Muni ride only and it is set at 50% of the cost for Muni Adult Pass, which reflects SFMTA's continued support for Low and Moderate Income Seniors, Youth, and Disabled Riders Program. The pass costs \$39 in FY 2019 and will increase to \$40 in FY 2020.						
466109	Class Pass Sticker	1,717,000	6,000,000	6,000,000	4,283,000	0
Class Pass is a discounted monthly Sticker sold to schools/colleges based on written agreements between SFMTA and participating schools. The pass costs \$32 in FY 2019 and will increase to \$33 in FY 2020.						
466110	Lifeline Pass	8,080,000	7,704,205	7,935,331	(375,795)	231,126
Lifeline Fast Pass is a discounted MUNI monthly pass for qualified low-income San Francisco residents and the program is administered by the San Francisco Human Services Agency. It represents 50% of the cost for Muni Adult Monthly Pass. The pass can only be used on MUNI buses, trains and trolleys. It cannot be used on cable cars and BART. The pass costs \$39 in FY 2019 and will increase to \$40 in FY 2020.						



**San Francisco Municipal Transportation Agency**  
**Revenue By Fund By Account With Narratives**  
 Budget Year 2019 and 2020

Account ID	Account Title	2018 Amended Budget	2019 Adopted Budget	2020 Adopted Budget	2019 Compared to 2018	2020 Compared to 2019
<b>FUND: 22260 MTA TS Op Annual Account Ctrl</b>						
466111	City Pass	1,111,000	1,230,658	1,267,578	119,658	36,920
	The CityPASS is produced and marketed by CityPASS, an independent organization. The pass consists of four preset options including the Academy of Sciences, Blue and Gold Fleet Cruise, Aquarium of the Bay and a 3-Day Muni Passport, including unlimited travel on Muni, including Cable Car for three consecutive days. The pass also includes an option of the Exploratorium or San Francisco Museum of Modern Art. The booklet is priced at 34% less than the cost of tickets purchased separately. The passes are sold by MUNI vendors and are also available for purchase at the attractions. The SFMTA receives 100% revenue for the portion of the 3-Day Passport, less a management fee based on the existing contract between the City Pass and the SFMTA.					
466112	Disabled Monthly Sticker	418,950	398,566	410,524	(20,384)	11,958
	The Disabled Monthly Sticker is a discount fare sticker for qualified Regional Transit Connection (RTC) card holders. and it represents 50% of the cost for Muni Adult Pass. The pass costs \$39 in FY 2019 and will increase to \$40 in FY 2020.					
466113	Muni-Only Adult Monthly Pass	44,662,000	43,749,117	47,006,119	(912,883)	3,257,002
	This line item records revenues from sales of Adult Monthly "M" Pass for ride on Muni bus only. The pass is priced at \$78 in FY 2019 and \$81 in FY 2020. This line item also records revenues from "M" Pass sold at 50% discount price to non-profit organizations serving needy populations.					
466201	1 Day Passport-Cable Car	4,696,500	3,971,123	4,090,256	(725,377)	119,133
	This appropriation records revenues from Cable Car 1-Day Passport sales. Price varies depending on if a purchase is made through Clipper/MuniMobile program or from a third party at sales kiosk.					
466203	3 Day Passport-Cable Car	5,757,000	5,335,735	5,495,807	(421,265)	160,072
	This appropriation records revenues from Cable Car 3-Day Passport sales. Price varies depending on if a purchase is made through Clipper/MuniMobile program or from a third party at sales kiosk.					
466207	7 Day Passport-Cable Car	2,550,250	2,118,589	2,182,147	(431,661)	63,558
	This appropriation records revenues from Cable Car 7-Day Passport sales. Price varies depending on if a purchase is made through Clipper/MuniMobile program or from a third party at sales kiosk.					
466222	Single Ride Cable Car Ticket	4,898,500	7,061,358	7,273,198	2,162,858	211,840
	This item records revenues collected form Cable Car Single Ride ticket sales through Clipper, MuniMobile, kiosks, or third-party sales locations. The ticket costs \$7 and is valid for a one-way cable car trip (no transfers or reboarding). The price will remain at \$7 in FY 2019 and will increase to \$8 in FY 2020.					
466295	Cable Car Cash - Conductors	10,100,000	9,365,184	9,646,140	(734,816)	280,956
	This item records revenues collected from cable car ticket sales paid in cash. The ticket costs \$7 and is valid for a one-way cable car trip (no transfers or reboarding). The price will remain at \$7 in FY 2019 and will increase to \$8 in FY 2020.					



**San Francisco Municipal Transportation Agency**  
**Revenue By Fund By Account With Narratives**  
 Budget Year 2019 and 2020

Account ID	Account Title	2018 Amended Budget	2019 Adopted Budget	2020 Adopted Budget	2019 Compared to 2018	2020 Compared to 2019
<b>FUND: 22260 MTA TS Op Annual Account Ctrl</b>						
466301	Transit Cash Fares	82,840,000	80,890,970	84,266,335	(1,949,030)	3,375,365
	This appropriation records revenues from sales of Adult Single Ride Fare, which costs \$2.50 per single ride. Fares paid in cash cost 25 cents more in FY 2019 and 50 cents more in FY 2020 compared to tickets purchased through Clipper/MuniMobile Program.					
466302	BART-Muni Transfers	252,500	231,368	238,309	(21,132)	6,941
	In FY 2015 and FY 2016, the SFMTA adopted a single transfer policy for all connecting agencies for riders who use Muni and other transit systems. BART and Muni Transfers are currently used by BART riders who wish to transfer to Muni. The transfer is priced at \$2 each way.					
466304	Disc Single Ride Tckt Booklet	101,000	92,247	95,015	(8,753)	2,768
	The Transit Discount Coupon Booklet (School Coupon Booklet) has 15 tickets per booklet and it's available to youth and school participants at \$18.75 per booklet.					
466306	Special Event Cash Fare	202,000	123,727	127,439	(78,273)	3,712
	The SFMTA provides express service for special events at certain locations, such as for annual Bay-to-Breakers race and baseball games. The cost per ride is the same as single ride cash fares.					
466401	Transit Special Service	15,150	24,116	24,839	8,966	723
	This line item is for revenues collected from rental fees charged to any private or non-profit entities who wish to rent MUNI's historical street cars or cable cars under the Transit Charter Service program.					
466502	Vehicle Advertising	5,610,000	6,330,138	6,520,042	720,138	189,904
	This line item records revenues collected from advertisement on Muni buses and rails. The amount is based on a vehicle advertising agreement that includes a minimum annual guarantee and a split of revenues above the minimum annual guarantee threshold.					
466503	BART-Station Advertising	1,672,000	1,821,303	1,875,943	149,303	54,640
	This appropriation records shared revenues from advertisement at MUNI-BART joint train stations. The amount is calculated based on a formula defined in an agreement between the SFMTA and BART.					
466504	Transit Shelter Advertising	14,822,000	15,390,099	15,916,801	568,099	526,702
	This line item records revenues from advertisement at SFMTA's transit shelters. The amount is calculated based on an agreement between the SFMTA and its current contractor Clear Channel.					
466601	Transit Tokens	226,658	560,951	577,779	334,293	16,828
	Transit Tokens (Token Coupon Booklet) is priced at \$25 per pack with ten tokens in each pack. This item is available to City departments only.					
466701	Paratransit Revenue	1,313,000	1,354,847	1,395,492	41,847	40,645
	Paratransit services are provided at \$2.50 per trip for the SF Access and Group Van trips and at \$6 for \$30 worth of Paratransit taxi services.					





San Francisco Municipal Transportation Agency  
**Revenue By Fund By Account With Narratives**  
 Budget Year 2019 and 2020

Account ID	Account Title	2018 Amended Budget	2019 Adopted Budget	2020 Adopted Budget	2019 Compared to 2018	2020 Compared to 2019
<b>FUND: 22260 MTA TS Op Annual Account Ctrl</b>						
466997	Pole (Wireless) Misc Fees	0	480,842	495,267	480,842	14,425
This line item is a fee the SFMTA collects for licensing the overhead line poles to 3rd party carriers for the installation of cell antenna and equipment. The carriers pay rent and other miscellaneous fees for using SFMTA's assets.						
466999	Misc Transit Operating Revenue	5,972,000	0	0	(5,972,000)	0
This line item records miscellaneous transit operating revenues.						
486030	Exp Rec Fr Admin Svcs (AAO)	170,000	170,000	170,000	0	0
This line item records a work order recovery from Administrative Services Department for transit planning design related to Treasure Island projects.						
486320	Exp Rec Fr Environment (AAO)	36,000	36,000	36,000	0	0
This line item records a work order recovery from Department of Environment - SFMTA, Public Utilities Commission (PUC), and Department of Environment share the cost of a Climate Change Director's position that is budgeted under SFMTA but reports to the Mayor's Office. PUC and Department of Environment each shares 40% and 20% of the total cost respectively.						
486340	Exp Rec Fr Fire Dept (AAO)	20,000	20,000	20,000	0	0
This line item records a work order recovery from San Francisco Fire Department for providing motorcoach, preventative maintenance, and other services related to ambulance buses.						
486690	Exp Rec Fr Human Services AAO	714,191	1,264,191	1,264,191	550,000	0
This line item records a work order recovery from Department of Human Services for paratransit service provided by SFMTA through contractor for frail, disabled, ADA eligible, group van, shopping trips and taxi services.						
486740	Exp Rec Fr PUC (AAO)	72,409	72,409	72,409	0	0
This line item records a work order recovery from the Public Utilities Commission (PUC) - SFMTA, PUC, and Department of Environment share the cost of a Climate Change Director's position that is budgeted under SFMTA but reports to the Mayor's Office. PUC and Department of Environment each shares 40% and 20% of the total cost respectively.						
486800	Exp Rec Fr Cleanwater (AAO)	70,000	70,000	70,000	0	0
This line item records a work order recovery from the Public Utilities Commission (PUC) Clean Water Department for construction support services provided by SFMTA Transit Division. The Transit Division provides staffing such as inspector and powerline workers to ensure that any construction work will not disrupt transit services and affect riders.						
492001	CTI Fr 1G-General Fund	228,070,000	244,600,000	252,160,000	16,530,000	7,560,000
This appropriation reflects the General Fund support from the City to the SFMTA. Based on the provisions of the City Charter, the Agency receives on an annual basis a transfer from City's General Fund. The transfer is calculated by the Controller's Office starting with a base amount with an adjustment for the projected percentage increase or decrease in City's discretionary and unrestricted revenues.						



San Francisco Municipal Transportation Agency  
**Revenue By Fund By Account With Narratives**  
 Budget Year 2019 and 2020

Account ID	Account Title	2018 Amended Budget	2019 Adopted Budget	2020 Adopted Budget	2019 Compared to 2018	2020 Compared to 2019
<b>FUND: 22260 MTA TS Op Annual Account Ctrl</b>						
493001	OTI Fr 1G-General Fund	65,740,000	68,430,000	68,430,000	2,690,000	0
Proposition A, approved by the voters in November 2007, established that the SFMTA receives 80% of the total parking tax revenues collected by the City.						
499999	Beg Fund Balance - Budget Only	24,234,360	26,200,000	19,000,000	1,965,640	(7,200,000)
This line item reflects appropriated fund balance in this fund for FY 2019 and FY 2020. Fund balance is used to support either operating expenses or to fund one-time current capital projects through fund transfers.						
<b>TOTAL: MTA TS Op Annual Account Ctrl</b>		<b>683,564,403</b>	<b>724,301,996</b>	<b>738,882,011</b>	<b>40,737,593</b>	<b>14,580,015</b>
<b>FUND: 22280 MTA TS ContinuingAuthorityCtrl</b>						
493001	OTI Fr 1G-General Fund	500,000	30,000	0	(470,000)	(30,000)
This fund transfer from the City is a budget addback by the Board of Supervisors for FY 2019. It provides public transit support for low income immigrant workers in District 9.						
<b>TOTAL: MTA TS ContinuingAuthorityCtrl</b>		<b>500,000</b>	<b>30,000</b>	<b>0</b>	<b>(470,000)</b>	<b>(30,000)</b>
<b>FUND: 22320 MTA TS OPR ANNUAL-FED</b>						
441101	Transit Operating AsstnceFed	3,800,000	4,062,514	4,062,514	262,514	0
This grant allocation from Federal Section 5307 Funds is allocated annually to fund restrictively Paratransit operating services guided by the American with Disabilities Act (ADA).						
<b>TOTAL: MTA TS OPR ANNUAL-FED</b>		<b>3,800,000</b>	<b>4,062,514</b>	<b>4,062,514</b>	<b>262,514</b>	<b>0</b>
<b>FUND: 22330 MTA TS OPR ANNUAL-STA</b>						
447501	Low Carbon Transit Offst Lctop	11,000,000	8,800,000	8,800,000	(2,200,000)	0
This line item is an operating grant from State Capital & Trade Funds to cover SFMTA's transit service cost related to Low Carbon Transit Operations Program (LCTOP).						
<b>TOTAL: MTA TS OPR ANNUAL-STA</b>		<b>11,000,000</b>	<b>8,800,000</b>	<b>8,800,000</b>	<b>(2,200,000)</b>	<b>0</b>
<b>FUND: 22350 MTA TS OPR ANNUAL-REG</b>						
449104	Bridge Tolls-Operating	0	2,687,501	2,768,126	2,687,501	80,625

On March 2, 2004, voters passed Regional Measure 2 (RM2), raising the toll on the seven State-owned toll bridges in the San Francisco Bay Area by \$1.00. This extra dollar funds various transportation projects within the region that have been determined to reduce congestion or to make improvements to travel in the toll bridge corridors as identified in SB 916 (Chapter 715, Statutes of 2004). Specifically, RM2 establishes the Regional Traffic Relief Plan and identifies specific transit operating assistance and capital projects and programs eligible to receive RM2 funding. This appropriation reflects the operating assistance fund that the SFMTA receives annually for its Third Street Rail line operations and its Owl Bus Service on the BART corridor.



San Francisco Municipal Transportation Agency  
**Revenue By Fund By Account With Narratives**  
 Budget Year 2019 and 2020

Account ID	Account Title	2018 Amended Budget	2019 Adopted Budget	2020 Adopted Budget	2019 Compared to 2018	2020 Compared to 2019
<b>FUND: 22350 MTA TS OPR ANNUAL-REG</b>						
<b>TOTAL: MTA TS OPR ANNUAL-REG</b>		<b>0</b>	<b>2,687,501</b>	<b>2,768,126</b>	<b>2,687,501</b>	<b>80,625</b>
<b>FUND: 22360 MTA TS CAP REVBD 2012B</b>						
430150	Interest Earned - Pooled Cash	0	366,427	0	366,427	(366,427)
This line item records interest earned from City's Treasurer pooled funds on cash balances in this fund.						
<b>TOTAL: MTA TS CAP REVBD 2012B</b>		<b>0</b>	<b>366,427</b>	<b>0</b>	<b>366,427</b>	<b>(366,427)</b>
<b>FUND: 22370 MTA TS CAP REVBD 2013A</b>						
430150	Interest Earned - Pooled Cash	0	1,519,335	0	1,519,335	(1,519,335)
This line item records interest earned from City's Treasurer pooled funds on cash balances in this fund.						
<b>TOTAL: MTA TS CAP REVBD 2013A</b>		<b>0</b>	<b>1,519,335</b>	<b>0</b>	<b>1,519,335</b>	<b>(1,519,335)</b>
<b>FUND: 22380 MTA TS CAP REVBD S2014A</b>						
430150	Interest Earned - Pooled Cash	0	548,874	0	548,874	(548,874)
This line item records interest earned from City's Treasurer pooled funds on cash balances in this fund.						
<b>TOTAL: MTA TS CAP REVBD S2014A</b>		<b>0</b>	<b>548,874</b>	<b>0</b>	<b>548,874</b>	<b>(548,874)</b>
<b>FUND: 22395 MTA TS CAP REVBD S2017</b>						
430150	Interest Earned - Pooled Cash	0	221,790	0	221,790	(221,790)
This line item records interest earned from City's Treasurer pooled funds on cash balances in this fund.						
<b>TOTAL: MTA TS CAP REVBD S2017</b>		<b>0</b>	<b>221,790</b>	<b>0</b>	<b>221,790</b>	<b>(221,790)</b>
<b>FUND: 22420 MTA TS CAP DEV IMPACT PRJ</b>						
475414	Transit Sustainability Fee	751,074	6,391,507	9,872,390	5,640,433	3,480,883
This appropriation reflects revenues collected from Transit Sustainability Fee and allocated to this fund. The City has been collecting development fees to offset transportation impacts assessed on commercial development, which is called the Transportation Impact Development Fee (TIDF). The Transit Sustainability Fee now includes the TIDF and is extended to market-rate residential development. The fee revenues are used to fund various transit capital improvement projects.						
475415	Community ImprovementImpactFee	12,382,910	4,300,000	2,725,000	(8,082,910)	(1,575,000)
This line item records revenues collected from Community Improvement Impact Fee and allocated to this fund. The revenue is restricted in use to support various one-time capital infrastructure improvement projects.						



San Francisco Municipal Transportation Agency  
**Revenue By Fund By Account With Narratives**  
 Budget Year 2019 and 2020

Account ID	Account Title	2018 Amended Budget	2019 Adopted Budget	2020 Adopted Budget	2019 Compared to 2018	2020 Compared to 2019
<b>FUND: 22420 MTA TS CAP DEV IMPACT PRJ</b>						
<b>TOTAL: MTA TS CAP DEV IMPACT PRJ</b>		<b>13,133,984</b>	<b>10,691,507</b>	<b>12,597,390</b>	<b>(2,442,477)</b>	<b>1,905,883</b>
<b>FUND: 22455 MTA TS CAP Projects Prop B Fun</b>						
412601	CTI Fr 1G-GF ForMTA Populn BL	0	38,190,000	41,520,000	38,190,000	3,330,000
Proposition B passed by the voters in November 2014 requires the General Fund Support Baseline to SFMTA be adjusted annually to reflect the greater of night time or daytime population growth in the City. This line item represents the additional General Fund Baseline transfer to this fund based on the projected population growth.						
<b>TOTAL: MTA TS CAP Projects Prop B Fun</b>		<b>0</b>	<b>38,190,000</b>	<b>41,520,000</b>	<b>38,190,000</b>	<b>3,330,000</b>
<b>FUND: 22460 MTA TS CAP OTHER-FUNDED PRJ</b>						
412601	CTI Fr 1G-GF ForMTA Populn BL	29,320,000	0	0	(29,320,000)	0
Proposition B passed by the voters in November 2014 requires the General Fund Support Baseline to SFMTA be adjusted annually to reflect the greater of night time or daytime population growth in the City. This line item represents the additional General Fund Baseline transfer to this fund based on the projected population growth.						
493001	OTI Fr 1G-General Fund	2,310,000	2,370,000	0	60,000	(2,370,000)
This fund transfer from the City is to support Warriors Arena Transportation Improvements projects.						
<b>TOTAL: MTA TS CAP OTHER-FUNDED PRJ</b>		<b>31,630,000</b>	<b>2,370,000</b>	<b>0</b>	<b>(29,260,000)</b>	<b>(2,370,000)</b>
<b>FUND: 22540 MTA TS SPE REV TIDF</b>						
466901	Transit Impact Development Fee	10,000,000	0	0	(10,000,000)	0
This line item records revenue received from Transit Impact Development Fees charged to commercial developments in the City. Fund is used for capital projects only.						
475414	Transit Sustainability Fee	1,391,697	0	0	(1,391,697)	0
This appropriation reflects revenues collected from Transit Sustainability Fee and allocated to this fund. The City has been collecting development fees to offset transportation impacts assessed on commercial development, which is called the Transportation Impact Development Fee (TIDF). The Transit Sustainability Fee now includes the TIDF and is extended to market-rate residential development. The fee revenues are used to fund various transit capital improvement projects						
499999	Beg Fund Balance - Budget Only	25,460,429	6,270,616	25,081,073	(19,189,813)	18,810,457
This line item reflects appropriated fund balance in this fund for FY 2019 and FY 2020. Fund balance is used to support either operating expenses or to fund one-time current capital projects through fund transfers.						
<b>TOTAL: MTA TS SPE REV TIDF</b>		<b>36,852,126</b>	<b>6,270,616</b>	<b>25,081,073</b>	<b>(30,581,510)</b>	<b>18,810,457</b>
<b>FUND: 22870 MTA SS Op Annual Account Ctrl</b>						



San Francisco Municipal Transportation Agency  
**Revenue By Fund By Account With Narratives**  
 Budget Year 2019 and 2020

Account ID	Account Title	2018 Amended Budget	2019 Adopted Budget	2020 Adopted Budget	2019 Compared to 2018	2020 Compared to 2019
<b>FUND: 22870 MTA SS Op Annual Account Ctrl</b>						
420230	Other Taxi Permit Fees	83,325	87,772	90,406	4,447	2,634
	This line item records taxi revenues from Color Scheme Change Fee.					
420231	Taxi Medallion Sales	5,990,000	0	0	(5,990,000)	0
	This line item used to record taxi revenues from taxi medallion sales but the program has been discontinued.					
420233	Other Taxi Permit Renewal Fees	2,053,514	1,509,779	1,551,416	(543,735)	41,637
	This line item records taxi revenues from Taxi Permit Holder Renewal Fee.					
420234	Taxi New Driver Permits	240,885	16,064	16,546	(224,821)	482
	This line item records taxi revenues from Taxi New Driver Permit Fee.					
420236	Taxi Driver Permit Renewal Fee	572,165	525,978	541,757	(46,187)	15,779
	This line item records taxi revenues from Taxi Driver Permit Renewal Fee.					
420237	Color Scheme Permit-Lease Pymt	0	234,557	241,593	234,557	7,036
	This line item records taxi revenues from Color Scheme Permit-Lease Payment.					
420311	Truck Permits	62,000	57,234	58,951	(4,766)	1,717
	This appropriation is for revenues received from Truck Permit Fee. An "extralegal" vehicle is defined as a vehicle with overall dimensions/weight exceeds those as defined as a legal vehicle in Section 320.5 of the California Vehicle Code (CVC). This Section defines a legal vehicle as a vehicle less than 8.5 feet in width, 65 feet in length, 14 feet in height and up to 34,000 lbs. in weight on any one axle. Therefore, a vehicle traveling on City streets for any distance requires an extralegal permit if one or a combination of the above dimensions/weight is exceeded. Extralegal vehicles are not allowed to travel on City streets during morning and afternoon peak hours. Truck Permit Fee rate is set by California Department of Transportation.					
420330	Neighborhood Parking Permits	11,633,000	15,316,686	15,776,187	3,683,686	459,501
	This line item records revenues from residential parking permit program that was established in 1976 to provide more parking spaces for San Francisco residents by discouraging long-term parking by people who do not live in the area. There are currently 31 residential permit areas in the City and SFMTA issues various types of permits including annual or temporary. A Parking Permit is issued to a license plate number and may only be used with that plate.					
420331	Special Traffic Permit	1,036,000	1,476,178	1,520,463	440,178	44,285
	As described in San Francisco Traffic Code, Section 194, a Special Traffic Permit is required for obstruction of traffic upon a street or sidewalk area by any construction or excavation activities. The Special Traffic Permit fee consists of a permit base fee plus a daily fee per working day for the duration of the permit.					



**San Francisco Municipal Transportation Agency**  
**Revenue By Fund By Account With Narratives**  
 Budget Year 2019 and 2020

Account ID	Account Title	2018 Amended Budget	2019 Adopted Budget	2020 Adopted Budget	2019 Compared to 2018	2020 Compared to 2019
<b>FUND: 22870 MTA SS Op Annual Account Ctrl</b>						
425110	Traffic Fines - Moving	0	3,411,076	3,513,408	3,411,076	102,332
This line item records a portion of the traffic moving violation fine revenues collected and allocated to the SFMTA. It mostly includes fees collected from traffic schools (California Vehicle Code 42007) and the allocation is based on a set formula. This line item replaces Account ID 425111 and 425112 in FY 2019 and FY 2020 budget.						
425111	Red Light Fine-Camera Violtion	1,800,000	0	0	(1,800,000)	0
Red Light Camera Violation is governed by Section 21455.5 of the California Vehicle Code. This line item records revenues from violations captured by cameras installed at street intersections in San Francisco. The fine rate is set and reviewed annually by the Traffic Court of State Judicial Council of California. The SFMTA receives a portion of the fine based on a set formula. In FY 2019 and FY 2020 budget, this line item is replaced by Account ID 425110 Traffic Fines - Moving.						
425112	RedLightFine-PoliceTcktlssunce	650,000	0	0	(650,000)	0
Red Light Camera Violation is governed by Section 21455.5 of the California Vehicle Code. This line item records revenues from citations issued by the San Francisco Police Department. The fine rate is set and reviewed annually by the Traffic Court of State Judicial Council of California. The SFMTA receives a portion of the fine based on a set formula. In FY 2019 and FY 2020 budget, this line item is replaced by Account ID 425110 Traffic Fines - Moving.						
425120	Traffic Fines - Parking	85,367,020	95,274,912	99,801,313	9,907,892	4,526,401
This line item includes revenues from all parking citations issued in the City except for ones issued on the properties of the Port Authority and the Parks and Recreation Department.						
425130	Traffic Fines - Boot Program	1,200,000	1,247,734	1,285,166	47,734	37,432
The SFMTA is responsible for removing illegally parked and abandoned vehicles from City streets. A vehicle with five or more outstanding citations is bootable and towable. Once a vehicle is booted, the registered owner has seventy-two (72) hours to pay the outstanding citations on the vehicle, including any late penalties, in full amount before it is going to be towed. Additionally, to arrange for boot removal, a boot removal fee is charged. This line item records revenues collected from the Boot Removal Fee, with \$505 per boot removal in FY 2019 and \$515 in FY 2020.						
425160	Safe Path Of Travel	24,000	51,088	52,621	27,088	1,533
This line item records revenues collected from citations on violations of Safe Path of Travel program (SPOT). The program focuses on street space, work zone rules, and regulations enforcement that requires maintaining legal and safe road access for pedestrian, transit, bicycle and motor vehicles through and around construction zones on San Francisco streets.						
425306	Taxi Enforcmnt-PermitHoldrFine	75,750	25,181	25,937	(50,569)	756
This line item records revenues collected from taxi permit holding violation fines.						
425920	Penalties	0	618,887	637,454	618,887	18,567
This appropriation is for revenues received from SFMTA's Commuter Shuttle Program including permit fees and penalties on violations.						
430150	Interest Earned - Pooled Cash	836,316	2,439,090	2,512,263	1,602,774	73,173
This line item records interest earned from City's Treasurer pooled funds on cash balances in this fund.						



San Francisco Municipal Transportation Agency  
**Revenue By Fund By Account With Narratives**  
 Budget Year 2019 and 2020

Account ID	Account Title	2018 Amended Budget	2019 Adopted Budget	2020 Adopted Budget	2019 Compared to 2018	2020 Compared to 2019
<b>FUND: 22870 MTA SS Op Annual Account Ctrl</b>						
435110	Parking Meter Collections	22,809,859	15,262,624	15,720,503	(7,547,235)	457,879
This line item is for revenues collected from SFMTA-managed street parking meters.						
435111	Parking Meter Card	5,100,000	3,819,271	3,933,849	(1,280,729)	114,578
This appropriation is for meter revenues received from sales of pre-paid parking meter cards at SFMTA locations or through SFMTA website.						
435113	Construction Parking Meter Fee	1,000,000	1,788,104	1,841,747	788,104	53,643
This line item records fees paid by construction companies and others when they make a parking meter unavailable for public parking.						
435114	Parking Meter Pay By Phone	7,219,553	8,503,795	8,758,909	1,284,242	255,114
This line item records meter revenues collected via Pay-by-Phone program.						
435115	Parking Meter Credit Card	27,610,664	40,108,193	41,267,439	12,497,529	1,159,246
This line item records meter revenues collected from credit card payments.						
435211	Golden Gateway Garage	7,165,739	6,690,106	6,890,810	(475,633)	200,704
This appropriation records parking revenues collected from Golden Gateway Garage, a facility owned by the SFMTA.						
435212	Lombard Garage	863,546	846,420	871,813	(17,126)	25,393
This line item is budgeted for parking revenues generated from Lombard Garage. The facility is owned by the SFMTA but the land belongs to the San Francisco Unified School District and is leased to the SFMTA. Revenue generated at this location is split 57:43 between the SFMTA and the School District by agreement.						
435213	Mission Bartlett Garage	2,668,718	2,437,941	2,511,079	(230,777)	73,138
This budget is for parking revenues collected from Mission Bartlett Garage, a facility owned by the SFMTA.						
435214	Moscone Center Garage	4,015,827	3,590,527	3,698,243	(425,300)	107,716
This appropriation records parking revenues collected from Moscone Center Garage, a facility owned by the SFMTA.						
435215	Performing Arts Garage	4,108,693	4,151,547	4,276,093	42,854	124,546
This line item is budgeted for parking revenues collected from Performing Arts Garage, a facility owned by the SFMTA.						
435216	Polk-Bush Garage	693,839	744,126	766,450	50,287	22,324
This appropriation is budgeted for parking revenues generated from Polk Bush Garage, a facility owned by the SFMTA.						



San Francisco Municipal Transportation Agency  
**Revenue By Fund By Account With Narratives**  
 Budget Year 2019 and 2020

Account ID	Account Title	2018 Amended Budget	2019 Adopted Budget	2020 Adopted Budget	2019 Compared to 2018	2020 Compared to 2019
<b>FUND: 22870 MTA SS Op Annual Account Ctrl</b>						
435217	Seventh & Harrison Lot	386,203	430,391	443,303	44,188	12,912
	Seventh & Harrison Parking Lot is owned by Caltrans but is leased to the City. The lot is managed by a private contractor and is open to the public for parking. This line item records revenues collected from the lot.					
435218	St. Mary's Garage	2,612,433	2,591,713	2,669,464	(20,720)	77,751
	St. Mary's Square garage is jointly owned by the Recreation and Park Department and the SFMTA. Revenue generated at this location is split 50:50 between the two departments.					
435220	Vallejo St. Garage	980,508	951,810	980,364	(28,698)	28,554
	This line item is budgeted for parking revenues generated from Vallejo Street Garage, a facility owned by the SFMTA.					
435221	North Beach Garage	1,661,574	1,717,167	1,768,683	55,593	51,516
	This line item records parking revenue generated from North Beach Garage, a facility owned by the SFMTA.					
435223	Sutter-Stockton Garage	8,066,255	10,900,000	11,175,000	2,833,745	275,000
	This appropriation records parking revenues collected from Sutter Stockton Garage, a facility owned by the SFMTA.					
435227	SFGH Campus Garage	4,120,153	4,187,294	4,312,913	67,141	125,619
	This appropriation is budgeted for parking revenues generated from San Francisco General Hospital Garage, a facility owned by the SFMTA.					
435230	Lombard - Retail	384,408	349,452	359,936	(34,956)	10,484
	This line item is budgeted for rental fees paid by retail businesses at this location. The property is owned by the San Francisco Unified School District but leased to the SFMTA. Revenues generated at this location is split 57:43 between the SFMTA and the School District by agreement.					
435232	Employee Parking	51,000	0	0	(51,000)	0
	The SFMTA Board voted in FY 2011 to eliminate all free reserved on-street and garage parking and free permit parking spaces for employees driving City vehicles or vehicles from other government agencies and to replace them with paid parking spaces. This line item was budgeted to record revenues from SFMTA employee parking. In FY 2019 and FY 2020, revenues will be recorded under Account ID 435235.					
435233	16Th & Hoff Parking Garage Rev	685,008	694,369	715,201	9,361	20,832
	This appropriation is budgeted for parking revenues generated from 16th & Hoff Garage, a facility owned by the SFMTA.					
435235	Emplye Parking-Oth City Depts	1,100,000	1,770,523	1,823,638	670,523	53,115
	The SFMTA Board voted in FY 2011 to eliminate all free reserved on-street and garage parking and free permit parking spaces for employees driving City vehicles or vehicles from other government agencies and to replace them with paid parking spaces. This appropriation is for revenues collected from City vehicle parking permits sold to other City departments or government agencies using SFMTA managed parking spaces.					





**San Francisco Municipal Transportation Agency**  
**Revenue By Fund By Account With Narratives**  
 Budget Year 2019 and 2020

Account ID	Account Title	2018 Amended Budget	2019 Adopted Budget	2020 Adopted Budget	2019 Compared to 2018	2020 Compared to 2019
<b>FUND: 22870 MTA SS Op Annual Account Ctrl</b>						
435241	Moscone Retail	52,342	115,488	118,953	63,146	3,465
	Moscone Garage commercial space is owned by the SFMTA. The space is currently leased to retail businesses that pay rental fees to the SFMTA based on agreement.					
435242	Performing Arts Retail	181,566	171,543	176,689	(10,023)	5,146
	Performing Arts Commercial space is owned by the SFMTA. The space is currently leased to retail businesses that pay rental fees to the SFMTA based on agreement. The SFMTA also receives rental income from mobile phone antenna leases at this location.					
435249	Japan Center Garages	2,426,756	1,789,748	1,843,440	(637,008)	53,692
	This appropriation is to record net parking revenues generated from Japan Center Garage, a facility owned by the SFMTA but leased to the Japan Center Parking Corporation.					
435282	5Th & Mission Garage	21,486,575	19,515,564	20,101,031	(1,971,011)	585,467
	This appropriation records parking revenues collected from 5th & Mission Garage, a facility owned by the SFMTA.					
435283	Ellis-O'Farrell Garage	5,595,836	5,511,414	5,676,756	(84,422)	165,342
	This appropriation records parking revenues collected from Ellis O'Farrell Garage, a facility owned by the SFMTA.					
435284	Polk Bush Retail	100,485	121,612	125,260	21,127	3,648
	Polk Bush Commercial space is owned by the SFMTA. The space is currently leased to retail businesses that pay rental fees to the SFMTA based on agreements.					
435285	Vallejo Retail	156,568	192,738	198,521	36,170	5,783
	Vallejo Street Commercial space is owned by the SFMTA. The SFMTA receives rental income from mobile phone antenna leases at this location.					
435286	Sutter-Stockton Retail	0	1,133,841	1,164,856	1,133,841	31,015
	Sutter Stockton Commercial space is owned by the SFMTA. The SFMTA receives rental income from retail businesses based on agreement.					
435288	Golden Gateway Garage-Commercl	82,249	95,559	98,426	13,310	2,867
	Golden Gateway Commercial space is owned by the SFMTA. The SFMTA receives rental income from a mobile phone antenna lease at this location.					
435289	Pierce Street Garage-Commercl	85,214	65,482	67,446	(19,732)	1,964
	Pierce Garage commercial space is owned by the SFMTA. The SFMTA receives rental income from a mobile phone antenna lease at this location.					
435290	SFGH Garage-Commerical	131,536	75,500	77,765	(56,036)	2,265
	SFGH commercial space is owned by the SFMTA. The SFMTA receives rental income from mobile phone antenna leases at this location.					



San Francisco Municipal Transportation Agency  
**Revenue By Fund By Account With Narratives**  
 Budget Year 2019 and 2020

Account ID	Account Title	2018 Amended Budget	2019 Adopted Budget	2020 Adopted Budget	2019 Compared to 2018	2020 Compared to 2019
<b>FUND: 22870 MTA SS Op Annual Account Ctrl</b>						
435291	Saint Mary's Sq Garge-Commercl	23,601	15,693	16,164	(7,908)	471
	St. Mary's Square Garage Commercial space is owned 50:50 by the SFMTA and the Recreation and Park Department. The space is currently leased to retail businesses that pay rental fees to the SFMTA based on agreement.					
435292	5Th & Mission Garage-Commercl	1,426,782	1,493,198	1,537,994	66,416	44,796
	5th & Mission Garage Commercial space is owned by the SFMTA. The space is currently leased to retail businesses that pay rental fees to the SFMTA based on agreement.					
435293	Ellis-O'Farrel Garage-Commercl	865,738	880,889	907,316	15,151	26,427
	Ellis O'Farrell Garage Commercial space is owned by the SFMTA. The space is currently leased to retail businesses that pay rental fees to the SFMTA based on agreement.					
460169	Curb Painting Fees	816,000	1,285,975	1,145,926	469,975	(140,049)
	Residents, organizations, and business owners apply for various colored curb parking designations as authorized by the California Vehicle Code. The SFMTA administers the program including application reviews, on-site inspections, and curb painting services. A service fee is charged for staff time and material costs and this line item records revenues collected from this program.					
460170	Temporary Sign Fees	1,836,000	2,338,727	2,021,887	502,727	(316,840)
	The SFMTA charge a fee for posting no-parking signs for special events, film production, and residential or commercial moves at the request of the public or business entities.					
460199	Other General Government Chrge	153,000	853,520	879,125	700,520	25,605
	This line item records revenues collected from Restore Marking Program that remove or restore street markings.					
460652	Street Closing Fee	100,000	252,893	260,480	152,893	7,587
	Temporary Street Closing Fee is governed by Article 6, Section 6.2 (a) of the San Francisco Transportation Code. Any person seeking permission for the temporary use or occupancy of a public street within the City is required to file an application with, and on a form provided by, the SFMTA, and shall pay a permit fee approved by the SFMTA Board of Directors. Fee rates are based on type of events, the number of street blocks for closure, and the number of days a notice is given in advance.					
460688	Abandoned Vehicle Fee	500,000	500,000	500,000	0	0
	California Vehicle Code Sections 9250.7 and 22710 provide for the establishment of a Service Authority for the Abatement of Abandoned Vehicles ("Service Authority") and the imposition of a one-dollar AVA fee, to be added to vehicle registration fee, to pay for the abatement of abandoned vehicles. The California DMV collects a \$1 fee per vehicle registered with an address in the City and County of San Francisco and remits the collected amount quarterly to the City.					



San Francisco Municipal Transportation Agency  
**Revenue By Fund By Account With Narratives**  
 Budget Year 2019 and 2020

Account ID	Account Title	2018 Amended Budget	2019 Adopted Budget	2020 Adopted Budget	2019 Compared to 2018	2020 Compared to 2019
<b>FUND: 22870 MTA SS Op Annual Account Ctrl</b>						
460689	Tow Surcharge Fee	19,371,000	21,418,380	22,060,932	2,047,380	642,552
The SFMTA is responsible for efficiently controlling and removing illegally parked and abandoned vehicles to maximize on-street parking, manage traffic congestion, and maintain clean, safe and functional streets for the public's use. Towing services have been contracted out since 1987 and currently the Agency is in a 5-year contract with AutoReturn, a private contractor who collects all fees associated with towing, storage, sales and release of vehicles on behalf of the SFMTA. The SFMTA reimburses the contractor for services through a monthly management fee and variable per vehicle fees for towing, transfer, and lien/auction expenses.						
460699	Other Public Safety Charges	160,000	150,000	150,000	(10,000)	0
This line item records miscellaneous revenues related to towing services.						
469901	Customer Svc Transaction Fees	0	149,041	153,512	149,041	4,471
This appropriation is for fee revenues collected from either online or in-person customer services provided by the SFMTA.						
469912	Miscellaneous Taxi Revenues	150,000	0	0	(150,000)	0
This line item records miscellaneous taxi revenues. Budget is adjusted for FY 2019 and FY 2020 based on projections.						
469999	Other Operating Revenue	5,000	0	0	(5,000)	0
This line item records miscellaneous parking revenues. Budget is adjusted for FY 2019 and FY 2020 based on projections.						
486020	Exp Rec Fr Airport (AAO)	40,000	0	0	(40,000)	0
This line item was budgeted for a work order recovery from San Francisco Airport for taxi investigator training services provided by the SFMTA Taxi & Accessible Service Division. The service is no longer needed in FY 2019 and FY 2020.						
486150	Exp Rec Fr Adm (AAO)	150,000	150,000	150,000	0	0
This line item records a work order recovery for traffic control services provided by Parking Control Officers during business conventions held at Moscone Center.						
486500	Exp Rec Fr Police Comssn AAO	10,000	10,000	10,000	0	0
This line item records a work order recovery for traffic signs provided by Sustainable Streets Division's sign shop for San Francisco Police Department's Neighborhood Safety Program.						
486530	Exp Rec Fr Port Commission AAO	1,134,000	1,144,600	1,144,600	10,600	0
This line item records a work order recovery from Port of San Francisco for providing parking enforcement and maintenance services for meters located on Port properties.						
486560	Exp Rec Fr Public Works (AAO)	5,000	5,000	5,000	0	0
This line item records a work order recovery from Department of Public Works (DPW) for providing the following services: installation and replacement of street signs requested by DPW's Street Cleaning Unit.						



San Francisco Municipal Transportation Agency  
**Revenue By Fund By Account With Narratives**  
 Budget Year 2019 and 2020

Account ID	Account Title	2018 Amended Budget	2019 Adopted Budget	2020 Adopted Budget	2019 Compared to 2018	2020 Compared to 2019
<b>FUND: 22870 MTA SS Op Annual Account Ctrl</b>						
486610	Exp Rec Fr Registrar Of Votr AAO	57,000	59,000	114,733	2,000	55,733
This line item records a work order recovery from Elections Office for ballot transporting service provided by SMTA Parking Enforcement Unit during election time .						
492001	CTI Fr 1G-General Fund	85,520,000	91,720,000	93,250,000	6,200,000	1,530,000
This appropriation reflects the General Fund support from the City to the SFMTA. Based on the provisions of the City Charter, the Agency receives on an annual basis a transfer from City's General Fund. The transfer is calculated by the Controller's Office starting with a base amount with an adjustment for the projected percentage increase or decrease in City's discretionary and unrestricted revenues.						
493001	OTI Fr 1G-General Fund	0	0	3,873,110	0	3,873,110
This line item is a transfer of fund from the City with funding source from Mission Bay Transportation Improvement Fund. It will support SFMTA's enforcement operation around Warriors/Mission Bay Lines anticipated in FY 2020.						
493011	OTI Fr 2S/GTF-Gasoline Tax Fd	3,098,525	3,098,525	3,098,525	0	0
This fund transfer is a portion of gasoline tax revenues collected and allocated to the SFMTA.						
493034	OTI Fr 5P-Port of SanFrancisco	1,050,000	1,050,000	1,050,000	0	0
This item is a fund transfer from San Francisco Port. It funds daily traffic control services provided by SFMTA Parking Control Officers on Port's properties.						
499999	Beg Fund Balance - Budget Only	22,853,674	7,000,000	19,000,000	(15,853,674)	12,000,000
This line item reflects appropriated fund balance in this fund for FY 2019 and FY 2020. Fund balance is used to support either operating expenses or to fund one-time current capital projects through fund transfers.						
<b>TOTAL: MTA SS Op Annual Account Ctrl</b>		<b>384,552,402</b>	<b>396,191,519</b>	<b>423,389,365</b>	<b>11,639,117</b>	<b>27,197,846</b>
<b>FUND: 22890 MTA SS ContinuingAuthorityCtrl</b>						
486560	Exp Rec Fr Public Works (AAO)	140,000	0	0	(140,000)	0
This line item records a work order recovery from Department of Public Works (DPW) for providing the following services: installation and replacement of street signs requested by DPW's Street Cleaning Unit; a pass-through Vision Zero cost recovery.						
493001	OTI Fr 1G-General Fund	536,000	582,000	250,000	46,000	(332,000)
This City fund transfer includes two budget addbacks for FY 2019 by the Board of Supervisors to fund a project in District 5 and Vision Zero projects in District 7. It also includes a transfer for the Lombard Tolling Study and Planning project in FY 2019 and FY 2020.						
499999	Beg Fund Balance - Budget Only	5,165,220	4,912,000	0	(253,220)	(4,912,000)
This line item reflects appropriated fund balance in this fund for FY 2019 and FY 2020. Fund balance is used to support either operating expenses or to fund one-time current capital projects through fund transfers.						



San Francisco Municipal Transportation Agency  
**Revenue By Fund By Account With Narratives**  
 Budget Year 2019 and 2020

Account ID	Account Title	2018 Amended Budget	2019 Adopted Budget	2020 Adopted Budget	2019 Compared to 2018	2020 Compared to 2019
<b>FUND: 22890 MTA SS ContinuingAuthorityCtrl</b>						
<b>TOTAL: MTA SS ContinuingAuthorityCtrl</b>		<b>5,841,220</b>	<b>5,494,000</b>	<b>250,000</b>	<b>(347,220)</b>	<b>(5,244,000)</b>
<b>FUND: 22940 MTA SS CAP REVBD 2012B</b>						
430150	Interest Earned - Pooled Cash	0	142,528	0	142,528	(142,528)
This line item records interest earned from City's Treasurer pooled funds on cash balances in this fund.						
<b>TOTAL: MTA SS CAP REVBD 2012B</b>		<b>0</b>	<b>142,528</b>	<b>0</b>	<b>142,528</b>	<b>(142,528)</b>
<b>FUND: 22950 MTA SS CAP REVBD 2013A</b>						
430150	Interest Earned - Pooled Cash	0	410,528	0	410,528	(410,528)
This line item records interest earned from City's Treasurer pooled funds on cash balances in this fund.						
<b>TOTAL: MTA SS CAP REVBD 2013A</b>		<b>0</b>	<b>410,528</b>	<b>0</b>	<b>410,528</b>	<b>(410,528)</b>
<b>FUND: 22960 MTA SS CAP REVBD 2014A</b>						
430150	Interest Earned - Pooled Cash	0	1,290,518	0	1,290,518	(1,290,518)
This line item records interest earned from City's Treasurer pooled funds on cash balances in this fund.						
<b>TOTAL: MTA SS CAP REVBD 2014A</b>		<b>0</b>	<b>1,290,518</b>	<b>0</b>	<b>1,290,518</b>	<b>(1,290,518)</b>
<b>FUND: 23000 MTA SS CAP DEV IMPACT PRJ</b>						
475414	Transit Sustainability Fee	66,271	563,956	871,093	497,685	307,137
This appropriation reflects revenues collected from Transit Sustainability Fee and allocated to this fund. The City has been collecting development fees to offset transportation impacts assessed on commercial development, which is called the Transportation Impact Development Fee (TIDF). The Transit Sustainability Fee now includes the TIDF and is extended to market-rate residential development. The fee revenues are used to fund various transit capital improvement projects.						
475415	Community ImprovementImpactFee	2,758,000	580,000	2,369,000	(2,178,000)	1,789,000
This line item records revenues collected from Community Improvement Impact Fee and allocated to this fund. The revenue is restricted in use to support various one-time capital infrastructure improvement projects.						
<b>TOTAL: MTA SS CAP DEV IMPACT PRJ</b>		<b>2,824,271</b>	<b>1,143,956</b>	<b>3,240,093</b>	<b>(1,680,315)</b>	<b>2,096,137</b>
<b>FUND: 23035 MTA SS CAP Projects Prop B Fun</b>						



San Francisco Municipal Transportation Agency  
**Revenue By Fund By Account With Narratives**  
 Budget Year 2019 and 2020

Account ID	Account Title	2018 Amended Budget	2019 Adopted Budget	2020 Adopted Budget	2019 Compared to 2018	2020 Compared to 2019
<b>FUND: 23035 MTA SS CAP Projects Prop B Fun</b>						
412601	CTI Fr 1G-GF ForMTA Populn BL	0	12,730,000	13,840,000	12,730,000	1,110,000
Proposition B passed by the voters in November 2014 requires the General Fund Support Baseline to SFMTA be adjusted annually to reflect the greater of night time or daytime population growth in the City. This line item represents the additional General Fund Baseline transfer to this fund based on the projected population growth.						
<b>TOTAL: MTA SS CAP Projects Prop B Fun</b>		<b>0</b>	<b>12,730,000</b>	<b>13,840,000</b>	<b>12,730,000</b>	<b>1,110,000</b>
<b>FUND: 23040 MTA SS CAP OTHER-FUNDED PRJ</b>						
412601	CTI Fr 1G-GF ForMTA Populn BL	9,770,000	0	0	(9,770,000)	0
Proposition B passed by the voters in November 2014 requires the General Fund Support Baseline to SFMTA be adjusted annually to reflect the greater of night time or daytime population growth in the City. This line item represents the additional General Fund Baseline transfer to this fund based on the projected population growth.						
<b>TOTAL: MTA SS CAP OTHER-FUNDED PRJ</b>		<b>9,770,000</b>	<b>0</b>	<b>0</b>	<b>(9,770,000)</b>	<b>0</b>
<b>SFMTA Totals</b>		<b>1,183,468,406</b>	<b>1,217,463,609</b>	<b>1,274,430,572</b>	<b>33,995,203</b>	<b>56,966,963</b>



# EXPENDITURE



San Francisco Municipal Transportation Agency  
**Expenditure By Account**  
 Budget Year 2019 and 2020

Account ID	Account Title	2018 Amended Budget	2019 Adopted Budget	2020 Adopted Budget	2019 Compared to 2018	2020 Compared to 2019
501010	Perm Salaries-Misc-Regular	416,929,545	446,476,085	460,188,326	29,546,540 7.1%	13,712,241 3.1%
501070	Holiday Pay - Misc	4,070,258	4,070,258	4,070,258	0 0.0%	0 0.0%
503080	Platform-Performance Incentive	1,349,752	1,349,752	1,349,752	0 0.0%	0 0.0%
509010	Premium Pay - Misc	12,690,251	12,690,251	12,690,251	0 0.0%	0 0.0%
510210	Ret Payout - SP & Vac - Misc	1,412,627	1,412,627	1,412,627	0 0.0%	0 0.0%
511010	Overtime - Scheduled Misc	33,304,062	33,267,760	33,284,966	(36,302) -0.1%	17,206 0.1%
511060	Overtime - Unsched Misc	3,594,253	3,594,253	3,594,253	0 0.0%	0 0.0%
513010	Retire City Misc	78,569,112	83,559,090	85,819,555	4,989,978 6.4%	2,260,465 2.7%
514010	Social Security (Oasdi & Hi)	29,054,539	30,850,400	31,756,376	1,795,861 6.2%	905,976 2.9%
514020	Social Sec-Medicare(HI Only)	6,863,583	7,291,517	7,490,555	427,934 6.2%	199,038 2.7%
515010	Health Service-City Match	14,243,627	15,343,949	16,766,835	1,100,322 7.7%	1,422,886 9.3%
515020	Retiree Health-Match-Prop B	2,392,434	2,633,871	2,945,759	241,437 10.1%	311,888 11.8%
515030	RetireeHlthCare-CityMatchPropC	1,325,849	1,948,014	2,334,496	622,165 46.9%	386,482 19.8%
515510	Health Service-Admin Cost	1,362,622	1,411,733	1,429,477	49,111 3.6%	17,744 1.3%
515610	Health Service-Retiree Subsidy	32,049,894	33,139,591	34,713,721	1,089,697 3.4%	1,574,130 4.7%
515710	Dependent Coverage	54,517,493	58,788,070	64,360,599	4,270,577 7.8%	5,572,529 9.5%
516000	Dental Coverage - Budget	613,141	0	0	(613,141) -100.0%	0 0.0%
516010	Dental Coverage	7,528,774	7,547,154	7,739,429	18,380 0.2%	192,275 2.5%
517010	Unemployment Insurance	1,278,064	1,357,695	1,394,837	79,631 6.2%	37,142 2.7%
519110	Flexible Benefit Package	495,993	616,705	661,620	120,712 24.3%	44,915 7.3%
519120	Long Term Disability Insurance	733,244	793,515	833,575	60,271 8.2%	40,060 5.0%
519130	Life Insurance	46,096	46,096	46,096	0 0.0%	0 0.0%
519990	Other Fringe Benefits	8,336,819	485,970	27,485,820	(7,850,849) -94.2%	26,999,850 5555.9%
520010	Indirect Cost Reimbursement	417,521	340,695	340,695	(76,826) -18.4%	0 0.0%
520100	Overhead Recovery	(136,782,262)	(134,625,795)	(137,256,037)	2,156,467 -1.6%	(2,630,242) 2.0%





San Francisco Municipal Transportation Agency  
**Expenditure By Account**  
 Budget Year 2019 and 2020

Account ID	Account Title	2018 Amended Budget	2019 Adopted Budget	2020 Adopted Budget	2019 Compared to 2018		2020 Compared to 2019	
520190	Department Overhead	136,782,262	134,625,795	137,256,037	(2,156,467)	-1.6%	2,630,242	2.0%
520990	Other Overhead Charges	80,683	80,683	80,683	0	0.0%	0	0.0%
521000	Travel-Budget	18,060	13,160	13,160	(4,900)	-27.1%	0	0.0%
521010	Travel Costs Paid To Employees	3,279	1,000	1,000	(2,279)	-69.5%	0	0.0%
521020	Travel Costs Paid To Vendors	8,588	8,110	8,110	(478)	-5.6%	0	0.0%
521030	Air Travel - Employees	53,037	51,474	51,474	(1,563)	-2.9%	0	0.0%
521050	Non-Air Travel - Employees	72,826	87,633	87,633	14,807	20.3%	0	0.0%
522000	Training - Budget	7,000	7,000	7,000	0	0.0%	0	0.0%
522010	Training Costs Paid To Empl	43,558	44,075	44,075	517	1.2%	0	0.0%
522020	Training Costs Paid To Vendors	563,707	920,856	920,856	357,149	63.4%	0	0.0%
523010	Auto Mileage	3,134	3,301	3,301	167	5.3%	0	0.0%
523020	Local Field Exp	1,064	1,215	1,215	151	14.2%	0	0.0%
523050	Employee Recognition	16,167	15,167	15,167	(1,000)	-6.2%	0	0.0%
524010	Membership Fees	209,868	247,522	247,522	37,654	17.9%	0	0.0%
525010	Promotional & Entertainmt Exp	56,192	77,627	77,627	21,435	38.1%	0	0.0%
526010	Arbitrators	5,883	5,883	5,883	0	0.0%	0	0.0%
526610	Interpreters	28,153	28,653	28,653	500	1.8%	0	0.0%
526990	Other Fees	103,715	103,038	103,038	(677)	-0.7%	0	0.0%
527000	Prof & Specialized Svcs-Bdgt	1,366,648	1,071,783	1,084,772	(294,865)	-21.6%	12,989	1.2%
527030	Transportation Services	1,000,000	1,000,000	1,000,000	0	0.0%	0	0.0%
527040	Construction Contracts	50,000	13,477	13,477	(36,523)	-73.0%	0	0.0%
527210	Auditing & Accounting	425,203	425,203	425,203	0	0.0%	0	0.0%
527510	Management Consulting Services	1,000,000	1,000,000	1,000,000	0	0.0%	0	0.0%
527610	Systems Consulting Services	19,945	19,945	19,945	0	0.0%	0	0.0%
527830	Stipends	47,452	27,452	27,452	(20,000)	-42.1%	0	0.0%



San Francisco Municipal Transportation Agency  
**Expenditure By Account**  
 Budget Year 2019 and 2020

Account ID	Account Title	2018 Amended Budget	2019 Adopted Budget	2020 Adopted Budget	2019 Compared to 2018		2020 Compared to 2019	
527890	Other Medical Services	278,669	278,669	278,669	0	0.0%	0	0.0%
527990	Other Professional Services	82,275,052	78,950,031	80,152,902	(3,325,021)	-4.0%	1,202,871	1.5%
528010	Scavenger Services	770,504	768,505	768,505	(1,999)	-0.3%	0	0.0%
528020	Janitorial Services	58,765	142,765	142,765	84,000	142.9%	0	0.0%
528030	Pest Control	152,804	222,804	222,804	70,000	45.8%	0	0.0%
528050	Grounds Maintenance	3,072	3,072	3,072	0	0.0%	0	0.0%
528110	Security	5,449,099	6,209,846	6,251,133	760,747	14.0%	41,287	0.7%
528990	Other Bldg Maint Svcs	1,490,074	1,505,074	1,505,074	15,000	1.0%	0	0.0%
529110	Dp-Wp Equipment Maint	475,000	225,000	225,000	(250,000)	-52.6%	0	0.0%
529210	Veh Maint (Non Central Shops)	1,662,210	1,492,210	1,492,210	(170,000)	-10.2%	0	0.0%
529310	Office Equip Maint	5,365	5,365	5,365	0	0.0%	0	0.0%
529510	Construction Equip Maint	1,000	1,000	1,000	0	0.0%	0	0.0%
529990	Other Equip Maint	2,887,650	4,153,089	4,253,089	1,265,439	43.8%	100,000	2.4%
530110	Property Rent	9,773,908	15,534,560	15,943,030	5,760,652	58.9%	408,470	2.6%
530210	Garage Rent	246,559	210,899	223,673	(35,660)	-14.5%	12,774	6.1%
530310	Misc Facilities Rental	2,827,927	2,138,069	2,159,643	(689,858)	-24.4%	21,574	1.0%
531000	Rents & Leases-Equipment-Bdgt	365,000	365,000	365,000	0	0.0%	0	0.0%
531110	Data Processing Equip Rental	660,000	160,000	160,000	(500,000)	-75.8%	0	0.0%
531220	Tire Rent	2,132,122	2,132,122	2,132,122	0	0.0%	0	0.0%
531310	Office Machine Rental	24,535	24,535	24,535	0	0.0%	0	0.0%
531350	Reproduction Copier Store Prog	313,375	270,804	270,804	(42,571)	-13.6%	0	0.0%
531990	Other Equipment Rentals	114,504	114,504	114,504	0	0.0%	0	0.0%
532410	Telephone Chrgs-Non Work Order	12,096	9,014	9,014	(3,082)	-25.5%	0	0.0%
535110	Cleaning Laundry	348,083	348,271	348,271	188	0.1%	0	0.0%
535210	Freight-Delivery	47,939	34,759	34,759	(13,180)	-27.5%	0	0.0%



San Francisco Municipal Transportation Agency  
**Expenditure By Account**  
 Budget Year 2019 and 2020

Account ID	Account Title	2018 Amended Budget	2019 Adopted Budget	2020 Adopted Budget	2019 Compared to 2018		2020 Compared to 2019	
535310	Graphics	50,000	50,000	50,000	0	0.0%	0	0.0%
535510	Copy Machine	15,331	15,331	15,331	0	0.0%	0	0.0%
535520	Printing	562,145	535,390	535,390	(26,755)	-4.8%	0	0.0%
535610	Postage	1,548	1,595	1,595	47	3.0%	0	0.0%
535710	Subscriptions	35,816	34,534	34,534	(1,282)	-3.6%	0	0.0%
535810	Advertising	126,353	124,741	124,741	(1,612)	-1.3%	0	0.0%
535910	Paratransit Contract Expense	25,214,646	28,660,216	30,088,168	3,445,570	13.7%	1,427,952	5.0%
535930	Bank Service Fee	2,232	2,232	2,232	0	0.0%	0	0.0%
535950	Credit Card Processing Fees	1,718,766	4,783,055	5,140,484	3,064,289	178.3%	357,429	7.5%
535960	Software Licensing Fees	4,136,234	2,840,909	2,848,109	(1,295,325)	-31.3%	7,200	0.3%
535990	Other Current Expenses	2,050,362	1,520,211	2,980,829	(530,151)	-25.9%	1,460,618	96.1%
540000	Materials & Supplies-Budget	8,458,347	2,064,937	2,066,480	(6,393,410)	-75.6%	1,543	0.1%
542110	Electrical	1,727,618	1,657,067	1,657,067	(70,551)	-4.1%	0	0.0%
542210	Hardware	1,180,729	934,641	934,641	(246,088)	-20.8%	0	0.0%
542310	Lighting	26,301	11,301	11,301	(15,000)	-57.0%	0	0.0%
542410	Lumber	51,981	51,981	51,981	0	0.0%	0	0.0%
542510	Painters Supplies	865,995	1,172,138	1,172,138	306,143	35.4%	0	0.0%
542610	Plumbing Supplies	103,713	72,274	72,274	(31,439)	-30.3%	0	0.0%
542810	Small Tools And Intruments	874,814	936,942	936,942	62,128	7.1%	0	0.0%
542980	Other Construction Materials	1,163,882	1,157,222	1,157,222	(6,660)	-0.6%	0	0.0%
542990	Other Bldg Maint Supplies	499,498	484,498	484,498	(15,000)	-3.0%	0	0.0%
543210	Rail Vehicle Supplies	5,814,299	6,561,299	6,561,299	747,000	12.8%	0	0.0%
543310	Vehicle Parts-Supplies	15,192,818	12,369,044	11,645,589	(2,823,774)	-18.6%	(723,455)	-5.8%
543410	Communication Supplies	103,570	112,070	112,370	8,500	8.2%	300	0.3%
543990	Other Equipment Maint Supplies	4,775,061	4,762,402	4,762,402	(12,659)	-0.3%	0	0.0%



San Francisco Municipal Transportation Agency  
**Expenditure By Account**  
 Budget Year 2019 and 2020

Account ID	Account Title	2018 Amended Budget	2019 Adopted Budget	2020 Adopted Budget	2019 Compared to 2018		2020 Compared to 2019	
544310	Laboratory Supplies	2,001	2,001	2,001	0	0.0%	0	0.0%
544930	Cleaning Supplies	9,649	4,733	4,733	(4,916)	-50.9%	0	0.0%
544990	Other Hosp, Clinics&Lab Supply	1,935	1,706	1,706	(229)	-11.8%	0	0.0%
545110	Fire Fighting Rescue Supplies	2,034	2,034	2,034	0	0.0%	0	0.0%
545310	Uniforms	1,722,820	2,077,958	2,077,958	355,138	20.6%	0	0.0%
545990	Other Safety Expenses	1,428,918	1,449,941	1,449,927	21,023	1.5%	(14)	0.0%
546990	Food	64,120	64,120	64,120	0	0.0%	0	0.0%
547990	Fuels & Lubricants	18,280,245	11,344,662	11,344,662	(6,935,583)	-37.9%	0	0.0%
549210	Data Processing Supplies	714,588	682,692	612,445	(31,896)	-4.5%	(70,247)	-10.3%
549250	Minor Data Processing Equipmnt	365,614	364,614	364,614	(1,000)	-0.3%	0	0.0%
549310	Forms	720,447	468,914	468,914	(251,533)	-34.9%	0	0.0%
549410	Minor Furnishings	144,495	111,211	111,211	(33,284)	-23.0%	0	0.0%
549500	Office Supply-Citywide Contrac	238,146	261,132	261,132	22,986	9.7%	0	0.0%
549510	Other Office Supplies	189,094	215,187	215,187	26,093	13.8%	0	0.0%
549750	Books - Non Library Only	1,000	0	0	(1,000)	-100.0%	0	0.0%
549770	Audio-Visual Equipt&Suppl-5K&<	17,817	17,817	17,817	0	0.0%	0	0.0%
549990	Other Materials & Supplies	13,493,089	22,349,068	28,998,813	8,855,979	65.6%	6,649,745	29.8%
550010	Eqpmnt(5KOr_-Controlled Asset)	1,928,718	913,018	913,018	(1,015,700)	-52.7%	0	0.0%
551110	Insurance Expense	3,337,799	3,327,799	3,327,799	(10,000)	-0.3%	0	0.0%
551140	Workers' Comp-Med Emplye Reimb	19,256,528	22,989,795	23,626,305	3,733,267	19.4%	636,510	2.8%
552000	Taxes, Licenses & Permits-Bdgt	18,000	6,500	6,500	(11,500)	-63.9%	0	0.0%
552110	Taxes	9,935,052	12,248,646	12,258,646	2,313,594	23.3%	10,000	0.1%
552210	Fees Licenses Permits	372,540	358,278	358,278	(14,262)	-3.8%	0	0.0%
552410	Payments To Other Govt	22,625,648	18,047,634	19,127,634	(4,578,014)	-20.2%	1,080,000	6.0%
553110	Judgements - Claims	11,919,603	11,919,603	11,919,603	0	0.0%	0	0.0%



San Francisco Municipal Transportation Agency  
**Expenditure By Account**  
 Budget Year 2019 and 2020

Account ID	Account Title	2018 Amended Budget	2019 Adopted Budget	2020 Adopted Budget	2019 Compared to 2018		2020 Compared to 2019	
554140	Interest Expense - Arbitration	30,078	30,078	30,078	0	0.0%	0	0.0%
560290	Automotive & Other Vehicles	9,975,960	0	0	(9,975,960)	-100.0%	0	0.0%
560610	Data Processing Equipment	4,044,731	0	0	(4,044,731)	-100.0%	0	0.0%
560990	Other Equipment	2,959,032	0	0	(2,959,032)	-100.0%	0	0.0%
567000	Bldgs,Struct&Imprv Proj-Budget	95,895,952	100,837,463	89,447,483	4,941,511	5.2%	(11,389,980)	-11.3%
571110	Bond Redemption	24,784,287	25,913,315	25,915,831	1,129,028	4.6%	2,516	0.0%
579020	MTA Deptmntl OH Cost Recovery	(17,799,398)	(17,799,398)	(17,799,398)	0	0.0%	0	0.0%
579030	MTA Division OH Cost Recovery	(8,499,511)	(7,344,509)	(7,459,257)	1,155,002	-13.6%	(114,748)	1.6%
579050	MTA Overhead Cost Recovery	(9,100,000)	(9,331,327)	(9,259,242)	(231,327)	2.5%	72,085	-0.8%
579990	Allocated Chrgs-Spec Sources	(1,663,066)	(1,663,066)	(1,663,066)	0	0.0%	0	0.0%
581051	GF-PUC-Light Heat & Power	9,114,735	8,727,068	9,581,848	(387,667)	-4.3%	854,780	9.8%
581063	PUC Sewer Service Charges	223,123	218,810	232,600	(4,313)	-1.9%	13,790	6.3%
581064	Ef-PUC-Water Charges	311,058	333,600	361,000	22,542	7.2%	27,400	8.2%
581066	Sr-DPW-Architecture	485,000	535,000	551,975	50,000	10.3%	16,975	3.2%
581067	Sr-DPW-Building Repair	205,000	212,175	219,601	7,175	3.5%	7,426	3.5%
581068	Sr-DPW-Street Cleaning	1,058,409	1,621,954	1,678,722	563,545	53.2%	56,768	3.5%
581069	Sr-DPW-Street Use & Mapping	225,000	150,000	155,250	(75,000)	-33.3%	5,250	3.5%
581070	GF-Board Of Supervisors	35,318	35,318	35,318	0	0.0%	0	0.0%
581073	Sr-DPW-General Administration	22,587	22,587	23,378	0	0.0%	791	3.5%
581078	Sr-DPW-Street Repair	25,000	25,000	25,000	0	0.0%	0	0.0%
581081	Sr-DPW-Urban Forestry	50,000	60,000	62,050	10,000	20.0%	2,050	3.4%
581120	GF-Con-Financial Systems	525,666	566,658	585,973	40,992	7.8%	19,315	3.4%
581130	GF-Con-Internal Audits	2,307,611	2,374,166	2,491,458	66,555	2.9%	117,292	4.9%
581140	DT Technology Projects	33,157	33,157	33,157	0	0.0%	0	0.0%
581160	GF-Adm-General(AAO)	6,188,123	6,203,123	6,203,573	15,000	0.2%	450	0.0%



San Francisco Municipal Transportation Agency  
**Expenditure By Account**  
 Budget Year 2019 and 2020

Account ID	Account Title	2018 Amended Budget	2019 Adopted Budget	2020 Adopted Budget	2019 Compared to 2018	2020 Compared to 2019
581170	GF-Risk Management Svcs (AAO)	2,760,590	2,905,248	3,390,731	144,658 5.2%	485,483 16.7%
581210	DT Technology Infrastructure	8,221,159	10,768,061	10,695,989	2,546,902 31.0%	(72,072) -0.7%
581245	GF-CON-Information System Ops	3,708,327	3,828,126	3,848,236	119,799 3.2%	20,110 0.5%
581250	GF-City Planning	50,000	211,000	217,000	161,000 322.0%	6,000 2.8%
581260	GF-Civil Service	160,839	160,839	160,839	0 0.0%	0 0.0%
581270	GF-City Attorney-Legal Service	12,193,413	13,168,378	13,169,278	974,965 8.0%	900 0.0%
581280	DT SFGov TV Services	67,702	76,560	76,560	8,858 13.1%	0 0.0%
581290	Con-Fin Systems Replacement Pr	481,405	0	0	(481,405) -100.0%	0 0.0%
581325	DT Enterprise Tech Contracts	110,467	157,533	162,258	47,066 42.6%	4,725 3.0%
581330	GF-Bus & Ecn Dev	389,956	1,052,010	1,052,010	662,054 169.8%	0 0.0%
581350	GF-Emergency Communications	157,192	173,685	142,302	16,493 10.5%	(31,383) -18.1%
581360	DT Telecommunications Services	1,530,029	1,566,112	1,563,440	36,083 2.4%	(2,672) -0.2%
581370	GF-Environment	26,523	27,319	28,139	796 3.0%	820 3.0%
581430	GF-HR-Equal Emplmnt Opportuni	621,890	1,121,276	1,121,276	499,386 80.3%	0 0.0%
581460	GF-HR-Workers' Comp Claims	135,000	401,000	413,000	266,000 197.0%	12,000 3.0%
581500	GF-Human Rights Commission	190,345	198,113	205,523	7,768 4.1%	7,410 3.7%
581520	Ef-SFGH-Medical Service	846,082	934,216	934,216	88,134 10.4%	0 0.0%
581570	GF-Chs-Medical Service	154,537	170,635	170,635	16,098 10.4%	0 0.0%
581580	GF-Chs-Toxic Waste&Haz Mat Svc	297,185	357,424	357,424	60,239 20.3%	0 0.0%
581610	GF-DHR-Mta Prop E Services	200,000	680,489	680,489	480,489 240.2%	0 0.0%
581625	Gf-Homelessness Services	0	250,000	257,500	250,000 100.0%	7,500 3.0%
581660	GF-Chf-Youth Works	63,500	63,500	63,500	0 0.0%	0 0.0%
581690	GF-Mayor'S Office Services	277,199	288,159	288,159	10,960 4.0%	0 0.0%
581710	Is-Purch-Centr Shop-AutoMaint	1,542,573	1,591,259	1,632,028	48,686 3.2%	40,769 2.6%
581730	Is-Purch-Vehicle Leasing (AAO)	3,626	3,718	3,813	92 2.5%	95 2.6%



San Francisco Municipal Transportation Agency  
**Expenditure By Account**  
 Budget Year 2019 and 2020

Account ID	Account Title	2018 Amended Budget	2019 Adopted Budget	2020 Adopted Budget	2019 Compared to 2018		2020 Compared to 2019	
581740	Is-Purch-Centr Shop-FuelStock	898,879	707,573	751,955	(191,306)	-21.3%	44,382	6.3%
581750	GF-Purch-General Office	495,714	404,792	422,826	(90,922)	-18.3%	18,034	4.5%
581780	OCA-Labor Standard Enforcement	170,383	175,223	180,486	4,840	2.8%	5,263	3.0%
581790	GF-Purch-Mail Services	407,935	407,935	407,935	0	0.0%	0	0.0%
581800	Ef-Port Commission	500,000	0	0	(500,000)	-100.0%	0	0.0%
581820	Is-Purch-Reproduction	108,359	133,359	134,109	25,000	23.1%	750	0.6%
581830	GF-Police Security	3,120,000	3,394,626	3,475,975	274,626	8.8%	81,349	2.4%
581840	GF-Police Non-Security Svcs	300,000	300,000	300,000	0	0.0%	0	0.0%
581870	GF-City Hall Fellows Program	276,000	379,040	379,040	103,040	37.3%	0	0.0%
581880	GF-Rec & Park-Gardener	100,968	100,968	100,968	0	0.0%	0	0.0%
581890	GF-Rent Paid To Real Estate	6,923,359	7,598,667	7,811,496	675,308	9.8%	212,829	2.8%
581920	GF-HRc Surety Bond	159,627	160,697	160,697	1,070	0.7%	0	0.0%
581930	GF-Sheriff	229,568	240,731	250,506	11,163	4.9%	9,775	4.1%
581940	Sr-DPW-Street Repair	180,000	205,000	212,175	25,000	13.9%	7,175	3.5%
581950	GF-Social Services	821,990	821,990	821,990	0	0.0%	0	0.0%
581980	GF-Tax Collector	521,784	802,808	885,996	281,024	53.9%	83,188	10.4%
598040	Designated For General Reserve	345,463	0	0	(345,463)	-100.0%	0	0.0%
<b>SFMTA Total</b>		<b>1,183,468,406</b>	<b>1,217,463,609</b>	<b>1,274,430,572</b>	<b>33,995,203</b>	<b>2.9%</b>	<b>56,966,963</b>	<b>4.7%</b>



San Francisco Municipal Transportation Agency  
**Expenditure By Fund By Account**  
 Budget Year 2019 and 2020

Account ID	Account Title	2018 Amended Budget	2019 Adopted Budget	2020 Adopted Budget	2019 Compared to 2018	2020 Compared to 2019		
<b>FUND: 22260 MTA TS Op Annual Account Ctrl</b>								
501010	Perm Salaries-Misc-Regular	340,665,456	367,366,910	380,490,945	26,701,454	7.8%	13,124,035	3.6%
501070	Holiday Pay - Misc	3,820,669	3,820,669	3,820,669	0	0.0%	0	0.0%
503080	Platform-Performance Incentive	1,349,752	1,349,752	1,349,752	0	0.0%	0	0.0%
509010	Premium Pay - Misc	11,953,215	11,953,215	11,953,215	0	0.0%	0	0.0%
510210	Ret Payout - SP & Vac - Misc	1,412,627	1,412,627	1,412,627	0	0.0%	0	0.0%
511010	Overtime - Scheduled Misc	31,457,564	31,551,262	31,555,774	93,698	0.3%	4,512	0.0%
511060	Overtime - Unsched Misc	3,594,253	3,594,253	3,594,253	0	0.0%	0	0.0%
513010	Retire City Misc	64,842,219	69,366,870	71,583,280	4,524,651	7.0%	2,216,410	3.2%
514010	Social Security (Oasdi & Hi)	24,337,798	25,990,432	26,823,268	1,652,634	6.8%	832,836	3.2%
514020	Social Sec-Medicare(HI Only)	5,716,684	6,105,244	6,295,569	388,560	6.8%	190,325	3.1%
515010	Health Service-City Match	11,407,141	12,310,369	13,530,111	903,228	7.9%	1,219,742	9.9%
515020	Retiree Health-Match-Prop B	2,119,110	2,332,963	2,609,220	213,853	10.1%	276,257	11.8%
515030	RetireeHlthCare-CityMatchPropC	1,174,376	1,725,462	2,067,790	551,086	46.9%	342,328	19.8%
515710	Dependent Coverage	47,435,391	51,411,007	56,489,470	3,975,616	8.4%	5,078,463	9.9%
516010	Dental Coverage	6,492,470	6,536,244	6,728,519	43,774	0.7%	192,275	2.9%
517010	Unemployment Insurance	1,064,492	1,136,813	1,172,309	72,321	6.8%	35,496	3.1%
519110	Flexible Benefit Package	241,251	262,921	284,185	21,670	9.0%	21,264	8.1%
519120	Long Term Disability Insurance	498,041	555,439	593,660	57,398	11.5%	38,221	6.9%
519990	Other Fringe Benefits	4,497,287	644,616	27,644,616	(3,852,671)	-85.7%	27,000,000	4188.5%
520190	Department Overhead	111,865,758	110,417,518	112,542,865	(1,448,240)	-1.3%	2,125,347	1.9%
520990	Other Overhead Charges	80,683	80,683	80,683	0	0.0%	0	0.0%
521000	Travel-Budget	12,060	7,160	7,160	(4,900)	-40.6%	0	0.0%
521020	Travel Costs Paid To Vendors	6,317	6,317	6,317	0	0.0%	0	0.0%
521030	Air Travel - Employees	6,240	6,240	6,240	0	0.0%	0	0.0%
521050	Non-Air Travel - Employees	28,364	25,864	25,864	(2,500)	-8.8%	0	0.0%





San Francisco Municipal Transportation Agency  
**Expenditure By Fund By Account**  
 Budget Year 2019 and 2020

Account ID	Account Title	2018 Amended Budget	2019 Adopted Budget	2020 Adopted Budget	2019 Compared to 2018		2020 Compared to 2019		
<b>FUND: 22260 MTA TS Op Annual Account Ctrl</b>									
522010	Training Costs Paid To Empl	7,627	7,627	7,627	0	0.0%	0	0.0%	
522020	Training Costs Paid To Vendors	223,714	476,214	476,214	252,500	112.9%	0	0.0%	
523010	Auto Mileage	289	289	289	0	0.0%	0	0.0%	
523020	Local Field Exp	296	296	296	0	0.0%	0	0.0%	
523050	Employee Recognition	15,167	15,167	15,167	0	0.0%	0	0.0%	
524010	Membership Fees	4,053	3,333	3,333	(720)	-17.8%	0	0.0%	
526610	Interpreters	4,292	4,292	4,292	0	0.0%	0	0.0%	
526990	Other Fees	2,060	2,060	2,060	0	0.0%	0	0.0%	
527000	Prof & Specialized Svcs-Bdgt	296,648	18,047	15,174	(278,601)	-93.9%	(2,873)	-15.9%	
527030	Transportation Services	1,000,000	1,000,000	1,000,000	0	0.0%	0	0.0%	
527510	Management Consulting Services	1,000,000	1,000,000	1,000,000	0	0.0%	0	0.0%	
527610	Systems Consulting Services	19,945	19,945	19,945	0	0.0%	0	0.0%	
527890	Other Medical Services	278,669	278,669	278,669	0	0.0%	0	0.0%	
527990	Other Professional Services	24,483,848	16,358,837	16,545,225	(8,125,011)	-33.2%	186,388	1.1%	
528010	Scavenger Services	741,875	741,875	741,875	0	0.0%	0	0.0%	
528030	Pest Control	147,791	217,791	217,791	70,000	47.4%	0	0.0%	
528050	Grounds Maintenance	3,072	3,072	3,072	0	0.0%	0	0.0%	
528110	Security	5,448,210	6,208,957	6,250,244	760,747	14.0%	41,287	0.7%	
528990	Other Bldg Maint Svcs	1,452,834	1,452,834	1,452,834	0	0.0%	0	0.0%	
529210	Veh Maint (Non Central Shops)	1,642,210	1,472,210	1,472,210	(170,000)	-10.4%	0	0.0%	
529990	Other Equip Maint	2,812,614	4,092,020	4,192,020	1,279,406	45.5%	100,000	2.4%	
530110	Property Rent	1,027,883	5,010,064	5,075,999	3,982,181	387.4%	65,935	1.3%	
530210	Garage Rent	134,119	166,320	174,636	32,201	24.0%	8,316	5.0%	
530310	Misc Facilities Rental	2,806,627	2,110,469	2,132,043	(696,158)	-24.8%	21,574	1.0%	
531220	Tire Rent	2,132,122	2,132,122	2,132,122	0	0.0%	0	0.0%	



San Francisco Municipal Transportation Agency  
**Expenditure By Fund By Account**  
 Budget Year 2019 and 2020

Account ID	Account Title	2018 Amended Budget	2019 Adopted Budget	2020 Adopted Budget	2019 Compared to 2018		2020 Compared to 2019	
<b>FUND: 22260 MTA TS Op Annual Account Ctrl</b>								
531350	Reproduction Copier Store Prog	169,310	153,536	153,536	(15,774)	-9.3%	0	0.0%
531990	Other Equipment Rentals	74,504	74,504	74,504	0	0.0%	0	0.0%
535110	Cleaning Laundry	232,671	232,671	232,671	0	0.0%	0	0.0%
535210	Freight-Delivery	19,465	19,665	19,665	200	1.0%	0	0.0%
535510	Copy Machine	4,731	4,731	4,731	0	0.0%	0	0.0%
535520	Printing	71,712	74,212	74,212	2,500	3.5%	0	0.0%
535710	Subscriptions	7,288	7,288	7,288	0	0.0%	0	0.0%
535810	Advertising	11,337	10,337	10,337	(1,000)	-8.8%	0	0.0%
535910	Paratransit Contract Expense	25,214,646	28,660,216	30,088,168	3,445,570	13.7%	1,427,952	5.0%
535960	Software Licensing Fees	202,621	102,621	102,621	(100,000)	-49.4%	0	0.0%
535990	Other Current Expenses	1,858,899	1,420,019	2,880,019	(438,880)	-23.6%	1,460,000	102.8%
540000	Materials & Supplies-Budget	1,000,000	850,000	850,000	(150,000)	-15.0%	0	0.0%
542110	Electrical	615,032	615,032	615,032	0	0.0%	0	0.0%
542210	Hardware	433,144	443,144	443,144	10,000	2.3%	0	0.0%
542310	Lighting	11,301	11,301	11,301	0	0.0%	0	0.0%
542410	Lumber	51,981	51,981	51,981	0	0.0%	0	0.0%
542510	Painters Supplies	260,413	240,413	240,413	(20,000)	-7.7%	0	0.0%
542610	Plumbing Supplies	32,274	32,274	32,274	0	0.0%	0	0.0%
542810	Small Tools And Intruments	700,798	710,798	710,798	10,000	1.4%	0	0.0%
542980	Other Construction Materials	1,157,222	1,157,222	1,157,222	0	0.0%	0	0.0%
542990	Other Bldg Maint Supplies	439,498	424,498	424,498	(15,000)	-3.4%	0	0.0%
543210	Rail Vehicle Supplies	5,811,299	6,561,299	6,561,299	750,000	12.9%	0	0.0%
543310	Vehicle Parts-Supplies	15,187,569	12,363,795	11,640,340	(2,823,774)	-18.6%	(723,455)	-5.9%
543410	Communication Supplies	101,019	101,019	101,019	0	0.0%	0	0.0%
543990	Other Equipment Maint Supplies	4,705,402	4,755,402	4,755,402	50,000	1.1%	0	0.0%



San Francisco Municipal Transportation Agency  
**Expenditure By Fund By Account**  
 Budget Year 2019 and 2020

Account ID	Account Title	2018 Amended Budget	2019 Adopted Budget	2020 Adopted Budget	2019 Compared to 2018	2020 Compared to 2019
<b>FUND: 22260 MTA TS Op Annual Account Ctrl</b>						
544310	Laboratory Supplies	2,001	2,001	2,001	0	0.0%
544930	Cleaning Supplies	4,029	4,029	4,029	0	0.0%
544990	Other Hosp, Clinics&Lab Supply	1,706	1,706	1,706	0	0.0%
545110	Fire Fighting Rescue Supplies	2,034	2,034	2,034	0	0.0%
545310	Uniforms	1,596,811	1,726,811	1,726,811	130,000	8.1%
545990	Other Safety Expenses	1,111,634	1,076,634	1,076,634	(35,000)	-3.1%
546990	Food	18,844	18,844	18,844	0	0.0%
547990	Fuels & Lubricants	18,278,215	11,344,662	11,344,662	(6,933,553)	-37.9%
549210	Data Processing Supplies	103,656	103,213	103,213	(443)	-0.4%
549250	Minor Data Processing Equipmnt	105,000	104,000	104,000	(1,000)	-1.0%
549310	Forms	681,197	431,197	431,197	(250,000)	-36.7%
549410	Minor Furnishings	72,393	72,393	72,393	0	0.0%
549500	Office Supply-Citywide Contrac	97,934	97,934	97,934	0	0.0%
549510	Other Office Supplies	84,821	96,821	96,821	12,000	14.1%
549990	Other Materials & Supplies	12,682,159	21,460,487	28,110,232	8,778,328	69.2%
550010	Eqpmnt(5KOr_-Controlled Asset)	1,284,296	268,922	268,922	(1,015,374)	-79.1%
551110	Insurance Expense	3,337,799	3,327,799	3,327,799	(10,000)	-0.3%
551140	Workers' Comp-Med Emplye Reimb	16,073,123	19,522,188	20,092,613	3,449,065	21.5%
552000	Taxes, Licenses & Permits-Bdgt	6,500	6,500	6,500	0	0.0%
552110	Taxes	5,000	5,000	5,000	0	0.0%
552210	Fees Licenses Permits	60,745	60,745	60,745	0	0.0%
552410	Payments To Other Govt	17,978,014	18,000,000	19,080,000	21,986	0.1%
553110	Judgements - Claims	11,919,603	11,919,603	11,919,603	0	0.0%
554140	Interest Expense - Arbitration	30,078	30,078	30,078	0	0.0%
560290	Automotive & Other Vehicles	8,665,342	0	0	(8,665,342)	-100.0%



San Francisco Municipal Transportation Agency  
**Expenditure By Fund By Account**  
 Budget Year 2019 and 2020

Account ID	Account Title	2018 Amended Budget	2019 Adopted Budget	2020 Adopted Budget	2019 Compared to 2018	2020 Compared to 2019
<b>FUND: 22260 MTA TS Op Annual Account Ctrl</b>						
560990	Other Equipment	1,092,948	0	0	(1,092,948) -100.0%	0 0.0%
571110	Bond Redemption	24,784,287	25,913,315	25,915,831	1,129,028 4.6%	2,516 0.0%
579020	MTA Deptmntl OH Cost Recovery	(17,799,398)	(17,799,398)	(17,799,398)	0 0.0%	0 0.0%
579050	MTA Overhead Cost Recovery	(4,400,000)	(4,631,327)	(4,559,242)	(231,327) 5.3%	72,085 -1.6%
579990	Allocated Chrgs-Spec Sources	(11,946,773)	(16,496,788)	(16,577,413)	(4,550,015) 38.1%	(80,625) 0.5%
581051	GF-PUC-Light Heat & Power	8,464,266	8,104,265	8,898,044	(360,001) -4.3%	793,779 9.8%
581063	PUC Sewer Service Charges	220,177	215,911	229,529	(4,266) -1.9%	13,618 6.3%
581066	Sr-DPW-Architecture	300,000	300,000	310,500	0 0.0%	10,500 3.5%
581067	Sr-DPW-Building Repair	110,000	113,850	117,835	3,850 3.5%	3,985 3.5%
581068	Sr-DPW-Street Cleaning	407,136	607,071	628,318	199,935 49.1%	21,247 3.5%
581069	Sr-DPW-Street Use & Mapping	75,000	35,000	36,225	(40,000) -53.3%	1,225 3.5%
581130	GF-Con-Internal Audits	1,568,303	1,613,536	1,693,250	45,233 2.9%	79,714 4.9%
581250	GF-City Planning	0	30,000	30,000	30,000 100.0%	0 0.0%
581625	Gf-Homelessness Services	0	250,000	257,500	250,000 100.0%	7,500 3.0%
581660	GF-Chf-Youth Works	63,500	63,500	63,500	0 0.0%	0 0.0%
581710	Is-Purch-Centr Shop-AutoMaint	29,080	67,046	68,764	37,966 130.6%	1,718 2.6%
581740	Is-Purch-Centr Shop-FuelStock	368,378	281,271	298,913	(87,107) -23.6%	17,642 6.3%
581790	GF-Purch-Mail Services	50,126	50,126	50,126	0 0.0%	0 0.0%
581830	GF-Police Security	0	3,394,626	3,475,975	3,394,626 100.0%	81,349 2.4%
581880	GF-Rec & Park-Gardener	0	100,968	100,968	100,968 100.0%	0 0.0%
581890	GF-Rent Paid To Real Estate	41,050	41,050	41,050	0 0.0%	0 0.0%
581930	GF-Sheriff	229,568	240,731	250,506	11,163 4.9%	9,775 4.1%
581940	Sr-DPW-Street Repair	180,000	180,000	186,300	0 0.0%	6,300 3.5%
581950	GF-Social Services	571,990	571,990	571,990	0 0.0%	0 0.0%
598040	Designated For General Reserve	345,463	0	0	(345,463) -100.0%	0 0.0%



San Francisco Municipal Transportation Agency  
**Expenditure By Fund By Account**  
 Budget Year 2019 and 2020

Account ID	Account Title	2018 Amended Budget	2019 Adopted Budget	2020 Adopted Budget	2019 Compared to 2018	2020 Compared to 2019		
<b>FUND: 22260 MTA TS Op Annual Account Ctrl</b>								
<b>TOTAL: MTA TS Op Annual Account Ctrl</b>		<b>879,097,354</b>	<b>904,771,682</b>	<b>969,396,815</b>	<b>25,674,328</b>	<b>2.9%</b>	<b>64,625,133</b>	<b>7.1%</b>
<b>FUND: 22265 MTA OH OPR AGENCYWIDE NEW</b>								
501010	Perm Salaries-Misc-Regular	0	30,476,078	30,705,236	30,476,078	100.0%	229,158	0.8%
501070	Holiday Pay - Misc	0	21,564	21,564	21,564	100.0%	0	0.0%
509010	Premium Pay - Misc	0	141,493	141,493	141,493	100.0%	0	0.0%
511010	Overtime - Scheduled Misc	0	62,000	62,000	62,000	100.0%	0	0.0%
513010	Retire City Misc	0	5,607,779	5,626,143	5,607,779	100.0%	18,364	0.3%
514010	Social Security (Oasdi & Hi)	0	1,756,592	1,794,765	1,756,592	100.0%	38,173	2.2%
514020	Social Sec-Medicare(HI Only)	0	445,160	448,483	445,160	100.0%	3,323	0.7%
515010	Health Service-City Match	0	974,628	1,039,916	974,628	100.0%	65,288	6.7%
515510	Health Service-Admin Cost	0	1,411,733	1,429,477	1,411,733	100.0%	17,744	1.3%
515610	Health Service-Retiree Subsidy	0	28,719,961	30,084,159	28,719,961	100.0%	1,364,198	4.7%
515710	Dependent Coverage	0	2,386,309	2,546,105	2,386,309	100.0%	159,796	6.7%
516010	Dental Coverage	0	328,335	328,335	328,335	100.0%	0	0.0%
517010	Unemployment Insurance	0	82,886	83,524	82,886	100.0%	638	0.8%
519110	Flexible Benefit Package	0	224,771	239,796	224,771	100.0%	15,025	6.7%
519120	Long Term Disability Insurance	0	82,312	82,959	82,312	100.0%	647	0.8%
519130	Life Insurance	0	46,096	46,096	46,096	100.0%	0	0.0%
519990	Other Fringe Benefits	0	1,822	1,672	1,822	100.0%	(150)	-8.2%
520100	Overhead Recovery	0	(134,625,795)	(137,256,037)	(134,625,795)	0.0%	(2,630,242)	2.0%
521000	Travel-Budget	0	6,000	6,000	6,000	100.0%	0	0.0%
521010	Travel Costs Paid To Employees	0	1,000	1,000	1,000	100.0%	0	0.0%
521020	Travel Costs Paid To Vendors	0	806	806	806	100.0%	0	0.0%
521030	Air Travel - Employees	0	22,000	22,000	22,000	100.0%	0	0.0%



**San Francisco Municipal Transportation Agency**  
**Expenditure By Fund By Account**  
 Budget Year 2019 and 2020

Account ID	Account Title	2018 Amended Budget	2019 Adopted Budget	2020 Adopted Budget	2019 Compared to 2018	2020 Compared to 2019
<b>FUND: 22265 MTA OH OPR AGENCYWIDE NEW</b>						
521050	Non-Air Travel - Employees	0	28,215	28,215	28,215 100.0%	0 0.0%
522010	Training Costs Paid To Emplpye	0	30,799	30,799	30,799 100.0%	0 0.0%
522020	Training Costs Paid To Vendors	0	269,531	269,531	269,531 100.0%	0 0.0%
523010	Auto Mileage	0	2,175	2,175	2,175 100.0%	0 0.0%
523020	Local Field Exp	0	566	566	566 100.0%	0 0.0%
524010	Membership Fees	0	215,205	215,205	215,205 100.0%	0 0.0%
525010	Promotional & Entertainmnt Exp	0	77,627	77,627	77,627 100.0%	0 0.0%
526010	Arbitrators	0	5,883	5,883	5,883 100.0%	0 0.0%
526610	Interpreters	0	18,637	18,637	18,637 100.0%	0 0.0%
526990	Other Fees	0	20,978	20,978	20,978 100.0%	0 0.0%
527000	Prof & Specialized Svcs-Bdgt	0	721,736	737,598	721,736 100.0%	15,862 2.2%
527210	Auditing & Accounting	0	417,417	417,417	417,417 100.0%	0 0.0%
527830	Stipends	0	27,452	27,452	27,452 100.0%	0 0.0%
527990	Other Professional Services	0	434,170	429,678	434,170 100.0%	(4,492) -1.0%
528990	Other Bldg Maint Svcs	0	15,000	15,000	15,000 100.0%	0 0.0%
529110	Dp-Wp Equipment Maint	0	225,000	225,000	225,000 100.0%	0 0.0%
529990	Other Equip Maint	0	5,941	5,941	5,941 100.0%	0 0.0%
530110	Property Rent	0	4,896,788	5,039,993	4,896,788 100.0%	143,205 2.9%
530310	Misc Facilities Rental	0	21,100	21,100	21,100 100.0%	0 0.0%
531000	Rents & Leases-Equipment-Bdgt	0	365,000	365,000	365,000 100.0%	0 0.0%
531110	Data Processing Equip Rental	0	160,000	160,000	160,000 100.0%	0 0.0%
531350	Reproduction Copier Store Prog	0	66,302	66,302	66,302 100.0%	0 0.0%
531990	Other Equipment Rentals	0	35,000	35,000	35,000 100.0%	0 0.0%
532410	Telephone Chrgs-Non Work Order	0	9,014	9,014	9,014 100.0%	0 0.0%
535210	Freight-Delivery	0	1,370	1,370	1,370 100.0%	0 0.0%



San Francisco Municipal Transportation Agency  
**Expenditure By Fund By Account**  
 Budget Year 2019 and 2020

Account ID	Account Title	2018 Amended Budget	2019 Adopted Budget	2020 Adopted Budget	2019 Compared to 2018	2020 Compared to 2019
<b>FUND: 22265 MTA OH OPR AGENCYWIDE NEW</b>						
535310	Graphics	0	50,000	50,000	50,000 100.0%	0 0.0%
535520	Printing	0	356,221	356,221	356,221 100.0%	0 0.0%
535610	Postage	0	497	497	497 100.0%	0 0.0%
535710	Subscriptions	0	12,572	12,572	12,572 100.0%	0 0.0%
535810	Advertising	0	107,896	107,896	107,896 100.0%	0 0.0%
535960	Software Licensing Fees	0	2,345,655	2,352,855	2,345,655 100.0%	7,200 0.3%
535990	Other Current Expenses	0	34,275	34,275	34,275 100.0%	0 0.0%
540000	Materials & Supplies-Budget	0	505,000	505,000	505,000 100.0%	0 0.0%
542210	Hardware	0	505	505	505 100.0%	0 0.0%
543410	Communication Supplies	0	11,051	11,351	11,051 100.0%	300 2.7%
546990	Food	0	40,000	40,000	40,000 100.0%	0 0.0%
549210	Data Processing Supplies	0	538,707	468,460	538,707 100.0%	(70,247) -13.0%
549250	Minor Data Processing Equipmnt	0	260,614	260,614	260,614 100.0%	0 0.0%
549310	Forms	0	26,572	26,572	26,572 100.0%	0 0.0%
549410	Minor Furnishings	0	13,028	13,028	13,028 100.0%	0 0.0%
549500	Office Supply-Citywide Contrac	0	53,974	53,974	53,974 100.0%	0 0.0%
549510	Other Office Supplies	0	62,222	62,222	62,222 100.0%	0 0.0%
549770	Audio-Visual Equipt&Suppl-5K<<	0	17,650	17,650	17,650 100.0%	0 0.0%
549990	Other Materials & Supplies	0	37,922	37,922	37,922 100.0%	0 0.0%
550010	Eqpmnt(5KOr_-Controlled Asset)	0	382,507	382,507	382,507 100.0%	0 0.0%
551140	Workers' Comp-Med Emplye Reimb	0	677,565	662,565	677,565 100.0%	(15,000) -2.2%
552210	Fees Licenses Permits	0	277,994	277,994	277,994 100.0%	0 0.0%
581064	Ef-PUC-Water Charges	0	329,000	356,000	329,000 100.0%	27,000 8.2%
581066	Sr-DPW-Architecture	0	85,000	87,975	85,000 100.0%	2,975 3.5%
581068	Sr-DPW-Street Cleaning	0	325,000	336,375	325,000 100.0%	11,375 3.5%



San Francisco Municipal Transportation Agency  
**Expenditure By Fund By Account**  
 Budget Year 2019 and 2020

Account ID	Account Title	2018 Amended Budget	2019 Adopted Budget	2020 Adopted Budget	2019 Compared to 2018	2020 Compared to 2019
<b>FUND: 22265 MTA OH OPR AGENCYWIDE NEW</b>						
581070	GF-Board Of Supervisors	0	35,318	35,318	35,318 100.0%	0 0.0%
581120	GF-Con-Financial Systems	0	566,658	585,973	566,658 100.0%	19,315 3.4%
581130	GF-Con-Internal Audits	0	356,455	374,065	356,455 100.0%	17,610 4.9%
581140	DT Technology Projects	0	29,052	29,052	29,052 100.0%	0 0.0%
581160	GF-Adm-General(AAO)	0	6,003,123	6,003,573	6,003,123 100.0%	450 0.0%
581170	GF-Risk Management Svcs (AAO)	0	2,690,325	3,157,101	2,690,325 100.0%	466,776 17.4%
581210	DT Technology Infrastructure	0	9,446,713	9,358,754	9,446,713 100.0%	(87,959) -0.9%
581245	GF-CON-Information System Ops	0	3,828,126	3,848,236	3,828,126 100.0%	20,110 0.5%
581260	GF-Civil Service	0	160,839	160,839	160,839 100.0%	0 0.0%
581270	GF-City Attorney-Legal Service	0	11,868,378	11,869,278	11,868,378 100.0%	900 0.0%
581280	DT SFGov TV Services	0	76,560	76,560	76,560 100.0%	0 0.0%
581325	DT Enterprise Tech Contracts	0	138,030	142,170	138,030 100.0%	4,140 3.0%
581330	GF-Bus & Ecn Dev	0	80,956	80,956	80,956 100.0%	0 0.0%
581350	GF-Emergency Communications	0	173,685	142,302	173,685 100.0%	(31,383) -18.1%
581360	DT Telecommunications Services	0	1,136,137	1,134,199	1,136,137 100.0%	(1,938) -0.2%
581370	GF-Environment	0	27,319	28,139	27,319 100.0%	820 3.0%
581430	GF-HR-Equal Emplymnt Opportuni	0	1,121,276	1,121,276	1,121,276 100.0%	0 0.0%
581460	GF-HR-Workers' Comp Claims	0	401,000	413,000	401,000 100.0%	12,000 3.0%
581520	Ef-SFGH-Medical Service	0	934,216	934,216	934,216 100.0%	0 0.0%
581580	GF-Chs-Toxic Waste&Haz Mat Svc	0	336,353	336,353	336,353 100.0%	0 0.0%
581610	GF-DHR-Mta Prop E Services	0	680,489	680,489	680,489 100.0%	0 0.0%
581690	GF-Mayor'S Office Services	0	245,489	245,489	245,489 100.0%	0 0.0%
581750	GF-Purch-General Office	0	202,396	211,413	202,396 100.0%	9,017 4.5%
581780	OCA-Labor Standard Enforcement	0	175,223	180,486	175,223 100.0%	5,263 3.0%
581790	GF-Purch-Mail Services	0	150,714	150,714	150,714 100.0%	0 0.0%





San Francisco Municipal Transportation Agency  
**Expenditure By Fund By Account**  
 Budget Year 2019 and 2020

Account ID	Account Title	2018 Amended Budget	2019 Adopted Budget	2020 Adopted Budget	2019 Compared to 2018	2020 Compared to 2019
<b>FUND: 22265 MTA OH OPR AGENCYWIDE NEW</b>						
581820	Is-Purch-Reproduction	0	73,876	73,876	73,876 100.0%	0 0.0%
581870	GF-City Hall Fellows Program	0	379,040	379,040	379,040 100.0%	0 0.0%
581890	GF-Rent Paid To Real Estate	0	4,983,583	5,124,134	4,983,583 100.0%	140,551 2.8%
581950	GF-Social Services	0	250,000	250,000	250,000 100.0%	0 0.0%
581980	GF-Tax Collector	0	652,808	676,996	652,808 100.0%	24,188 3.7%
<b>TOTAL:</b>	<b>MTA OH OPR AGENCYWIDE NEW</b>	<b>0</b>	<b>0</b>	<b>0</b>	<b>0 0.0%</b>	<b>0 0.0%</b>
<b>FUND: 22280 MTA TS ContinuingAuthorityCtrl</b>						
567000	Bldgs,Struct&Imprv Proj-Budget	30,200,000	13,030,000	13,000,000	(17,170,000) -56.9%	(30,000) -0.2%
581800	Ef-Port Commission	500,000	0	0	(500,000) -100.0%	0 0.0%
<b>TOTAL:</b>	<b>MTA TS ContinuingAuthorityCtrl</b>	<b>30,700,000</b>	<b>13,030,000</b>	<b>13,000,000</b>	<b>(17,670,000) -57.6%</b>	<b>(30,000) -0.2%</b>
<b>FUND: 22305 MTA TS OPR PROJ SUP-PSF NEW</b>						
501010	Perm Salaries-Misc-Regular	0	710,210	715,776	710,210 100.0%	5,566 0.8%
511010	Overtime - Scheduled Misc	0	100,000	100,000	100,000 100.0%	0 0.0%
514010	Social Security (Oasdi & Hi)	0	50,233	50,578	50,233 100.0%	345 0.7%
514020	Social Sec-Medicare(HI Only)	0	11,747	11,828	11,747 100.0%	81 0.7%
517010	Unemployment Insurance	0	2,187	2,202	2,187 100.0%	15 0.7%
521020	Travel Costs Paid To Vendors	0	987	987	987 100.0%	0 0.0%
521030	Air Travel - Employees	0	4,734	4,734	4,734 100.0%	0 0.0%
521050	Non-Air Travel - Employees	0	13,054	13,054	13,054 100.0%	0 0.0%
522000	Training - Budget	0	7,000	7,000	7,000 100.0%	0 0.0%
522010	Training Costs Paid To Empl	0	649	649	649 100.0%	0 0.0%
522020	Training Costs Paid To Vendors	0	25,657	25,657	25,657 100.0%	0 0.0%
523010	Auto Mileage	0	708	708	708 100.0%	0 0.0%
523020	Local Field Exp	0	151	151	151 100.0%	0 0.0%



San Francisco Municipal Transportation Agency  
**Expenditure By Fund By Account**  
 Budget Year 2019 and 2020

Account ID	Account Title	2018 Amended Budget	2019 Adopted Budget	2020 Adopted Budget	2019 Compared to 2018	2020 Compared to 2019
<b>FUND: 22305 MTA TS OPR PROJ SUP-PSF NEW</b>						
527040	Construction Contracts	0	13,477	13,477	13,477 100.0%	0 0.0%
527990	Other Professional Services	0	476,310	476,310	476,310 100.0%	0 0.0%
528990	Other Bldg Maint Svcs	0	1,240	1,240	1,240 100.0%	0 0.0%
531310	Office Machine Rental	0	716	716	716 100.0%	0 0.0%
531350	Reproduction Copier Store Prog	0	8,431	8,431	8,431 100.0%	0 0.0%
535520	Printing	0	6,714	6,714	6,714 100.0%	0 0.0%
535610	Postage	0	1,098	1,098	1,098 100.0%	0 0.0%
535710	Subscriptions	0	7,468	7,468	7,468 100.0%	0 0.0%
535810	Advertising	0	611	611	611 100.0%	0 0.0%
535960	Software Licensing Fees	0	55,000	55,000	55,000 100.0%	0 0.0%
535990	Other Current Expenses	0	3,398	3,398	3,398 100.0%	0 0.0%
542990	Other Bldg Maint Supplies	0	60,000	60,000	60,000 100.0%	0 0.0%
546990	Food	0	276	276	276 100.0%	0 0.0%
549210	Data Processing Supplies	0	9,796	9,796	9,796 100.0%	0 0.0%
549410	Minor Furnishings	0	790	790	790 100.0%	0 0.0%
549500	Office Supply-Citywide Contrac	0	8,155	8,155	8,155 100.0%	0 0.0%
549510	Other Office Supplies	0	9,564	9,564	9,564 100.0%	0 0.0%
549990	Other Materials & Supplies	0	70,065	70,065	70,065 100.0%	0 0.0%
550010	Eqpmnt(5KOr_-Controlled Asset)	0	41,642	41,642	41,642 100.0%	0 0.0%
551140	Workers' Comp-Med Emplye Reimb	0	9,252	9,252	9,252 100.0%	0 0.0%
552210	Fees Licenses Permits	0	3,599	3,599	3,599 100.0%	0 0.0%
579030	MTA Division OH Cost Recovery	0	(7,344,509)	(7,459,257)	(7,344,509) 0.0%	(114,748) 1.6%
581066	Sr-DPW-Architecture	0	150,000	153,500	150,000 100.0%	3,500 2.3%
581073	Sr-DPW-General Administration	0	22,587	23,378	22,587 100.0%	791 3.5%
581130	GF-Con-Internal Audits	0	303,129	318,105	303,129 100.0%	14,976 4.9%



San Francisco Municipal Transportation Agency  
**Expenditure By Fund By Account**  
 Budget Year 2019 and 2020

Account ID	Account Title	2018 Amended Budget	2019 Adopted Budget	2020 Adopted Budget	2019 Compared to 2018	2020 Compared to 2019
<b>FUND: 22305 MTA TS OPR PROJ SUP-PSF NEW</b>						
581160	GF-Adm-General(AAO)	0	200,000	200,000	200,000 100.0%	0 0.0%
581170	GF-Risk Management Svcs (AAO)	0	214,923	233,630	214,923 100.0%	18,707 8.7%
581210	DT Technology Infrastructure	0	140,204	138,899	140,204 100.0%	(1,305) -0.9%
581250	GF-City Planning	0	181,000	187,000	181,000 100.0%	6,000 3.3%
581270	GF-City Attorney-Legal Service	0	1,000,000	1,000,000	1,000,000 100.0%	0 0.0%
581330	GF-Bus & Ecn Dev	0	781,234	781,234	781,234 100.0%	0 0.0%
581360	DT Telecommunications Services	0	252,137	251,707	252,137 100.0%	(430) -0.2%
581500	GF-Human Rights Commission	0	198,113	205,523	198,113 100.0%	7,410 3.7%
581690	GF-Mayor'S Office Services	0	42,670	42,670	42,670 100.0%	0 0.0%
581750	GF-Purch-General Office	0	202,396	211,413	202,396 100.0%	9,017 4.5%
581820	Is-Purch-Reproduction	0	5,000	5,000	5,000 100.0%	0 0.0%
581890	GF-Rent Paid To Real Estate	0	1,775,500	1,825,575	1,775,500 100.0%	50,075 2.8%
581920	GF-HRc Surety Bond	0	160,697	160,697	160,697 100.0%	0 0.0%
<b>TOTAL:</b>	<b>MTA TS OPR PROJ SUP-PSF NEW</b>	<b>0</b>	<b>0</b>	<b>0</b>	<b>0 0.0%</b>	<b>0 0.0%</b>
<b>FUND: 22310 MTA TS OPR PROJ SUP-PSF</b>						
501010	Perm Salaries-Misc-Regular	576,672	0	0	(576,672) -100.0%	0 0.0%
511010	Overtime - Scheduled Misc	100,000	0	0	(100,000) -100.0%	0 0.0%
514010	Social Security (Oasdi & Hi)	41,954	0	0	(41,954) -100.0%	0 0.0%
514020	Social Sec-Medicare(HI Only)	9,811	0	0	(9,811) -100.0%	0 0.0%
517010	Unemployment Insurance	1,827	0	0	(1,827) -100.0%	0 0.0%
521020	Travel Costs Paid To Vendors	987	0	0	(987) -100.0%	0 0.0%
521030	Air Travel - Employees	873	0	0	(873) -100.0%	0 0.0%
521050	Non-Air Travel - Employees	5,008	0	0	(5,008) -100.0%	0 0.0%
522000	Training - Budget	7,000	0	0	(7,000) -100.0%	0 0.0%



San Francisco Municipal Transportation Agency  
**Expenditure By Fund By Account**  
 Budget Year 2019 and 2020

Account ID	Account Title	2018 Amended Budget	2019 Adopted Budget	2020 Adopted Budget	2019 Compared to 2018	2020 Compared to 2019
<b>FUND: 22310 MTA TS OPR PROJ SUP-PSF</b>						
522010	Training Costs Paid To Empl	132	0	0	(132) -100.0%	0 0.0%
522020	Training Costs Paid To Vendors	8,103	0	0	(8,103) -100.0%	0 0.0%
523010	Auto Mileage	541	0	0	(541) -100.0%	0 0.0%
527040	Construction Contracts	50,000	0	0	(50,000) -100.0%	0 0.0%
527990	Other Professional Services	326,310	0	0	(326,310) -100.0%	0 0.0%
528990	Other Bldg Maint Svcs	1,240	0	0	(1,240) -100.0%	0 0.0%
531310	Office Machine Rental	716	0	0	(716) -100.0%	0 0.0%
531350	Reproduction Copier Store Prog	10,774	0	0	(10,774) -100.0%	0 0.0%
535520	Printing	13,429	0	0	(13,429) -100.0%	0 0.0%
535610	Postage	1,051	0	0	(1,051) -100.0%	0 0.0%
535710	Subscriptions	7,668	0	0	(7,668) -100.0%	0 0.0%
535810	Advertising	1,223	0	0	(1,223) -100.0%	0 0.0%
535960	Software Licensing Fees	40,325	0	0	(40,325) -100.0%	0 0.0%
535990	Other Current Expenses	2,023	0	0	(2,023) -100.0%	0 0.0%
542990	Other Bldg Maint Supplies	60,000	0	0	(60,000) -100.0%	0 0.0%
546990	Food	276	0	0	(276) -100.0%	0 0.0%
549210	Data Processing Supplies	9,796	0	0	(9,796) -100.0%	0 0.0%
549410	Minor Furnishings	790	0	0	(790) -100.0%	0 0.0%
549500	Office Supply-Citywide Contrac	8,155	0	0	(8,155) -100.0%	0 0.0%
549510	Other Office Supplies	9,564	0	0	(9,564) -100.0%	0 0.0%
549990	Other Materials & Supplies	70,065	0	0	(70,065) -100.0%	0 0.0%
550010	Eqmnt(5KOr_-Controlled Asset)	41,642	0	0	(41,642) -100.0%	0 0.0%
551140	Workers' Comp-Med Empl Reimb	9,252	0	0	(9,252) -100.0%	0 0.0%
552210	Fees Licenses Permits	3,599	0	0	(3,599) -100.0%	0 0.0%
560990	Other Equipment	243,783	0	0	(243,783) -100.0%	0 0.0%



San Francisco Municipal Transportation Agency  
**Expenditure By Fund By Account**  
 Budget Year 2019 and 2020

Account ID	Account Title	2018 Amended Budget	2019 Adopted Budget	2020 Adopted Budget	2019 Compared to 2018	2020 Compared to 2019
<b>FUND: 22310 MTA TS OPR PROJ SUP-PSF</b>						
579030	MTA Division OH Cost Recovery	(6,497,353)	0	0	6,497,353 -100.0%	0 0.0%
581066	Sr-DPW-Architecture	100,000	0	0	(100,000) -100.0%	0 0.0%
581073	Sr-DPW-General Administration	22,587	0	0	(22,587) -100.0%	0 0.0%
581130	GF-Con-Internal Audits	294,632	0	0	(294,632) -100.0%	0 0.0%
581160	GF-Adm-General(AAO)	200,000	0	0	(200,000) -100.0%	0 0.0%
581170	GF-Risk Management Svcs (AAO)	204,284	0	0	(204,284) -100.0%	0 0.0%
581210	DT Technology Infrastructure	107,087	0	0	(107,087) -100.0%	0 0.0%
581250	GF-City Planning	50,000	0	0	(50,000) -100.0%	0 0.0%
581270	GF-City Attorney-Legal Service	1,000,000	0	0	(1,000,000) -100.0%	0 0.0%
581330	GF-Bus & Ecn Dev	309,000	0	0	(309,000) -100.0%	0 0.0%
581360	DT Telecommunications Services	280,532	0	0	(280,532) -100.0%	0 0.0%
581500	GF-Human Rights Commission	190,345	0	0	(190,345) -100.0%	0 0.0%
581690	GF-Mayor'S Office Services	42,670	0	0	(42,670) -100.0%	0 0.0%
581750	GF-Purch-General Office	247,857	0	0	(247,857) -100.0%	0 0.0%
581820	Is-Purch-Reproduction	5,000	0	0	(5,000) -100.0%	0 0.0%
581890	GF-Rent Paid To Real Estate	1,619,143	0	0	(1,619,143) -100.0%	0 0.0%
581920	GF-HRc Surety Bond	159,627	0	0	(159,627) -100.0%	0 0.0%
<b>TOTAL:</b>	<b>MTA TS OPR PROJ SUP-PSF</b>	<b>0</b>	<b>0</b>	<b>0</b>	<b>0 0.0%</b>	<b>0 0.0%</b>
<b>FUND: 22320 MTA TS OPR ANNUAL-FED</b>						
579990	Allocated Chrgs-Spec Sources	0	4,062,514	4,062,514	4,062,514 100.0%	0 0.0%
<b>TOTAL:</b>	<b>MTA TS OPR ANNUAL-FED</b>	<b>0</b>	<b>4,062,514</b>	<b>4,062,514</b>	<b>4,062,514 100.0%</b>	<b>0 0.0%</b>
<b>FUND: 22330 MTA TS OPR ANNUAL-STA</b>						
579990	Allocated Chrgs-Spec Sources	11,000,000	8,800,000	8,800,000	(2,200,000) -20.0%	0 0.0%
<b>TOTAL:</b>	<b>MTA TS OPR ANNUAL-STA</b>	<b>11,000,000</b>	<b>8,800,000</b>	<b>8,800,000</b>	<b>(2,200,000) -20.0%</b>	<b>0 0.0%</b>



San Francisco Municipal Transportation Agency  
**Expenditure By Fund By Account**  
 Budget Year 2019 and 2020

Account ID	Account Title	2018 Amended Budget	2019 Adopted Budget	2020 Adopted Budget	2019 Compared to 2018	2020 Compared to 2019
<b>FUND: 22350 MTA TS OPR ANNUAL-REG</b>						
579990	Allocated Chrgs-Spec Sources	0	2,687,501	2,768,126	2,687,501 100.0%	80,625 3.0%
<b>TOTAL: MTA TS OPR ANNUAL-REG</b>		<b>0</b>	<b>2,687,501</b>	<b>2,768,126</b>	<b>2,687,501 100.0%</b>	<b>80,625 3.0%</b>
<b>FUND: 22360 MTA TS CAP REVBD 2012B</b>						
567000	Bldgs,Struct&Imprv Proj-Budget	0	366,427	0	366,427 100.0%	(366,427) -100.0%
<b>TOTAL: MTA TS CAP REVBD 2012B</b>		<b>0</b>	<b>366,427</b>	<b>0</b>	<b>366,427 100.0%</b>	<b>(366,427) -100.0%</b>
<b>FUND: 22370 MTA TS CAP REVBD 2013A</b>						
567000	Bldgs,Struct&Imprv Proj-Budget	0	1,519,335	0	1,519,335 100.0%	(1,519,335) -100.0%
<b>TOTAL: MTA TS CAP REVBD 2013A</b>		<b>0</b>	<b>1,519,335</b>	<b>0</b>	<b>1,519,335 100.0%</b>	<b>(1,519,335) -100.0%</b>
<b>FUND: 22380 MTA TS CAP REVBD S2014A</b>						
567000	Bldgs,Struct&Imprv Proj-Budget	0	548,874	0	548,874 100.0%	(548,874) -100.0%
<b>TOTAL: MTA TS CAP REVBD S2014A</b>		<b>0</b>	<b>548,874</b>	<b>0</b>	<b>548,874 100.0%</b>	<b>(548,874) -100.0%</b>
<b>FUND: 22395 MTA TS CAP REVBD S2017</b>						
567000	Bldgs,Struct&Imprv Proj-Budget	0	221,790	0	221,790 100.0%	(221,790) -100.0%
<b>TOTAL: MTA TS CAP REVBD S2017</b>		<b>0</b>	<b>221,790</b>	<b>0</b>	<b>221,790 100.0%</b>	<b>(221,790) -100.0%</b>
<b>FUND: 22420 MTA TS CAP DEV IMPACT PRJ</b>						
567000	Bldgs,Struct&Imprv Proj-Budget	13,133,984	10,691,507	12,597,390	(2,442,477) -18.6%	1,905,883 17.8%
<b>TOTAL: MTA TS CAP DEV IMPACT PRJ</b>		<b>13,133,984</b>	<b>10,691,507</b>	<b>12,597,390</b>	<b>(2,442,477) -18.6%</b>	<b>1,905,883 17.8%</b>
<b>FUND: 22455 MTA TS CAP Projects Prop B Fun</b>						
567000	Bldgs,Struct&Imprv Proj-Budget	0	38,190,000	41,520,000	38,190,000 100.0%	3,330,000 8.7%
<b>TOTAL: MTA TS CAP Projects Prop B Fun</b>		<b>0</b>	<b>38,190,000</b>	<b>41,520,000</b>	<b>38,190,000 100.0%</b>	<b>3,330,000 8.7%</b>
<b>FUND: 22460 MTA TS CAP OTHER-FUNDED PRJ</b>						
567000	Bldgs,Struct&Imprv Proj-Budget	31,900,000	12,970,000	0	(18,930,000) -59.3%	(12,970,000) -100.0%



San Francisco Municipal Transportation Agency  
**Expenditure By Fund By Account**  
 Budget Year 2019 and 2020

Account ID	Account Title	2018 Amended Budget	2019 Adopted Budget	2020 Adopted Budget	2019 Compared to 2018	2020 Compared to 2019
<b>FUND: 22460 MTA TS CAP OTHER-FUNDED PRJ</b>						
<b>TOTAL:</b>	<b>MTA TS CAP OTHER-FUNDED PRJ</b>	<b>31,900,000</b>	<b>12,970,000</b>	<b>0</b>	<b>(18,930,000)</b>	<b>-59.3% (12,970,000) -100.0%</b>
<b>FUND: 22540 MTA TS SPE REV TIDF</b>						
567000	Bldgs,Struct&Imprv Proj-Budget	1,391,697	0	0	(1,391,697)	-100.0% 0 0.0%
<b>TOTAL:</b>	<b>MTA TS SPE REV TIDF</b>	<b>1,391,697</b>	<b>0</b>	<b>0</b>	<b>(1,391,697)</b>	<b>-100.0% 0 0.0%</b>
<b>FUND: 22770 MTA OH OPR AGENCYWIDE</b>						
501010	Perm Salaries-Misc-Regular	28,399,774	0	0	(28,399,774)	-100.0% 0 0.0%
501070	Holiday Pay - Misc	21,564	0	0	(21,564)	-100.0% 0 0.0%
509010	Premium Pay - Misc	141,493	0	0	(141,493)	-100.0% 0 0.0%
511010	Overtime - Scheduled Misc	62,000	0	0	(62,000)	-100.0% 0 0.0%
513010	Retire City Misc	5,265,464	0	0	(5,265,464)	-100.0% 0 0.0%
514010	Social Security (Oasdi & Hi)	1,649,867	0	0	(1,649,867)	-100.0% 0 0.0%
514020	Social Sec-Medicare(HI Only)	415,050	0	0	(415,050)	-100.0% 0 0.0%
515010	Health Service-City Match	845,060	0	0	(845,060)	-100.0% 0 0.0%
515510	Health Service-Admin Cost	1,362,622	0	0	(1,362,622)	-100.0% 0 0.0%
515610	Health Service-Retiree Subsidy	27,775,591	0	0	(27,775,591)	-100.0% 0 0.0%
515710	Dependent Coverage	2,256,333	0	0	(2,256,333)	-100.0% 0 0.0%
516000	Dental Coverage - Budget	613,141	0	0	(613,141)	-100.0% 0 0.0%
516010	Dental Coverage	326,514	0	0	(326,514)	-100.0% 0 0.0%
517010	Unemployment Insurance	77,297	0	0	(77,297)	-100.0% 0 0.0%
519110	Flexible Benefit Package	146,653	0	0	(146,653)	-100.0% 0 0.0%
519120	Long Term Disability Insurance	81,347	0	0	(81,347)	-100.0% 0 0.0%
519130	Life Insurance	46,096	0	0	(46,096)	-100.0% 0 0.0%
520100	Overhead Recovery	(136,782,262)	0	0	136,782,262	-100.0% 0 0.0%
521000	Travel-Budget	6,000	0	0	(6,000)	-100.0% 0 0.0%



San Francisco Municipal Transportation Agency  
**Expenditure By Fund By Account**  
 Budget Year 2019 and 2020

Account ID	Account Title	2018 Amended Budget	2019 Adopted Budget	2020 Adopted Budget	2019 Compared to 2018	2020 Compared to 2019
<b>FUND: 22770 MTA OH OPR AGENCYWIDE</b>						
521010	Travel Costs Paid To Employees	3,279	0	0	(3,279) -100.0%	0 0.0%
521020	Travel Costs Paid To Vendors	1,284	0	0	(1,284) -100.0%	0 0.0%
521030	Air Travel - Employees	27,424	0	0	(27,424) -100.0%	0 0.0%
521050	Non-Air Travel - Employees	18,954	0	0	(18,954) -100.0%	0 0.0%
522010	Training Costs Paid To Empl	30,799	0	0	(30,799) -100.0%	0 0.0%
522020	Training Costs Paid To Vendors	182,436	0	0	(182,436) -100.0%	0 0.0%
523010	Auto Mileage	2,175	0	0	(2,175) -100.0%	0 0.0%
523020	Local Field Exp	566	0	0	(566) -100.0%	0 0.0%
523050	Employee Recognition	1,000	0	0	(1,000) -100.0%	0 0.0%
524010	Membership Fees	179,831	0	0	(179,831) -100.0%	0 0.0%
525010	Promotional & Entertainmnt Exp	48,877	0	0	(48,877) -100.0%	0 0.0%
526010	Arbitrators	5,883	0	0	(5,883) -100.0%	0 0.0%
526610	Interpreters	18,137	0	0	(18,137) -100.0%	0 0.0%
526990	Other Fees	20,978	0	0	(20,978) -100.0%	0 0.0%
527000	Prof & Specialized Svcs-Bdgt	775,000	0	0	(775,000) -100.0%	0 0.0%
527210	Auditing & Accounting	417,417	0	0	(417,417) -100.0%	0 0.0%
527830	Stipends	47,452	0	0	(47,452) -100.0%	0 0.0%
527990	Other Professional Services	2,027,472	0	0	(2,027,472) -100.0%	0 0.0%
529110	Dp-Wp Equipment Maint	475,000	0	0	(475,000) -100.0%	0 0.0%
529990	Other Equip Maint	5,941	0	0	(5,941) -100.0%	0 0.0%
530110	Property Rent	1,654,200	0	0	(1,654,200) -100.0%	0 0.0%
530310	Misc Facilities Rental	7,300	0	0	(7,300) -100.0%	0 0.0%
531000	Rents & Leases-Equipment-Bdgt	365,000	0	0	(365,000) -100.0%	0 0.0%
531110	Data Processing Equip Rental	660,000	0	0	(660,000) -100.0%	0 0.0%
531350	Reproduction Copier Store Prog	90,756	0	0	(90,756) -100.0%	0 0.0%





San Francisco Municipal Transportation Agency  
**Expenditure By Fund By Account**  
 Budget Year 2019 and 2020

Account ID	Account Title	2018 Amended Budget	2019 Adopted Budget	2020 Adopted Budget	2019 Compared to 2018	2020 Compared to 2019
<b>FUND: 22770 MTA OH OPR AGENCYWIDE</b>						
531990	Other Equipment Rentals	35,000	0	0	(35,000) -100.0%	0 0.0%
532410	Telephone Chrgs-Non Work Order	9,014	0	0	(9,014) -100.0%	0 0.0%
535210	Freight-Delivery	3,219	0	0	(3,219) -100.0%	0 0.0%
535310	Graphics	50,000	0	0	(50,000) -100.0%	0 0.0%
535520	Printing	359,105	0	0	(359,105) -100.0%	0 0.0%
535610	Postage	497	0	0	(497) -100.0%	0 0.0%
535710	Subscriptions	13,654	0	0	(13,654) -100.0%	0 0.0%
535810	Advertising	107,896	0	0	(107,896) -100.0%	0 0.0%
535960	Software Licensing Fees	3,605,655	0	0	(3,605,655) -100.0%	0 0.0%
535990	Other Current Expenses	23,234	0	0	(23,234) -100.0%	0 0.0%
540000	Materials & Supplies-Budget	6,677,328	0	0	(6,677,328) -100.0%	0 0.0%
542210	Hardware	505	0	0	(505) -100.0%	0 0.0%
543410	Communication Supplies	1,051	0	0	(1,051) -100.0%	0 0.0%
546990	Food	40,000	0	0	(40,000) -100.0%	0 0.0%
549210	Data Processing Supplies	569,160	0	0	(569,160) -100.0%	0 0.0%
549250	Minor Data Processing Equipmnt	260,614	0	0	(260,614) -100.0%	0 0.0%
549310	Forms	26,572	0	0	(26,572) -100.0%	0 0.0%
549410	Minor Furnishings	13,028	0	0	(13,028) -100.0%	0 0.0%
549500	Office Supply-Citywide Contrac	35,424	0	0	(35,424) -100.0%	0 0.0%
549510	Other Office Supplies	47,222	0	0	(47,222) -100.0%	0 0.0%
549770	Audio-Visual Equipt&Suppl-5K<<	17,650	0	0	(17,650) -100.0%	0 0.0%
549990	Other Materials & Supplies	60,631	0	0	(60,631) -100.0%	0 0.0%
550010	Eqpmnt(5KOr_-Controlled Asset)	382,833	0	0	(382,833) -100.0%	0 0.0%
551140	Workers' Comp-Med Emplye Reimb	952,948	0	0	(952,948) -100.0%	0 0.0%
552210	Fees Licenses Permits	290,694	0	0	(290,694) -100.0%	0 0.0%



San Francisco Municipal Transportation Agency  
**Expenditure By Fund By Account**  
 Budget Year 2019 and 2020

Account ID	Account Title	2018 Amended Budget	2019 Adopted Budget	2020 Adopted Budget	2019 Compared to 2018	2020 Compared to 2019
<b>FUND: 22770 MTA OH OPR AGENCYWIDE</b>						
560610	Data Processing Equipment	4,000,000	0	0	(4,000,000) -100.0%	0 0.0%
581064	Ef-PUC-Water Charges	306,931	0	0	(306,931) -100.0%	0 0.0%
581066	Sr-DPW-Architecture	85,000	0	0	(85,000) -100.0%	0 0.0%
581068	Sr-DPW-Street Cleaning	275,000	0	0	(275,000) -100.0%	0 0.0%
581070	GF-Board Of Supervisors	35,318	0	0	(35,318) -100.0%	0 0.0%
581120	GF-Con-Financial Systems	525,666	0	0	(525,666) -100.0%	0 0.0%
581130	GF-Con-Internal Audits	346,463	0	0	(346,463) -100.0%	0 0.0%
581140	DT Technology Projects	29,052	0	0	(29,052) -100.0%	0 0.0%
581160	GF-Adm-General(AAO)	5,988,123	0	0	(5,988,123) -100.0%	0 0.0%
581170	GF-Risk Management Svcs (AAO)	2,556,306	0	0	(2,556,306) -100.0%	0 0.0%
581210	DT Technology Infrastructure	7,215,437	0	0	(7,215,437) -100.0%	0 0.0%
581245	GF-CON-Information System Ops	3,708,327	0	0	(3,708,327) -100.0%	0 0.0%
581260	GF-Civil Service	160,839	0	0	(160,839) -100.0%	0 0.0%
581270	GF-City Attorney-Legal Service	10,893,413	0	0	(10,893,413) -100.0%	0 0.0%
581280	DT SFGov TV Services	67,702	0	0	(67,702) -100.0%	0 0.0%
581290	Con-Fin Systems Replacement Pr	481,405	0	0	(481,405) -100.0%	0 0.0%
581325	DT Enterprise Tech Contracts	96,790	0	0	(96,790) -100.0%	0 0.0%
581330	GF-Bus & Ecn Dev	80,956	0	0	(80,956) -100.0%	0 0.0%
581350	GF-Emergency Communications	157,192	0	0	(157,192) -100.0%	0 0.0%
581360	DT Telecommunications Services	1,051,370	0	0	(1,051,370) -100.0%	0 0.0%
581370	GF-Environment	26,523	0	0	(26,523) -100.0%	0 0.0%
581430	GF-HR-Equal Employmnt Opportuni	621,890	0	0	(621,890) -100.0%	0 0.0%
581460	GF-HR-Workers' Comp Claims	135,000	0	0	(135,000) -100.0%	0 0.0%
581520	Ef-SFGH-Medical Service	846,082	0	0	(846,082) -100.0%	0 0.0%
581580	GF-Chs-Toxic Waste&Haz Mat Svc	279,665	0	0	(279,665) -100.0%	0 0.0%



San Francisco Municipal Transportation Agency  
**Expenditure By Fund By Account**  
 Budget Year 2019 and 2020

Account ID	Account Title	2018 Amended Budget	2019 Adopted Budget	2020 Adopted Budget	2019 Compared to 2018	2020 Compared to 2019
<b>FUND: 22770 MTA OH OPR AGENCYWIDE</b>						
581610	GF-DHR-Mta Prop E Services	200,000	0	0	(200,000) -100.0%	0 0.0%
581690	GF-Mayor'S Office Services	234,529	0	0	(234,529) -100.0%	0 0.0%
581750	GF-Purch-General Office	247,857	0	0	(247,857) -100.0%	0 0.0%
581780	OCA-Labor Standard Enforcement	170,383	0	0	(170,383) -100.0%	0 0.0%
581790	GF-Purch-Mail Services	150,714	0	0	(150,714) -100.0%	0 0.0%
581820	Is-Purch-Reproduction	73,876	0	0	(73,876) -100.0%	0 0.0%
581870	GF-City Hall Fellows Program	276,000	0	0	(276,000) -100.0%	0 0.0%
581890	GF-Rent Paid To Real Estate	4,544,708	0	0	(4,544,708) -100.0%	0 0.0%
581950	GF-Social Services	250,000	0	0	(250,000) -100.0%	0 0.0%
581980	GF-Tax Collector	521,784	0	0	(521,784) -100.0%	0 0.0%
<b>TOTAL: MTA OH OPR AGENCYWIDE</b>		<b>0</b>	<b>0</b>	<b>0</b>	<b>0 0.0%</b>	<b>0 0.0%</b>
<b>FUND: 22870 MTA SS Op Annual Account Ctrl</b>						
501010	Perm Salaries-Misc-Regular	47,285,643	47,922,887	48,276,369	637,244 1.3%	353,482 0.7%
501070	Holiday Pay - Misc	228,025	228,025	228,025	0 0.0%	0 0.0%
509010	Premium Pay - Misc	595,543	595,543	595,543	0 0.0%	0 0.0%
511010	Overtime - Scheduled Misc	1,684,498	1,554,498	1,567,192	(130,000) -7.7%	12,694 0.8%
513010	Retire City Misc	8,461,429	8,584,441	8,610,132	123,012 1.5%	25,691 0.3%
514010	Social Security (Oasdi & Hi)	3,024,796	3,053,143	3,087,765	28,347 0.9%	34,622 1.1%
514020	Social Sec-Medicare(HI Only)	722,009	729,366	734,675	7,357 1.0%	5,309 0.7%
515010	Health Service-City Match	1,991,426	2,058,952	2,196,808	67,526 3.4%	137,856 6.7%
515020	Retiree Health-Match-Prop B	273,324	300,908	336,539	27,584 10.1%	35,631 11.8%
515030	RetireeHlthCare-CityMatchPropC	151,473	222,552	266,706	71,079 46.9%	44,154 19.8%
515610	Health Service-Retiree Subsidy	4,274,303	4,419,630	4,629,562	145,327 3.4%	209,932 4.7%
515710	Dependent Coverage	4,825,769	4,990,754	5,325,024	164,985 3.4%	334,270 6.7%



San Francisco Municipal Transportation Agency  
**Expenditure By Fund By Account**  
 Budget Year 2019 and 2020

Account ID	Account Title	2018 Amended Budget	2019 Adopted Budget	2020 Adopted Budget	2019 Compared to 2018	2020 Compared to 2019
<b>FUND: 22870 MTA SS Op Annual Account Ctrl</b>						
516010	Dental Coverage	709,790	682,575	682,575	(27,215) -3.8%	0 0.0%
517010	Unemployment Insurance	134,443	135,809	136,802	1,366 1.0%	993 0.7%
519110	Flexible Benefit Package	108,089	129,013	137,639	20,924 19.4%	8,626 6.7%
519120	Long Term Disability Insurance	153,856	155,764	156,956	1,908 1.2%	1,192 0.8%
519990	Other Fringe Benefits	1,839,532	(160,468)	(160,468)	(2,000,000) -108.7%	0 0.0%
520010	Indirect Cost Reimbursement	417,521	340,695	340,695	(76,826) -18.4%	0 0.0%
520190	Department Overhead	24,916,504	24,208,277	24,713,172	(708,227) -2.8%	504,895 2.1%
521030	Air Travel - Employees	18,500	18,500	18,500	0 0.0%	0 0.0%
521050	Non-Air Travel - Employees	20,500	20,500	20,500	0 0.0%	0 0.0%
522010	Training Costs Paid To Emplpye	5,000	5,000	5,000	0 0.0%	0 0.0%
522020	Training Costs Paid To Vendors	149,454	149,454	149,454	0 0.0%	0 0.0%
523010	Auto Mileage	129	129	129	0 0.0%	0 0.0%
523020	Local Field Exp	202	202	202	0 0.0%	0 0.0%
524010	Membership Fees	25,984	28,984	28,984	3,000 11.5%	0 0.0%
525010	Promotional & Entertainmnt Exp	7,315	0	0	(7,315) -100.0%	0 0.0%
526610	Interpreters	5,724	5,724	5,724	0 0.0%	0 0.0%
526990	Other Fees	80,677	80,000	80,000	(677) -0.8%	0 0.0%
527000	Prof & Specialized Svcs-Bdgt	295,000	332,000	332,000	37,000 12.5%	0 0.0%
527210	Auditing & Accounting	7,786	7,786	7,786	0 0.0%	0 0.0%
527990	Other Professional Services	55,437,422	61,680,714	62,701,689	6,243,292 11.3%	1,020,975 1.7%
528010	Scavenger Services	28,629	26,630	26,630	(1,999) -7.0%	0 0.0%
528020	Janitorial Services	58,765	142,765	142,765	84,000 142.9%	0 0.0%
528030	Pest Control	5,013	5,013	5,013	0 0.0%	0 0.0%
528110	Security	889	889	889	0 0.0%	0 0.0%
528990	Other Bldg Maint Svcs	36,000	36,000	36,000	0 0.0%	0 0.0%



San Francisco Municipal Transportation Agency  
**Expenditure By Fund By Account**  
 Budget Year 2019 and 2020

Account ID	Account Title	2018 Amended Budget	2019 Adopted Budget	2020 Adopted Budget	2019 Compared to 2018		2020 Compared to 2019	
<b>FUND: 22870 MTA SS Op Annual Account Ctrl</b>								
529210	Veh Maint (Non Central Shops)	20,000	20,000	20,000	0	0.0%	0	0.0%
529310	Office Equip Maint	5,365	5,365	5,365	0	0.0%	0	0.0%
529510	Construction Equip Maint	1,000	1,000	1,000	0	0.0%	0	0.0%
529990	Other Equip Maint	69,095	55,128	55,128	(13,967)	-20.2%	0	0.0%
530110	Property Rent	7,091,825	5,627,708	5,827,038	(1,464,117)	-20.6%	199,330	3.5%
530210	Garage Rent	112,440	44,579	49,037	(67,861)	-60.4%	4,458	10.0%
530310	Misc Facilities Rental	14,000	6,500	6,500	(7,500)	-53.6%	0	0.0%
531310	Office Machine Rental	23,819	23,819	23,819	0	0.0%	0	0.0%
531350	Reproduction Copier Store Prog	42,535	42,535	42,535	0	0.0%	0	0.0%
531990	Other Equipment Rentals	5,000	5,000	5,000	0	0.0%	0	0.0%
532410	Telephone Chrgs-Non Work Order	3,082	0	0	(3,082)	-100.0%	0	0.0%
535110	Cleaning Laundry	115,412	115,600	115,600	188	0.2%	0	0.0%
535210	Freight-Delivery	25,255	13,724	13,724	(11,531)	-45.7%	0	0.0%
535510	Copy Machine	10,600	10,600	10,600	0	0.0%	0	0.0%
535520	Printing	117,899	98,243	98,243	(19,656)	-16.7%	0	0.0%
535710	Subscriptions	7,206	7,206	7,206	0	0.0%	0	0.0%
535810	Advertising	5,897	5,897	5,897	0	0.0%	0	0.0%
535930	Bank Service Fee	2,232	2,232	2,232	0	0.0%	0	0.0%
535950	Credit Card Processing Fees	1,718,766	4,783,055	5,140,484	3,064,289	178.3%	357,429	7.5%
535960	Software Licensing Fees	287,633	337,633	337,633	50,000	17.4%	0	0.0%
535990	Other Current Expenses	166,206	62,519	63,137	(103,687)	-62.4%	618	1.0%
540000	Materials & Supplies-Budget	781,019	709,937	711,480	(71,082)	-9.1%	1,543	0.2%
542110	Electrical	1,112,586	1,042,035	1,042,035	(70,551)	-6.3%	0	0.0%
542210	Hardware	747,080	490,992	490,992	(256,088)	-34.3%	0	0.0%
542310	Lighting	15,000	0	0	(15,000)	-100.0%	0	0.0%



San Francisco Municipal Transportation Agency  
**Expenditure By Fund By Account**  
 Budget Year 2019 and 2020

Account ID	Account Title	2018 Amended Budget	2019 Adopted Budget	2020 Adopted Budget	2019 Compared to 2018	2020 Compared to 2019
<b>FUND: 22870 MTA SS Op Annual Account Ctrl</b>						
542510	Painters Supplies	605,582	931,725	931,725	326,143 53.9%	0 0.0%
542610	Plumbing Supplies	71,439	40,000	40,000	(31,439) -44.0%	0 0.0%
542810	Small Tools And Intruments	174,016	226,144	226,144	52,128 30.0%	0 0.0%
542980	Other Construction Materials	6,660	0	0	(6,660) -100.0%	0 0.0%
543210	Rail Vehicle Supplies	3,000	0	0	(3,000) -100.0%	0 0.0%
543310	Vehicle Parts-Supplies	5,249	5,249	5,249	0 0.0%	0 0.0%
543410	Communication Supplies	1,500	0	0	(1,500) -100.0%	0 0.0%
543990	Other Equipment Maint Supplies	69,659	7,000	7,000	(62,659) -90.0%	0 0.0%
544930	Cleaning Supplies	5,620	704	704	(4,916) -87.5%	0 0.0%
544990	Other Hosp, Clinics&Lab Supply	229	0	0	(229) -100.0%	0 0.0%
545310	Uniforms	126,009	351,147	351,147	225,138 178.7%	0 0.0%
545990	Other Safety Expenses	317,284	373,307	373,293	56,023 17.7%	(14) 0.0%
546990	Food	5,000	5,000	5,000	0 0.0%	0 0.0%
547990	Fuels & Lubricants	2,030	0	0	(2,030) -100.0%	0 0.0%
549210	Data Processing Supplies	31,976	30,976	30,976	(1,000) -3.1%	0 0.0%
549310	Forms	12,678	11,145	11,145	(1,533) -12.1%	0 0.0%
549410	Minor Furnishings	58,284	25,000	25,000	(33,284) -57.1%	0 0.0%
549500	Office Supply-Citywide Contrac	96,633	101,069	101,069	4,436 4.6%	0 0.0%
549510	Other Office Supplies	47,487	46,580	46,580	(907) -1.9%	0 0.0%
549750	Books - Non Library Only	1,000	0	0	(1,000) -100.0%	0 0.0%
549770	Audio-Visual Equipt&Suppl-5K<	167	167	167	0 0.0%	0 0.0%
549990	Other Materials & Supplies	680,234	780,594	780,594	100,360 14.8%	0 0.0%
550010	Eqpmnt(5KOr_-Controlled Asset)	219,947	219,947	219,947	0 0.0%	0 0.0%
551140	Workers' Comp-Med Emplye Reimb	2,221,205	2,780,790	2,861,875	559,585 25.2%	81,085 2.9%
552000	Taxes, Licenses & Permits-Bdgt	11,500	0	0	(11,500) -100.0%	0 0.0%



San Francisco Municipal Transportation Agency  
**Expenditure By Fund By Account**  
 Budget Year 2019 and 2020

Account ID	Account Title	2018 Amended Budget	2019 Adopted Budget	2020 Adopted Budget	2019 Compared to 2018		2020 Compared to 2019	
<b>FUND: 22870 MTA SS Op Annual Account Ctrl</b>								
552110	Taxes	9,930,052	12,243,646	12,253,646	2,313,594	23.3%	10,000	0.1%
552210	Fees Licenses Permits	17,502	15,940	15,940	(1,562)	-8.9%	0	0.0%
552410	Payments To Other Govt	4,647,634	47,634	47,634	(4,600,000)	-99.0%	0	0.0%
560290	Automotive & Other Vehicles	1,310,618	0	0	(1,310,618)	-100.0%	0	0.0%
560610	Data Processing Equipment	44,731	0	0	(44,731)	-100.0%	0	0.0%
560990	Other Equipment	1,622,301	0	0	(1,622,301)	-100.0%	0	0.0%
579050	MTA Overhead Cost Recovery	(4,700,000)	(4,700,000)	(4,700,000)	0	0.0%	0	0.0%
579990	Allocated Chrgs-Spec Sources	(716,293)	(716,293)	(716,293)	0	0.0%	0	0.0%
581051	GF-PUC-Light Heat & Power	650,469	622,803	683,804	(27,666)	-4.3%	61,001	9.8%
581063	PUC Sewer Service Charges	2,946	2,899	3,071	(47)	-1.6%	172	5.9%
581064	Ef-PUC-Water Charges	4,127	4,600	5,000	473	11.5%	400	8.7%
581067	Sr-DPW-Building Repair	95,000	98,325	101,766	3,325	3.5%	3,441	3.5%
581068	Sr-DPW-Street Cleaning	376,273	689,883	714,029	313,610	83.3%	24,146	3.5%
581069	Sr-DPW-Street Use & Mapping	150,000	115,000	119,025	(35,000)	-23.3%	4,025	3.5%
581078	Sr-DPW-Street Repair	25,000	25,000	25,000	0	0.0%	0	0.0%
581081	Sr-DPW-Urban Forestry	50,000	60,000	62,050	10,000	20.0%	2,050	3.4%
581130	GF-Con-Internal Audits	98,213	101,046	106,038	2,833	2.9%	4,992	4.9%
581140	DT Technology Projects	4,105	4,105	4,105	0	0.0%	0	0.0%
581210	DT Technology Infrastructure	898,635	1,181,144	1,198,336	282,509	31.4%	17,192	1.5%
581270	GF-City Attorney-Legal Service	300,000	300,000	300,000	0	0.0%	0	0.0%
581325	DT Enterprise Tech Contracts	13,677	19,503	20,088	5,826	42.6%	585	3.0%
581330	GF-Bus & Ecn Dev	0	189,820	189,820	189,820	100.0%	0	0.0%
581360	DT Telecommunications Services	198,127	177,838	177,534	(20,289)	-10.2%	(304)	-0.2%
581570	GF-Chs-Medical Service	154,537	170,635	170,635	16,098	10.4%	0	0.0%
581580	GF-Chs-Toxic Waste&Haz Mat Svc	17,520	21,071	21,071	3,551	20.3%	0	0.0%



San Francisco Municipal Transportation Agency  
**Expenditure By Fund By Account**  
 Budget Year 2019 and 2020

Account ID	Account Title	2018 Amended Budget	2019 Adopted Budget	2020 Adopted Budget	2019 Compared to 2018		2020 Compared to 2019	
<b>FUND: 22870 MTA SS Op Annual Account Ctrl</b>								
581710	Is-Purch-Centr Shop-AutoMaint	1,513,493	1,524,213	1,563,264	10,720	0.7%	39,051	2.6%
581730	Is-Purch-Vehicle Leasing (AAO)	3,626	3,718	3,813	92	2.5%	95	2.6%
581740	Is-Purch-Centr Shop-FuelStock	530,501	426,302	453,042	(104,199)	-19.6%	26,740	6.3%
581790	GF-Purch-Mail Services	207,095	207,095	207,095	0	0.0%	0	0.0%
581820	Is-Purch-Reproduction	29,483	54,483	55,233	25,000	84.8%	750	1.4%
581830	GF-Police Security	3,120,000	0	0	(3,120,000)	-100.0%	0	0.0%
581840	GF-Police Non-Security Svcs	300,000	300,000	300,000	0	0.0%	0	0.0%
581880	GF-Rec & Park-Gardener	100,968	0	0	(100,968)	-100.0%	0	0.0%
581890	GF-Rent Paid To Real Estate	718,458	798,534	820,737	80,076	11.1%	22,203	2.8%
581940	Sr-DPW-Street Repair	0	25,000	25,875	25,000	100.0%	875	3.5%
581980	GF-Tax Collector	0	150,000	209,000	150,000	100.0%	59,000	39.3%
<b>TOTAL:</b>	<b>MTA SS Op Annual Account Ctrl</b>	<b>196,975,100</b>	<b>196,304,449</b>	<b>199,955,634</b>	<b>(670,651)</b>	<b>-0.3%</b>	<b>3,651,185</b>	<b>1.9%</b>
<b>FUND: 22890 MTA SS ContinuingAuthorityCtrl</b>								
567000	Bldgs,Struct&Imprv Proj-Budget	6,676,000	5,582,000	5,250,000	(1,094,000)	-16.4%	(332,000)	-5.9%
<b>TOTAL:</b>	<b>MTA SS ContinuingAuthorityCtrl</b>	<b>6,676,000</b>	<b>5,582,000</b>	<b>5,250,000</b>	<b>(1,094,000)</b>	<b>-16.4%</b>	<b>(332,000)</b>	<b>-5.9%</b>
<b>FUND: 22940 MTA SS CAP REVBD 2012B</b>								
567000	Bldgs,Struct&Imprv Proj-Budget	0	142,528	0	142,528	100.0%	(142,528)	-100.0%
<b>TOTAL:</b>	<b>MTA SS CAP REVBD 2012B</b>	<b>0</b>	<b>142,528</b>	<b>0</b>	<b>142,528</b>	<b>100.0%</b>	<b>(142,528)</b>	<b>-100.0%</b>
<b>FUND: 22950 MTA SS CAP REVBD 2013A</b>								
567000	Bldgs,Struct&Imprv Proj-Budget	0	410,528	0	410,528	100.0%	(410,528)	-100.0%
<b>TOTAL:</b>	<b>MTA SS CAP REVBD 2013A</b>	<b>0</b>	<b>410,528</b>	<b>0</b>	<b>410,528</b>	<b>100.0%</b>	<b>(410,528)</b>	<b>-100.0%</b>
<b>FUND: 22960 MTA SS CAP REVBD 2014A</b>								
567000	Bldgs,Struct&Imprv Proj-Budget	0	1,290,518	0	1,290,518	100.0%	(1,290,518)	-100.0%





San Francisco Municipal Transportation Agency  
**Expenditure By Fund By Account**  
 Budget Year 2019 and 2020

Account ID	Account Title	2018 Amended Budget	2019 Adopted Budget	2020 Adopted Budget	2019 Compared to 2018	2020 Compared to 2019
<b>FUND: 22960 MTA SS CAP REVBD 2014A</b>						
<b>TOTAL: MTA SS CAP REVBD 2014A</b>		<b>0</b>	<b>1,290,518</b>	<b>0</b>	<b>1,290,518</b>	<b>100.0% (1,290,518) -100.0%</b>
<b>FUND: 23000 MTA SS CAP DEV IMPACT PRJ</b>						
567000	Bldgs,Struct&Imprv Proj-Budget	2,824,271	1,143,956	3,240,093	(1,680,315) -59.5%	2,096,137 183.2%
<b>TOTAL: MTA SS CAP DEV IMPACT PRJ</b>		<b>2,824,271</b>	<b>1,143,956</b>	<b>3,240,093</b>	<b>(1,680,315) -59.5%</b>	<b>2,096,137 183.2%</b>
<b>FUND: 23035 MTA SS CAP Projects Prop B Fun</b>						
567000	Bldgs,Struct&Imprv Proj-Budget	0	12,730,000	13,840,000	12,730,000 100.0%	1,110,000 8.7%
<b>TOTAL: MTA SS CAP Projects Prop B Fun</b>		<b>0</b>	<b>12,730,000</b>	<b>13,840,000</b>	<b>12,730,000 100.0%</b>	<b>1,110,000 8.7%</b>
<b>FUND: 23040 MTA SS CAP OTHER-FUNDED PRJ</b>						
567000	Bldgs,Struct&Imprv Proj-Budget	9,770,000	2,000,000	0	(7,770,000) -79.5%	(2,000,000) -100.0%
<b>TOTAL: MTA SS CAP OTHER-FUNDED PRJ</b>		<b>9,770,000</b>	<b>2,000,000</b>	<b>0</b>	<b>(7,770,000) -79.5%</b>	<b>(2,000,000) -100.0%</b>
<b>FUND: 23390 MTA SS OPR PROJ SUPPORT-PSF</b>						
501010	Perm Salaries-Misc-Regular	2,000	0	0	(2,000) -100.0%	0 0.0%
514010	Social Security (Oasdi & Hi)	124	0	0	(124) -100.0%	0 0.0%
514020	Social Sec-Medicare(HI Only)	29	0	0	(29) -100.0%	0 0.0%
517010	Unemployment Insurance	5	0	0	(5) -100.0%	0 0.0%
519990	Other Fringe Benefits	2,000,000	0	0	(2,000,000) -100.0%	0 0.0%
579030	MTA Division OH Cost Recovery	(2,002,158)	0	0	2,002,158 -100.0%	0 0.0%
<b>TOTAL: MTA SS OPR PROJ SUPPORT-PSF</b>		<b>0</b>	<b>0</b>	<b>0</b>	<b>0 0.0%</b>	<b>0 0.0%</b>
<b>SFMTA Totals</b>		<b>1,183,468,406</b>	<b>1,217,463,609</b>	<b>1,274,430,572</b>	<b>33,995,203 2.9%</b>	<b>56,966,963 4.7%</b>



# POSITION



San Francisco Municipal Transportation Agency  
**Position By Class**  
 Budget Year 2019 and 2020

Job Class	Job Class Title	2018 Amended Budget	2019 Adopted Budget	2020 Adopted Budget	2019 Compared to 2018	2020 Compared to 2019
1033_C	IS Trainer-Senior	1.00	1.00	1.00	0.00	0.00
1041_C	IS Engineer-Assistant	2.00	2.00	2.00	0.00	0.00
1042_C	IS Engineer-Journey	5.00	5.00	5.00	0.00	0.00
1043_C	IS Engineer-Senior	2.00	4.00	4.00	2.00	0.00
1044_C	IS Engineer-Principal	18.00	17.00	17.00	(1.00)	0.00
1051_C	IS Business Analyst-Assistant	1.00	1.00	1.00	0.00	0.00
1052_C	IS Business Analyst	6.00	7.00	7.00	1.00	0.00
1053_C	IS Business Analyst-Senior	6.00	7.00	7.00	1.00	0.00
1054_C	IS Business Analyst-Principal	3.00	3.00	3.00	0.00	0.00
1070_C	IS Project Director	3.00	2.00	2.00	(1.00)	0.00
1091_C	IT Operations Support Administrator I	3.00	2.00	2.00	(1.00)	0.00
1093_C	IT Operations Support Administrator III	2.00	2.00	2.00	0.00	0.00
1094_C	IT Operations Support Administrator IV	6.00	6.00	6.00	0.00	0.00
1095_C	IT Operations Support Administrator V	1.00	1.00	1.00	0.00	0.00
1202_C	Personnel Clerk	7.00	7.00	7.00	0.00	0.00
1204_C	Senior Personnel Clerk	7.00	7.00	7.00	0.00	0.00
1220_C	Payroll Clerk	6.00	6.00	6.00	0.00	0.00
1222_C	Senior Payroll And Personnel Clerk	9.00	9.00	9.00	0.00	0.00
1224_C	Principal Payroll And Personnel Clerk	3.00	3.00	3.00	0.00	0.00
1226_C	Chief Payroll And Personnel Clerk	1.00	1.00	1.00	0.00	0.00
1231_C	EEO Programs Senior Specialist	1.00	1.00	1.00	0.00	0.00
1241_C	Personnel Analyst	19.00	19.00	19.00	0.00	0.00
1244_C	Senior Personnel Analyst	12.00	12.00	12.00	0.00	0.00
1246_C	Principal Personnel Analyst	1.00	1.00	1.00	0.00	0.00
1310_C	Public Relations Assistant	4.00	4.00	4.00	0.00	0.00



San Francisco Municipal Transportation Agency  
**Position By Class**  
 Budget Year 2019 and 2020

Job Class	Job Class Title	2018 Amended Budget	2019 Adopted Budget	2020 Adopted Budget	2019 Compared to 2018	2020 Compared to 2019
1312_C	Public Information Officer	15.00	12.00	12.00	(3.00)	0.00
1314_C	Public Relations Officer	11.00	8.00	8.00	(3.00)	0.00
1402_C	Junior Clerk	1.00	1.00	1.00	0.00	0.00
1404_C	Clerk	8.00	6.77	7.00	(1.23)	0.23
1406_C	Senior Clerk	21.00	22.77	23.00	1.77	0.23
1408_C	Principal Clerk	7.00	6.00	6.00	(1.00)	0.00
1410_C	Chief Clerk	3.00	2.00	2.00	(1.00)	0.00
1424_C	Clerk Typist	6.00	5.00	5.00	(1.00)	0.00
1426_C	Senior Clerk Typist	10.00	9.00	9.00	(1.00)	0.00
1444_C	Secretary I	2.00	2.00	2.00	0.00	0.00
1446_C	Secretary II	15.00	10.00	10.00	(5.00)	0.00
1450_C	Executive Secretary I	6.00	6.00	6.00	0.00	0.00
1452_C	Executive Secretary II	6.00	8.00	8.00	2.00	0.00
1454_C	Executive Secretary III	2.00	1.00	1.00	(1.00)	0.00
1630_C	Account Clerk	2.00	2.00	2.00	0.00	0.00
1632_C	Senior Account Clerk	11.00	10.00	10.00	(1.00)	0.00
1634_C	Principal Account Clerk	13.00	13.00	13.00	0.00	0.00
1652_C	Accountant II	7.00	8.00	8.00	1.00	0.00
1654_C	Accountant III	18.00	18.00	18.00	0.00	0.00
1657_C	Accountant IV	9.00	10.00	10.00	1.00	0.00
1704_C	Communications Dispatcher I	15.00	15.00	15.00	0.00	0.00
1705_C	Communications Dispatcher II	6.00	6.00	6.00	0.00	0.00
1708_C	Senior Telephone Operator	3.00	3.00	3.00	0.00	0.00
1760_C	Offset Machine Operator	1.00	1.00	1.00	0.00	0.00
1770_C	Photographer	1.00	1.00	1.00	0.00	0.00



San Francisco Municipal Transportation Agency  
**Position By Class**  
 Budget Year 2019 and 2020

Job Class	Job Class Title	2018 Amended Budget	2019 Adopted Budget	2020 Adopted Budget	2019 Compared to 2018	2020 Compared to 2019
1820_C	Junior Administrative Analyst	11.00	11.00	11.00	0.00	0.00
1822_C	Administrative Analyst	18.00	22.77	23.00	4.77	0.23
1823_C	Senior Administrative Analyst	44.00	44.54	45.00	0.54	0.46
1824_C	Principal Administrative Analyst	51.00	47.00	47.00	(4.00)	0.00
1825_C	Principal Administrative Analyst II	2.00	0.00	0.00	(2.00)	0.00
1840_C	Junior Management Assistant	14.00	18.00	18.00	4.00	0.00
1842_C	Management Assistant	12.00	14.77	15.00	2.77	0.23
1844_C	Senior Management Assistant	19.00	20.00	20.00	1.00	0.00
1929_C	Parts Storekeeper	37.00	40.08	41.00	3.08	0.92
1931_C	Senior Parts Storekeeper	7.00	7.77	8.00	0.77	0.23
1934_C	Storekeeper	2.00	2.00	2.00	0.00	0.00
1935_C	Principal Parts Storekeeper	1.00	1.00	1.00	0.00	0.00
1936_C	Senior Storekeeper	2.00	2.00	2.00	0.00	0.00
1937_C	Supervising Parts Storekeeper	1.00	1.00	1.00	0.00	0.00
1942_C	Assistant Materials Coordinator	6.00	5.00	5.00	(1.00)	0.00
1950_C	Assistant Purchaser	11.00	10.00	10.00	(1.00)	0.00
2708_C	Custodian	47.00	46.00	55.23	(1.00)	9.23
2716_C	Custodial Assistant Supervisor	4.00	4.00	6.31	0.00	2.31
2719_C	Janitorial Services Assistant Supervisor	1.00	1.00	1.00	0.00	0.00
2720_C	Janitorial Services Supervisor	0.00	1.00	1.00	1.00	0.00
2978_C	Contract Compliance Officer II	4.00	4.00	4.00	0.00	0.00
2992_C	Contract Compliance Officer I	2.00	2.00	2.00	0.00	0.00
3417_C	Gardener	3.00	3.00	3.00	0.00	0.00
3554_C	Associate Museum Registrar	0.00	1.00	1.00	1.00	0.00
3630_C	Librarian I	1.00	1.00	1.00	0.00	0.00



San Francisco Municipal Transportation Agency  
**Position By Class**  
 Budget Year 2019 and 2020

Job Class	Job Class Title	2018 Amended Budget	2019 Adopted Budget	2020 Adopted Budget	2019 Compared to 2018	2020 Compared to 2019
5177_C	Safety Officer	1.00	1.00	1.00	0.00	0.00
5201_C	Junior Engineer	2.00	2.50	2.50	0.50	0.00
5203_C	Assistant Engineer	90.00	85.54	86.00	(4.46)	0.46
5207_C	Associate Engineer	78.00	78.31	79.00	0.31	0.69
5211_C	Engineer/Architect/Landscape Architect S	27.00	29.54	30.00	2.54	0.46
5212_C	Engineer/Architect Principal	7.00	6.00	6.00	(1.00)	0.00
5241_C	Engineer	52.00	53.00	53.00	1.00	0.00
5277_C	Planner I	6.00	8.00	8.00	2.00	0.00
5283_C	Planner V	3.00	4.00	4.00	1.00	0.00
5288_C	Transportation Planner II	38.00	35.00	35.00	(3.00)	0.00
5289_C	Transportation Planner III	25.00	31.77	32.00	6.77	0.23
5290_C	Transportation Planner IV	13.00	15.00	15.00	2.00	0.00
5293_C	Planner IV	1.00	1.00	1.00	0.00	0.00
5298_C	Planner III-Environmental Review	1.00	1.00	1.00	0.00	0.00
5302_C	Traffic Survey Technician	15.00	14.00	14.00	(1.00)	0.00
5303_C	Supervisor, Traffic And Street Signs	4.00	5.00	5.00	1.00	0.00
5304_C	Materials Testing Aide	1.00	0.00	0.00	(1.00)	0.00
5306_C	Traffic Sign Manager	1.00	1.00	1.00	0.00	0.00
5320_C	Illustrator And Art Designer	2.00	1.00	1.00	(1.00)	0.00
5322_C	Graphic Artist	1.00	1.00	1.00	0.00	0.00
5330_C	Graphics Supervisor	0.00	1.00	1.00	1.00	0.00
5362_C	Engineering Assistant	2.00	2.00	2.00	0.00	0.00
5364_C	Engineering Associate I	4.00	4.00	4.00	0.00	0.00
5366_C	Engineering Associate II	6.00	6.00	6.00	0.00	0.00
5380_C	Student Design Trainee I, Arch., Engr.,	9.50	9.00	9.00	(0.50)	0.00



San Francisco Municipal Transportation Agency  
**Position By Class**  
 Budget Year 2019 and 2020

Job Class	Job Class Title	2018 Amended Budget	2019 Adopted Budget	2020 Adopted Budget	2019 Compared to 2018	2020 Compared to 2019
5381_C	Student Design Trainee II, Arch, Engr, &	3.00	3.00	3.00	0.00	0.00
5502_C	Project Manager I	16.00	16.00	16.00	0.00	0.00
5504_C	Project Manager II	11.00	12.00	12.00	1.00	0.00
5506_C	Project Manager III	6.00	7.00	7.00	1.00	0.00
6130_C	Safety Analyst	4.00	4.00	4.00	0.00	0.00
6138_C	Industrial Hygienist	1.00	1.00	1.00	0.00	0.00
6231_C	Senior Street Inspector	2.00	2.00	2.00	0.00	0.00
6235_C	Heating And Ventilating Inspector	1.00	1.00	1.00	0.00	0.00
6248_C	Electrical Inspector	0.00	1.00	1.00	1.00	0.00
6252_C	Line Inspector	1.00	1.77	2.77	0.77	1.00
6317_C	Assistant Construction Inspector	3.00	3.00	3.00	0.00	0.00
6318_C	Construction Inspector	17.00	15.00	15.00	(2.00)	0.00
6319_C	Senior Contruction Inspector	7.00	7.00	7.00	0.00	0.00
7126_C	Mechanical Shop And Equipment Superinten	3.00	3.00	3.00	0.00	0.00
7203_C	Buildings And Grounds Maintenance Superv	0.00	1.00	1.00	1.00	0.00
7205_C	Chief Stationary Engineer	2.00	4.00	4.00	2.00	0.00
7215_C	General Laborer Supervisor I	3.00	2.00	2.00	(1.00)	0.00
7216_C	Electrical Transit Shop Supervisor I	6.00	6.00	6.00	0.00	0.00
7219_C	Maintenance Scheduler	3.00	1.00	1.00	(2.00)	0.00
7226_C	Carpenter Supervisor I	2.00	1.00	1.00	(1.00)	0.00
7228_C	Automotive Transit Shop Supervisor I	7.00	7.77	8.00	0.77	0.23
7235_C	Transit Power Line Supervisor I	8.00	8.77	10.54	0.77	1.77
7238_C	Electrician Supervisor I	1.00	1.00	1.00	0.00	0.00
7241_C	Senior Maintenance Controller	1.00	1.00	1.00	0.00	0.00
7242_C	Painter Supervisor I	4.00	4.00	4.00	0.00	0.00



## San Francisco Municipal Transportation Agency

### Position By Class Budget Year 2019 and 2020

Job Class	Job Class Title	2018 Amended Budget	2019 Adopted Budget	2020 Adopted Budget	2019 Compared to 2018	2020 Compared to 2019
7243_C	Parking Meter Repairer Supervisor I	4.00	4.00	4.00	0.00	0.00
7244_C	Power Plant Supervisor I	2.00	2.00	2.00	0.00	0.00
7249_C	Automotive Mechanic Supervisor I	6.00	8.31	9.00	2.31	0.69
7251_C	Track Maintenance Worker Supervisor I	8.00	8.77	9.77	0.77	1.00
7253_C	Electrical Transit Mechanic Supervisor I	6.00	6.77	7.00	0.77	0.23
7254_C	Automotive Machinist Supervisor I	1.00	1.00	1.00	0.00	0.00
7256_C	Electric Motor Repair Supervisor I	1.00	1.00	1.00	0.00	0.00
7258_C	Maintenance Machinist Supervisor I	4.00	4.00	4.00	0.00	0.00
7262_C	Maintenance Planner	3.00	4.00	4.00	1.00	0.00
7264_C	Automotive Body And Fender Worker Superv	1.00	1.00	1.00	0.00	0.00
7274_C	Transit Power Line Worker Supervisor II	1.00	1.00	1.00	0.00	0.00
7286_C	Wire Rope Cable Maintenance Supervisor	1.00	1.00	1.00	0.00	0.00
7287_C	Supervising Electronic Maintenance Techn	3.00	3.00	3.00	0.00	0.00
7305_C	Metal Fabricator	1.00	1.00	1.00	0.00	0.00
7306_C	Automotive Body And Fender Worker	32.00	33.54	34.00	1.54	0.46
7309_C	Car And Auto Painter	17.00	17.77	18.00	0.77	0.23
7310_C	Transit Power Cable Splicer	2.00	5.08	6.00	3.08	0.92
7313_C	Automotive Machinist	19.00	21.00	21.00	2.00	0.00
7315_C	Automotive Machinist Assistant Superviso	2.00	2.00	2.00	0.00	0.00
7318_C	Electronic Maintenance Technician	138.00	149.63	158.62	11.63	8.99
7319_C	Electric Motor Repairer	7.00	7.00	7.00	0.00	0.00
7322_C	Automotive Body And Fender Worker Asst S	3.00	3.00	3.00	0.00	0.00
7326_C	Glazier	3.00	6.54	7.77	3.54	1.23
7328_C	Operating Engineer, Universal	3.00	3.00	3.00	0.00	0.00
7329_C	Electronic Maint Technician Asst Sprv	14.00	15.77	16.00	1.77	0.23





San Francisco Municipal Transportation Agency  
**Position By Class**  
 Budget Year 2019 and 2020

Job Class	Job Class Title	2018 Amended Budget	2019 Adopted Budget	2020 Adopted Budget	2019 Compared to 2018	2020 Compared to 2019
7332_C	Maintenance Machinist	29.00	31.31	32.77	2.31	1.46
7334_C	Stationary Engineer	30.00	30.54	33.31	0.54	2.77
7335_C	Senior Stationary Engineer	3.00	3.00	3.77	0.00	0.77
7340_C	Maintenance Controller	9.00	10.77	11.00	1.77	0.23
7342_C	Locksmith	1.00	1.00	1.00	0.00	0.00
7344_C	Carpenter	12.00	12.00	12.00	0.00	0.00
7345_C	Electrician	5.00	5.00	5.00	0.00	0.00
7346_C	Painter	39.00	37.00	37.00	(2.00)	0.00
7347_C	Plumber	2.00	2.00	2.00	0.00	0.00
7355_C	Truck Driver	4.00	4.00	4.00	0.00	0.00
7358_C	Pattern Maker	1.00	1.00	1.00	0.00	0.00
7364_C	Power House Operator	7.00	7.00	7.00	0.00	0.00
7365_C	Senior Power House Operator	7.00	7.00	7.00	0.00	0.00
7366_C	Transit Power Line Worker	24.00	29.39	34.85	5.39	5.46
7371_C	Electical Transit System Mechanic	258.00	264.24	276.24	6.24	12.00
7376_C	Sheet Metal Worker	2.00	2.00	2.00	0.00	0.00
7380_C	Electrical Transit Mechanic, Assistant S	26.00	37.24	40.77	11.24	3.53
7381_C	Automotive Mechanic	151.00	165.15	170.00	14.15	4.85
7382_C	Automotive Mechanic Assistant Supervisor	18.00	19.54	20.00	1.54	0.46
7390_C	Welder	12.00	12.00	12.00	0.00	0.00
7408_C	Assistant Power House Operator	2.00	2.00	2.00	0.00	0.00
7410_C	Automotive Service Worker	94.00	107.85	112.00	13.85	4.15
7412_C	Automotive Service Worker Assistant Sprv	3.00	3.77	4.00	0.77	0.23
7432_C	Electrical Line Helper	9.00	11.00	11.00	2.00	0.00
7434_C	Maintenance Machinist Helper	1.00	1.00	1.00	0.00	0.00



San Francisco Municipal Transportation Agency  
**Position By Class**  
 Budget Year 2019 and 2020

Job Class	Job Class Title	2018 Amended Budget	2019 Adopted Budget	2020 Adopted Budget	2019 Compared to 2018	2020 Compared to 2019
7444_C	Parking Meter Repairer	21.00	20.00	20.00	(1.00)	0.00
7454_C	Traffic Signal Operator	1.00	1.00	1.00	0.00	0.00
7457_C	Sign Worker	25.00	25.00	25.00	0.00	0.00
7458_C	Switch Repairer	9.00	9.00	9.00	0.00	0.00
7472_C	Wire Rope Cable Maintenance Mechanic	9.00	12.08	13.00	3.08	0.92
7473_C	Wire Rope Cable Maintenance Mechanic Tra	2.00	2.00	2.00	0.00	0.00
7510_C	Lighting Fixture Maintenance Worker	2.00	2.00	2.00	0.00	0.00
7514_C	General Laborer	14.00	14.00	14.00	0.00	0.00
7540_C	Track Maintenance Worker	50.00	56.16	61.08	6.16	4.92
8121_C	Fare Inspections Supervisor/Investigator	10.00	11.00	11.00	1.00	0.00
8167_C	Administrative Hearing Examiner	8.00	8.00	8.00	0.00	0.00
8168_C	Administrative Hearing Supervisor	1.00	1.00	1.00	0.00	0.00
8214_C	Parking Control Officer	324.00	327.00	327.00	3.00	0.00
8216_C	Senior Parking Control Officer	33.00	33.00	33.00	0.00	0.00
8219_C	Parking Enforcement Administrator	4.00	3.00	3.00	(1.00)	0.00
9102_C	Transit Car Cleaner	112.00	119.70	122.77	7.70	3.07
9104_C	Transit Car Cleaner Assistant Supervisor	10.00	11.54	12.00	1.54	0.46
9110_C	Fare Collections Receiver	47.00	47.00	47.00	0.00	0.00
9116_C	Senior Fare Collections Receiver	13.00	13.00	13.00	0.00	0.00
9117_C	Principal Fare Collections Receiver	3.00	3.00	3.00	0.00	0.00
9122_C	Transit Information Clerk	4.00	4.00	4.00	0.00	0.00
9124_C	Senior Transit Information Clerk	4.00	4.00	4.00	0.00	0.00
9126_C	Transit Traffic Checker	6.00	6.00	6.00	0.00	0.00
9128_C	Senior Transit Traffic Checker	1.00	1.00	1.00	0.00	0.00
9131_C	Station Agent, Municipal Railway	52.00	52.00	61.23	0.00	9.23



San Francisco Municipal Transportation Agency  
**Position By Class**  
 Budget Year 2019 and 2020

Job Class	Job Class Title	2018 Amended Budget	2019 Adopted Budget	2020 Adopted Budget	2019 Compared to 2018	2020 Compared to 2019
9132_C	Transit Fare Inspector	54.00	50.00	50.00	(4.00)	0.00
9139_C	Transit Supervisor	230.50	219.89	226.12	(10.61)	6.23
9140_C	Transit Manager I	7.00	6.00	6.00	(1.00)	0.00
9141_C	Transit Manager II	8.00	7.00	7.00	(1.00)	0.00
9144_C	Investigator, Taxi and Accessible Servic	7.00	7.00	7.00	0.00	0.00
9145_C	Traffic Signal Electrician	21.00	19.00	19.00	(2.00)	0.00
9147_C	Traffic Signal Electrician Supervisor I	3.00	4.00	4.00	1.00	0.00
9149_C	Traffic Signal Electrician Supervisor II	1.00	2.00	2.00	1.00	0.00
9150_C	Train Controller	18.00	1.00	1.00	(17.00)	0.00
9151_C	Real Estate Development Manager	1.00	1.00	1.00	0.00	0.00
9152_C	Transportation Controller Trainee	15.00	0.00	0.00	(15.00)	0.00
9153_C	Transportation Controller	0.00	51.08	55.08	51.08	4.00
9160_C	Transit Operations Specialist	25.00	26.54	27.00	1.54	0.46
9163_C	Transit Operator	2,658.00	2,687.29	2,720.86	29.29	33.57
9172_C	Manager II, Municipal Transportation Age	33.00	38.77	39.00	5.77	0.23
9174_C	Manager IV, Municipal Transportation Age	31.00	34.54	35.00	3.54	0.46
9177_C	Manager III, Municipal Transportation Ag	16.00	13.00	13.00	(3.00)	0.00
9179_C	Manager V, Municipal Transportation Agen	19.50	25.00	25.00	5.50	0.00
9180_C	Manager VI, Municipal Transportation Age	21.00	21.00	21.00	0.00	0.00
9181_C	Manager VII, Municipal Transportation Ag	6.00	4.00	4.00	(2.00)	0.00
9182_C	Manager VIII, Municipal Transportation Ag	15.00	14.00	14.00	(1.00)	0.00
9183_C	Deputy Director I, Municipal Transportat	5.00	7.00	7.00	2.00	0.00
9186_C	General Manager, Public Transportation D	1.00	1.00	1.00	0.00	0.00
9187_C	Deputy Director II Municipal Transportat	5.00	4.00	4.00	(1.00)	0.00
9190_C	Board Secretary, Municipal Transportatio	1.00	1.00	1.00	0.00	0.00



San Francisco Municipal Transportation Agency  
**Position By Class**  
 Budget Year 2019 and 2020

Job Class	Job Class Title	2018 Amended Budget	2019 Adopted Budget	2020 Adopted Budget	2019 Compared to 2018	2020 Compared to 2019
9195_C	Light Rail Vehicle Equipment Engineer	1.00	1.00	1.00	0.00	0.00
9196_C	Senior Light Rail Vehicle Equipment Engi	1.00	1.00	1.00	0.00	0.00
9504_C	Permit and Citation Clerk	20.00	21.00	21.00	1.00	0.00
9506_C	Senior Permit and Citation Clerk	20.00	20.00	20.00	0.00	0.00
9508_C	Principal Permit and Citation Clerk	7.00	7.00	7.00	0.00	0.00
9520_C	Transportation Safety Specialist	14.00	12.00	12.00	(2.00)	0.00
9708_C	Employment & Training Specialist VI	1.00	1.00	1.00	0.00	0.00
9910_C	Public Service Trainee	0.00	24.00	24.00	24.00	0.00
9914_C	Public Service Aide - Administration	3.00	3.00	3.00	0.00	0.00
9916_C	Public Service Aide - Public Works	24.00	0.00	0.00	(24.00)	0.00
9920_C	Public Service Aide - Assistant To Profe	2.00	0.00	0.00	(2.00)	0.00
9993M_Z	Attrition Savings - Miscellaneous	(531.90)	(531.24)	(531.24)	0.66	0.00
9993P_C	Attrition Savings - Platform	(72.03)	(72.03)	(72.03)	0.00	0.00
TEMPM_E	Temporary - Miscellaneous	75.33	70.68	68.53	(4.65)	(2.15)
<b>SFMTA Totals</b>		<b>5,691.90</b>	<b>5,842.42</b>	<b>5,972.62</b>	<b>150.52</b>	<b>130.20</b>



San Francisco Municipal Transportation Agency  
**Position By Fund By Class**  
 Budget Year 2019 and 2020

Job Class	Job Class Title	2018 Amended Budget	2019 Adopted Budget	2020 Adopted Budget	2019 Compared to 2018	2020 Compared to 2019
<b>FUND: 22260 MTA TS Op Annual Account Ctrl</b>						
1033_C	IS Trainer-Senior	1.00	1.00	1.00	0.00	0.00
1041_C	IS Engineer-Assistant	1.00	1.00	1.00	0.00	0.00
1043_C	IS Engineer-Senior	0.00	1.00	1.00	1.00	0.00
1044_C	IS Engineer-Principal	0.00	1.00	1.00	1.00	0.00
1053_C	IS Business Analyst-Senior	0.00	1.00	1.00	1.00	0.00
1070_C	IS Project Director	1.00	0.00	0.00	(1.00)	0.00
1091_C	IT Operations Support Administrator I	1.00	0.00	0.00	(1.00)	0.00
1093_C	IT Operations Support Administrator III	1.00	2.00	2.00	1.00	0.00
1094_C	IT Operations Support Administrator IV	6.00	6.00	6.00	0.00	0.00
1095_C	IT Operations Support Administrator V	1.00	1.00	1.00	0.00	0.00
1241_C	Personnel Analyst	2.00	2.00	2.00	0.00	0.00
1310_C	Public Relations Assistant	1.00	2.00	2.00	1.00	0.00
1312_C	Public Information Officer	3.00	1.00	1.00	(2.00)	0.00
1314_C	Public Relations Officer	1.00	1.00	1.00	0.00	0.00
1404_C	Clerk	8.00	6.77	7.00	(1.23)	0.23
1406_C	Senior Clerk	8.00	11.77	12.00	3.77	0.23
1408_C	Principal Clerk	2.00	2.00	2.00	0.00	0.00
1410_C	Chief Clerk	2.00	1.00	1.00	(1.00)	0.00
1424_C	Clerk Typist	3.00	2.00	2.00	(1.00)	0.00
1426_C	Senior Clerk Typist	7.00	6.00	6.00	(1.00)	0.00
1444_C	Secretary I	2.00	2.00	2.00	0.00	0.00
1446_C	Secretary II	7.00	4.00	4.00	(3.00)	0.00
1450_C	Executive Secretary I	1.00	1.00	1.00	0.00	0.00
1452_C	Executive Secretary II	2.00	2.00	2.00	0.00	0.00
1760_C	Offset Machine Operator	1.00	1.00	1.00	0.00	0.00
1820_C	Junior Administrative Analyst	5.00	5.00	5.00	0.00	0.00
1822_C	Administrative Analyst	1.00	1.77	2.00	0.77	0.23
1823_C	Senior Administrative Analyst	5.00	8.54	9.00	3.54	0.46
1824_C	Principal Administrative Analyst	9.00	6.00	6.00	(3.00)	0.00
1840_C	Junior Management Assistant	8.00	10.00	10.00	2.00	0.00



San Francisco Municipal Transportation Agency  
**Position By Fund By Class**  
 Budget Year 2019 and 2020

Job Class	Job Class Title	2018 Amended Budget	2019 Adopted Budget	2020 Adopted Budget	2019 Compared to 2018	2020 Compared to 2019
1842_C	Management Assistant	5.00	7.77	8.00	2.77	0.23
1844_C	Senior Management Assistant	7.00	7.00	7.00	0.00	0.00
1929_C	Parts Storekeeper	37.00	40.08	41.00	3.08	0.92
1931_C	Senior Parts Storekeeper	7.00	7.77	8.00	0.77	0.23
1935_C	Principal Parts Storekeeper	1.00	1.00	1.00	0.00	0.00
1937_C	Supervising Parts Storekeeper	1.00	1.00	1.00	0.00	0.00
1942_C	Assistant Materials Coordinator	4.00	4.00	4.00	0.00	0.00
1950_C	Assistant Purchaser	11.00	10.00	10.00	(1.00)	0.00
2708_C	Custodian	47.00	46.00	55.23	(1.00)	9.23
2716_C	Custodial Assistant Supervisor	4.00	4.00	6.31	0.00	2.31
2719_C	Janitorial Services Assistant Supervisor	1.00	1.00	1.00	0.00	0.00
2720_C	Janitorial Services Supervisor	0.00	1.00	1.00	1.00	0.00
3417_C	Gardener	3.00	3.00	3.00	0.00	0.00
5203_C	Assistant Engineer	0.00	2.54	3.00	2.54	0.46
5207_C	Associate Engineer	2.00	4.31	5.00	2.31	0.69
5211_C	Engineer/Architect/Landscape Architect S	1.00	2.54	3.00	1.54	0.46
5241_C	Engineer	2.00	2.00	2.00	0.00	0.00
5277_C	Planner I	1.00	1.00	1.00	0.00	0.00
5283_C	Planner V	1.00	1.00	1.00	0.00	0.00
5288_C	Transportation Planner II	10.00	8.00	8.00	(2.00)	0.00
5289_C	Transportation Planner III	5.00	11.77	12.00	6.77	0.23
5290_C	Transportation Planner IV	4.00	4.00	4.00	0.00	0.00
5502_C	Project Manager I	1.00	0.00	0.00	(1.00)	0.00
5506_C	Project Manager III	1.00	2.00	2.00	1.00	0.00
6235_C	Heating And Ventilating Inspector	1.00	1.00	1.00	0.00	0.00
6248_C	Electrical Inspector	0.00	1.00	1.00	1.00	0.00
6252_C	Line Inspector	1.00	1.77	2.77	0.77	1.00
6318_C	Construction Inspector	5.00	3.00	3.00	(2.00)	0.00
7126_C	Mechanical Shop And Equipment Superinten	3.00	3.00	3.00	0.00	0.00
7203_C	Buildings And Grounds Maintenance Superv	0.00	1.00	1.00	1.00	0.00
7205_C	Chief Stationary Engineer	2.00	4.00	4.00	2.00	0.00



San Francisco Municipal Transportation Agency  
**Position By Fund By Class**  
 Budget Year 2019 and 2020

Job Class	Job Class Title	2018 Amended Budget	2019 Adopted Budget	2020 Adopted Budget	2019 Compared to 2018	2020 Compared to 2019
7215_C	General Laborer Supervisor I	3.00	2.00	2.00	(1.00)	0.00
7216_C	Electrical Transit Shop Supervisor I	6.00	6.00	6.00	0.00	0.00
7219_C	Maintenance Scheduler	3.00	1.00	1.00	(2.00)	0.00
7226_C	Carpenter Supervisor I	2.00	1.00	1.00	(1.00)	0.00
7228_C	Automotive Transit Shop Supervisor I	7.00	7.77	8.00	0.77	0.23
7235_C	Transit Power Line Supervisor I	8.00	8.77	10.54	0.77	1.77
7238_C	Electrician Supervisor I	1.00	1.00	1.00	0.00	0.00
7241_C	Senior Maintenance Controller	1.00	1.00	1.00	0.00	0.00
7244_C	Power Plant Supervisor I	2.00	2.00	2.00	0.00	0.00
7249_C	Automotive Mechanic Supervisor I	6.00	8.31	9.00	2.31	0.69
7251_C	Track Maintenance Worker Supervisor I	8.00	8.77	9.77	0.77	1.00
7253_C	Electrical Transit Mechanic Supervisor I	6.00	6.77	7.00	0.77	0.23
7254_C	Automotive Machinist Supervisor I	1.00	1.00	1.00	0.00	0.00
7256_C	Electric Motor Repair Supervisor I	1.00	1.00	1.00	0.00	0.00
7258_C	Maintenance Machinist Supervisor I	2.00	2.00	2.00	0.00	0.00
7262_C	Maintenance Planner	3.00	4.00	4.00	1.00	0.00
7264_C	Automotive Body And Fender Worker Superv	1.00	1.00	1.00	0.00	0.00
7274_C	Transit Power Line Worker Supervisor II	1.00	1.00	1.00	0.00	0.00
7286_C	Wire Rope Cable Maintenance Supervisor	1.00	1.00	1.00	0.00	0.00
7287_C	Supervising Electronic Maintenance Techn	3.00	3.00	3.00	0.00	0.00
7305_C	Metal Fabricator	1.00	1.00	1.00	0.00	0.00
7306_C	Automotive Body And Fender Worker	32.00	33.54	34.00	1.54	0.46
7309_C	Car And Auto Painter	17.00	17.77	18.00	0.77	0.23
7310_C	Transit Power Cable Splicer	2.00	5.08	6.00	3.08	0.92
7313_C	Automotive Machinist	18.00	20.00	20.00	2.00	0.00
7315_C	Automotive Machinist Assistant Superviso	2.00	2.00	2.00	0.00	0.00
7318_C	Electronic Maintenance Technician	135.00	146.63	155.62	11.63	8.99
7319_C	Electric Motor Repairer	7.00	7.00	7.00	0.00	0.00
7322_C	Automotive Body And Fender Worker Asst S	3.00	3.00	3.00	0.00	0.00
7326_C	Glazier	3.00	6.54	7.77	3.54	1.23
7328_C	Operating Engineer, Universal	3.00	3.00	3.00	0.00	0.00



San Francisco Municipal Transportation Agency  
**Position By Fund By Class**  
 Budget Year 2019 and 2020

Job Class	Job Class Title	2018 Amended Budget	2019 Adopted Budget	2020 Adopted Budget	2019 Compared to 2018	2020 Compared to 2019
7329_C	Electronic Maint Technician Asst Sprv	14.00	15.77	16.00	1.77	0.23
7332_C	Maintenance Machinist	24.00	26.31	27.77	2.31	1.46
7334_C	Stationary Engineer	27.00	27.54	30.31	0.54	2.77
7335_C	Senior Stationary Engineer	3.00	3.00	3.77	0.00	0.77
7340_C	Maintenance Controller	9.00	10.77	11.00	1.77	0.23
7342_C	Locksmith	1.00	1.00	1.00	0.00	0.00
7344_C	Carpenter	12.00	12.00	12.00	0.00	0.00
7345_C	Electrician	5.00	5.00	5.00	0.00	0.00
7347_C	Plumber	2.00	2.00	2.00	0.00	0.00
7355_C	Truck Driver	4.00	4.00	4.00	0.00	0.00
7358_C	Pattern Maker	1.00	1.00	1.00	0.00	0.00
7364_C	Power House Operator	7.00	7.00	7.00	0.00	0.00
7365_C	Senior Power House Operator	7.00	7.00	7.00	0.00	0.00
7366_C	Transit Power Line Worker	24.00	29.39	34.85	5.39	5.46
7371_C	Electical Transit System Mechanic	245.00	251.24	263.24	6.24	12.00
7376_C	Sheet Metal Worker	2.00	2.00	2.00	0.00	0.00
7380_C	Electrical Transit Mechanic, Assistant S	26.00	37.24	40.77	11.24	3.53
7381_C	Automotive Mechanic	151.00	165.15	170.00	14.15	4.85
7382_C	Automotive Mechanic Assistant Supervisor	18.00	19.54	20.00	1.54	0.46
7390_C	Welder	12.00	12.00	12.00	0.00	0.00
7408_C	Assistant Power House Operator	2.00	2.00	2.00	0.00	0.00
7410_C	Automotive Service Worker	93.00	106.85	111.00	13.85	4.15
7412_C	Automotive Service Worker Assistant Sprv	3.00	3.77	4.00	0.77	0.23
7432_C	Electrical Line Helper	5.00	7.00	7.00	2.00	0.00
7434_C	Maintenance Machinist Helper	1.00	1.00	1.00	0.00	0.00
7454_C	Traffic Signal Operator	1.00	1.00	1.00	0.00	0.00
7458_C	Switch Repairer	9.00	9.00	9.00	0.00	0.00
7472_C	Wire Rope Cable Maintenance Mechanic	9.00	12.08	13.00	3.08	0.92
7473_C	Wire Rope Cable Maintenance Mechanic Tra	2.00	2.00	2.00	0.00	0.00
7510_C	Lighting Fixture Maintenance Worker	2.00	2.00	2.00	0.00	0.00
7514_C	General Laborer	14.00	14.00	14.00	0.00	0.00





San Francisco Municipal Transportation Agency  
**Position By Fund By Class**  
 Budget Year 2019 and 2020

Job Class	Job Class Title	2018 Amended Budget	2019 Adopted Budget	2020 Adopted Budget	2019 Compared to 2018	2020 Compared to 2019
7540_C	Track Maintenance Worker	50.00	56.16	61.08	6.16	4.92
8121_C	Fare Inspections Supervisor/Investigator	9.00	10.00	10.00	1.00	0.00
8214_C	Parking Control Officer	11.00	10.00	10.00	(1.00)	0.00
9102_C	Transit Car Cleaner	112.00	119.70	122.77	7.70	3.07
9104_C	Transit Car Cleaner Assistant Supervisor	10.00	11.54	12.00	1.54	0.46
9110_C	Fare Collections Receiver	47.00	47.00	47.00	0.00	0.00
9116_C	Senior Fare Collections Receiver	13.00	13.00	13.00	0.00	0.00
9117_C	Principal Fare Collections Receiver	3.00	3.00	3.00	0.00	0.00
9122_C	Transit Information Clerk	2.00	2.00	2.00	0.00	0.00
9124_C	Senior Transit Information Clerk	3.00	3.00	3.00	0.00	0.00
9126_C	Transit Traffic Checker	6.00	6.00	6.00	0.00	0.00
9128_C	Senior Transit Traffic Checker	1.00	1.00	1.00	0.00	0.00
9131_C	Station Agent, Municipal Railway	52.00	52.00	61.23	0.00	9.23
9132_C	Transit Fare Inspector	54.00	50.00	50.00	(4.00)	0.00
9139_C	Transit Supervisor	221.50	212.89	219.12	(8.61)	6.23
9140_C	Transit Manager I	7.00	6.00	6.00	(1.00)	0.00
9141_C	Transit Manager II	6.00	5.00	5.00	(1.00)	0.00
9150_C	Train Controller	18.00	1.00	1.00	(17.00)	0.00
9152_C	Transportation Controller Trainee	15.00	0.00	0.00	(15.00)	0.00
9153_C	Transportation Controller	0.00	49.08	53.08	49.08	4.00
9160_C	Transit Operations Specialist	25.00	26.54	27.00	1.54	0.46
9163_C	Transit Operator	2,658.00	2,687.29	2,720.86	29.29	33.57
9172_C	Manager II, Municipal Transportation Age	16.00	18.77	19.00	2.77	0.23
9174_C	Manager IV, Municipal Transportation Age	11.00	14.54	15.00	3.54	0.46
9177_C	Manager III, Municipal Transportation Ag	4.00	2.00	2.00	(2.00)	0.00
9179_C	Manager V, Municipal Transportation Agen	5.00	6.00	6.00	1.00	0.00
9180_C	Manager VI, Municipal Transportation Age	13.00	12.00	12.00	(1.00)	0.00
9181_C	Manager VII, Municipal Transportation Ag	1.00	1.00	1.00	0.00	0.00
9182_C	Manager VIII, Municipal Transportation Ag	5.00	5.00	5.00	0.00	0.00
9183_C	Deputy Director I, Municipal Transportat	1.00	1.00	1.00	0.00	0.00
9187_C	Deputy Director II Municipal Transportat	1.00	1.00	1.00	0.00	0.00



San Francisco Municipal Transportation Agency  
**Position By Fund By Class**  
 Budget Year 2019 and 2020

Job Class	Job Class Title	2018 Amended Budget	2019 Adopted Budget	2020 Adopted Budget	2019 Compared to 2018	2020 Compared to 2019
9520_C	Transportation Safety Specialist	12.00	10.00	10.00	(2.00)	0.00
9708_C	Employment & Training Specialist VI	1.00	1.00	1.00	0.00	0.00
9910_C	Public Service Trainee	0.00	24.00	24.00	24.00	0.00
9914_C	Public Service Aide - Administration	3.00	3.00	3.00	0.00	0.00
9916_C	Public Service Aide - Public Works	24.00	0.00	0.00	(24.00)	0.00
9993M_Z	Attrition Savings - Miscellaneous	(299.27)	(302.98)	(302.98)	(3.71)	0.00
9993P_C	Attrition Savings - Platform	(72.03)	(72.03)	(72.03)	0.00	0.00
TEMPM_E	Temporary - Miscellaneous	30.60	29.64	28.70	(0.96)	(0.94)
<b>TOTAL:</b>	<b>MTA TS Op Annual Account Ctrl</b>	<b>4,361.80</b>	<b>4,518.14</b>	<b>4,649.55</b>	<b>156.34</b>	<b>131.41</b>
<b>FUND: 22265 MTA OH OPR AGENCYWIDE NEW</b>						
1041_C	IS Engineer-Assistant	0.00	1.00	1.00	1.00	0.00
1042_C	IS Engineer-Journey	0.00	5.00	5.00	5.00	0.00
1043_C	IS Engineer-Senior	0.00	3.00	3.00	3.00	0.00
1044_C	IS Engineer-Principal	0.00	15.00	15.00	15.00	0.00
1051_C	IS Business Analyst-Assistant	0.00	1.00	1.00	1.00	0.00
1052_C	IS Business Analyst	0.00	3.00	3.00	3.00	0.00
1053_C	IS Business Analyst-Senior	0.00	5.00	5.00	5.00	0.00
1054_C	IS Business Analyst-Principal	0.00	2.00	2.00	2.00	0.00
1070_C	IS Project Director	0.00	2.00	2.00	2.00	0.00
1202_C	Personnel Clerk	0.00	7.00	7.00	7.00	0.00
1204_C	Senior Personnel Clerk	0.00	6.00	6.00	6.00	0.00
1220_C	Payroll Clerk	0.00	6.00	6.00	6.00	0.00
1222_C	Senior Payroll And Personnel Clerk	0.00	8.00	8.00	8.00	0.00
1224_C	Principal Payroll And Personnel Clerk	0.00	3.00	3.00	3.00	0.00
1241_C	Personnel Analyst	0.00	16.00	16.00	16.00	0.00
1244_C	Senior Personnel Analyst	0.00	11.00	11.00	11.00	0.00
1246_C	Principal Personnel Analyst	0.00	1.00	1.00	1.00	0.00
1310_C	Public Relations Assistant	0.00	1.00	1.00	1.00	0.00
1312_C	Public Information Officer	0.00	5.00	5.00	5.00	0.00
1314_C	Public Relations Officer	0.00	6.00	6.00	6.00	0.00



San Francisco Municipal Transportation Agency  
**Position By Fund By Class**  
 Budget Year 2019 and 2020

Job Class	Job Class Title	2018 Amended Budget	2019 Adopted Budget	2020 Adopted Budget	2019 Compared to 2018	2020 Compared to 2019
1406_C	Senior Clerk	0.00	1.00	1.00	1.00	0.00
1446_C	Secretary II	0.00	3.00	3.00	3.00	0.00
1450_C	Executive Secretary I	0.00	2.00	2.00	2.00	0.00
1452_C	Executive Secretary II	0.00	3.00	3.00	3.00	0.00
1454_C	Executive Secretary III	0.00	1.00	1.00	1.00	0.00
1630_C	Account Clerk	0.00	2.00	2.00	2.00	0.00
1632_C	Senior Account Clerk	0.00	10.00	10.00	10.00	0.00
1634_C	Principal Account Clerk	0.00	8.00	8.00	8.00	0.00
1652_C	Accountant II	0.00	4.00	4.00	4.00	0.00
1654_C	Accountant III	0.00	11.00	11.00	11.00	0.00
1657_C	Accountant IV	0.00	6.00	6.00	6.00	0.00
1770_C	Photographer	0.00	1.00	1.00	1.00	0.00
1820_C	Junior Administrative Analyst	0.00	2.00	2.00	2.00	0.00
1822_C	Administrative Analyst	0.00	7.00	7.00	7.00	0.00
1823_C	Senior Administrative Analyst	0.00	9.00	9.00	9.00	0.00
1824_C	Principal Administrative Analyst	0.00	12.00	12.00	12.00	0.00
1840_C	Junior Management Assistant	0.00	2.00	2.00	2.00	0.00
1842_C	Management Assistant	0.00	1.00	1.00	1.00	0.00
1844_C	Senior Management Assistant	0.00	4.00	4.00	4.00	0.00
3554_C	Associate Museum Registrar	0.00	1.00	1.00	1.00	0.00
5177_C	Safety Officer	0.00	1.00	1.00	1.00	0.00
5203_C	Assistant Engineer	0.00	12.00	12.00	12.00	0.00
5207_C	Associate Engineer	0.00	16.00	16.00	16.00	0.00
5211_C	Engineer/Architect/Landscape Architect S	0.00	1.00	1.00	1.00	0.00
5212_C	Engineer/Architect Principal	0.00	1.00	1.00	1.00	0.00
5241_C	Engineer	0.00	8.00	8.00	8.00	0.00
5277_C	Planner I	0.00	1.00	1.00	1.00	0.00
5288_C	Transportation Planner II	0.00	3.00	3.00	3.00	0.00
5289_C	Transportation Planner III	0.00	1.00	1.00	1.00	0.00
5290_C	Transportation Planner IV	0.00	1.00	1.00	1.00	0.00
5293_C	Planner IV	0.00	1.00	1.00	1.00	0.00



San Francisco Municipal Transportation Agency  
**Position By Fund By Class**  
 Budget Year 2019 and 2020

Job Class	Job Class Title	2018 Amended Budget	2019 Adopted Budget	2020 Adopted Budget	2019 Compared to 2018	2020 Compared to 2019
5320_C	Illustrator And Art Designer	0.00	1.00	1.00	1.00	0.00
5330_C	Graphics Supervisor	0.00	1.00	1.00	1.00	0.00
5364_C	Engineering Associate I	0.00	1.00	1.00	1.00	0.00
5380_C	Student Design Trainee I, Arch., Engr.,	0.00	6.00	6.00	6.00	0.00
5381_C	Student Design Trainee II, Arch, Engr, &	0.00	3.00	3.00	3.00	0.00
5502_C	Project Manager I	0.00	1.00	1.00	1.00	0.00
5504_C	Project Manager II	0.00	2.00	2.00	2.00	0.00
6130_C	Safety Analyst	0.00	4.00	4.00	4.00	0.00
6138_C	Industrial Hygienist	0.00	1.00	1.00	1.00	0.00
7318_C	Electronic Maintenance Technician	0.00	3.00	3.00	3.00	0.00
7334_C	Stationary Engineer	0.00	3.00	3.00	3.00	0.00
7371_C	Electical Transit System Mechanic	0.00	3.00	3.00	3.00	0.00
9122_C	Transit Information Clerk	0.00	2.00	2.00	2.00	0.00
9124_C	Senior Transit Information Clerk	0.00	1.00	1.00	1.00	0.00
9141_C	Transit Manager II	0.00	2.00	2.00	2.00	0.00
9151_C	Real Estate Development Manager	0.00	1.00	1.00	1.00	0.00
9172_C	Manager II, Municipal Transportation Age	0.00	9.00	9.00	9.00	0.00
9174_C	Manager IV, Municipal Transportation Age	0.00	15.00	15.00	15.00	0.00
9177_C	Manager III, Municipal Transportation Ag	0.00	1.00	1.00	1.00	0.00
9179_C	Manager V, Municipal Transportation Agen	0.00	9.00	9.00	9.00	0.00
9180_C	Manager VI, Municipal Transportation Age	0.00	4.00	4.00	4.00	0.00
9181_C	Manager VII, Municipal Transportation Ag	0.00	1.00	1.00	1.00	0.00
9182_C	Manager VIII, Municipal Transportation Ag	0.00	2.50	2.50	2.50	0.00
9183_C	Deputy Director I, Municipal Transportat	0.00	4.00	4.00	4.00	0.00
9186_C	General Manager, Public Transportation D	0.00	1.00	1.00	1.00	0.00
9187_C	Deputy Director II Municipal Transportat	0.00	1.00	1.00	1.00	0.00
9190_C	Board Secretary, Municipal Transportatio	0.00	1.00	1.00	1.00	0.00
9520_C	Transportation Safety Specialist	0.00	2.00	2.00	2.00	0.00
9993M_Z	Attrition Savings - Miscellaneous	0.00	(76.91)	(76.91)	(76.91)	0.00
TEMPM_E	Temporary - Miscellaneous	0.00	6.69	6.48	6.69	(0.21)



San Francisco Municipal Transportation Agency  
**Position By Fund By Class**  
 Budget Year 2019 and 2020

Job Class	Job Class Title	2018 Amended Budget	2019 Adopted Budget	2020 Adopted Budget	2019 Compared to 2018	2020 Compared to 2019
<b>TOTAL:</b>	<b>MTA OH OPR AGENCYWIDE NEW</b>	<b>0.00</b>	<b>258.28</b>	<b>258.07</b>	<b>258.28</b>	<b>(0.21)</b>
<b>FUND:</b>	<b>22305 MTA TS OPR PROJ SUP-PSF NEW</b>					
1044_C	IS Engineer-Principal	0.00	1.00	1.00	1.00	0.00
1052_C	IS Business Analyst	0.00	4.00	4.00	4.00	0.00
1053_C	IS Business Analyst-Senior	0.00	1.00	1.00	1.00	0.00
1054_C	IS Business Analyst-Principal	0.00	1.00	1.00	1.00	0.00
1204_C	Senior Personnel Clerk	0.00	1.00	1.00	1.00	0.00
1222_C	Senior Payroll And Personnel Clerk	0.00	1.00	1.00	1.00	0.00
1226_C	Chief Payroll And Personnel Clerk	0.00	1.00	1.00	1.00	0.00
1231_C	EEO Programs Senior Specialist	0.00	1.00	1.00	1.00	0.00
1241_C	Personnel Analyst	0.00	1.00	1.00	1.00	0.00
1244_C	Senior Personnel Analyst	0.00	1.00	1.00	1.00	0.00
1310_C	Public Relations Assistant	0.00	1.00	1.00	1.00	0.00
1312_C	Public Information Officer	0.00	5.00	5.00	5.00	0.00
1314_C	Public Relations Officer	0.00	1.00	1.00	1.00	0.00
1402_C	Junior Clerk	0.00	1.00	1.00	1.00	0.00
1424_C	Clerk Typist	0.00	1.00	1.00	1.00	0.00
1446_C	Secretary II	0.00	3.00	3.00	3.00	0.00
1450_C	Executive Secretary I	0.00	2.00	2.00	2.00	0.00
1452_C	Executive Secretary II	0.00	2.00	2.00	2.00	0.00
1634_C	Principal Account Clerk	0.00	5.00	5.00	5.00	0.00
1652_C	Accountant II	0.00	4.00	4.00	4.00	0.00
1654_C	Accountant III	0.00	7.00	7.00	7.00	0.00
1657_C	Accountant IV	0.00	4.00	4.00	4.00	0.00
1820_C	Junior Administrative Analyst	0.00	2.00	2.00	2.00	0.00
1822_C	Administrative Analyst	0.00	12.00	12.00	12.00	0.00
1823_C	Senior Administrative Analyst	0.00	16.00	16.00	16.00	0.00
1824_C	Principal Administrative Analyst	0.00	22.00	22.00	22.00	0.00
1840_C	Junior Management Assistant	0.00	3.00	3.00	3.00	0.00
1842_C	Management Assistant	0.00	2.00	2.00	2.00	0.00



San Francisco Municipal Transportation Agency  
**Position By Fund By Class**  
 Budget Year 2019 and 2020

Job Class	Job Class Title	2018 Amended Budget	2019 Adopted Budget	2020 Adopted Budget	2019 Compared to 2018	2020 Compared to 2019
1844_C	Senior Management Assistant	0.00	5.00	5.00	5.00	0.00
2978_C	Contract Compliance Officer II	0.00	4.00	4.00	4.00	0.00
2992_C	Contract Compliance Officer I	0.00	2.00	2.00	2.00	0.00
3630_C	Librarian I	0.00	1.00	1.00	1.00	0.00
5201_C	Junior Engineer	0.00	0.50	0.50	0.50	0.00
5203_C	Assistant Engineer	0.00	42.00	42.00	42.00	0.00
5207_C	Associate Engineer	0.00	35.00	35.00	35.00	0.00
5211_C	Engineer/Architect/Landscape Architect S	0.00	21.00	21.00	21.00	0.00
5212_C	Engineer/Architect Principal	0.00	4.00	4.00	4.00	0.00
5241_C	Engineer	0.00	30.00	30.00	30.00	0.00
5277_C	Planner I	0.00	5.00	5.00	5.00	0.00
5283_C	Planner V	0.00	1.00	1.00	1.00	0.00
5288_C	Transportation Planner II	0.00	11.00	11.00	11.00	0.00
5289_C	Transportation Planner III	0.00	9.00	9.00	9.00	0.00
5290_C	Transportation Planner IV	0.00	4.00	4.00	4.00	0.00
5298_C	Planner III-Environmental Review	0.00	1.00	1.00	1.00	0.00
5322_C	Graphic Artist	0.00	1.00	1.00	1.00	0.00
5364_C	Engineering Associate I	0.00	2.00	2.00	2.00	0.00
5366_C	Engineering Associate II	0.00	2.00	2.00	2.00	0.00
5380_C	Student Design Trainee I, Arch., Engr.,	0.00	3.00	3.00	3.00	0.00
5502_C	Project Manager I	0.00	12.00	12.00	12.00	0.00
5504_C	Project Manager II	0.00	9.00	9.00	9.00	0.00
5506_C	Project Manager III	0.00	4.00	4.00	4.00	0.00
6317_C	Assistant Construction Inspector	0.00	3.00	3.00	3.00	0.00
6318_C	Construction Inspector	0.00	12.00	12.00	12.00	0.00
6319_C	Senior Construction Inspector	0.00	7.00	7.00	7.00	0.00
7258_C	Maintenance Machinist Supervisor I	0.00	1.00	1.00	1.00	0.00
7313_C	Automotive Machinist	0.00	1.00	1.00	1.00	0.00
7332_C	Maintenance Machinist	0.00	2.00	2.00	2.00	0.00
7371_C	Electical Transit System Mechanic	0.00	10.00	10.00	10.00	0.00
9139_C	Transit Supervisor	0.00	7.00	7.00	7.00	0.00



San Francisco Municipal Transportation Agency  
**Position By Fund By Class**  
 Budget Year 2019 and 2020

Job Class	Job Class Title	2018 Amended Budget	2019 Adopted Budget	2020 Adopted Budget	2019 Compared to 2018	2020 Compared to 2019
9153_C	Transportation Controller	0.00	2.00	2.00	2.00	0.00
9172_C	Manager II, Municipal Transportation Age	0.00	3.00	3.00	3.00	0.00
9174_C	Manager IV, Municipal Transportation Age	0.00	2.00	2.00	2.00	0.00
9177_C	Manager III, Municipal Transportation Ag	0.00	4.00	4.00	4.00	0.00
9179_C	Manager V, Municipal Transportation Agen	0.00	5.00	5.00	5.00	0.00
9180_C	Manager VI, Municipal Transportation Age	0.00	2.00	2.00	2.00	0.00
9181_C	Manager VII, Municipal Transportation Ag	0.00	2.00	2.00	2.00	0.00
9182_C	Manager VIII, Municipal Transporation Ag	0.00	3.50	3.50	3.50	0.00
9183_C	Deputy Director I, Municipal Transportat	0.00	1.00	1.00	1.00	0.00
9187_C	Deputy Director II Municipal Transportat	0.00	1.00	1.00	1.00	0.00
9195_C	Light Rail Vehicle Equipment Engineer	0.00	1.00	1.00	1.00	0.00
9196_C	Senior Light Rail Vehicle Equipment Engi	0.00	1.00	1.00	1.00	0.00
TEMPM_E	Temporary - Miscellaneous	0.00	7.06	6.88	7.06	(0.18)
<b>TOTAL:</b>	<b>MTA TS OPR PROJ SUP-PSF NEW</b>	<b>0.00</b>	<b>392.06</b>	<b>391.88</b>	<b>392.06</b>	<b>(0.18)</b>
<b>FUND:</b>	<b>22310 MTA TS OPR PROJ SUP-PSF</b>					
1044_C	IS Engineer-Principal	1.00	0.00	0.00	(1.00)	0.00
1052_C	IS Business Analyst	4.00	0.00	0.00	(4.00)	0.00
1054_C	IS Business Analyst-Principal	1.00	0.00	0.00	(1.00)	0.00
1093_C	IT Operations Support Administrator III	1.00	0.00	0.00	(1.00)	0.00
1204_C	Senior Personnel Clerk	1.00	0.00	0.00	(1.00)	0.00
1222_C	Senior Payroll And Personnel Clerk	1.00	0.00	0.00	(1.00)	0.00
1226_C	Chief Payroll And Personnel Clerk	1.00	0.00	0.00	(1.00)	0.00
1241_C	Personnel Analyst	1.00	0.00	0.00	(1.00)	0.00
1244_C	Senior Personnel Analyst	1.00	0.00	0.00	(1.00)	0.00
1310_C	Public Relations Assistant	1.00	0.00	0.00	(1.00)	0.00
1312_C	Public Information Officer	5.00	0.00	0.00	(5.00)	0.00
1314_C	Public Relations Officer	2.00	0.00	0.00	(2.00)	0.00
1402_C	Junior Clerk	1.00	0.00	0.00	(1.00)	0.00
1424_C	Clerk Typist	1.00	0.00	0.00	(1.00)	0.00
1446_C	Secretary II	5.00	0.00	0.00	(5.00)	0.00



San Francisco Municipal Transportation Agency  
**Position By Fund By Class**  
 Budget Year 2019 and 2020

Job Class	Job Class Title	2018 Amended Budget	2019 Adopted Budget	2020 Adopted Budget	2019 Compared to 2018	2020 Compared to 2019
1450_C	Executive Secretary I	1.00	0.00	0.00	(1.00)	0.00
1452_C	Executive Secretary II	1.00	0.00	0.00	(1.00)	0.00
1634_C	Principal Account Clerk	5.00	0.00	0.00	(5.00)	0.00
1652_C	Accountant II	4.00	0.00	0.00	(4.00)	0.00
1654_C	Accountant III	7.00	0.00	0.00	(7.00)	0.00
1657_C	Accountant IV	5.00	0.00	0.00	(5.00)	0.00
1820_C	Junior Administrative Analyst	2.00	0.00	0.00	(2.00)	0.00
1822_C	Administrative Analyst	10.00	0.00	0.00	(10.00)	0.00
1823_C	Senior Administrative Analyst	16.00	0.00	0.00	(16.00)	0.00
1824_C	Principal Administrative Analyst	21.00	0.00	0.00	(21.00)	0.00
1825_C	Principal Administrative Analyst II	2.00	0.00	0.00	(2.00)	0.00
1840_C	Junior Management Assistant	2.00	0.00	0.00	(2.00)	0.00
1842_C	Management Assistant	3.00	0.00	0.00	(3.00)	0.00
1844_C	Senior Management Assistant	5.00	0.00	0.00	(5.00)	0.00
1942_C	Assistant Materials Coordinator	1.00	0.00	0.00	(1.00)	0.00
2978_C	Contract Compliance Officer II	4.00	0.00	0.00	(4.00)	0.00
2992_C	Contract Compliance Officer I	2.00	0.00	0.00	(2.00)	0.00
3630_C	Librarian I	1.00	0.00	0.00	(1.00)	0.00
5203_C	Assistant Engineer	47.00	0.00	0.00	(47.00)	0.00
5207_C	Associate Engineer	38.00	0.00	0.00	(38.00)	0.00
5211_C	Engineer/Architect/Landscape Architect S	21.00	0.00	0.00	(21.00)	0.00
5212_C	Engineer/Architect Principal	6.00	0.00	0.00	(6.00)	0.00
5241_C	Engineer	29.00	0.00	0.00	(29.00)	0.00
5277_C	Planner I	4.00	0.00	0.00	(4.00)	0.00
5283_C	Planner V	1.00	0.00	0.00	(1.00)	0.00
5288_C	Transportation Planner II	12.00	0.00	0.00	(12.00)	0.00
5289_C	Transportation Planner III	10.00	0.00	0.00	(10.00)	0.00
5290_C	Transportation Planner IV	3.00	0.00	0.00	(3.00)	0.00
5298_C	Planner III-Environmental Review	1.00	0.00	0.00	(1.00)	0.00
5322_C	Graphic Artist	1.00	0.00	0.00	(1.00)	0.00
5364_C	Engineering Associate I	2.00	0.00	0.00	(2.00)	0.00





San Francisco Municipal Transportation Agency  
**Position By Fund By Class**  
 Budget Year 2019 and 2020

Job Class	Job Class Title	2018 Amended Budget	2019 Adopted Budget	2020 Adopted Budget	2019 Compared to 2018	2020 Compared to 2019
5366_C	Engineering Associate II	2.00	0.00	0.00	(2.00)	0.00
5380_C	Student Design Trainee I, Arch., Engr.,	3.50	0.00	0.00	(3.50)	0.00
5502_C	Project Manager I	10.00	0.00	0.00	(10.00)	0.00
5504_C	Project Manager II	10.00	0.00	0.00	(10.00)	0.00
5506_C	Project Manager III	4.00	0.00	0.00	(4.00)	0.00
6317_C	Assistant Construction Inspector	3.00	0.00	0.00	(3.00)	0.00
6318_C	Construction Inspector	12.00	0.00	0.00	(12.00)	0.00
6319_C	Senior Construction Inspector	7.00	0.00	0.00	(7.00)	0.00
7258_C	Maintenance Machinist Supervisor I	1.00	0.00	0.00	(1.00)	0.00
7313_C	Automotive Machinist	1.00	0.00	0.00	(1.00)	0.00
7332_C	Maintenance Machinist	2.00	0.00	0.00	(2.00)	0.00
7371_C	Electrical Transit System Mechanic	10.00	0.00	0.00	(10.00)	0.00
9139_C	Transit Supervisor	9.00	0.00	0.00	(9.00)	0.00
9172_C	Manager II, Municipal Transportation Age	1.00	0.00	0.00	(1.00)	0.00
9174_C	Manager IV, Municipal Transportation Age	3.00	0.00	0.00	(3.00)	0.00
9177_C	Manager III, Municipal Transportation Ag	4.00	0.00	0.00	(4.00)	0.00
9179_C	Manager V, Municipal Transportation Agen	4.00	0.00	0.00	(4.00)	0.00
9180_C	Manager VI, Municipal Transportation Age	1.00	0.00	0.00	(1.00)	0.00
9181_C	Manager VII, Municipal Transportation Ag	3.00	0.00	0.00	(3.00)	0.00
9182_C	Manager VIII, Municipal Transporation Ag	4.50	0.00	0.00	(4.50)	0.00
9187_C	Deputy Director II Municipal Transportat	1.00	0.00	0.00	(1.00)	0.00
9195_C	Light Rail Vehicle Equipment Engineer	1.00	0.00	0.00	(1.00)	0.00
9196_C	Senior Light Rail Vehicle Equipment Engi	1.00	0.00	0.00	(1.00)	0.00
TEMPM_E	Temporary - Miscellaneous	5.91	0.00	0.00	(5.91)	0.00
<b>TOTAL:</b>	<b>MTA TS OPR PROJ SUP-PSF</b>	<b>397.91</b>	<b>0.00</b>	<b>0.00</b>	<b>(397.91)</b>	<b>0.00</b>
<b>FUND:</b>	<b>22770 MTA OH OPR AGENCYWIDE</b>					
1041_C	IS Engineer-Assistant	1.00	0.00	0.00	(1.00)	0.00
1042_C	IS Engineer-Journey	5.00	0.00	0.00	(5.00)	0.00
1043_C	IS Engineer-Senior	2.00	0.00	0.00	(2.00)	0.00
1044_C	IS Engineer-Principal	17.00	0.00	0.00	(17.00)	0.00



San Francisco Municipal Transportation Agency  
**Position By Fund By Class**  
 Budget Year 2019 and 2020

Job Class	Job Class Title	2018 Amended Budget	2019 Adopted Budget	2020 Adopted Budget	2019 Compared to 2018	2020 Compared to 2019
1051_C	IS Business Analyst-Assistant	1.00	0.00	0.00	(1.00)	0.00
1052_C	IS Business Analyst	2.00	0.00	0.00	(2.00)	0.00
1053_C	IS Business Analyst-Senior	6.00	0.00	0.00	(6.00)	0.00
1054_C	IS Business Analyst-Principal	2.00	0.00	0.00	(2.00)	0.00
1070_C	IS Project Director	2.00	0.00	0.00	(2.00)	0.00
1202_C	Personnel Clerk	7.00	0.00	0.00	(7.00)	0.00
1204_C	Senior Personnel Clerk	6.00	0.00	0.00	(6.00)	0.00
1220_C	Payroll Clerk	6.00	0.00	0.00	(6.00)	0.00
1222_C	Senior Payroll And Personnel Clerk	8.00	0.00	0.00	(8.00)	0.00
1224_C	Principal Payroll And Personnel Clerk	3.00	0.00	0.00	(3.00)	0.00
1231_C	EEO Programs Senior Specialist	1.00	0.00	0.00	(1.00)	0.00
1241_C	Personnel Analyst	16.00	0.00	0.00	(16.00)	0.00
1244_C	Senior Personnel Analyst	11.00	0.00	0.00	(11.00)	0.00
1246_C	Principal Personnel Analyst	1.00	0.00	0.00	(1.00)	0.00
1310_C	Public Relations Assistant	2.00	0.00	0.00	(2.00)	0.00
1312_C	Public Information Officer	6.00	0.00	0.00	(6.00)	0.00
1314_C	Public Relations Officer	7.00	0.00	0.00	(7.00)	0.00
1406_C	Senior Clerk	2.00	0.00	0.00	(2.00)	0.00
1408_C	Principal Clerk	1.00	0.00	0.00	(1.00)	0.00
1446_C	Secretary II	3.00	0.00	0.00	(3.00)	0.00
1450_C	Executive Secretary I	3.00	0.00	0.00	(3.00)	0.00
1452_C	Executive Secretary II	2.00	0.00	0.00	(2.00)	0.00
1454_C	Executive Secretary III	2.00	0.00	0.00	(2.00)	0.00
1630_C	Account Clerk	2.00	0.00	0.00	(2.00)	0.00
1632_C	Senior Account Clerk	11.00	0.00	0.00	(11.00)	0.00
1634_C	Principal Account Clerk	8.00	0.00	0.00	(8.00)	0.00
1652_C	Accountant II	3.00	0.00	0.00	(3.00)	0.00
1654_C	Accountant III	11.00	0.00	0.00	(11.00)	0.00
1657_C	Accountant IV	4.00	0.00	0.00	(4.00)	0.00
1770_C	Photographer	1.00	0.00	0.00	(1.00)	0.00
1820_C	Junior Administrative Analyst	2.00	0.00	0.00	(2.00)	0.00



San Francisco Municipal Transportation Agency  
**Position By Fund By Class**  
 Budget Year 2019 and 2020

Job Class	Job Class Title	2018 Amended Budget	2019 Adopted Budget	2020 Adopted Budget	2019 Compared to 2018	2020 Compared to 2019
1822_C	Administrative Analyst	6.00	0.00	0.00	(6.00)	0.00
1823_C	Senior Administrative Analyst	10.00	0.00	0.00	(10.00)	0.00
1824_C	Principal Administrative Analyst	13.00	0.00	0.00	(13.00)	0.00
1840_C	Junior Management Assistant	2.00	0.00	0.00	(2.00)	0.00
1844_C	Senior Management Assistant	2.00	0.00	0.00	(2.00)	0.00
5177_C	Safety Officer	1.00	0.00	0.00	(1.00)	0.00
5203_C	Assistant Engineer	14.00	0.00	0.00	(14.00)	0.00
5207_C	Associate Engineer	15.00	0.00	0.00	(15.00)	0.00
5241_C	Engineer	8.00	0.00	0.00	(8.00)	0.00
5288_C	Transportation Planner II	3.00	0.00	0.00	(3.00)	0.00
5290_C	Transportation Planner IV	1.00	0.00	0.00	(1.00)	0.00
5293_C	Planner IV	1.00	0.00	0.00	(1.00)	0.00
5320_C	Illustrator And Art Designer	2.00	0.00	0.00	(2.00)	0.00
5364_C	Engineering Associate I	1.00	0.00	0.00	(1.00)	0.00
5380_C	Student Design Trainee I, Arch., Engr.,	6.00	0.00	0.00	(6.00)	0.00
5381_C	Student Design Trainee II, Arch, Engr, &	3.00	0.00	0.00	(3.00)	0.00
6130_C	Safety Analyst	4.00	0.00	0.00	(4.00)	0.00
6138_C	Industrial Hygienist	1.00	0.00	0.00	(1.00)	0.00
7318_C	Electronic Maintenance Technician	3.00	0.00	0.00	(3.00)	0.00
7334_C	Stationary Engineer	3.00	0.00	0.00	(3.00)	0.00
7371_C	Electical Transit System Mechanic	3.00	0.00	0.00	(3.00)	0.00
9122_C	Transit Information Clerk	2.00	0.00	0.00	(2.00)	0.00
9124_C	Senior Transit Information Clerk	1.00	0.00	0.00	(1.00)	0.00
9141_C	Transit Manager II	2.00	0.00	0.00	(2.00)	0.00
9151_C	Real Estate Development Manager	1.00	0.00	0.00	(1.00)	0.00
9172_C	Manager II, Municipal Transportation Age	12.00	0.00	0.00	(12.00)	0.00
9174_C	Manager IV, Municipal Transportation Age	14.00	0.00	0.00	(14.00)	0.00
9177_C	Manager III, Municipal Transportation Ag	1.00	0.00	0.00	(1.00)	0.00
9179_C	Manager V, Municipal Transportation Agen	7.00	0.00	0.00	(7.00)	0.00
9180_C	Manager VI, Municipal Transportation Age	3.00	0.00	0.00	(3.00)	0.00
9181_C	Manager VII, Municipal Transportation Ag	2.00	0.00	0.00	(2.00)	0.00



San Francisco Municipal Transportation Agency  
**Position By Fund By Class**  
 Budget Year 2019 and 2020

Job Class	Job Class Title	2018 Amended Budget	2019 Adopted Budget	2020 Adopted Budget	2019 Compared to 2018	2020 Compared to 2019
9182_C	Manager VIII, Municipal Transportation Agency	2.50	0.00	0.00	(2.50)	0.00
9183_C	Deputy Director I, Municipal Transportation Agency	3.00	0.00	0.00	(3.00)	0.00
9186_C	General Manager, Public Transportation Division	1.00	0.00	0.00	(1.00)	0.00
9187_C	Deputy Director II Municipal Transportation Agency	2.00	0.00	0.00	(2.00)	0.00
9190_C	Board Secretary, Municipal Transportation Agency	1.00	0.00	0.00	(1.00)	0.00
9520_C	Transportation Safety Specialist	2.00	0.00	0.00	(2.00)	0.00
9920_C	Public Service Aide - Assistant To Professional	2.00	0.00	0.00	(2.00)	0.00
9993M_Z	Attrition Savings - Miscellaneous	(88.71)	0.00	0.00	88.71	0.00
TEMPM_E	Temporary - Miscellaneous	7.00	0.00	0.00	(7.00)	0.00
<b>TOTAL:</b>	<b>MTA OH OPR AGENCYWIDE</b>	<b>245.79</b>	<b>0.00</b>	<b>0.00</b>	<b>(245.79)</b>	<b>0.00</b>
<b>FUND: 22870 MTA SS Op Annual Account Ctrl</b>						
1091_C	IT Operations Support Administrator I	2.00	2.00	2.00	0.00	0.00
1312_C	Public Information Officer	1.00	1.00	1.00	0.00	0.00
1314_C	Public Relations Officer	1.00	0.00	0.00	(1.00)	0.00
1406_C	Senior Clerk	11.00	10.00	10.00	(1.00)	0.00
1408_C	Principal Clerk	4.00	4.00	4.00	0.00	0.00
1410_C	Chief Clerk	1.00	1.00	1.00	0.00	0.00
1424_C	Clerk Typist	2.00	2.00	2.00	0.00	0.00
1426_C	Senior Clerk Typist	3.00	3.00	3.00	0.00	0.00
1450_C	Executive Secretary I	1.00	1.00	1.00	0.00	0.00
1452_C	Executive Secretary II	1.00	1.00	1.00	0.00	0.00
1704_C	Communications Dispatcher I	15.00	15.00	15.00	0.00	0.00
1705_C	Communications Dispatcher II	6.00	6.00	6.00	0.00	0.00
1708_C	Senior Telephone Operator	3.00	3.00	3.00	0.00	0.00
1820_C	Junior Administrative Analyst	2.00	2.00	2.00	0.00	0.00
1822_C	Administrative Analyst	1.00	1.00	1.00	0.00	0.00
1823_C	Senior Administrative Analyst	10.00	10.00	10.00	0.00	0.00
1824_C	Principal Administrative Analyst	8.00	6.00	6.00	(2.00)	0.00
1840_C	Junior Management Assistant	2.00	3.00	3.00	1.00	0.00
1842_C	Management Assistant	4.00	4.00	4.00	0.00	0.00



San Francisco Municipal Transportation Agency  
**Position By Fund By Class**  
 Budget Year 2019 and 2020

Job Class	Job Class Title	2018 Amended Budget	2019 Adopted Budget	2020 Adopted Budget	2019 Compared to 2018	2020 Compared to 2019
1844_C	Senior Management Assistant	5.00	4.00	4.00	(1.00)	0.00
1934_C	Storekeeper	2.00	2.00	2.00	0.00	0.00
1936_C	Senior Storekeeper	2.00	2.00	2.00	0.00	0.00
1942_C	Assistant Materials Coordinator	1.00	1.00	1.00	0.00	0.00
5203_C	Assistant Engineer	7.00	7.00	7.00	0.00	0.00
5207_C	Associate Engineer	6.00	6.00	6.00	0.00	0.00
5211_C	Engineer/Architect/Landscape Architect S	3.00	3.00	3.00	0.00	0.00
5212_C	Engineer/Architect Principal	1.00	1.00	1.00	0.00	0.00
5241_C	Engineer	6.00	6.00	6.00	0.00	0.00
5277_C	Planner I	1.00	1.00	1.00	0.00	0.00
5283_C	Planner V	0.00	1.00	1.00	1.00	0.00
5288_C	Transportation Planner II	1.00	1.00	1.00	0.00	0.00
5289_C	Transportation Planner III	2.00	2.00	2.00	0.00	0.00
5290_C	Transportation Planner IV	3.00	4.00	4.00	1.00	0.00
5302_C	Traffic Survey Technician	12.00	11.00	11.00	(1.00)	0.00
5303_C	Supervisor, Traffic And Street Signs	4.00	4.00	4.00	0.00	0.00
5306_C	Traffic Sign Manager	1.00	1.00	1.00	0.00	0.00
5362_C	Engineering Assistant	1.00	1.00	1.00	0.00	0.00
5366_C	Engineering Associate II	2.00	2.00	2.00	0.00	0.00
6231_C	Senior Street Inspector	2.00	2.00	2.00	0.00	0.00
7242_C	Painter Supervisor I	4.00	4.00	4.00	0.00	0.00
7243_C	Parking Meter Repairer Supervisor I	4.00	4.00	4.00	0.00	0.00
7258_C	Maintenance Machinist Supervisor I	1.00	1.00	1.00	0.00	0.00
7332_C	Maintenance Machinist	3.00	3.00	3.00	0.00	0.00
7346_C	Painter	21.00	20.00	20.00	(1.00)	0.00
7410_C	Automotive Service Worker	1.00	1.00	1.00	0.00	0.00
7432_C	Electrical Line Helper	2.00	2.00	2.00	0.00	0.00
7444_C	Parking Meter Repairer	21.00	20.00	20.00	(1.00)	0.00
7457_C	Sign Worker	23.00	23.00	23.00	0.00	0.00
8121_C	Fare Inspections Supervisor/Investigator	1.00	1.00	1.00	0.00	0.00
8167_C	Administrative Hearing Examiner	8.00	8.00	8.00	0.00	0.00



San Francisco Municipal Transportation Agency  
**Position By Fund By Class**  
 Budget Year 2019 and 2020

Job Class	Job Class Title	2018 Amended Budget	2019 Adopted Budget	2020 Adopted Budget	2019 Compared to 2018	2020 Compared to 2019
8168_C	Administrative Hearing Supervisor	1.00	1.00	1.00	0.00	0.00
8214_C	Parking Control Officer	313.00	317.00	317.00	4.00	0.00
8216_C	Senior Parking Control Officer	33.00	33.00	33.00	0.00	0.00
8219_C	Parking Enforcement Administrator	4.00	3.00	3.00	(1.00)	0.00
9144_C	Investigator, Taxi and Accessible Servic	7.00	7.00	7.00	0.00	0.00
9145_C	Traffic Signal Electrician	14.00	13.00	13.00	(1.00)	0.00
9147_C	Traffic Signal Electrician Supervisor I	2.00	2.00	2.00	0.00	0.00
9149_C	Traffic Signal Electrician Supervisor II	1.00	2.00	2.00	1.00	0.00
9172_C	Manager II, Municipal Transportation Age	4.00	8.00	8.00	4.00	0.00
9174_C	Manager IV, Municipal Transportation Age	3.00	3.00	3.00	0.00	0.00
9177_C	Manager III, Municipal Transportation Ag	7.00	6.00	6.00	(1.00)	0.00
9179_C	Manager V, Municipal Transportation Agen	2.50	4.00	4.00	1.50	0.00
9180_C	Manager VI, Municipal Transportation Age	4.00	3.00	3.00	(1.00)	0.00
9182_C	Manager VIII, Municipal Transporation Ag	3.00	3.00	3.00	0.00	0.00
9183_C	Deputy Director I, Municipal Transportat	1.00	1.00	1.00	0.00	0.00
9187_C	Deputy Director II Municipal Transportat	1.00	1.00	1.00	0.00	0.00
9504_C	Permit and Citation Clerk	20.00	21.00	21.00	1.00	0.00
9506_C	Senior Permit and Citation Clerk	20.00	20.00	20.00	0.00	0.00
9508_C	Principal Permit and Citation Clerk	7.00	7.00	7.00	0.00	0.00
9993M_Z	Attrition Savings - Miscellaneous	(143.92)	(151.35)	(151.35)	(7.43)	0.00
TEMPM_E	Temporary - Miscellaneous	31.80	27.29	26.47	(4.51)	(0.82)
<b>TOTAL:</b>	<b>MTA SS Op Annual Account Ctrl</b>	<b>564.38</b>	<b>554.94</b>	<b>554.12</b>	<b>(9.44)</b>	<b>(0.82)</b>
<b>FUND:</b>	<b>23390 MTA SS OPR PROJ SUPPORT-PSF</b>					
1822_C	Administrative Analyst	0.00	1.00	1.00	1.00	0.00
1823_C	Senior Administrative Analyst	3.00	1.00	1.00	(2.00)	0.00
1824_C	Principal Administrative Analyst	0.00	1.00	1.00	1.00	0.00
5201_C	Junior Engineer	2.00	2.00	2.00	0.00	0.00
5203_C	Assistant Engineer	22.00	22.00	22.00	0.00	0.00
5207_C	Associate Engineer	17.00	17.00	17.00	0.00	0.00
5211_C	Engineer/Architect/Landscape Architect S	2.00	2.00	2.00	0.00	0.00



San Francisco Municipal Transportation Agency  
**Position By Fund By Class**  
 Budget Year 2019 and 2020

Job Class	Job Class Title	2018 Amended Budget	2019 Adopted Budget	2020 Adopted Budget	2019 Compared to 2018	2020 Compared to 2019
5241_C	Engineer	7.00	7.00	7.00	0.00	0.00
5283_C	Planner V	1.00	1.00	1.00	0.00	0.00
5288_C	Transportation Planner II	12.00	12.00	12.00	0.00	0.00
5289_C	Transportation Planner III	8.00	8.00	8.00	0.00	0.00
5290_C	Transportation Planner IV	2.00	2.00	2.00	0.00	0.00
5302_C	Traffic Survey Technician	3.00	3.00	3.00	0.00	0.00
5303_C	Supervisor, Traffic And Street Signs	0.00	1.00	1.00	1.00	0.00
5304_C	Materials Testing Aide	1.00	0.00	0.00	(1.00)	0.00
5362_C	Engineering Assistant	1.00	1.00	1.00	0.00	0.00
5364_C	Engineering Associate I	1.00	1.00	1.00	0.00	0.00
5366_C	Engineering Associate II	2.00	2.00	2.00	0.00	0.00
5502_C	Project Manager I	5.00	3.00	3.00	(2.00)	0.00
5504_C	Project Manager II	1.00	1.00	1.00	0.00	0.00
5506_C	Project Manager III	1.00	1.00	1.00	0.00	0.00
7346_C	Painter	18.00	17.00	17.00	(1.00)	0.00
7432_C	Electrical Line Helper	2.00	2.00	2.00	0.00	0.00
7457_C	Sign Worker	2.00	2.00	2.00	0.00	0.00
9145_C	Traffic Signal Electrician	7.00	6.00	6.00	(1.00)	0.00
9147_C	Traffic Signal Electrician Supervisor I	1.00	2.00	2.00	1.00	0.00
9179_C	Manager V, Municipal Transportation Agen	1.00	1.00	1.00	0.00	0.00
TEMPM_E	Temporary - Miscellaneous	0.02	0.00	0.00	(0.02)	0.00
<b>TOTAL:</b>	<b>MTA SS OPR PROJ SUPPORT-PSF</b>	<b>122.02</b>	<b>119.00</b>	<b>119.00</b>	<b>(3.02)</b>	<b>0.00</b>
<b>SFMTA Totals</b>		<b>5,691.90</b>	<b>5,842.42</b>	<b>5,972.62</b>	<b>150.52</b>	<b>130.20</b>



The following FY18 funds were replaced in FY19 as follows: Any line items previously budgeted under the old fund/authority are now budgeted in the new fund/authority in FY19 and FY20 budget.

OLD FUND/AUTHORITY			NEW FUND/AUTHORITY		
FY18 FUND	FY 18 FUND TITLE	FY18 AUTHORITY ID	FY19 FUND	FY 19 FUND TITLE	FY19 AUTHORITY ID
22310	MTA TS OPR PROJ SUP-PSF	10002	22305	MTA TS OPR PROJ SUP-PSF NEW	10000
22770	MTA OH OPR AGENCYWIDE	10002	22265	MTA OH OPR AGENCYWIDE NEW	10000

## IMPORTANT NOTE





# DIVISION LEVEL



# Agency Wide

## MISSION

The mission of this division is threefold: 1) to honor SFMTA’s commitments to other transit agencies; 2) to account for costs which affect the entire organization; and 3) to estimate and budget for costs which are unknown at budget submission but which the organization anticipates during the fiscal year.



**San Francisco Municipal Transportation Agency  
Expenditure Account and Description**

Budget Year 2019 and 2020

Account ID	Account Title	Description
<b>MTAAW - AGENCY WIDE</b>		
501010	<a href="#">Perm Salaries-Misc-Regular</a>	Appropriation for permanent salaries reflects all regular job class positions budgeted in SFMTA's two-year operating budget. With the implementation of the new Financial System Project (FSP) in FY 2018, the City remapped its chart of accounts and this line item now consolidates all salary budget in one chart of account that includes miscellaneous employees, platform employees and temporary salaries. In addition to regular salaries budgeted in this organizational area, the appropriation also includes a manual adjustment of attrition savings in FY 2019 and FY 2020 to correct a technical entry by the Controller's Office in FY 2018 between Agency Wide Division and Human Resources Division. This correction also affects the related fringe benefits.
509010	<a href="#">Premium Pay - Misc</a>	Premium pay is established under various labor agreements and payment types include categories such as Supervisory Differential Adjustment, Acting Assignment Pay, Lead Person Pay, night and midnight shifts pay, heavy equipment or specialized equipment operation pay and etc.
510210	<a href="#">Ret Payout - SP &amp; Vac - Misc</a>	This account records one-time payments such as employees retirement payout on accrued vacation and paid-sick-leave hours, or payments on individual and group performance/attendance incentive programs based on negotiated labor agreements.
514010	<a href="#">Social Security (Oasdi &amp; Hi)</a>	Mandatory employer contribution to Social Security benefit is 6.20% of annual salaries budgeted.
514020	<a href="#">Social Sec-Medicare(HI Only)</a>	Mandatory employer contribution to Medicare is 1.45% of annual salaries budgeted.
515010	<a href="#">Health Service-City Match</a>	The City Charter requires employer contribution to the Health Service Trust Fund that covers health insurance costs for current and retired City employees and their dependents. This line item represents health insurance coverage for current employees.
515020	<a href="#">Retiree Health-Match-Prop B</a>	Proposition B, passed by voters in June of 2008, began to address the system's unfunded liability by requiring the City and employees hired after January 10, 2009 to contribute 1% and 2% of pre-tax compensation, respectively, into a Retiree Health Care Trust Fund. This line item represents the 1% contribution from the City.
515030	<a href="#">RetireeHlthCare-CityMatchPropC</a>	Proposition C, passed by voters in November of 2011, enhanced Proposition B's effects by requiring all remaining employees - in addition to employees under Proposition B requirement - to begin contributing to the Retiree Health Care Trust Fund beginning in FY 2017 with corresponding employer contribution. This line item represents the employer contribution under Proposition C.
515510	<a href="#">Health Service-Admin Cost</a>	The Health Service System calculates this line item based on employee and retiree enrollment records. Costs are allocated to each City department/fund based on the number of active members in the health system.
515610	<a href="#">Health Service-Retiree Subsidy</a>	This account captures the contribution that the General Fund supported and Enterprise departments make toward retiree health care. If the employee is vested for health service upon retirement, the department that the employee retires from will receive the budget and charges for that retiree's health service subsidy, regardless of the employee's employment history.
516000	<a href="#">Dental Coverage - Budget</a>	Required by the City Charter, this line item represents employer contribution to dental insurance for current and retired City employees and their dependents.
517010	<a href="#">Unemployment Insurance</a>	Mandated by the State of California, the City must budget for unemployment insurance coverage for its employees. The City reimburses the State for any unemployment benefits paid to former City employees. The Controller's Budget Office updates this rate upon review of the balance in the unemployment insurance fund.
519120	<a href="#">Long Term Disability Insurance</a>	This line item covers Long Term Disability Insurance for most of the labor unions.
519130	<a href="#">Life Insurance</a>	This line item covers life insurance cost for certain employee organizations based on labor agreements.
519990	<a href="#">Other Fringe Benefits</a>	This account covers miscellaneous fringe benefit costs. It also includes a reserved amount for projected FY 2020 COLA increase.
520010	<a href="#">Indirect Cost Reimbursement</a>	This is an indirect-cost allocation by the City based on calculations of County Wide Cost Allocation Plan (COWCAP).
520100	<a href="#">Overhead Recovery</a>	This line item represents the operating cost under SFMTA's overhead fund to be allocated to and recovered from various funds and projects.



## San Francisco Municipal Transportation Agency

### Expenditure Account and Description

Budget Year 2019 and 2020

Account ID	Account Title	Description
520190	<a href="#">Department Overhead</a>	This account represents SFMTA'S department overhead cost allocated to this fund.
520990	<a href="#">Other Overhead Charges</a>	This line item is for miscellaneous overhead charges.
527990	<a href="#">Other Professional Services</a>	This line item was budgeted for Agency-wide miscellaneous professional services. Fund is reallocated in FY 2019 and FY 2020 budget years.
530110	<a href="#">Property Rent</a>	This line item funds property rental cost for SFMTA's Transit Management Center located at 1455 Market Street. It also funds SFMTA's share of the new Transbay Terminal space.
530210	<a href="#">Garage Rent</a>	This line item funds garage space rental cost for City vehicles.
535990	<a href="#">Other Current Expenses</a>	This line item was budgeted in FY 2018 for credit card processing fees, bank fees, and merchant warehouse service fees. The funding is reallocated to individual division budget in FY 2019 and FY 2020.
540000	<a href="#">Materials &amp; Supplies-Budget</a>	This line item funds as-needed materials and supplies.
545990	<a href="#">Other Safety Expenses</a>	This budget is for miscellaneous safety supplies.
549990	<a href="#">Other Materials &amp; Supplies</a>	This line item funds all other materials and supplies.
551110	<a href="#">Insurance Expense</a>	This budget is a reserve set aside for catastrophic excess liability insurance.
552410	<a href="#">Payments To Other Govt</a>	This account records payment to other government agencies. The appropriation funds the following costs: (1) Caltrain JPB (Caltrain Peninsula Corridor Joint Powers Board) membership fee. The City and County of San Francisco, the San Mateo County Transit District, and the Santa Clara Valley Transportation Authority are member agencies and as such, provide annual county share funding to the JPB. Each member agency also contributes a yearly share of miscellaneous insurance premium payments. (2) SFMTA reimburses BART on a per trip basis for rides within San Francisco. This agreement is in accordance with the region's desire for convenient interconnectivity for transit users among the Bay Area's transit providers. Rate per trip is determined based on contract agreement between SFMTA and BART. This rate is reviewed and adjusted when the contract is renewed on January 1 each year.
553110	<a href="#">Judgements - Claims</a>	This line item covers litigation and outside legal expenses. It also funds payments to claims negotiated and settled by the City Attorney's Office on SFMTA's behalf.
567000	<a href="#">Bldgs.Struct&amp;Imprv Proj-Budget</a>	This appropriation funds various MTA-wide facility maintenance and improvement projects. It also includes a one-time fund allocation in FY 2019 by the Board of Supervisors and the Mayor's Office for public transit support for immigrant day laborers and domestic workers in Mission district.
571110	<a href="#">Bond Redemption</a>	This appropriation funds SFMTA's debt service payment.
579020	<a href="#">MTA Deptmntl OH Cost Recovery</a>	The Federal Office of Management and Budget Circular A-87 (OMB-87) defines cost principles and procedures for establishing cost allocation plans and indirect cost rates for federal grants and contracts. SFMTA must develop a central service cost allocation plan with updated indirect cost rates for distributing its central support (or indirect costs) as outlined in A-87. This line item represents a portion of the central cost recovery allocated to this fund.
579990	<a href="#">Allocated Chrgs-Spec Sources</a>	This account records overhead cost recovery allocated to capital projects that are not part of Agency's A87 Indirect Cost Allocation Plan.
581064	<a href="#">Ef-PUC-Water Charges</a>	This work order budget funds SFMTA's water usage managed by the Public Utilities Commission (PUC).
581068	<a href="#">Sr-DPW-Street Cleaning</a>	This work order with the Department of Public Works Street Cleaning Unit funds services such as graffiti removal and charges for waste disposal.
581070	<a href="#">GF-Board Of Supervisors</a>	This work order funds the Board of Supervisors service cost calculated by the Controller's Office and allocated to all City departments
581130	<a href="#">GF-Con-Internal Audits</a>	This work order is with the Controller's Office for conducting required annual or intermittent audits performed on SFMTA's programs, projects, and financial and accounting practices. The budget also includes costs for post-audit reporting and administrative overhead charges.



**San Francisco Municipal Transportation Agency  
Expenditure Account and Description**

Budget Year 2019 and 2020

Account ID	Account Title	Description
581140	<a href="#">DT Technology Projects</a>	This work order funds all pass-through costs for products and services purchased and delivered through the Department of Technology. Services include but are not limited to: work stations, software licenses and maintenance agreements, system upgrades, telecom equipment and installation, wiring for moves, and additions and changes.
581170	<a href="#">GF-Risk Management Svcs (AAO)</a>	This appropriation covers the cost of various insurance premiums such as property insurance for Muni Railway rolling stocks and Light Rail Vehicles (LRV), Auto/ Transit Liability Insurance, Group Life and Accident Death Insurance as provided in the Transit Workers Union Local 250A (TWU) contract, Felonious Assault Insurance for transit operators, and cost contribution for risk management services.
581210	<a href="#">DT Technology Infrastructure</a>	This work order with the Department of Technology funds services and products identified as infrastructure or infrastructure-related. The service includes GIS technology, NetWare planning, production application development, email and data center maintenance, fiber WAN and LAN services, online/E-services, technology and engineering support, and allocated COIT charges.
581245	<a href="#">GF-CON-Information System Ops</a>	This work order represents the shared cost allocated to the SFMTA for using City's new FSP financial system. The budget funds system maintenance and operational assistance.
581270	<a href="#">GF-City Attorney-Legal Service</a>	This work order with the City Attorney's Office funds legal services such as handling all internal and external lawsuits, claims, investigation, and court settlement related to the SFMTA . Other services include reviewing professional and construction contracts and providing general legal advice to the Agency.
581280	<a href="#">DT SFGov TV Services</a>	This work order funds the shared cost for using Citywatch (SFGTV), a live City government video site maintained by the Department of Technology.
581290	<a href="#">Con-Fin Systems Replacement Pr</a>	This line item was budgeted in FY 2018 as a shared cost to fund the initial implementation and operational assistance of the City's new FSP financial system.
581325	<a href="#">DT Enterprise Tech Contracts</a>	This work order funds the cost of enterprise technology contracts managed by the Department of Technology and shared by specific City departments.
581330	<a href="#">GF-Bus &amp; Ecn Dev</a>	This work order with the Office of Economic & Workforce Development (OEWD) funds staff time for managing transit and traffic issues related to Citywide civic, business and special events.
581350	<a href="#">GF-Emergency Communications</a>	This is a work order with the Department of Emergency Communications for night-time dispatch services and for leased radio communication equipment.
581360	<a href="#">DT Telecommunications Services</a>	This work order with the Department of Technology funds telecommunication services. It pays for products and services such as data line, land line, cellular phones, pager usage, electric circuits, and other pass-through telephone costs.
581790	<a href="#">GF-Purch-Mail Services</a>	This work order funds mail services provided by Reproduction and Mail Services Division under the General Services Agency. The budget covers interoffice mail delivery as well as pickup of outgoing US mail at designated locations.
581820	<a href="#">Is-Purch-Reproduction</a>	This work order funds publishing and reproduction services provided by Reproduction and Mail Services Division under the General Services Agency.
581870	<a href="#">GF-City Hall Fellows Program</a>	This work order supports two internship positions under the City Hall Fellowship Program.
581890	<a href="#">GF-Rent Paid To Real Estate</a>	This line item funds rental cost for office space occupied by SFMTA's divisions at the following locations: 1 South Van Ness Avenue, 11 South Van Ness Avenues, and 27A Van Ness Avenue. The budget amount is calculated based on the cost per square foot and on the provisions stipulated in the MOU between the SFMTA and the Real Estate Department.
581980	<a href="#">GF-Tax Collector</a>	The Treasurer/Tax Collector's Office sells MUNI fast passes, maps, and prepaid parking meter cards at its cashier's windows in City Hall. All payments are deposited and information is electronically tracked for accounting and adjudication purpose. The SFMTA funds the above services through work order budget.
598040	<a href="#">Designated For General Reserve</a>	This account is for designated reserve.



San Francisco Municipal Transportation Agency  
**Expenditure By Division By Account**  
 Budget Year 2019 and 2020

Account ID	Account Title	2018 Amended Budget	2019 Adopted Budget	2020 Adopted Budget	2019 Compared to 2018	2020 Compared to 2019
<b>DIVISION: MTA AW Agency-wide</b>						
501010	Perm Salaries-Misc-Regular	6,966,792	0	0	(6,966,792) -100.0%	0 0.0%
509010	Premium Pay - Misc	247,834	247,834	247,834	0 0.0%	0 0.0%
510210	Ret Payout - SP & Vac - Misc	1,412,627	1,412,627	1,412,627	0 0.0%	0 0.0%
513010	Retire City Misc	1,333,673	(351)	(273)	(1,334,024) -100.0%	78 -22.2%
514010	Social Security (Oasdi & Hi)	524,478	102,470	102,621	(422,008) -80.5%	151 0.1%
514020	Social Sec-Medicare(HI Only)	125,093	24,076	24,077	(101,017) -80.8%	1 0.0%
515010	Health Service-City Match	202,539	(1,293)	(1,381)	(203,832) -100.6%	(88) 6.8%
515020	Retiree Health-Match-Prop B	2,119,110	2,332,963	2,609,220	213,853 10.1%	276,257 11.8%
515030	RetireeHlthCare-CityMatchPropC	1,174,376	1,725,462	2,067,790	551,086 46.9%	342,328 19.8%
515510	Health Service-Admin Cost	1,362,622	1,411,733	1,429,477	49,111 3.6%	17,744 1.3%
515610	Health Service-Retiree Subsidy	31,990,938	33,078,630	34,649,865	1,087,692 3.4%	1,571,235 4.8%
515710	Dependent Coverage	633,989	339	362	(633,650) -99.9%	23 6.8%
516000	Dental Coverage - Budget	613,141	0	0	(613,141) -100.0%	0 0.0%
516010	Dental Coverage	88,375	(49)	(49)	(88,424) -100.1%	0 0.0%
517010	Unemployment Insurance	23,291	4,484	4,485	(18,807) -80.7%	1 0.0%
519120	Long Term Disability Insurance	25,080	25	25	(25,055) -99.9%	0 0.0%
519130	Life Insurance	46,096	46,096	46,096	0 0.0%	0 0.0%
519990	Other Fringe Benefits	3,852,671	1,822	27,001,672	(3,850,849) -100.0%	26,999,850 1481879.8%
520010	Indirect Cost Reimbursement	243,844	180,405	180,405	(63,439) -26.0%	0 0.0%
520100	Overhead Recovery	(136,782,262)	(134,625,795)	(137,256,037)	2,156,467 -1.6%	(2,630,242) 2.0%
520190	Department Overhead	131,481,370	129,625,013	132,161,599	(1,856,357) -1.4%	2,536,586 2.0%
520990	Other Overhead Charges	80,683	80,683	80,683	0 0.0%	0 0.0%
527990	Other Professional Services	8,911,597	0	0	(8,911,597) -100.0%	0 0.0%
530110	Property Rent	1,653,200	4,896,438	5,039,643	3,243,238 196.2%	143,205 2.9%



San Francisco Municipal Transportation Agency  
**Expenditure By Division By Account**  
 Budget Year 2019 and 2020

Account ID	Account Title	2018 Amended Budget	2019 Adopted Budget	2020 Adopted Budget	2019 Compared to 2018	2020 Compared to 2019
<b>DIVISION: MTA AW Agency-wide</b>						
530210	Garage Rent	134,119	166,320	174,636	32,201 24.0%	8,316 5.0%
535990	Other Current Expenses	1,756,052	0	0	(1,756,052) -100.0%	0 0.0%
540000	Materials & Supplies-Budget	2,074,949	0	0	(2,074,949) -100.0%	0 0.0%
545990	Other Safety Expenses	903	0	0	(903) -100.0%	0 0.0%
549990	Other Materials & Supplies	1,756,923	0	0	(1,756,923) -100.0%	0 0.0%
551110	Insurance Expense	2,340,000	2,340,000	2,340,000	0 0.0%	0 0.0%
552410	Payments To Other Govt	22,578,014	18,000,000	19,080,000	(4,578,014) -20.3%	1,080,000 6.0%
553110	Judgements - Claims	11,919,603	11,919,603	11,919,603	0 0.0%	0 0.0%
567000	Bldgs,Struct&Imprv Proj-Budget	31,591,697	13,030,000	13,000,000	(18,561,697) -58.8%	(30,000) -0.2%
571110	Bond Redemption	24,784,287	25,913,315	25,915,831	1,129,028 4.6%	2,516 0.0%
579020	MTA Deptmntl OH Cost Recovery	(17,799,398)	(17,799,398)	(17,799,398)	0 0.0%	0 0.0%
579990	Allocated Chrsgs-Spec Sources	(872,963)	(872,963)	(872,963)	0 0.0%	0 0.0%
581064	Ef-PUC-Water Charges	306,931	329,000	356,000	22,069 7.2%	27,000 8.2%
581068	Sr-DPW-Street Cleaning	275,000	325,000	336,375	50,000 18.2%	11,375 3.5%
581070	GF-Board Of Supervisors	35,318	35,318	35,318	0 0.0%	0 0.0%
581130	GF-Con-Internal Audits	346,463	356,455	374,065	9,992 2.9%	17,610 4.9%
581140	DT Technology Projects	33,157	33,157	33,157	0 0.0%	0 0.0%
581170	GF-Risk Management Svcs (AAO)	2,556,306	2,690,325	3,157,101	134,019 5.2%	466,776 17.4%
581210	DT Technology Infrastructure	8,104,071	10,614,763	10,544,118	2,510,692 31.0%	(70,645) -0.7%
581245	GF-CON-Information System Ops	3,708,327	3,828,126	3,848,236	119,799 3.2%	20,110 0.5%
581270	GF-City Attorney-Legal Service	10,893,413	11,868,378	11,869,278	974,965 9.0%	900 0.0%
581280	DT SFGov TV Services	67,702	76,560	76,560	8,858 13.1%	0 0.0%
581290	Con-Fin Systems Replacement Pr	481,405	0	0	(481,405) -100.0%	0 0.0%
581325	DT Enterprise Tech Contracts	110,467	157,533	162,258	47,066 42.6%	4,725 3.0%



San Francisco Municipal Transportation Agency  
**Expenditure By Division By Account**  
 Budget Year 2019 and 2020

Account ID	Account Title	2018 Amended Budget	2019 Adopted Budget	2020 Adopted Budget	2019 Compared to 2018	2020 Compared to 2019
<b>DIVISION: MTA AW Agency-wide</b>						
581330	GF-Bus & Ecn Dev	80,956	80,956	80,956	0	0.0%
581350	GF-Emergency Communications	157,192	173,685	142,302	16,493	10.5%
581360	DT Telecommunications Services	1,051,370	1,136,137	1,134,199	84,767	8.1%
581790	GF-Purch-Mail Services	150,714	150,714	150,714	0	0.0%
581820	Is-Purch-Reproduction	2,671	2,671	2,671	0	0.0%
581870	GF-City Hall Fellows Program	0	379,040	379,040	379,040	100.0%
581890	GF-Rent Paid To Real Estate	4,544,708	4,983,583	5,124,134	438,875	9.7%
581980	GF-Tax Collector	521,784	652,808	676,996	131,024	25.1%
598040	Designated For General Reserve	345,463	0	0	(345,463)	-100.0%
<b>MTAAW Agency-wide Totals</b>		<b>172,368,761</b>	<b>131,114,698</b>	<b>162,041,928</b>	<b>(41,254,063)</b>	<b>-23.9%</b>





San Francisco Municipal Transportation Agency  
**Expenditure By Section By Fund By Account**  
 Budget Year 2019 and 2020

Account ID	Account Title	2018 Amended Budget	2019 Adopted Budget	2020 Adopted Budget	2019 Compared to 2018	2020 Compared to 2019
<b>DIVISION: 139648 MTA AW Agency-wide</b>						
<b>SECTION: 208650 MTA AW Transit Overhead</b>						
<b>FUND: 22260 MTA TS Op Annual Account Ctrl</b>						
520190	Department Overhead	111,865,758	110,417,518	112,542,865	(1,448,240)	1.9%
520990	Other Overhead Charges	80,683	80,683	80,683	0	0.0%
579020	MTA Deptmntl OH Cost Recovery	(17,799,398)	(17,799,398)	(17,799,398)	0	0.0%
579990	Allocated Chrgs-Spec Sources	(872,963)	(872,963)	(872,963)	0	0.0%
<b>FUND TOTAL: MTA TS Op Annual Account Ctrl</b>		<b>93,274,080</b>	<b>91,825,840</b>	<b>93,951,187</b>	<b>(1,448,240)</b>	<b>2.3%</b>
<b>SECTION TOTAL: MTA AW Transit Overhead</b>		<b>93,274,080</b>	<b>91,825,840</b>	<b>93,951,187</b>	<b>(1,448,240)</b>	<b>2.3%</b>
<b>SECTION: 208651 MTA AW CALTrain-JPB</b>						
<b>FUND: 22260 MTA TS Op Annual Account Ctrl</b>						
552410	Payments To Other Govt	5,978,014	7,000,000	8,080,000	1,021,986	15.4%
<b>FUND TOTAL: MTA TS Op Annual Account Ctrl</b>		<b>5,978,014</b>	<b>7,000,000</b>	<b>8,080,000</b>	<b>1,021,986</b>	<b>15.4%</b>
<b>SECTION TOTAL: MTA AW CALTrain-JPB</b>		<b>5,978,014</b>	<b>7,000,000</b>	<b>8,080,000</b>	<b>1,021,986</b>	<b>15.4%</b>
<b>SECTION: 208652 MTA AW BART - Fast Pass</b>						
<b>FUND: 22260 MTA TS Op Annual Account Ctrl</b>						
552410	Payments To Other Govt	12,000,000	11,000,000	11,000,000	(1,000,000)	0.0%
<b>FUND TOTAL: MTA TS Op Annual Account Ctrl</b>		<b>12,000,000</b>	<b>11,000,000</b>	<b>11,000,000</b>	<b>(1,000,000)</b>	<b>0.0%</b>
<b>SECTION TOTAL: MTA AW BART - Fast Pass</b>		<b>12,000,000</b>	<b>11,000,000</b>	<b>11,000,000</b>	<b>(1,000,000)</b>	<b>0.0%</b>
<b>SECTION: 208653 MTA AW Legal &amp; Claims</b>						
<b>FUND: 22260 MTA TS Op Annual Account Ctrl</b>						
553110	Judgements - Claims	11,919,603	11,919,603	11,919,603	0	0.0%
<b>FUND TOTAL: MTA TS Op Annual Account Ctrl</b>		<b>11,919,603</b>	<b>11,919,603</b>	<b>11,919,603</b>	<b>0</b>	<b>0.0%</b>
<b>SECTION TOTAL: MTA AW Legal &amp; Claims</b>		<b>11,919,603</b>	<b>11,919,603</b>	<b>11,919,603</b>	<b>0</b>	<b>0.0%</b>



San Francisco Municipal Transportation Agency  
**Expenditure By Section By Fund By Account**  
 Budget Year 2019 and 2020

Account ID	Account Title	2018 Amended Budget	2019 Adopted Budget	2020 Adopted Budget	2019 Compared to 2018	2020 Compared to 2019
<b>DIVISION: 139648 MTA AW Agency-wide</b>						
<b>SECTION: 208655 MTA AW Defunded Position-OPR</b>						
<b>FUND: 22265 MTA OH OPR AGENCYWIDE NEW</b>						
513010	Retire City Misc	0	(351)	(273)	(351) 0.0%	78 -22.2%
514010	Social Security (Oasdi & Hi)	0	(479)	(328)	(479) 0.0%	151 -31.5%
514020	Social Sec-Medicare(HI Only)	0	(1)	0	(1) 0.0%	1 -100.0%
515010	Health Service-City Match	0	(1,293)	(1,381)	(1,293) 0.0%	(88) 6.8%
515710	Dependent Coverage	0	339	362	339 100.0%	23 6.8%
516010	Dental Coverage	0	(49)	(49)	(49) 0.0%	0 0.0%
517010	Unemployment Insurance	0	1	2	1 0.0%	1 100.0%
519120	Long Term Disability Insurance	0	25	25	25 100.0%	0 0.0%
519990	Other Fringe Benefits	0	1,822	1,672	1,822 100.0%	(150) -8.2%
<b>FUND TOTAL: MTA OH OPR AGENCYWIDE NEW</b>		<b>0</b>	<b>14</b>	<b>30</b>	<b>14 100.0%</b>	<b>16 114.3%</b>
<b>FUND: 22770 MTA OH OPR AGENCYWIDE</b>						
501010	Perm Salaries-Misc-Regular	6,966,792	0	0	(6,966,792) -100.0%	0 0.0%
513010	Retire City Misc	1,333,673	0	0	(1,333,673) -100.0%	0 0.0%
514010	Social Security (Oasdi & Hi)	421,529	0	0	(421,529) -100.0%	0 0.0%
514020	Social Sec-Medicare(HI Only)	101,016	0	0	(101,016) -100.0%	0 0.0%
515010	Health Service-City Match	202,539	0	0	(202,539) -100.0%	0 0.0%
515710	Dependent Coverage	633,989	0	0	(633,989) -100.0%	0 0.0%
516010	Dental Coverage	88,375	0	0	(88,375) -100.0%	0 0.0%
517010	Unemployment Insurance	18,808	0	0	(18,808) -100.0%	0 0.0%
519120	Long Term Disability Insurance	25,080	0	0	(25,080) -100.0%	0 0.0%
<b>FUND TOTAL: MTA OH OPR AGENCYWIDE</b>		<b>9,791,801</b>	<b>0</b>	<b>0</b>	<b>(9,791,801) -100.0%</b>	<b>0 0.0%</b>
<b>SECTION TOTAL: MTA AW Defunded Position-OPR</b>		<b>9,791,801</b>	<b>14</b>	<b>30</b>	<b>(9,791,787) -100.0%</b>	<b>16 114.3%</b>
<b>SECTION: 208656 MTA AW SSD-wide</b>						
<b>FUND: 22870 MTA SS Op Annual Account Ctrl</b>						
515610	Health Service-Retiree Subsidy	4,215,347	4,358,669	4,565,706	143,322 3.4%	207,037 4.8%



San Francisco Municipal Transportation Agency  
**Expenditure By Section By Fund By Account**  
 Budget Year 2019 and 2020

Account ID	Account Title	2018 Amended Budget	2019 Adopted Budget	2020 Adopted Budget	2019 Compared to 2018	2020 Compared to 2019		
<b>DIVISION: 139648 MTA AW Agency-wide</b>								
<b>FUND:</b>	<b>22870 MTA SS Op Annual Account Ctrl</b>							
520010	Indirect Cost Reimbursement	243,844	180,405	180,405	(63,439)	-26.0%	0	0.0%
520190	Department Overhead	19,615,612	19,207,495	19,618,734	(408,117)	-2.1%	411,239	2.1%
545990	Other Safety Expenses	903	0	0	(903)	-100.0%	0	0.0%
552410	Payments To Other Govt	4,600,000	0	0	(4,600,000)	-100.0%	0	0.0%
581140	DT Technology Projects	4,105	4,105	4,105	0	0.0%	0	0.0%
581210	DT Technology Infrastructure	888,634	1,168,050	1,185,364	279,416	31.4%	17,314	1.5%
581325	DT Enterprise Tech Contracts	13,677	19,503	20,088	5,826	42.6%	585	3.0%
<b>FUND TOTAL: MTA SS Op Annual Account Ctrl</b>		<b>29,582,122</b>	<b>24,938,227</b>	<b>25,574,402</b>	<b>(4,643,895)</b>	<b>-15.7%</b>	<b>636,175</b>	<b>2.6%</b>
<b>SECTION TOTAL: MTA AW SSD-wide</b>		<b>29,582,122</b>	<b>24,938,227</b>	<b>25,574,402</b>	<b>(4,643,895)</b>	<b>-15.7%</b>	<b>636,175</b>	<b>2.6%</b>
<b>SECTION: 208657 MTA AW Transit-wide</b>								
<b>FUND:</b>	<b>22260 MTA TS Op Annual Account Ctrl</b>							
509010	Premium Pay - Misc	247,834	247,834	247,834	0	0.0%	0	0.0%
510210	Ret Payout - SP & Vac - Misc	1,412,627	1,412,627	1,412,627	0	0.0%	0	0.0%
514010	Social Security (Oasdi & Hi)	102,949	102,949	102,949	0	0.0%	0	0.0%
514020	Social Sec-Medicare(HI Only)	24,077	24,077	24,077	0	0.0%	0	0.0%
515020	Retiree Health-Match-Prop B	2,119,110	2,332,963	2,609,220	213,853	10.1%	276,257	11.8%
515030	RetireeHlthCare-CityMatchPropC	1,174,376	1,725,462	2,067,790	551,086	46.9%	342,328	19.8%
517010	Unemployment Insurance	4,483	4,483	4,483	0	0.0%	0	0.0%
519990	Other Fringe Benefits	3,852,671	0	27,000,000	(3,852,671)	-100.0%	27,000,000	100.0%
527990	Other Professional Services	8,911,597	0	0	(8,911,597)	-100.0%	0	0.0%
530210	Garage Rent	134,119	166,320	174,636	32,201	24.0%	8,316	5.0%
535990	Other Current Expenses	1,756,052	0	0	(1,756,052)	-100.0%	0	0.0%
549990	Other Materials & Supplies	1,756,923	0	0	(1,756,923)	-100.0%	0	0.0%
551110	Insurance Expense	2,340,000	2,340,000	2,340,000	0	0.0%	0	0.0%
571110	Bond Redemption	24,784,287	25,913,315	25,915,831	1,129,028	4.6%	2,516	0.0%
598040	Designated For General Reserve	345,463	0	0	(345,463)	-100.0%	0	0.0%



San Francisco Municipal Transportation Agency  
**Expenditure By Section By Fund By Account**  
 Budget Year 2019 and 2020

Account ID	Account Title	2018 Amended Budget	2019 Adopted Budget	2020 Adopted Budget	2019 Compared to 2018	2020 Compared to 2019		
<b>DIVISION: 139648 MTA AW Agency-wide</b>								
<b>FUND:</b>	<b>22260 MTA TS Op Annual Account Ctrl</b>							
<b>FUND TOTAL:</b>	<b>MTA TS Op Annual Account Ctrl</b>	<b>48,966,568</b>	<b>34,270,030</b>	<b>61,899,447</b>	<b>(14,696,538)</b>	<b>-30.0%</b>	<b>27,629,417</b>	<b>80.6%</b>
<b>FUND:</b>	<b>22265 MTA OH OPR AGENCYWIDE NEW</b>							
515510	Health Service-Admin Cost	0	1,411,733	1,429,477	1,411,733	100.0%	17,744	1.3%
515610	Health Service-Retiree Subsidy	0	28,719,961	30,084,159	28,719,961	100.0%	1,364,198	4.7%
519130	Life Insurance	0	46,096	46,096	46,096	100.0%	0	0.0%
520100	Overhead Recovery	0	(134,625,795)	(137,256,037)	(134,625,795)	0.0%	(2,630,242)	2.0%
530110	Property Rent	0	4,896,438	5,039,643	4,896,438	100.0%	143,205	2.9%
581064	Ef-PUC-Water Charges	0	329,000	356,000	329,000	100.0%	27,000	8.2%
581068	Sr-DPW-Street Cleaning	0	325,000	336,375	325,000	100.0%	11,375	3.5%
581070	GF-Board Of Supervisors	0	35,318	35,318	35,318	100.0%	0	0.0%
581130	GF-Con-Internal Audits	0	356,455	374,065	356,455	100.0%	17,610	4.9%
581140	DT Technology Projects	0	29,052	29,052	29,052	100.0%	0	0.0%
581170	GF-Risk Management Svcs (AAO)	0	2,690,325	3,157,101	2,690,325	100.0%	466,776	17.4%
581210	DT Technology Infrastructure	0	9,446,713	9,358,754	9,446,713	100.0%	(87,959)	-0.9%
581245	GF-CON-Information System Ops	0	3,828,126	3,848,236	3,828,126	100.0%	20,110	0.5%
581270	GF-City Attorney-Legal Service	0	11,868,378	11,869,278	11,868,378	100.0%	900	0.0%
581280	DT SFGov TV Services	0	76,560	76,560	76,560	100.0%	0	0.0%
581325	DT Enterprise Tech Contracts	0	138,030	142,170	138,030	100.0%	4,140	3.0%
581330	GF-Bus & Ecn Dev	0	80,956	80,956	80,956	100.0%	0	0.0%
581350	GF-Emergency Communications	0	173,685	142,302	173,685	100.0%	(31,383)	-18.1%
581360	DT Telecommunications Services	0	1,136,137	1,134,199	1,136,137	100.0%	(1,938)	-0.2%
581790	GF-Purch-Mail Services	0	150,714	150,714	150,714	100.0%	0	0.0%
581820	Is-Purch-Reproduction	0	2,671	2,671	2,671	100.0%	0	0.0%
581870	GF-City Hall Fellows Program	0	379,040	379,040	379,040	100.0%	0	0.0%
581890	GF-Rent Paid To Real Estate	0	4,983,583	5,124,134	4,983,583	100.0%	140,551	2.8%
581980	GF-Tax Collector	0	652,808	676,996	652,808	100.0%	24,188	3.7%
<b>FUND TOTAL:</b>	<b>MTA OH OPR AGENCYWIDE NEW</b>	<b>0</b>	<b>(62,869,016)</b>	<b>(63,382,741)</b>	<b>(62,869,016)</b>	<b>0.0%</b>	<b>(513,725)</b>	<b>0.8%</b>



San Francisco Municipal Transportation Agency  
**Expenditure By Section By Fund By Account**  
 Budget Year 2019 and 2020

Account ID	Account Title	2018 Amended Budget	2019 Adopted Budget	2020 Adopted Budget	2019 Compared to 2018	2020 Compared to 2019
<b>DIVISION: 139648 MTA AW Agency-wide</b>						
<b>FUND: 22280</b>	<b>MTA TS Continuing Authority Ctrl</b>					
567000	Bldgs, Struct & Imprv Proj-Budget	30,200,000	13,030,000	13,000,000	(17,170,000) -56.9%	(30,000) -0.2%
<b>FUND TOTAL: MTA TS Continuing Authority Ctrl</b>		<b>30,200,000</b>	<b>13,030,000</b>	<b>13,000,000</b>	<b>(17,170,000) -56.9%</b>	<b>(30,000) -0.2%</b>
<b>FUND: 22540</b>	<b>MTA TS SPE REV TIDF</b>					
567000	Bldgs, Struct & Imprv Proj-Budget	1,391,697	0	0	(1,391,697) -100.0%	0 0.0%
<b>FUND TOTAL: MTA TS SPE REV TIDF</b>		<b>1,391,697</b>	<b>0</b>	<b>0</b>	<b>(1,391,697) -100.0%</b>	<b>0 0.0%</b>
<b>FUND: 22770</b>	<b>MTA OH OPR AGENCYWIDE</b>					
515510	Health Service-Admin Cost	1,362,622	0	0	(1,362,622) -100.0%	0 0.0%
515610	Health Service-Retiree Subsidy	27,775,591	0	0	(27,775,591) -100.0%	0 0.0%
516000	Dental Coverage - Budget	613,141	0	0	(613,141) -100.0%	0 0.0%
519130	Life Insurance	46,096	0	0	(46,096) -100.0%	0 0.0%
520100	Overhead Recovery	(136,782,262)	0	0	136,782,262 -100.0%	0 0.0%
530110	Property Rent	1,653,200	0	0	(1,653,200) -100.0%	0 0.0%
540000	Materials & Supplies-Budget	2,074,949	0	0	(2,074,949) -100.0%	0 0.0%
581064	Ef-PUC-Water Charges	306,931	0	0	(306,931) -100.0%	0 0.0%
581068	Sr-DPW-Street Cleaning	275,000	0	0	(275,000) -100.0%	0 0.0%
581070	GF-Board Of Supervisors	35,318	0	0	(35,318) -100.0%	0 0.0%
581130	GF-Con-Internal Audits	346,463	0	0	(346,463) -100.0%	0 0.0%
581140	DT Technology Projects	29,052	0	0	(29,052) -100.0%	0 0.0%
581170	GF-Risk Management Svcs (AAO)	2,556,306	0	0	(2,556,306) -100.0%	0 0.0%
581210	DT Technology Infrastructure	7,215,437	0	0	(7,215,437) -100.0%	0 0.0%
581245	GF-CON-Information System Ops	3,708,327	0	0	(3,708,327) -100.0%	0 0.0%
581270	GF-City Attorney-Legal Service	10,893,413	0	0	(10,893,413) -100.0%	0 0.0%
581280	DT SFGov TV Services	67,702	0	0	(67,702) -100.0%	0 0.0%
581290	Con-Fin Systems Replacement Pr	481,405	0	0	(481,405) -100.0%	0 0.0%
581325	DT Enterprise Tech Contracts	96,790	0	0	(96,790) -100.0%	0 0.0%
581330	GF-Bus & Ecn Dev	80,956	0	0	(80,956) -100.0%	0 0.0%
581350	GF-Emergency Communications	157,192	0	0	(157,192) -100.0%	0 0.0%



San Francisco Municipal Transportation Agency  
**Expenditure By Section By Fund By Account**  
 Budget Year 2019 and 2020

Account ID	Account Title	2018 Amended Budget	2019 Adopted Budget	2020 Adopted Budget	2019 Compared to 2018	2020 Compared to 2019
<b>DIVISION: 139648 MTA AW Agency-wide</b>						
<b>FUND:</b>	<b>22770 MTA OH OPR AGENCYWIDE</b>					
581360	DT Telecommunications Services	1,051,370	0	0	(1,051,370) -100.0%	0 0.0%
581790	GF-Purch-Mail Services	150,714	0	0	(150,714) -100.0%	0 0.0%
581820	Is-Purch-Reproduction	2,671	0	0	(2,671) -100.0%	0 0.0%
581890	GF-Rent Paid To Real Estate	4,544,708	0	0	(4,544,708) -100.0%	0 0.0%
581980	GF-Tax Collector	521,784	0	0	(521,784) -100.0%	0 0.0%
<b>FUND TOTAL: MTA OH OPR AGENCYWIDE</b>		<b>(70,735,124)</b>	<b>0</b>	<b>0</b>	<b>70,735,124 -100.0%</b>	<b>0 0.0%</b>
<b>SECTION TOTAL: MTA AW Transit-wide</b>		<b>9,823,141</b>	<b>(15,568,986)</b>	<b>11,516,706</b>	<b>(25,392,127) -258.5%</b>	<b>27,085,692 -174.0%</b>
<b>MTAAW Agency-wideTotals</b>		<b>172,368,761</b>	<b>131,114,698</b>	<b>162,041,928</b>	<b>(41,254,063) -23.9%</b>	<b>30,927,230 23.6%</b>



San Francisco Municipal Transportation Agency

Position by Division by Class

Budget Year 2019 and 2020

Class	Job Class Title	2018 Amended Budget	2019 Adopted Budget	2020 Adopted Budget	2019 Compared to 2018	2020 Compared to 2019
<b>DIVISION: 139648 MTA AW Agency-wide</b>						
5203_C	Assistant Engineer	14.00	12.00	12.00	(2.00)	0.00
5207_C	Associate Engineer	15.00	15.00	15.00	0.00	0.00
5241_C	Engineer	8.00	8.00	8.00	0.00	0.00
5288_C	Transportation Planner II	3.00	2.00	2.00	(1.00)	0.00
5364_C	Engineering Associate I	1.00	1.00	1.00	0.00	0.00
5380_C	Student Design Trainee I, Arch., Engr.,	6.00	6.00	6.00	0.00	0.00
5381_C	Student Design Trainee II, Arch, Engr, &	3.00	3.00	3.00	0.00	0.00
7318_C	Electronic Maintenance Technician	3.00	3.00	3.00	0.00	0.00
7334_C	Stationary Engineer	3.00	3.00	3.00	0.00	0.00
7371_C	Electical Transit System Mechanic	3.00	3.00	3.00	0.00	0.00
9141_C	Transit Manager II	2.00	2.00	2.00	0.00	0.00
9520_C	Transportation Safety Specialist	2.00	2.00	2.00	0.00	0.00
9993M_Z	Attrition Savings - Miscellaneous	0.00	(60.14)	(60.14)	(60.14)	0.00
<b>DIVISION TOTAL: MTA AW Agency-wide</b>		<b>63.00</b>	<b>(0.14)</b>	<b>(0.14)</b>	<b>(63.14)</b>	<b>0.00</b>



San Francisco Municipal Transportation Agency

Position by Division by Section by Fund

Budget Year 2019 and 2020

Class	Job Class Title	2018 Amended Budget	2019 Adopted Budget	2020 Adopted Budget	2019 Compared to 2018	2020 Compared to 2019
<b>DIVISION: 139648 MTA AW Agency-wide</b>						
<b>SECTION: 208655 MTA AW Defunded Position-OPR</b>						
<b>FUND: 22265 MTA OH OPR AGENCYWIDE NEW</b>						
5203_C	Assistant Engineer	0.00	12.00	12.00	12.00	0.00
5207_C	Associate Engineer	0.00	15.00	15.00	15.00	0.00
5241_C	Engineer	0.00	8.00	8.00	8.00	0.00
5288_C	Transportation Planner II	0.00	2.00	2.00	2.00	0.00
5364_C	Engineering Associate I	0.00	1.00	1.00	1.00	0.00
5380_C	Student Design Trainee I, Arch., Engr.,	0.00	6.00	6.00	6.00	0.00
5381_C	Student Design Trainee II, Arch, Engr, &	0.00	3.00	3.00	3.00	0.00
7318_C	Electronic Maintenance Technician	0.00	3.00	3.00	3.00	0.00
7334_C	Stationary Engineer	0.00	3.00	3.00	3.00	0.00
7371_C	Electical Transit System Mechanic	0.00	3.00	3.00	3.00	0.00
9141_C	Transit Manager II	0.00	2.00	2.00	2.00	0.00
9520_C	Transportation Safety Specialist	0.00	2.00	2.00	2.00	0.00
9993M_Z	Attrition Savings - Miscellaneous	0.00	(60.14)	(60.14)	(60.14)	0.00
<b>FUND TOTAL: MTA OH OPR AGENCYWIDE NEW</b>		<b>0.00</b>	<b>(0.14)</b>	<b>(0.14)</b>	<b>(0.14)</b>	<b>0.00</b>
<b>FUND: 22770 MTA OH OPR AGENCYWIDE</b>						
5203_C	Assistant Engineer	14.00	0.00	0.00	(14.00)	0.00
5207_C	Associate Engineer	15.00	0.00	0.00	(15.00)	0.00
5241_C	Engineer	8.00	0.00	0.00	(8.00)	0.00
5288_C	Transportation Planner II	3.00	0.00	0.00	(3.00)	0.00
5364_C	Engineering Associate I	1.00	0.00	0.00	(1.00)	0.00
5380_C	Student Design Trainee I, Arch., Engr.,	6.00	0.00	0.00	(6.00)	0.00
5381_C	Student Design Trainee II, Arch, Engr, &	3.00	0.00	0.00	(3.00)	0.00
7318_C	Electronic Maintenance Technician	3.00	0.00	0.00	(3.00)	0.00
7334_C	Stationary Engineer	3.00	0.00	0.00	(3.00)	0.00
7371_C	Electical Transit System Mechanic	3.00	0.00	0.00	(3.00)	0.00
9141_C	Transit Manager II	2.00	0.00	0.00	(2.00)	0.00
9520_C	Transportation Safety Specialist	2.00	0.00	0.00	(2.00)	0.00
<b>FUND TOTAL: MTA OH OPR AGENCYWIDE</b>		<b>63.00</b>	<b>0.00</b>	<b>0.00</b>	<b>(63.00)</b>	<b>0.00</b>





San Francisco Municipal Transportation Agency

Position by Division by Section by Fund

Budget Year 2019 and 2020

Class	Job Class Title	2018 Amended Budget	2019 Adopted Budget	2020 Adopted Budget	2019 Compared to 2018	2020 Compared to 2019
DIVISION: 139648 MTAAW Agency-wide						
<b>SECTION TOTAL: MTAAW Defunded Position-OPR</b>		<b>63.00</b>	<b>(0.14)</b>	<b>(0.14)</b>	<b>(63.14)</b>	<b>0.00</b>
<hr/>						
<b>DIVISION TOTAL: MTAAW Agency-wide</b>		<b>63.00</b>	<b>(0.14)</b>	<b>(0.14)</b>	<b>(63.14)</b>	<b>0.00</b>



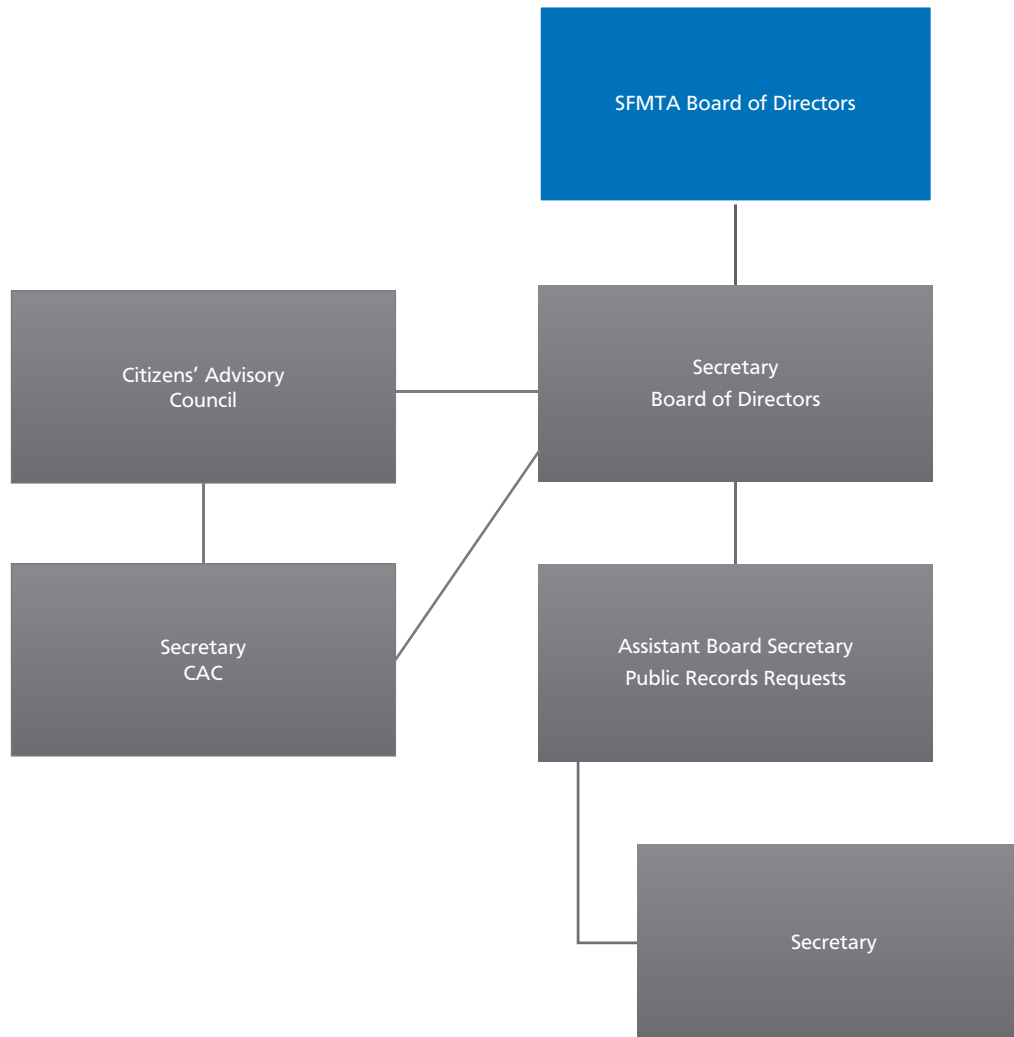
# Board of Directors

## MISSION

The SFMTA is governed by a seven-member Board of Directors appointed by the Mayor. The SFMTA Board has the authority to appoint the Director of Transportation, approve the budget, and set agency policy. In addition to the Board of Directors, the SFMTA has a number of boards and committees that are authorized to facilitate agency governance regarding a host of critical transportation areas.



# Board of Directors Division Organizational Chart





**San Francisco Municipal Transportation Agency  
Expenditure Account and Description**

Budget Year 2019 and 2020

Account ID	Account Title	Description
<b>MTABD - BOARD OF DIRECTORS</b>		
501010	<a href="#">Perm Salaries-Misc-Regular</a>	Appropriation for permanent salaries reflects all regular job class positions budgeted in SFMTA's two-year operating budget. With the implementation of the new Financial System Project (FSP) in FY 2018, the City remapped its chart of accounts and this line item now consolidates all salary budget in one chart of account that includes miscellaneous employees, platform employees and temporary salaries.
513010	<a href="#">Retire City Misc</a>	The San Francisco Employees' Retirement System is funded on a cost-sharing basis with a combination of employee contributions, employer contributions, and investment earnings from the retirement fund. This line item reflects the cost of contributions the City makes as the employer to the retirement fund for positions budgeted in this organizational area. The employer contribution is set in three tiers with different maximum salary rate thresholds resulting in different retirement rates to be paid by the city. This structure is based on Proposition C passed in November 2011 that adjusted the City retirement contribution to reflect cost differences based on wages.
514010	<a href="#">Social Security (Oasdi &amp; Hi)</a>	Mandatory employer contribution to Social Security benefit is 6.20% of annual salaries budgeted.
514020	<a href="#">Social Sec-Medicare(HI Only)</a>	Mandatory employer contribution to Medicare is 1.45% of annual salaries budgeted.
515010	<a href="#">Health Service-City Match</a>	The City Charter requires employer contribution to the Health Service Trust Fund that covers health insurance costs for current and retired City employees and their dependents. This line item represents health insurance coverage for current employees.
515710	<a href="#">Dependent Coverage</a>	This line item represents employer contribution to the Health Service Trust Fund that covers health insurance costs for the dependents of current and retired employees. The budget is based on MOUs and Health Service enrollment records.
516010	<a href="#">Dental Coverage</a>	Required by the City Charter, this line item represents employer contribution to dental insurance for current and retired City employees and their dependents.
517010	<a href="#">Unemployment Insurance</a>	Mandated by the State of California, the City must budget for unemployment insurance coverage for its employees. The City reimburses the State for any unemployment benefits paid to former City employees. The Controller's Budget Office updates this rate upon review of the balance in the unemployment insurance fund.
519110	<a href="#">Flexible Benefit Package</a>	This account is used to record the cost of flexible benefit plans that are currently authorized for members of MEA and MAA.
519120	<a href="#">Long Term Disability Insurance</a>	This line item covers Long Term Disability Insurance for most of the labor unions.
521020	<a href="#">Travel Costs Paid To Vendors</a>	Airfares for business trip is handled by contracted City vendors and this account records service fees paid to those vendors.
521030	<a href="#">Air Travel - Employees</a>	Pursuant to Executive Order 07-13, 13% of the City's air travel budget will be used to purchase carbon offsets through the Department of the Environment. This appropriation is for airfare purchase only.
521050	<a href="#">Non-Air Travel - Employees</a>	This account records non-air travel expenses such as conference registration fees and employee travel expense reimbursement payout.
522020	<a href="#">Training Costs Paid To Vendors</a>	This line item records payments made to companies or organizations who provide professional training to SFMTA divisions and employees upon requests.
526610	<a href="#">Interpreters</a>	This account is for translation or interpreter services. Department or divisions occasionally need such services for various communication materials or notices for public outreach purpose.
527990	<a href="#">Other Professional Services</a>	This budget funds a contract with Diamond Technology for using its software that supports public record request.
530310	<a href="#">Misc Facilities Rental</a>	This line item funds facility and conference room rental expenses.
535210	<a href="#">Freight-Delivery</a>	This budget funds shipping and delivery charges.
535990	<a href="#">Other Current Expenses</a>	This appropriation funds various short-term or one-time expenses.
549990	<a href="#">Other Materials &amp; Supplies</a>	This line item funds all other materials and supplies.



San Francisco Municipal Transportation Agency  
**Expenditure By Division By Account**  
 Budget Year 2019 and 2020

Account ID	Account Title	2018 Amended Budget	2019 Adopted Budget	2020 Adopted Budget	2019 Compared to 2018	2020 Compared to 2019
<b>DIVISION: MTABD Board Of Directors</b>						
501010	Perm Salaries-Misc-Regular	449,741	486,991	490,671	37,250	8.3%
513010	Retire City Misc	83,529	89,965	90,147	6,436	7.7%
514010	Social Security (Oasdi & Hi)	25,797	28,089	28,709	2,292	8.9%
514020	Social Sec-Medicare(HI Only)	6,522	7,061	7,115	539	8.3%
515010	Health Service-City Match	15,312	15,908	16,974	596	3.9%
515710	Dependent Coverage	36,204	37,752	40,282	1,548	4.3%
516010	Dental Coverage	5,510	5,346	5,346	(164)	-3.0%
517010	Unemployment Insurance	1,215	1,315	1,325	100	8.2%
519110	Flexible Benefit Package	9,592	10,024	10,694	432	4.5%
519120	Long Term Disability Insurance	594	705	710	111	18.7%
521020	Travel Costs Paid To Vendors	168	200	200	32	19.0%
521030	Air Travel - Employees	7,824	2,200	2,200	(5,624)	-71.9%
521050	Non-Air Travel - Employees	3,495	8,000	8,000	4,505	128.9%
522020	Training Costs Paid To Vendors	9,618	4,700	4,700	(4,918)	-51.1%
526610	Interpreters	0	500	500	500	100.0%
527990	Other Professional Services	0	25,000	25,000	25,000	100.0%
530310	Misc Facilities Rental	300	700	700	400	133.3%
535210	Freight-Delivery	600	0	0	(600)	-100.0%
535990	Other Current Expenses	0	4,000	4,000	4,000	100.0%
549990	Other Materials & Supplies	0	60	60	60	100.0%
<b>MTABD Board Of Directors Totals</b>		<b>656,021</b>	<b>728,516</b>	<b>737,333</b>	<b>72,495</b>	<b>11.1%</b>



San Francisco Municipal Transportation Agency  
**Expenditure By Section By Fund By Account**  
 Budget Year 2019 and 2020

Account ID	Account Title	2018 Amended Budget	2019 Adopted Budget	2020 Adopted Budget	2019 Compared to 2018	2020 Compared to 2019		
<b>DIVISION: 103788 MTABD Board Of Directors</b>								
<b>SECTION: 207907 MTABD Board Of Directors-Gen</b>								
<b>FUND: 22265 MTA OH OPR AGENCYWIDE NEW</b>								
501010	Perm Salaries-Misc-Regular	0	486,991	490,671	486,991	100.0%	3,680	0.8%
513010	Retire City Misc	0	89,965	90,147	89,965	100.0%	182	0.2%
514010	Social Security (Oasdi & Hi)	0	28,089	28,709	28,089	100.0%	620	2.2%
514020	Social Sec-Medicare(HI Only)	0	7,061	7,115	7,061	100.0%	54	0.8%
515010	Health Service-City Match	0	15,908	16,974	15,908	100.0%	1,066	6.7%
515710	Dependent Coverage	0	37,752	40,282	37,752	100.0%	2,530	6.7%
516010	Dental Coverage	0	5,346	5,346	5,346	100.0%	0	0.0%
517010	Unemployment Insurance	0	1,315	1,325	1,315	100.0%	10	0.8%
519110	Flexible Benefit Package	0	10,024	10,694	10,024	100.0%	670	6.7%
519120	Long Term Disability Insurance	0	705	710	705	100.0%	5	0.7%
521020	Travel Costs Paid To Vendors	0	200	200	200	100.0%	0	0.0%
521030	Air Travel - Employees	0	2,200	2,200	2,200	100.0%	0	0.0%
521050	Non-Air Travel - Employees	0	8,000	8,000	8,000	100.0%	0	0.0%
522020	Training Costs Paid To Vendors	0	4,700	4,700	4,700	100.0%	0	0.0%
526610	Interpreters	0	500	500	500	100.0%	0	0.0%
527990	Other Professional Services	0	25,000	25,000	25,000	100.0%	0	0.0%
530310	Misc Facilities Rental	0	700	700	700	100.0%	0	0.0%
535990	Other Current Expenses	0	4,000	4,000	4,000	100.0%	0	0.0%
549990	Other Materials & Supplies	0	60	60	60	100.0%	0	0.0%
<b>FUND TOTAL: MTA OH OPR AGENCYWIDE NEW</b>		<b>0</b>	<b>728,516</b>	<b>737,333</b>	<b>728,516</b>	<b>100.0%</b>	<b>8,817</b>	<b>1.2%</b>
<b>FUND: 22770 MTA OH OPR AGENCYWIDE</b>								
501010	Perm Salaries-Misc-Regular	449,741	0	0	(449,741)	-100.0%	0	0.0%
513010	Retire City Misc	83,529	0	0	(83,529)	-100.0%	0	0.0%
514010	Social Security (Oasdi & Hi)	25,797	0	0	(25,797)	-100.0%	0	0.0%
514020	Social Sec-Medicare(HI Only)	6,522	0	0	(6,522)	-100.0%	0	0.0%
515010	Health Service-City Match	15,312	0	0	(15,312)	-100.0%	0	0.0%



San Francisco Municipal Transportation Agency  
**Expenditure By Section By Fund By Account**  
 Budget Year 2019 and 2020

Account ID	Account Title	2018 Amended Budget	2019 Adopted Budget	2020 Adopted Budget	2019 Compared to 2018	2020 Compared to 2019
<b>DIVISION: 103788 MTABD Board Of Directors</b>						
<b>FUND:</b>	<b>22770 MTA OH OPR AGENCYWIDE</b>					
515710	Dependent Coverage	36,204	0	0	(36,204) -100.0%	0 0.0%
516010	Dental Coverage	5,510	0	0	(5,510) -100.0%	0 0.0%
517010	Unemployment Insurance	1,215	0	0	(1,215) -100.0%	0 0.0%
519110	Flexible Benefit Package	9,592	0	0	(9,592) -100.0%	0 0.0%
519120	Long Term Disability Insurance	594	0	0	(594) -100.0%	0 0.0%
521020	Travel Costs Paid To Vendors	168	0	0	(168) -100.0%	0 0.0%
521030	Air Travel - Employees	7,824	0	0	(7,824) -100.0%	0 0.0%
521050	Non-Air Travel - Employees	3,495	0	0	(3,495) -100.0%	0 0.0%
522020	Training Costs Paid To Vendors	9,618	0	0	(9,618) -100.0%	0 0.0%
530310	Misc Facilities Rental	300	0	0	(300) -100.0%	0 0.0%
535210	Freight-Delivery	600	0	0	(600) -100.0%	0 0.0%
<b>FUND TOTAL: MTA OH OPR AGENCYWIDE</b>		<b>656,021</b>	<b>0</b>	<b>0</b>	<b>(656,021) -100.0%</b>	<b>0 0.0%</b>
<b>SECTION TOTAL: MTABD Board Of Directors-Gen</b>		<b>656,021</b>	<b>728,516</b>	<b>737,333</b>	<b>72,495 11.1%</b>	<b>8,817 1.2%</b>
<b>MTABD Board Of DirectorsTotals</b>		<b>656,021</b>	<b>728,516</b>	<b>737,333</b>	<b>72,495 11.1%</b>	<b>8,817 1.2%</b>



San Francisco Municipal Transportation Agency

Position by Division by Class

Budget Year 2019 and 2020

Class	Job Class Title	2018 Amended Budget	2019 Adopted Budget	2020 Adopted Budget	2019 Compared to 2018	2020 Compared to 2019
<b>DIVISION: 103788 MTABD Board Of Directors</b>						
1446_C	Secretary II	1.00	1.00	1.00	0.00	0.00
1840_C	Junior Management Assistant	1.00	0.00	0.00	(1.00)	0.00
1844_C	Senior Management Assistant	0.00	1.00	1.00	1.00	0.00
9172_C	Manager II, Municipal Transportation Age	1.00	1.00	1.00	0.00	0.00
9190_C	Board Secretary, Municipal Transportatio	1.00	1.00	1.00	0.00	0.00
<b>DIVISION TOTAL: MTABD Board Of Directors</b>		<b>4.00</b>	<b>4.00</b>	<b>4.00</b>	<b>0.00</b>	<b>0.00</b>





San Francisco Municipal Transportation Agency

Position by Division by Section by Fund

Budget Year 2019 and 2020

Class	Job Class Title	2018 Amended Budget	2019 Adopted Budget	2020 Adopted Budget	2019 Compared to 2018	2020 Compared to 2019
<b>DIVISION: 103788 MTABD Board Of Directors</b>						
<b>SECTION: 207907 MTABD Board Of Directors-Gen</b>						
<b>FUND: 22265 MTA OH OPR AGENCYWIDE NEW</b>						
1446_C	Secretary II	0.00	1.00	1.00	1.00	0.00
1844_C	Senior Management Assistant	0.00	1.00	1.00	1.00	0.00
9172_C	Manager II, Municipal Transportation Age	0.00	1.00	1.00	1.00	0.00
9190_C	Board Secretary, Municipal Transportatio	0.00	1.00	1.00	1.00	0.00
<b>FUND TOTAL: MTA OH OPR AGENCYWIDE NEW</b>		<b>0.00</b>	<b>4.00</b>	<b>4.00</b>	<b>4.00</b>	<b>0.00</b>
<b>FUND: 22770 MTA OH OPR AGENCYWIDE</b>						
1446_C	Secretary II	1.00	0.00	0.00	(1.00)	0.00
1840_C	Junior Management Assistant	1.00	0.00	0.00	(1.00)	0.00
9172_C	Manager II, Municipal Transportation Age	1.00	0.00	0.00	(1.00)	0.00
9190_C	Board Secretary, Municipal Transportatio	1.00	0.00	0.00	(1.00)	0.00
<b>FUND TOTAL: MTA OH OPR AGENCYWIDE</b>		<b>4.00</b>	<b>0.00</b>	<b>0.00</b>	<b>(4.00)</b>	<b>0.00</b>
<b>SECTION TOTAL: MTABD Board Of Directors-Gen</b>		<b>4.00</b>	<b>4.00</b>	<b>4.00</b>	<b>0.00</b>	<b>0.00</b>
<b>DIVISION TOTAL: MTABD Board Of Directors</b>		<b>4.00</b>	<b>4.00</b>	<b>4.00</b>	<b>0.00</b>	<b>0.00</b>



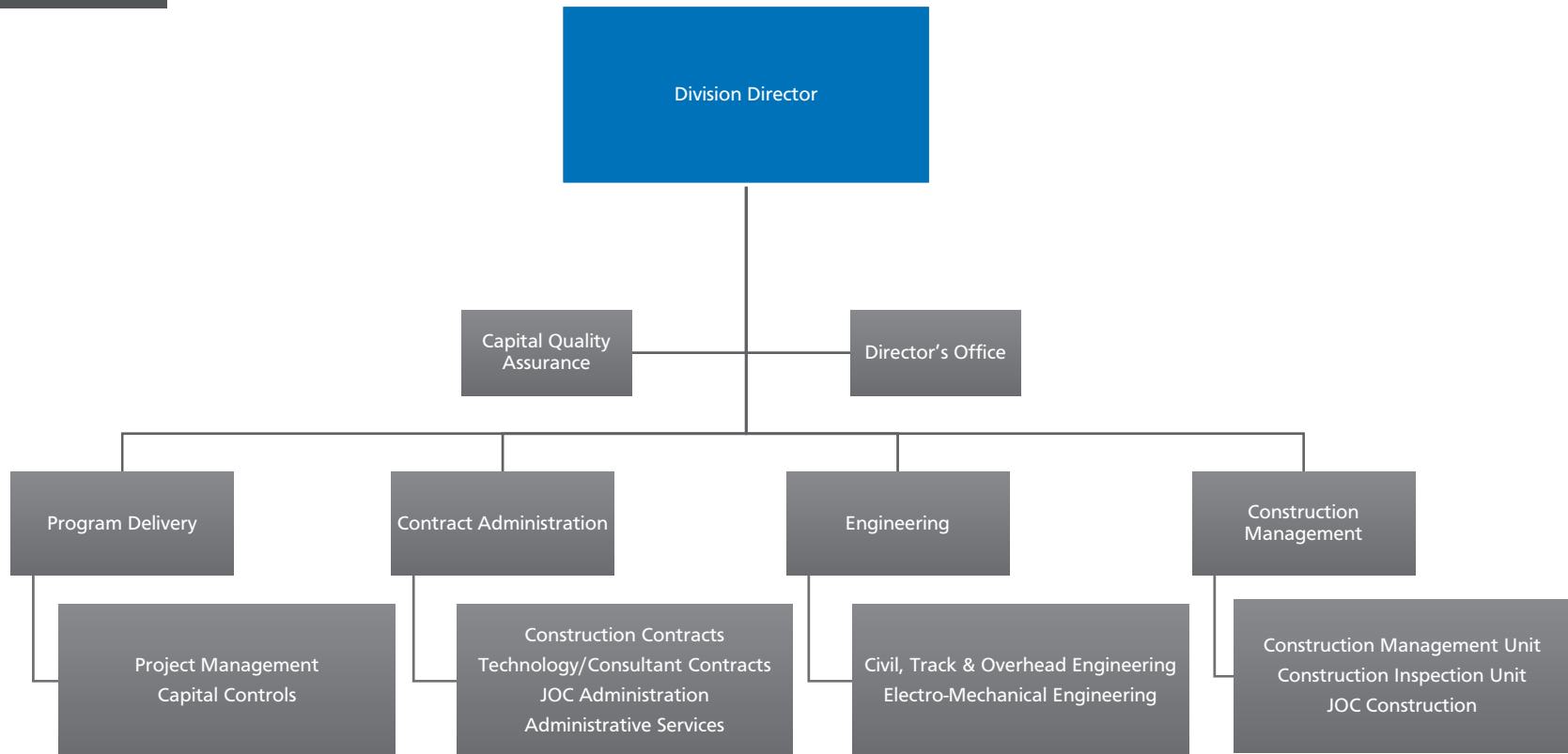
# Capital Program & Construction

## MISSION

The mission of the Capital Programs & Construction Division is to improve the City's transportation infrastructure by managing and delivering quality capital improvements that meet the City's needs and long term objectives. Our vision is to be recognized as the best project delivery division in the City that formulates effective and efficient work scopes; and delivers projects on time and under budget. We strive to be the division most admired City-wide for its staff, its leadership and its performance. Our goal is to transform the City and County of San Francisco by providing supportive transportation infrastructure that improves mobility, reduces congestion and improves air quality for a sustainable tomorrow.



# Capital Program and Construction Division Organizational Chart





San Francisco Municipal Transportation Agency  
**Expenditure Account and Description**

Budget Year 2019 and 2020

Account ID	Account Title	Description
<b>MTACC - CAPITAL PROGRAM &amp; CONSTRUCTION</b>		
5101010	<a href="#">Perm Salaries-Misc-Regular</a>	Appropriation for permanent salaries reflects all regular job class positions budgeted in SFMTA's two-year operating budget. With the implementation of the new Financial System Project (FSP) in FY 2018, the City remapped its chart of accounts and this line item now consolidates all salary budget in one chart of account that includes miscellaneous employees, platform employees and temporary salaries.
514010	<a href="#">Social Security (Oasdi &amp; Hi)</a>	Mandatory employer contribution to Social Security benefit is 6.20% of annual salaries budgeted.
514020	<a href="#">Social Sec-Medicare(HI Only)</a>	Mandatory employer contribution to Medicare is 1.45% of annual salaries budgeted.
517010	<a href="#">Unemployment Insurance</a>	Mandated by the State of California, the City must budget for unemployment insurance coverage for its employees. The City reimburses the State for any unemployment benefits paid to former City employees. The Controller's Budget Office updates this rate upon review of the balance in the unemployment insurance fund.
521020	<a href="#">Travel Costs Paid To Vendors</a>	Airfares for business trip is handled by contracted City vendors and this account records service fees paid to those vendors.
521030	<a href="#">Air Travel - Employees</a>	Pursuant to Executive Order 07-13, 13% of the City's air travel budget will be used to purchase carbon offsets through the Department of the Environment. This appropriation is for airfare purchase only.
521050	<a href="#">Non-Air Travel - Employees</a>	This account records non-air travel expenses such as conference registration fees and employee travel expense reimbursement payout.
522010	<a href="#">Training Costs Paid To Empl</a>	Staff development and training are those activities where City employees participate in specific coursework involving structured training to acquire, enhance, or improve their work-related knowledge and skills. This account records cost reimbursement paid to employees for attending professional training/classes as stipulated by labor agreements.
522020	<a href="#">Training Costs Paid To Vendors</a>	This line item records payments made to companies or organizations who provide professional training to SFMTA divisions and employees upon requests.
523010	<a href="#">Auto Mileage</a>	When employees use their own vehicles while representing the SFMTA at meetings with the public or other governmental agencies, they will be compensated for the auto mileage based on established mileage reimbursement rates.
523020	<a href="#">Local Field Exp</a>	Employees are reimbursed for local field expenses incurred, such as bridge toll charge or parking fees paid at off-site locations while representing the SFMTA at meetings with the public or other governmental agencies.
527040	<a href="#">Construction Contracts</a>	This budget funds construction contract services that support on-going projects and activities, including engineering services, environmental reviews, impact analysis, transit studies, and project implementation planning. It also shares a portion of the City Attorney's cost allocated to this fund through Agency's Indirect Cost Allocation Plan.
531310	<a href="#">Office Machine Rental</a>	This budget funds office equipment rental expenses.
531350	<a href="#">Reproduction Copier Store Prog</a>	This appropriation funds copy machine lease program with Xerox Corporation for services covering delivery, installation, full-service maintenance and repair parts supplies.
535520	<a href="#">Printing</a>	This appropriation funds various printing jobs such as SFMTA Board documents, brochures and booklets, permit decals and stickers, signs and posters, maps and other promotional items or publications.
535610	<a href="#">Postage</a>	This budget funds postage and courier services.
535710	<a href="#">Subscriptions</a>	This line item funds various work-related digital or non-digital subscription membership fees.
535810	<a href="#">Advertising</a>	This line item funds advertisement fees.
535960	<a href="#">Software Licensing Fees</a>	This account is for software license fees.
535990	<a href="#">Other Current Expenses</a>	This appropriation funds various short-term or one-time operating expenses.



**San Francisco Municipal Transportation Agency  
Expenditure Account and Description**

Budget Year 2019 and 2020

Account ID	Account Title	Description
546990	<a href="#">Food</a>	This line item funds food and beverage purchase authorized for occasions such as special training workshops, guest interview panels, and special events and employee recognition and rewards program.
549210	<a href="#">Data Processing Supplies</a>	This budget is for computer and data processing supplies.
549500	<a href="#">Office Supply-Citywide Contrac</a>	This budget is for purchase of office supplies covered under Citywide umbrella contracts.
549510	<a href="#">Other Office Supplies</a>	This account is for office supplies that are not covered under Citywide umbrella contracts.
550010	<a href="#">Eqpmnt(5KOr -Controlled Asset)</a>	This account is for equipment purchase with unit price under \$5,000.
551140	<a href="#">Workers' Comp-Med Emplre Reimb</a>	This appropriation funds worker's compensation claims for employees budgeted under this organizational area.
552210	<a href="#">Fees Licenses Permits</a>	This line item funds license and permit fees such as employee professional license fees, license renewal fees, hazardous materials handling fees, and other miscellaneous permit fees.
567000	<a href="#">Bldgs.Struct&amp;Imprv Proj-Budget</a>	This appropriation funds various capital projects with funding sources backed by Development Impact Fees, Transit Sustainability Fees, and Population General Fund Baseline transfer. The funding covers neighborhood transit improvement projects, regional and local transit service reliability improvement projects, and Warriors Arena improvement projects. It also includes one-time funding in FY 2019 for capital projects backed by revenue bonds interest income.
579030	<a href="#">MTA Division OH Cost Recovery</a>	This line item records division cost recovery for project overhead fund.
579990	<a href="#">Allocated Chrgs-Spec Sources</a>	This line item includes budget entries as accounting offsets against negative cost recoveries budgeted (1) under Transit Division for service cost related to Low Carbon Transit Operations Program (LCTOP), SFMTA's Third Street Rail Line operations and its Owl Bus Service on the BART corridor; and (2) under Taxi and Accessible Services Division for paratransit operating service funded by Federal Section 5307 Funds.
581066	<a href="#">Sr-DPW-Architecture</a>	This work order funds architectural services provided by the Bureau of Construction Management under Department of Public Works. It covers as-needed architectural services such as planning and design for SFMTA's construction projects.
581160	<a href="#">GF-Adm-General(AAO)</a>	The City runs the one-stop customer service call center 311 system under the General Services Agency. This work order represents the cost allocated to this organizational area.
581170	<a href="#">GF-Risk Management Svcs (AAO)</a>	This work order represents the cost allocated to this organizational area for risk management services provided by the Insurance & Risk Management Division of the General Services Agency.
581210	<a href="#">DT Technology Infrastructure</a>	This work order with the Department of Technology funds services and products identified as infrastructure or infrastructure-related. The service includes GIS technology, NetWare planning, production application development, email and data center maintenance, fiber WAN and LAN services, online/E-services, technology and engineering support, and allocated COIT charges.
581270	<a href="#">GF-City Attorney-Legal Service</a>	This work order with the City Attorney's Office funds legal services such as handling all internal and external lawsuits, claims, investigation, and court settlement related to the SFMTA . Other services include reviewing professional and construction contracts and providing general legal advice to the Agency.
581360	<a href="#">DT Telecommunications Services</a>	This work order with the Department of Technology funds telecommunication services. It pays for products and services such as data line, land line, cellular phones, pager usage, electric circuits, and other pass-through telephone costs.
581800	<a href="#">Ef-Port Commission</a>	This appropriation was a one-time budget in FY 2017 and FY 2018 to fund seawall seismic study sponsored by SF Port.
581890	<a href="#">GF-Rent Paid To Real Estate</a>	This line item funds rental cost for office space occupied by SFMTA's divisions at the following locations: 1 South Van Ness Avenue, 11 South Van Ness Avenues, and 27A Van Ness Avenue. The budget amount is calculated based on the cost per square foot and on the provisions stipulated in the MOU between the SFMTA and the Real Estate Department.



San Francisco Municipal Transportation Agency  
**Expenditure By Division By Account**  
 Budget Year 2019 and 2020

Account ID	Account Title	2018 Amended Budget	2019 Adopted Budget	2020 Adopted Budget	2019 Compared to 2018	2020 Compared to 2019		
<b>DIVISION: MTACC CV-Captl Progr &amp; Constr</b>								
501010	Perm Salaries-Misc-Regular	34,000	165,538	171,104	131,538	386.9%	5,566	3.4%
514010	Social Security (Oasdi & Hi)	2,108	10,263	10,608	8,155	386.9%	345	3.4%
514020	Social Sec-Medicare(HI Only)	493	2,400	2,481	1,907	386.8%	81	3.4%
517010	Unemployment Insurance	92	447	462	355	385.9%	15	3.4%
521020	Travel Costs Paid To Vendors	987	987	987	0	0.0%	0	0.0%
521030	Air Travel - Employees	873	4,734	4,734	3,861	442.3%	0	0.0%
521050	Non-Air Travel - Employees	4,291	12,337	12,337	8,046	187.5%	0	0.0%
522010	Training Costs Paid To Empl	132	649	649	517	391.7%	0	0.0%
522020	Training Costs Paid To Vendors	8,103	25,657	25,657	17,554	216.6%	0	0.0%
523010	Auto Mileage	541	708	708	167	30.9%	0	0.0%
523020	Local Field Exp	0	151	151	151	100.0%	0	0.0%
527040	Construction Contracts	50,000	13,477	13,477	(36,523)	-73.0%	0	0.0%
531310	Office Machine Rental	716	716	716	0	0.0%	0	0.0%
531350	Reproduction Copier Store Prog	4,685	2,342	2,342	(2,343)	-50.0%	0	0.0%
535520	Printing	13,429	6,714	6,714	(6,715)	-50.0%	0	0.0%
535610	Postage	1,051	1,098	1,098	47	4.5%	0	0.0%
535710	Subscriptions	3,299	3,099	3,099	(200)	-6.1%	0	0.0%
535810	Advertising	1,223	611	611	(612)	-50.0%	0	0.0%
535960	Software Licensing Fees	40,325	55,000	55,000	14,675	36.4%	0	0.0%
535990	Other Current Expenses	2,023	3,398	3,398	1,375	68.0%	0	0.0%
546990	Food	276	276	276	0	0.0%	0	0.0%
549210	Data Processing Supplies	9,796	9,796	9,796	0	0.0%	0	0.0%
549500	Office Supply-Citywide Contrac	5,531	5,531	5,531	0	0.0%	0	0.0%
549510	Other Office Supplies	8,937	8,937	8,937	0	0.0%	0	0.0%



San Francisco Municipal Transportation Agency  
**Expenditure By Division By Account**  
 Budget Year 2019 and 2020

Account ID	Account Title	2018 Amended Budget	2019 Adopted Budget	2020 Adopted Budget	2019 Compared to 2018	2020 Compared to 2019		
<b>DIVISION: MTACC CV-Captl Progr &amp; Constr</b>								
550010	Eqmnt(5KOr_-Controlled Asset)	40,341	40,341	40,341	0	0.0%	0	0.0%
551140	Workers' Comp-Med Emplre Reimb	9,252	9,252	9,252	0	0.0%	0	0.0%
552210	Fees Licenses Permits	2,102	2,102	2,102	0	0.0%	0	0.0%
567000	Bldgs,Struct&Imprv Proj-Budget	45,033,984	64,507,933	54,117,390	19,473,949	43.2%	(10,390,543)	-16.1%
579030	MTA Division OH Cost Recovery	(3,195,888)	(3,537,476)	(3,599,973)	(341,588)	10.7%	(62,497)	1.8%
579990	Allocated Chrgs-Spec Sources	11,000,000	15,550,015	15,630,640	4,550,015	41.4%	80,625	0.5%
581066	Sr-DPW-Architecture	0	50,000	50,000	50,000	100.0%	0	0.0%
581160	GF-Adm-General(AAO)	200,000	200,000	200,000	0	0.0%	0	0.0%
581170	GF-Risk Management Svcs (AAO)	204,284	214,923	233,630	10,639	5.2%	18,707	8.7%
581210	DT Technology Infrastructure	107,087	140,204	138,899	33,117	30.9%	(1,305)	-0.9%
581270	GF-City Attorney-Legal Service	1,000,000	1,000,000	1,000,000	0	0.0%	0	0.0%
581360	DT Telecommunications Services	167,712	150,736	150,479	(16,976)	-10.1%	(257)	-0.2%
581800	Ef-Port Commission	500,000	0	0	(500,000)	-100.0%	0	0.0%
581890	GF-Rent Paid To Real Estate	1,272,199	1,395,052	1,434,397	122,853	9.7%	39,345	2.8%
<b>MTACC CV-Captl Progr &amp; Constr Totals</b>		<b>56,533,984</b>	<b>80,057,948</b>	<b>69,748,030</b>	<b>23,523,964</b>	<b>41.6%</b>	<b>(10,309,918)</b>	<b>-12.9%</b>



San Francisco Municipal Transportation Agency  
**Expenditure By Section By Fund By Account**  
 Budget Year 2019 and 2020

Account ID	Account Title	2018 Amended Budget	2019 Adopted Budget	2020 Adopted Budget	2019 Compared to 2018	2020 Compared to 2019
<b>DIVISION: 138672 MTACC CV-Captl Progr &amp; Constr</b>						
<b>SECTION: 138678 MTACC Capital And Constr-Cp</b>						
<b>FUND: 22280 MTA TS ContinuingAuthorityCtrl</b>						
581800	Ef-Port Commission	500,000	0	0	(500,000) -100.0%	0 0.0%
<b>FUND TOTAL: MTA TS ContinuingAuthorityCtrl</b>		<b>500,000</b>	<b>0</b>	<b>0</b>	<b>(500,000) -100.0%</b>	<b>0 0.0%</b>
<b>FUND: 22320 MTA TS OPR ANNUAL-FED</b>						
579990	Allocated Chrgs-Spec Sources	0	4,062,514	4,062,514	4,062,514 100.0%	0 0.0%
<b>FUND TOTAL: MTA TS OPR ANNUAL-FED</b>		<b>0</b>	<b>4,062,514</b>	<b>4,062,514</b>	<b>4,062,514 100.0%</b>	<b>0 0.0%</b>
<b>FUND: 22330 MTA TS OPR ANNUAL-STA</b>						
579990	Allocated Chrgs-Spec Sources	11,000,000	8,800,000	8,800,000	(2,200,000) -20.0%	0 0.0%
<b>FUND TOTAL: MTA TS OPR ANNUAL-STA</b>		<b>11,000,000</b>	<b>8,800,000</b>	<b>8,800,000</b>	<b>(2,200,000) -20.0%</b>	<b>0 0.0%</b>
<b>FUND: 22350 MTA TS OPR ANNUAL-REG</b>						
579990	Allocated Chrgs-Spec Sources	0	2,687,501	2,768,126	2,687,501 100.0%	80,625 3.0%
<b>FUND TOTAL: MTA TS OPR ANNUAL-REG</b>		<b>0</b>	<b>2,687,501</b>	<b>2,768,126</b>	<b>2,687,501 100.0%</b>	<b>80,625 3.0%</b>
<b>FUND: 22360 MTA TS CAP REVBD 2012B</b>						
567000	Bldgs,Struct&Imprv Proj-Budget	0	366,427	0	366,427 100.0%	(366,427) -100.0%
<b>FUND TOTAL: MTA TS CAP REVBD 2012B</b>		<b>0</b>	<b>366,427</b>	<b>0</b>	<b>366,427 100.0%</b>	<b>(366,427) -100.0%</b>
<b>FUND: 22370 MTA TS CAP REVBD 2013A</b>						
567000	Bldgs,Struct&Imprv Proj-Budget	0	1,519,335	0	1,519,335 100.0%	(1,519,335) -100.0%
<b>FUND TOTAL: MTA TS CAP REVBD 2013A</b>		<b>0</b>	<b>1,519,335</b>	<b>0</b>	<b>1,519,335 100.0%</b>	<b>(1,519,335) -100.0%</b>
<b>FUND: 22380 MTA TS CAP REVBD S2014A</b>						
567000	Bldgs,Struct&Imprv Proj-Budget	0	548,874	0	548,874 100.0%	(548,874) -100.0%
<b>FUND TOTAL: MTA TS CAP REVBD S2014A</b>		<b>0</b>	<b>548,874</b>	<b>0</b>	<b>548,874 100.0%</b>	<b>(548,874) -100.0%</b>
<b>FUND: 22395 MTA TS CAP REVBD S2017</b>						
567000	Bldgs,Struct&Imprv Proj-Budget	0	221,790	0	221,790 100.0%	(221,790) -100.0%
<b>FUND TOTAL: MTA TS CAP REVBD S2017</b>		<b>0</b>	<b>221,790</b>	<b>0</b>	<b>221,790 100.0%</b>	<b>(221,790) -100.0%</b>





San Francisco Municipal Transportation Agency  
**Expenditure By Section By Fund By Account**  
 Budget Year 2019 and 2020

Account ID	Account Title	2018 Amended Budget	2019 Adopted Budget	2020 Adopted Budget	2019 Compared to 2018	2020 Compared to 2019
<b>DIVISION: 138672 MTACC CV-Capitl Progr &amp; Constr</b>						
<b>FUND: 22420</b>	<b>MTA TS CAP DEV IMPACT PRJ</b>					
567000	Bldgs,Struct&Imprv Proj-Budget	13,133,984	10,691,507	12,597,390	(2,442,477)	-18.6%
<b>FUND TOTAL: MTA TS CAP DEV IMPACT PRJ</b>		<b>13,133,984</b>	<b>10,691,507</b>	<b>12,597,390</b>	<b>(2,442,477)</b>	<b>-18.6%</b>
<b>FUND: 22455</b>	<b>MTA TS CAP Projects Prop B Fun</b>					
567000	Bldgs,Struct&Imprv Proj-Budget	0	38,190,000	41,520,000	38,190,000	100.0%
<b>FUND TOTAL: MTA TS CAP Projects Prop B Fun</b>		<b>0</b>	<b>38,190,000</b>	<b>41,520,000</b>	<b>38,190,000</b>	<b>100.0%</b>
<b>FUND: 22460</b>	<b>MTA TS CAP OTHER-FUNDED PRJ</b>					
567000	Bldgs,Struct&Imprv Proj-Budget	31,900,000	12,970,000	0	(18,930,000)	-59.3%
<b>FUND TOTAL: MTA TS CAP OTHER-FUNDED PRJ</b>		<b>31,900,000</b>	<b>12,970,000</b>	<b>0</b>	<b>(18,930,000)</b>	<b>-59.3%</b>
<b>SECTION TOTAL: MTACC Capital And Constr-Cp</b>		<b>56,533,984</b>	<b>80,057,948</b>	<b>69,748,030</b>	<b>23,523,964</b>	<b>41.6%</b>
<b>SECTION: 138680 MTACC Div Director'S Office</b>						
<b>FUND: 22305</b>	<b>MTA TS OPR PROJ SUP-PSF NEW</b>					
551140	Workers' Comp-Med Emplie Reimb	0	9,252	9,252	9,252	100.0%
579030	MTA Division OH Cost Recovery	0	(3,537,476)	(3,599,973)	(3,537,476)	0.0%
<b>FUND TOTAL: MTA TS OPR PROJ SUP-PSF NEW</b>		<b>0</b>	<b>(3,528,224)</b>	<b>(3,590,721)</b>	<b>(3,528,224)</b>	<b>0.0%</b>
<b>FUND: 22310</b>	<b>MTA TS OPR PROJ SUP-PSF</b>					
551140	Workers' Comp-Med Emplie Reimb	9,252	0	0	(9,252)	-100.0%
579030	MTA Division OH Cost Recovery	(3,195,888)	0	0	3,195,888	-100.0%
<b>FUND TOTAL: MTA TS OPR PROJ SUP-PSF</b>		<b>(3,186,636)</b>	<b>0</b>	<b>0</b>	<b>3,186,636</b>	<b>-100.0%</b>
<b>SECTION TOTAL: MTACC Div Director'S Office</b>		<b>(3,186,636)</b>	<b>(3,528,224)</b>	<b>(3,590,721)</b>	<b>(341,588)</b>	<b>10.7%</b>
<b>SECTION: 138686 MTACCME Proj Mgmt &amp; Engr</b>						
<b>FUND: 22305</b>	<b>MTA TS OPR PROJ SUP-PSF NEW</b>					
501010	Perm Salaries-Misc-Regular	0	165,538	171,104	165,538	100.0%
514010	Social Security (Oasdi & Hi)	0	10,263	10,608	10,263	100.0%
514020	Social Sec-Medicare(HI Only)	0	2,400	2,481	2,400	100.0%



San Francisco Municipal Transportation Agency  
**Expenditure By Section By Fund By Account**  
 Budget Year 2019 and 2020

Account ID	Account Title	2018 Amended Budget	2019 Adopted Budget	2020 Adopted Budget	2019 Compared to 2018	2020 Compared to 2019
<b>DIVISION: 138672 MTACC CV-Captl Progr &amp; Constr</b>						
<b>FUND:</b>	<b>22305 MTA TS OPR PROJ SUP-PSF NEW</b>					
517010	Unemployment Insurance	0	447	462	447 100.0%	15 3.4%
521020	Travel Costs Paid To Vendors	0	987	987	987 100.0%	0 0.0%
521030	Air Travel - Employees	0	4,734	4,734	4,734 100.0%	0 0.0%
521050	Non-Air Travel - Employees	0	12,337	12,337	12,337 100.0%	0 0.0%
522010	Training Costs Paid To Empl	0	649	649	649 100.0%	0 0.0%
522020	Training Costs Paid To Vendors	0	25,657	25,657	25,657 100.0%	0 0.0%
523010	Auto Mileage	0	708	708	708 100.0%	0 0.0%
523020	Local Field Exp	0	151	151	151 100.0%	0 0.0%
527040	Construction Contracts	0	13,477	13,477	13,477 100.0%	0 0.0%
531310	Office Machine Rental	0	716	716	716 100.0%	0 0.0%
531350	Reproduction Copier Store Prog	0	2,342	2,342	2,342 100.0%	0 0.0%
535520	Printing	0	6,714	6,714	6,714 100.0%	0 0.0%
535610	Postage	0	1,098	1,098	1,098 100.0%	0 0.0%
535710	Subscriptions	0	3,099	3,099	3,099 100.0%	0 0.0%
535810	Advertising	0	611	611	611 100.0%	0 0.0%
535960	Software Licensing Fees	0	55,000	55,000	55,000 100.0%	0 0.0%
535990	Other Current Expenses	0	3,398	3,398	3,398 100.0%	0 0.0%
546990	Food	0	276	276	276 100.0%	0 0.0%
549210	Data Processing Supplies	0	9,796	9,796	9,796 100.0%	0 0.0%
549500	Office Supply-Citywide Contrac	0	5,531	5,531	5,531 100.0%	0 0.0%
549510	Other Office Supplies	0	8,937	8,937	8,937 100.0%	0 0.0%
550010	Eqpmnt(5KOr_-Controlled Asset)	0	40,341	40,341	40,341 100.0%	0 0.0%
552210	Fees Licenses Permits	0	2,102	2,102	2,102 100.0%	0 0.0%
581066	Sr-DPW-Architecture	0	50,000	50,000	50,000 100.0%	0 0.0%
581160	GF-Adm-General(AAO)	0	200,000	200,000	200,000 100.0%	0 0.0%
581170	GF-Risk Management Svcs (AAO)	0	214,923	233,630	214,923 100.0%	18,707 8.7%
581210	DT Technology Infrastructure	0	140,204	138,899	140,204 100.0%	(1,305) -0.9%
581270	GF-City Attorney-Legal Service	0	1,000,000	1,000,000	1,000,000 100.0%	0 0.0%



San Francisco Municipal Transportation Agency  
**Expenditure By Section By Fund By Account**  
 Budget Year 2019 and 2020

Account ID	Account Title	2018 Amended Budget	2019 Adopted Budget	2020 Adopted Budget	2019 Compared to 2018	2020 Compared to 2019		
<b>DIVISION: 138672 MTACC CV-Captl Progr &amp; Constr</b>								
<b>FUND:</b>	<b>22305 MTA TS OPR PROJ SUP-PSF NEW</b>							
581360	DT Telecommunications Services	0	150,736	150,479	150,736	100.0%	(257)	-0.2%
581890	GF-Rent Paid To Real Estate	0	1,395,052	1,434,397	1,395,052	100.0%	39,345	2.8%
<b>FUND TOTAL: MTA TS OPR PROJ SUP-PSF NEW</b>		<b>0</b>	<b>3,528,224</b>	<b>3,590,721</b>	<b>3,528,224</b>	<b>100.0%</b>	<b>62,497</b>	<b>1.8%</b>
<b>FUND:</b>	<b>22310 MTA TS OPR PROJ SUP-PSF</b>							
501010	Perm Salaries-Misc-Regular	34,000	0	0	(34,000)	-100.0%	0	0.0%
514010	Social Security (Oasdi & Hi)	2,108	0	0	(2,108)	-100.0%	0	0.0%
514020	Social Sec-Medicare(HI Only)	493	0	0	(493)	-100.0%	0	0.0%
517010	Unemployment Insurance	92	0	0	(92)	-100.0%	0	0.0%
521020	Travel Costs Paid To Vendors	987	0	0	(987)	-100.0%	0	0.0%
521030	Air Travel - Employees	873	0	0	(873)	-100.0%	0	0.0%
521050	Non-Air Travel - Employees	4,291	0	0	(4,291)	-100.0%	0	0.0%
522010	Training Costs Paid To Empl	132	0	0	(132)	-100.0%	0	0.0%
522020	Training Costs Paid To Vendors	8,103	0	0	(8,103)	-100.0%	0	0.0%
523010	Auto Mileage	541	0	0	(541)	-100.0%	0	0.0%
527040	Construction Contracts	50,000	0	0	(50,000)	-100.0%	0	0.0%
531310	Office Machine Rental	716	0	0	(716)	-100.0%	0	0.0%
531350	Reproduction Copier Store Prog	4,685	0	0	(4,685)	-100.0%	0	0.0%
535520	Printing	13,429	0	0	(13,429)	-100.0%	0	0.0%
535610	Postage	1,051	0	0	(1,051)	-100.0%	0	0.0%
535710	Subscriptions	3,299	0	0	(3,299)	-100.0%	0	0.0%
535810	Advertising	1,223	0	0	(1,223)	-100.0%	0	0.0%
535960	Software Licensing Fees	40,325	0	0	(40,325)	-100.0%	0	0.0%
535990	Other Current Expenses	2,023	0	0	(2,023)	-100.0%	0	0.0%
546990	Food	276	0	0	(276)	-100.0%	0	0.0%
549210	Data Processing Supplies	9,796	0	0	(9,796)	-100.0%	0	0.0%
549500	Office Supply-Citywide Contrac	5,531	0	0	(5,531)	-100.0%	0	0.0%
549510	Other Office Supplies	8,937	0	0	(8,937)	-100.0%	0	0.0%
550010	Eqpmnt(5KOr_-Controlled Asset)	40,341	0	0	(40,341)	-100.0%	0	0.0%



San Francisco Municipal Transportation Agency  
**Expenditure By Section By Fund By Account**  
 Budget Year 2019 and 2020

Account ID	Account Title	2018 Amended Budget	2019 Adopted Budget	2020 Adopted Budget	2019 Compared to 2018	2020 Compared to 2019
<b>DIVISION: 138672 MTACC CV-Captl Progr &amp; Constr</b>						
<b>FUND:</b>	<b>22310 MTA TS OPR PROJ SUP-PSF</b>					
552210	Fees Licenses Permits	2,102	0	0	(2,102) -100.0%	0 0.0%
581160	GF-Adm-General(AAO)	200,000	0	0	(200,000) -100.0%	0 0.0%
581170	GF-Risk Management Svcs (AAO)	204,284	0	0	(204,284) -100.0%	0 0.0%
581210	DT Technology Infrastructure	107,087	0	0	(107,087) -100.0%	0 0.0%
581270	GF-City Attorney-Legal Service	1,000,000	0	0	(1,000,000) -100.0%	0 0.0%
581360	DT Telecommunications Services	167,712	0	0	(167,712) -100.0%	0 0.0%
581890	GF-Rent Paid To Real Estate	1,272,199	0	0	(1,272,199) -100.0%	0 0.0%
<b>FUND TOTAL: MTA TS OPR PROJ SUP-PSF</b>		<b>3,186,636</b>	<b>0</b>	<b>0</b>	<b>(3,186,636) -100.0%</b>	<b>0 0.0%</b>
<b>SECTION TOTAL: MTACCME Proj Mgmt &amp; Engr</b>		<b>3,186,636</b>	<b>3,528,224</b>	<b>3,590,721</b>	<b>341,588 10.7%</b>	<b>62,497 1.8%</b>
<b>MTACC CV-Captl Progr &amp; ConstrTotals</b>		<b>56,533,984</b>	<b>80,057,948</b>	<b>69,748,030</b>	<b>23,523,964 41.6%</b>	<b>(10,309,918) -12.9%</b>



San Francisco Municipal Transportation Agency

Position by Division by Class

Budget Year 2019 and 2020

Class	Job Class Title	2018 Amended Budget	2019 Adopted Budget	2020 Adopted Budget	2019 Compared to 2018	2020 Compared to 2019
<b>DIVISION: 138672 MTACC CV-Captl Progr &amp; Constr</b>						
1053_C	IS Business Analyst-Senior	0.00	1.00	1.00	1.00	0.00
1314_C	Public Relations Officer	2.00	1.00	1.00	(1.00)	0.00
1424_C	Clerk Typist	1.00	1.00	1.00	0.00	0.00
1446_C	Secretary II	4.00	3.00	3.00	(1.00)	0.00
1452_C	Executive Secretary II	1.00	1.00	1.00	0.00	0.00
1822_C	Administrative Analyst	3.00	4.00	4.00	1.00	0.00
1823_C	Senior Administrative Analyst	8.00	6.00	6.00	(2.00)	0.00
1824_C	Principal Administrative Analyst	4.00	5.00	5.00	1.00	0.00
1825_C	Principal Administrative Analyst II	2.00	0.00	0.00	(2.00)	0.00
1840_C	Junior Management Assistant	2.00	3.00	3.00	1.00	0.00
1842_C	Management Assistant	3.00	2.00	2.00	(1.00)	0.00
1844_C	Senior Management Assistant	5.00	5.00	5.00	0.00	0.00
5201_C	Junior Engineer	0.00	0.50	0.50	0.50	0.00
5203_C	Assistant Engineer	40.00	36.00	36.00	(4.00)	0.00
5207_C	Associate Engineer	35.00	31.00	31.00	(4.00)	0.00
5211_C	Engineer/Architect/Landscape Architect S	19.00	19.00	19.00	0.00	0.00
5212_C	Engineer/Architect Principal	4.00	3.00	3.00	(1.00)	0.00
5241_C	Engineer	26.00	27.00	27.00	1.00	0.00
5364_C	Engineering Associate I	2.00	2.00	2.00	0.00	0.00
5366_C	Engineering Associate II	2.00	2.00	2.00	0.00	0.00
5380_C	Student Design Trainee I, Arch., Engr.,	3.50	3.00	3.00	(0.50)	0.00
5502_C	Project Manager I	8.00	10.00	10.00	2.00	0.00
5504_C	Project Manager II	10.00	9.00	9.00	(1.00)	0.00
5506_C	Project Manager III	3.00	3.00	3.00	0.00	0.00
6317_C	Assistant Construction Inspector	3.00	3.00	3.00	0.00	0.00
6318_C	Construction Inspector	12.00	12.00	12.00	0.00	0.00
6319_C	Senior Construction Inspector	7.00	7.00	7.00	0.00	0.00
9172_C	Manager II, Municipal Transportation Age	0.00	2.00	2.00	2.00	0.00
9177_C	Manager III, Municipal Transportation Ag	2.00	3.00	3.00	1.00	0.00
9182_C	Manager VIII, Municipal Transportation Ag	1.00	1.00	1.00	0.00	0.00
9183_C	Deputy Director I, Municipal Transportat	0.00	1.00	1.00	1.00	0.00
9187_C	Deputy Director II Municipal Transportat	1.00	1.00	1.00	0.00	0.00



San Francisco Municipal Transportation Agency

Position by Division by Class

Budget Year 2019 and 2020

Class	Job Class Title	2018 Amended Budget	2019 Adopted Budget	2020 Adopted Budget	2019 Compared to 2018	2020 Compared to 2019
DIVISION: 138672 MTACC CV-Captl Progr & Constr						
TEMPM_	Temporary - Miscellaneous	0.35	1.65	1.65	1.30	0.00
DIVISION TOTAL: MTACC CV-Captl Progr & Constr		213.85	209.15	209.15	(4.70)	0.00



San Francisco Municipal Transportation Agency

Position by Division by Section by Fund

Budget Year 2019 and 2020

Class	Job Class Title	2018 Amended Budget	2019 Adopted Budget	2020 Adopted Budget	2019 Compared to 2018	2020 Compared to 2019
<b>DIVISION: 138672 MTACC CV-Captl Progr &amp; Constr</b>						
<b>SECTION: 138673 MTACCAQ Contrct Adm &amp; Qty</b>						
<b>FUND: 22305 MTA TS OPR PROJ SUP-PSF NEW</b>						
1822_C	Administrative Analyst	0.00	1.00	1.00	1.00	0.00
1823_C	Senior Administrative Analyst	0.00	3.00	3.00	3.00	0.00
1824_C	Principal Administrative Analyst	0.00	4.00	4.00	4.00	0.00
1840_C	Junior Management Assistant	0.00	2.00	2.00	2.00	0.00
1844_C	Senior Management Assistant	0.00	1.00	1.00	1.00	0.00
5207_C	Associate Engineer	0.00	2.00	2.00	2.00	0.00
5211_C	Engineer/Architect/Landscape Architect S	0.00	3.00	3.00	3.00	0.00
5212_C	Engineer/Architect Principal	0.00	1.00	1.00	1.00	0.00
5241_C	Engineer	0.00	1.00	1.00	1.00	0.00
5502_C	Project Manager I	0.00	1.00	1.00	1.00	0.00
9172_C	Manager II, Municipal Transportation Age	0.00	1.00	1.00	1.00	0.00
9177_C	Manager III, Municipal Transportation Ag	0.00	1.00	1.00	1.00	0.00
<b>FUND TOTAL: MTA TS OPR PROJ SUP-PSF NEW</b>		<b>0.00</b>	<b>21.00</b>	<b>21.00</b>	<b>21.00</b>	<b>0.00</b>
<b>FUND: 22310 MTA TS OPR PROJ SUP-PSF</b>						
1823_C	Senior Administrative Analyst	3.00	0.00	0.00	(3.00)	0.00
1824_C	Principal Administrative Analyst	4.00	0.00	0.00	(4.00)	0.00
1825_C	Principal Administrative Analyst II	2.00	0.00	0.00	(2.00)	0.00
1840_C	Junior Management Assistant	2.00	0.00	0.00	(2.00)	0.00
1842_C	Management Assistant	1.00	0.00	0.00	(1.00)	0.00
1844_C	Senior Management Assistant	1.00	0.00	0.00	(1.00)	0.00
5203_C	Assistant Engineer	1.00	0.00	0.00	(1.00)	0.00
5207_C	Associate Engineer	3.00	0.00	0.00	(3.00)	0.00
5211_C	Engineer/Architect/Landscape Architect S	3.00	0.00	0.00	(3.00)	0.00
5212_C	Engineer/Architect Principal	1.00	0.00	0.00	(1.00)	0.00
5241_C	Engineer	1.00	0.00	0.00	(1.00)	0.00
9177_C	Manager III, Municipal Transportation Ag	1.00	0.00	0.00	(1.00)	0.00
<b>FUND TOTAL: MTA TS OPR PROJ SUP-PSF</b>		<b>23.00</b>	<b>0.00</b>	<b>0.00</b>	<b>(23.00)</b>	<b>0.00</b>
<b>SECTION TOTAL: MTACCAQ Contrct Adm &amp; Qty</b>		<b>23.00</b>	<b>21.00</b>	<b>21.00</b>	<b>(2.00)</b>	<b>0.00</b>



San Francisco Municipal Transportation Agency

Position by Division by Section by Fund

Budget Year 2019 and 2020

Class	Job Class Title	2018 Amended Budget	2019 Adopted Budget	2020 Adopted Budget	2019 Compared to 2018	2020 Compared to 2019
<b>DIVISION: 138672 MTACC CV-Captl Progr &amp; Constr</b>						
<b>SECTION: 138680 MTACC Div Director'S Office</b>						
<b>FUND: 22305 MTA TS OPR PROJ SUP-PSF NEW</b>						
1452_C	Executive Secretary II	0.00	1.00	1.00	1.00	0.00
1823_C	Senior Administrative Analyst	0.00	2.00	2.00	2.00	0.00
1824_C	Principal Administrative Analyst	0.00	1.00	1.00	1.00	0.00
1844_C	Senior Management Assistant	0.00	2.00	2.00	2.00	0.00
5504_C	Project Manager II	0.00	1.00	1.00	1.00	0.00
9183_C	Deputy Director I, Municipal Transportat	0.00	1.00	1.00	1.00	0.00
9187_C	Deputy Director II Municipal Transportat	0.00	1.00	1.00	1.00	0.00
<b>FUND TOTAL: MTA TS OPR PROJ SUP-PSF NEW</b>		<b>0.00</b>	<b>9.00</b>	<b>9.00</b>	<b>9.00</b>	<b>0.00</b>
<b>FUND: 22310 MTA TS OPR PROJ SUP-PSF</b>						
1452_C	Executive Secretary II	1.00	0.00	0.00	(1.00)	0.00
1823_C	Senior Administrative Analyst	1.00	0.00	0.00	(1.00)	0.00
1844_C	Senior Management Assistant	1.00	0.00	0.00	(1.00)	0.00
5212_C	Engineer/Architect Principal	1.00	0.00	0.00	(1.00)	0.00
5504_C	Project Manager II	1.00	0.00	0.00	(1.00)	0.00
9187_C	Deputy Director II Municipal Transportat	1.00	0.00	0.00	(1.00)	0.00
<b>FUND TOTAL: MTA TS OPR PROJ SUP-PSF</b>		<b>6.00</b>	<b>0.00</b>	<b>0.00</b>	<b>(6.00)</b>	<b>0.00</b>
<b>SECTION TOTAL: MTACC Div Director'S Office</b>		<b>6.00</b>	<b>9.00</b>	<b>9.00</b>	<b>3.00</b>	<b>0.00</b>
<b>SECTION: 138686 MTACCME Proj Mgmt &amp; Engr</b>						
<b>FUND: 22305 MTA TS OPR PROJ SUP-PSF NEW</b>						
1053_C	IS Business Analyst-Senior	0.00	1.00	1.00	1.00	0.00
1314_C	Public Relations Officer	0.00	1.00	1.00	1.00	0.00
1424_C	Clerk Typist	0.00	1.00	1.00	1.00	0.00
1446_C	Secretary II	0.00	3.00	3.00	3.00	0.00
1822_C	Administrative Analyst	0.00	2.00	2.00	2.00	0.00
1823_C	Senior Administrative Analyst	0.00	1.00	1.00	1.00	0.00
1840_C	Junior Management Assistant	0.00	1.00	1.00	1.00	0.00
1842_C	Management Assistant	0.00	1.00	1.00	1.00	0.00
1844_C	Senior Management Assistant	0.00	2.00	2.00	2.00	0.00





San Francisco Municipal Transportation Agency

Position by Division by Section by Fund

Budget Year 2019 and 2020

Class	Job Class Title	2018 Amended Budget	2019 Adopted Budget	2020 Adopted Budget	2019 Compared to 2018	2020 Compared to 2019
<b>DIVISION: 138672 MTACC CV-Captl Progr &amp; Constr</b>						
<b>FUND:</b>	<b>22305 MTA TS OPR PROJ SUP-PSF NEW</b>					
5201_C	Junior Engineer	0.00	0.50	0.50	0.50	0.00
5203_C	Assistant Engineer	0.00	35.00	35.00	35.00	0.00
5207_C	Associate Engineer	0.00	26.00	26.00	26.00	0.00
5211_C	Engineer/Architect/Landscape Architect S	0.00	13.00	13.00	13.00	0.00
5212_C	Engineer/Architect Principal	0.00	2.00	2.00	2.00	0.00
5241_C	Engineer	0.00	24.00	24.00	24.00	0.00
5364_C	Engineering Associate I	0.00	2.00	2.00	2.00	0.00
5366_C	Engineering Associate II	0.00	2.00	2.00	2.00	0.00
5380_C	Student Design Trainee I, Arch., Engr.,	0.00	3.00	3.00	3.00	0.00
5502_C	Project Manager I	0.00	8.00	8.00	8.00	0.00
5504_C	Project Manager II	0.00	8.00	8.00	8.00	0.00
5506_C	Project Manager III	0.00	3.00	3.00	3.00	0.00
6317_C	Assistant Construction Inspector	0.00	2.00	2.00	2.00	0.00
6318_C	Construction Inspector	0.00	12.00	12.00	12.00	0.00
6319_C	Senior Construction Inspector	0.00	7.00	7.00	7.00	0.00
9172_C	Manager II, Municipal Transportation Age	0.00	1.00	1.00	1.00	0.00
9177_C	Manager III, Municipal Transportation Ag	0.00	2.00	2.00	2.00	0.00
9182_C	Manager VIII, Municipal Transportation Ag	0.00	1.00	1.00	1.00	0.00
TEMPM_	Temporary - Miscellaneous	0.00	1.65	1.65	1.65	0.00
<b>FUND TOTAL:</b>	<b>MTA TS OPR PROJ SUP-PSF NEW</b>	<b>0.00</b>	<b>166.15</b>	<b>166.15</b>	<b>166.15</b>	<b>0.00</b>
<b>FUND:</b>	<b>22310 MTA TS OPR PROJ SUP-PSF</b>					
1314_C	Public Relations Officer	2.00	0.00	0.00	(2.00)	0.00
1424_C	Clerk Typist	1.00	0.00	0.00	(1.00)	0.00
1446_C	Secretary II	4.00	0.00	0.00	(4.00)	0.00
1822_C	Administrative Analyst	2.00	0.00	0.00	(2.00)	0.00
1823_C	Senior Administrative Analyst	4.00	0.00	0.00	(4.00)	0.00
1842_C	Management Assistant	1.00	0.00	0.00	(1.00)	0.00
1844_C	Senior Management Assistant	3.00	0.00	0.00	(3.00)	0.00
5203_C	Assistant Engineer	38.00	0.00	0.00	(38.00)	0.00
5207_C	Associate Engineer	29.00	0.00	0.00	(29.00)	0.00
5211_C	Engineer/Architect/Landscape Architect S	13.00	0.00	0.00	(13.00)	0.00



San Francisco Municipal Transportation Agency

Position by Division by Section by Fund

Budget Year 2019 and 2020

Class	Job Class Title	2018 Amended Budget	2019 Adopted Budget	2020 Adopted Budget	2019 Compared to 2018	2020 Compared to 2019
<b>DIVISION: 138672 MTACC CV-Captl Progr &amp; Constr</b>						
<b>FUND:</b>	<b>22310 MTA TS OPR PROJ SUP-PSF</b>					
5212_C	Engineer/Architect Principal	2.00	0.00	0.00	(2.00)	0.00
5241_C	Engineer	23.00	0.00	0.00	(23.00)	0.00
5364_C	Engineering Associate I	2.00	0.00	0.00	(2.00)	0.00
5366_C	Engineering Associate II	2.00	0.00	0.00	(2.00)	0.00
5380_C	Student Design Trainee I, Arch., Engr.,	3.50	0.00	0.00	(3.50)	0.00
5502_C	Project Manager I	7.00	0.00	0.00	(7.00)	0.00
5504_C	Project Manager II	9.00	0.00	0.00	(9.00)	0.00
5506_C	Project Manager III	3.00	0.00	0.00	(3.00)	0.00
6317_C	Assistant Construction Inspector	2.00	0.00	0.00	(2.00)	0.00
6318_C	Construction Inspector	12.00	0.00	0.00	(12.00)	0.00
6319_C	Senior Construction Inspector	7.00	0.00	0.00	(7.00)	0.00
9177_C	Manager III, Municipal Transportation Ag	1.00	0.00	0.00	(1.00)	0.00
9182_C	Manager VIII, Municipal Transportation Ag	1.00	0.00	0.00	(1.00)	0.00
TEMPM_	Temporary - Miscellaneous	0.35	0.00	0.00	(0.35)	0.00
<b>FUND TOTAL:</b>	<b>MTA TS OPR PROJ SUP-PSF</b>	<b>171.85</b>	<b>0.00</b>	<b>0.00</b>	<b>(171.85)</b>	<b>0.00</b>
<b>SECTION TOTAL: MTACCME Proj Mgmt &amp; Engr</b>		<b>171.85</b>	<b>166.15</b>	<b>166.15</b>	<b>(5.70)</b>	<b>0.00</b>
<b>SECTION: 138694 MTACCM I Maj Cap Prg-Init(Mpi)</b>						
<b>FUND:</b>	<b>22305 MTA TS OPR PROJ SUP-PSF NEW</b>					
1822_C	Administrative Analyst	0.00	1.00	1.00	1.00	0.00
1842_C	Management Assistant	0.00	1.00	1.00	1.00	0.00
5203_C	Assistant Engineer	0.00	1.00	1.00	1.00	0.00
5207_C	Associate Engineer	0.00	3.00	3.00	3.00	0.00
5211_C	Engineer/Architect/Landscape Architect S	0.00	3.00	3.00	3.00	0.00
5241_C	Engineer	0.00	2.00	2.00	2.00	0.00
5502_C	Project Manager I	0.00	1.00	1.00	1.00	0.00
6317_C	Assistant Construction Inspector	0.00	1.00	1.00	1.00	0.00
<b>FUND TOTAL:</b>	<b>MTA TS OPR PROJ SUP-PSF NEW</b>	<b>0.00</b>	<b>13.00</b>	<b>13.00</b>	<b>13.00</b>	<b>0.00</b>
<b>FUND:</b>	<b>22310 MTA TS OPR PROJ SUP-PSF</b>					
1822_C	Administrative Analyst	1.00	0.00	0.00	(1.00)	0.00



San Francisco Municipal Transportation Agency

Position by Division by Section by Fund

Budget Year 2019 and 2020

Class	Job Class Title	2018 Amended Budget	2019 Adopted Budget	2020 Adopted Budget	2019 Compared to 2018	2020 Compared to 2019
<b>DIVISION: 138672 MTACC CV-Captl Progr &amp; Constr</b>						
<b>FUND:</b>	<b>22310 MTA TS OPR PROJ SUP-PSF</b>					
1842_C	Management Assistant	1.00	0.00	0.00	(1.00)	0.00
5203_C	Assistant Engineer	1.00	0.00	0.00	(1.00)	0.00
5207_C	Associate Engineer	3.00	0.00	0.00	(3.00)	0.00
5211_C	Engineer/Architect/Landscape Architect S	3.00	0.00	0.00	(3.00)	0.00
5241_C	Engineer	2.00	0.00	0.00	(2.00)	0.00
5502_C	Project Manager I	1.00	0.00	0.00	(1.00)	0.00
6317_C	Assistant Construction Inspector	1.00	0.00	0.00	(1.00)	0.00
<b>FUND TOTAL:</b>	<b>MTA TS OPR PROJ SUP-PSF</b>	<b>13.00</b>	<b>0.00</b>	<b>0.00</b>	<b>(13.00)</b>	<b>0.00</b>
<b>SECTION TOTAL: MTACCMJ Maj Cap Prg-Init(Mpi)</b>		<b>13.00</b>	<b>13.00</b>	<b>13.00</b>	<b>0.00</b>	<b>0.00</b>
<b>DIVISION TOTAL: MTACC CV-Captl Progr &amp; Constr</b>		<b>213.85</b>	<b>209.15</b>	<b>209.15</b>	<b>(4.70)</b>	<b>0.00</b>



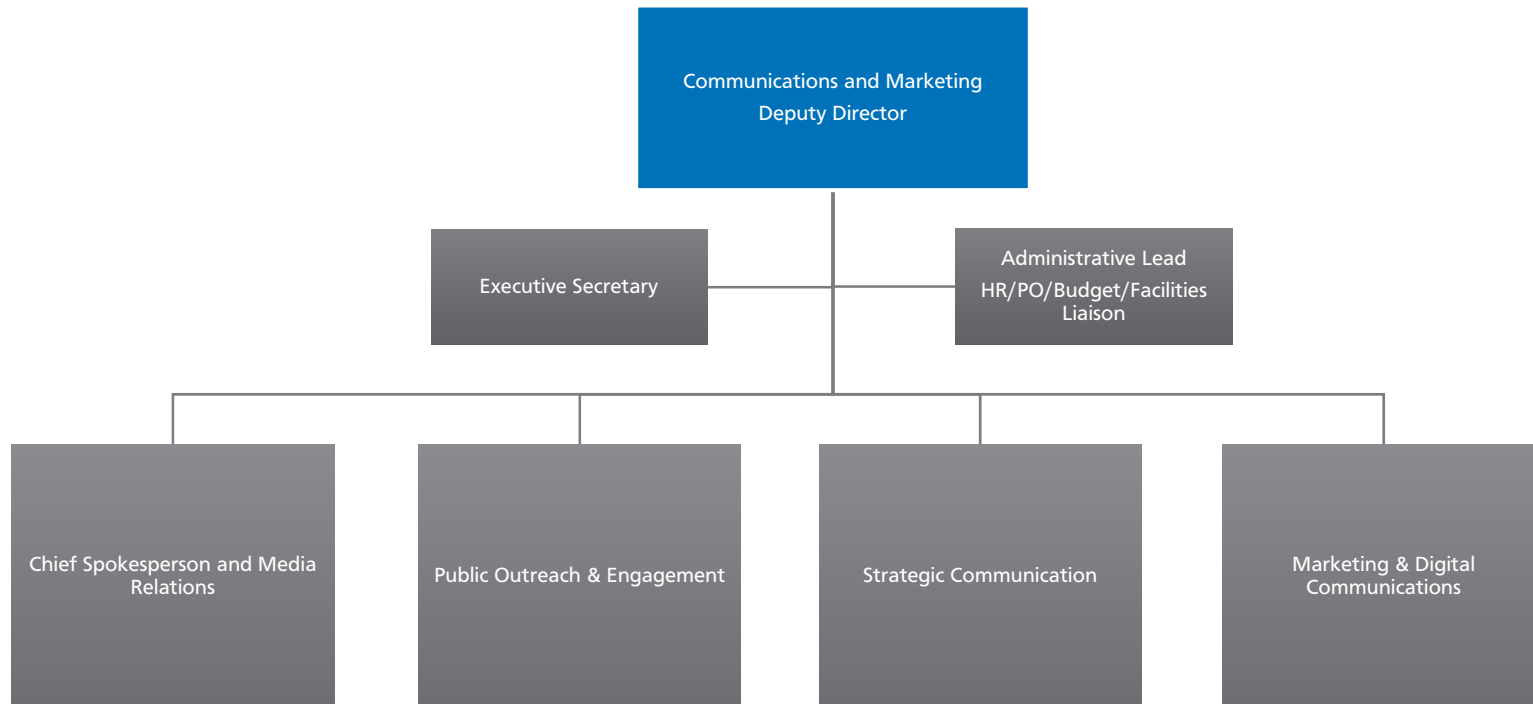
# Communication

## MISSION

The mission of the Communications Division is to develop and implement strategic communications tactics for the agency that conveys the SFMTA's policy and program initiatives to the public and increases awareness of the SFMTA's services, projects and programs and its commitment to customer service and communication. The Communications Division directs and manages all public affairs functions and activities of the agency including internal and external communications, marketing, community relations, public outreach and engagement, media relations, social media, event coordination and website content and publications. By embracing best practices and emerging technologies, SFMTA's Communications Division strives to improve and enhance the dissemination of information through all available conduits.



# Communications Division Organizational Chart





## San Francisco Municipal Transportation Agency

### Expenditure Account and Description

Budget Year 2019 and 2020

Account ID	Account Title	Description
<b>MTACO - COMMUNICATIONS</b>		
501010	<a href="#"><u>Perm Salaries-Misc-Regular</u></a>	Appropriation for permanent salaries reflects all regular job class positions budgeted in SFMTA's two-year operating budget. With the implementation of the new Financial System Project (FSP) in FY 2018, the City remapped its chart of accounts and this line item now consolidates all salary budget in one chart of account that includes miscellaneous employees, platform employees and temporary salaries.
509010	<a href="#"><u>Premium Pay - Misc</u></a>	Premium pay is established under various labor agreements and payment types include categories such as Supervisory Differential Adjustment, Acting Assignment Pay, Lead Person Pay, night and midnight shifts pay, heavy equipment or specialized equipment operation pay and etc.
511010	<a href="#"><u>Overtime - Scheduled Misc</u></a>	This line item funds budgeted overtime hours needed for vacancies, absences, emergency service coverage and special service requirements. With the implementation of the new Financial System Project (FSP) in FY 2018, the City remapped its chart of accounts and this line item now consolidates all overtime expenditure budgets in one chart of account that includes miscellaneous employees, platform employees and temp-salary funded employees.
513010	<a href="#"><u>Retire City Misc</u></a>	The San Francisco Employees' Retirement System is funded on a cost-sharing basis with a combination of employee contributions, employer contributions, and investment earnings from the retirement fund. This line item reflects the cost of contributions the City makes as the employer to the retirement fund for positions budgeted in this organizational area. The employer contribution is set in three tiers with different maximum salary rate thresholds resulting in different retirement rates to be paid by the city. This structure is based on Proposition C passed in November 2011 that adjusted the City retirement contribution to reflect cost differences based on wages.
514010	<a href="#"><u>Social Security (Oasdi &amp; Hi)</u></a>	Mandatory employer contribution to Social Security benefit is 6.20% of annual salaries budgeted.
514020	<a href="#"><u>Social Sec-Medicare(HI Only)</u></a>	Mandatory employer contribution to Medicare is 1.45% of annual salaries budgeted.
515010	<a href="#"><u>Health Service-City Match</u></a>	The City Charter requires employer contribution to the Health Service Trust Fund that covers health insurance costs for current and retired City employees and their dependents. This line item represents health insurance coverage for current employees.
515710	<a href="#"><u>Dependent Coverage</u></a>	This line item represents employer contribution to the Health Service Trust Fund that covers health insurance costs for the dependents of current and retired employees. The budget is based on MOUs and Health Service enrollment records.
516010	<a href="#"><u>Dental Coverage</u></a>	Required by the City Charter, this line item represents employer contribution to dental insurance for current and retired City employees and their dependents.
517010	<a href="#"><u>Unemployment Insurance</u></a>	Mandated by the State of California, the City must budget for unemployment insurance coverage for its employees. The City reimburses the State for any unemployment benefits paid to former City employees. The Controller's Budget Office updates this rate upon review of the balance in the unemployment insurance fund.
519110	<a href="#"><u>Flexible Benefit Package</u></a>	This account is used to record the cost of flexible benefit plans that are currently authorized for members of MEA and MAA.
519120	<a href="#"><u>Long Term Disability Insurance</u></a>	This line item covers Long Term Disability Insurance for most of the labor unions.
521020	<a href="#"><u>Travel Costs Paid To Vendors</u></a>	Airfares for business trip is handled by contracted City vendors and this account records service fees paid to those vendors.
521030	<a href="#"><u>Air Travel - Employees</u></a>	Pursuant to Executive Order 07-13, 13% of the City's air travel budget will be used to purchase carbon offsets through the Department of the Environment. This appropriation is for airfare purchase only.
521050	<a href="#"><u>Non-Air Travel - Employees</u></a>	This account records non-air travel expenses such as conference registration fees and employee travel expense reimbursement payout.
522020	<a href="#"><u>Training Costs Paid To Vendors</u></a>	This line item records payments made to companies or organizations who provide professional training to SFMTA divisions and employees upon requests.
523050	<a href="#"><u>Employee Recognition</u></a>	This line item funds Agency's Employee Recognition Program.
524010	<a href="#"><u>Membership Fees</u></a>	Section 16.6 of the San Francisco Administrative Code lists allowable membership organizations for the City departments. This appropriation funds professional organization membership fees.



**San Francisco Municipal Transportation Agency  
Expenditure Account and Description**

Budget Year 2019 and 2020

Account ID	Account Title	Description
525010	<a href="#">Promotional &amp; Entertainment Exp</a>	This line item funds Agency's promotional events such as sponsorships of Chinese New Year Parade, Women's Transportation Seminar, and Safe Driver Awards Dinner.
526610	<a href="#">Interpreters</a>	This account is for translation or interpreter services. Department or divisions occasionally need such services for various communication materials or notices for public outreach purpose.
527000	<a href="#">Prof &amp; Specialized Svcs-Bdgt</a>	This account covers as-needed professional services.
527990	<a href="#">Other Professional Services</a>	This account is for miscellaneous professional services such as website consulting and support, marketing advertising, and Agency's Ambassador Service Program.
528990	<a href="#">Other Bldg Maint Svcs</a>	This line item funds miscellaneous building maintenance and repair services.
530310	<a href="#">Misc Facilities Rental</a>	This line item funds facility and conference room rental expenses.
531990	<a href="#">Other Equipment Rentals</a>	This line item covers miscellaneous equipment rental cost.
535310	<a href="#">Graphics</a>	This budget funds professional graphic design service.
535520	<a href="#">Printing</a>	This appropriation funds various printing jobs such as SFMTA Board documents, brochures and booklets, permit decals and stickers, signs and posters, maps and other promotional items or publications.
535710	<a href="#">Subscriptions</a>	This line item funds various work-related digital or non-digital subscription membership fees.
535810	<a href="#">Advertising</a>	This line item funds advertisement fees.
535960	<a href="#">Software Licensing Fees</a>	This account is for software license fees.
535990	<a href="#">Other Current Expenses</a>	This appropriation funds various short-term or one-time operating expenses.
546990	<a href="#">Food</a>	This line item funds food and beverage purchase authorized for occasions such as special training workshops, guest interview panels, and special events and employee recognition and rewards program.
549410	<a href="#">Minor Furnishings</a>	This line item funds minor furnishings such as workstations, chairs, file and storage cabinets, and lockers and tool shelves.
549500	<a href="#">Office Supply-Citywide Contrac</a>	This budget is for purchase of office supplies covered under Citywide umbrella contracts.
549510	<a href="#">Other Office Supplies</a>	This account is for office supplies that are not covered under Citywide umbrella contracts.
549770	<a href="#">Audio-Visual Equipt&amp;Suppl-5K&amp;&lt;</a>	This line item funds audio and visual equipment with unit cost under \$5,000.
549990	<a href="#">Other Materials &amp; Supplies</a>	This line item funds all other materials and supplies.
550010	<a href="#">Eqpmnt(5KOr_-Controlled Asset)</a>	This account is for equipment purchase with unit price under \$5,000.
552210	<a href="#">Fees Licenses Permits</a>	This line item funds license and permit fees such as employee professional license fees, license renewal fees, hazardous materials handling fees, and other miscellaneous permit fees.



San Francisco Municipal Transportation Agency  
**Expenditure By Division By Account**  
 Budget Year 2019 and 2020

Account ID	Account Title	2018 Amended Budget	2019 Adopted Budget	2020 Adopted Budget	2019 Compared to 2018	2020 Compared to 2019
<b>DIVISION: MTACO Communications</b>						
501010	Perm Salaries-Misc-Regular	3,763,551	3,667,690	3,694,964	(95,861) -2.5%	27,274 0.7%
509010	Premium Pay - Misc	2,011	2,011	2,011	0 0.0%	0 0.0%
511010	Overtime - Scheduled Misc	2,000	2,000	2,000	0 0.0%	0 0.0%
513010	Retire City Misc	697,610	672,169	673,546	(25,441) -3.6%	1,377 0.2%
514010	Social Security (Oasdi & Hi)	222,311	214,553	218,252	(7,758) -3.5%	3,699 1.7%
514020	Social Sec-Medicare(HI Only)	54,626	53,239	53,634	(1,387) -2.5%	395 0.7%
515010	Health Service-City Match	132,783	126,200	134,652	(6,583) -5.0%	8,452 6.7%
515710	Dependent Coverage	331,776	317,911	339,197	(13,865) -4.2%	21,286 6.7%
516010	Dental Coverage	48,845	43,534	43,534	(5,311) -10.9%	0 0.0%
517010	Unemployment Insurance	10,177	9,909	9,989	(268) -2.6%	80 0.8%
519110	Flexible Benefit Package	31,902	33,445	35,681	1,543 4.8%	2,236 6.7%
519120	Long Term Disability Insurance	9,552	8,970	9,041	(582) -6.1%	71 0.8%
521020	Travel Costs Paid To Vendors	115	0	0	(115) -100.0%	0 0.0%
521030	Air Travel - Employees	1,500	1,500	1,500	0 0.0%	0 0.0%
521050	Non-Air Travel - Employees	3,600	7,365	7,365	3,765 104.6%	0 0.0%
522020	Training Costs Paid To Vendors	75,000	170,000	170,000	95,000 126.7%	0 0.0%
523050	Employee Recognition	1,000	0	0	(1,000) -100.0%	0 0.0%
524010	Membership Fees	5,000	5,000	5,000	0 0.0%	0 0.0%
525010	Promotional & Entertainmnt Exp	46,250	75,000	75,000	28,750 62.2%	0 0.0%
526610	Interpreters	18,137	18,137	18,137	0 0.0%	0 0.0%
527000	Prof & Specialized Svcs-Bdgt	325,000	641,791	657,653	316,791 97.5%	15,862 2.5%
527990	Other Professional Services	675,000	0	0	(675,000) -100.0%	0 0.0%
528990	Other Bldg Maint Svcs	0	15,000	15,000	15,000 100.0%	0 0.0%
530310	Misc Facilities Rental	6,000	17,600	17,600	11,600 193.3%	0 0.0%





San Francisco Municipal Transportation Agency  
**Expenditure By Division By Account**  
 Budget Year 2019 and 2020

Account ID	Account Title	2018 Amended Budget	2019 Adopted Budget	2020 Adopted Budget	2019 Compared to 2018		2020 Compared to 2019	
<b>DIVISION: MTACO Communications</b>								
531990	Other Equipment Rentals	5,000	5,000	5,000	0	0.0%	0	0.0%
535310	Graphics	50,000	50,000	50,000	0	0.0%	0	0.0%
535520	Printing	350,000	350,000	350,000	0	0.0%	0	0.0%
535710	Subscriptions	9,000	9,000	9,000	0	0.0%	0	0.0%
535810	Advertising	100,000	100,000	100,000	0	0.0%	0	0.0%
535960	Software Licensing Fees	149,770	149,770	149,770	0	0.0%	0	0.0%
535990	Other Current Expenses	950	10,000	10,000	9,050	952.6%	0	0.0%
546990	Food	40,000	40,000	40,000	0	0.0%	0	0.0%
549410	Minor Furnishings	2,500	2,500	2,500	0	0.0%	0	0.0%
549500	Office Supply-Citywide Contrac	5,000	5,000	5,000	0	0.0%	0	0.0%
549510	Other Office Supplies	25,000	25,000	25,000	0	0.0%	0	0.0%
549770	Audio-Visual Equipt&Suppl-5K<<	17,650	17,650	17,650	0	0.0%	0	0.0%
549990	Other Materials & Supplies	22,000	22,000	22,000	0	0.0%	0	0.0%
550010	Eqpmnt(5KOr_-Controlled Asset)	85,000	85,000	85,000	0	0.0%	0	0.0%
552210	Fees Licenses Permits	3,000	300	300	(2,700)	-90.0%	0	0.0%
<b>MTACO Communications Totals</b>		<b>7,328,616</b>	<b>6,974,244</b>	<b>7,054,976</b>	<b>(354,372)</b>	<b>-4.8%</b>	<b>80,732</b>	<b>1.2%</b>



San Francisco Municipal Transportation Agency  
**Expenditure By Section By Fund By Account**  
 Budget Year 2019 and 2020

Account ID	Account Title	2018 Amended Budget	2019 Adopted Budget	2020 Adopted Budget	2019 Compared to 2018	2020 Compared to 2019		
<b>DIVISION: 175644 MTACO Communications</b>								
<b>SECTION: 175645 MTACO Communications-Marketing</b>								
<b>FUND: 22265 MTA OH OPR AGENCYWIDE NEW</b>								
501010	Perm Salaries-Misc-Regular	0	680,902	685,201	680,902	100.0%	4,299	0.6%
511010	Overtime - Scheduled Misc	0	2,000	2,000	2,000	100.0%	0	0.0%
513010	Retire City Misc	0	106,353	106,573	106,353	100.0%	220	0.2%
514010	Social Security (Oasdi & Hi)	0	41,694	42,298	41,694	100.0%	604	1.4%
514020	Social Sec-Medicare(HI Only)	0	9,902	9,963	9,902	100.0%	61	0.6%
515010	Health Service-City Match	0	22,404	23,904	22,404	100.0%	1,500	6.7%
515710	Dependent Coverage	0	58,680	62,608	58,680	100.0%	3,928	6.7%
516010	Dental Coverage	0	7,936	7,936	7,936	100.0%	0	0.0%
517010	Unemployment Insurance	0	1,843	1,854	1,843	100.0%	11	0.6%
519110	Flexible Benefit Package	0	4,303	4,591	4,303	100.0%	288	6.7%
519120	Long Term Disability Insurance	0	1,582	1,596	1,582	100.0%	14	0.9%
<b>FUND TOTAL: MTA OH OPR AGENCYWIDE NEW</b>		<b>0</b>	<b>937,599</b>	<b>948,524</b>	<b>937,599</b>	<b>100.0%</b>	<b>10,925</b>	<b>1.2%</b>
<b>FUND: 22770 MTA OH OPR AGENCYWIDE</b>								
501010	Perm Salaries-Misc-Regular	667,238	0	0	(667,238)	-100.0%	0	0.0%
511010	Overtime - Scheduled Misc	2,000	0	0	(2,000)	-100.0%	0	0.0%
513010	Retire City Misc	103,882	0	0	(103,882)	-100.0%	0	0.0%
514010	Social Security (Oasdi & Hi)	41,851	0	0	(41,851)	-100.0%	0	0.0%
514020	Social Sec-Medicare(HI Only)	9,704	0	0	(9,704)	-100.0%	0	0.0%
515010	Health Service-City Match	21,589	0	0	(21,589)	-100.0%	0	0.0%
515710	Dependent Coverage	56,895	0	0	(56,895)	-100.0%	0	0.0%
516010	Dental Coverage	8,253	0	0	(8,253)	-100.0%	0	0.0%
517010	Unemployment Insurance	1,808	0	0	(1,808)	-100.0%	0	0.0%
519110	Flexible Benefit Package	3,966	0	0	(3,966)	-100.0%	0	0.0%
519120	Long Term Disability Insurance	1,617	0	0	(1,617)	-100.0%	0	0.0%
527990	Other Professional Services	425,000	0	0	(425,000)	-100.0%	0	0.0%
<b>FUND TOTAL: MTA OH OPR AGENCYWIDE</b>		<b>1,343,803</b>	<b>0</b>	<b>0</b>	<b>(1,343,803)</b>	<b>-100.0%</b>	<b>0</b>	<b>0.0%</b>



San Francisco Municipal Transportation Agency  
**Expenditure By Section By Fund By Account**  
 Budget Year 2019 and 2020

Account ID	Account Title	2018 Amended Budget	2019 Adopted Budget	2020 Adopted Budget	2019 Compared to 2018	2020 Compared to 2019		
<b>DIVISION: 175644 MTACO Communications</b>								
<b>SECTION TOTAL: MTACO Communications-Marketing</b>		<b>1,343,803</b>	<b>937,599</b>	<b>948,524</b>	<b>(406,204)</b>	<b>-30.2%</b>	<b>10,925</b>	<b>1.2%</b>
<b>SECTION: 207773 MTACO Administration</b>								
<b>FUND: 22265 MTA OH OPR AGENCYWIDE NEW</b>								
501010	Perm Salaries-Misc-Regular	0	1,258,622	1,268,304	1,258,622	100.0%	9,682	0.8%
513010	Retire City Misc	0	238,684	239,172	238,684	100.0%	488	0.2%
514010	Social Security (Oasdi & Hi)	0	70,875	72,112	70,875	100.0%	1,237	1.7%
514020	Social Sec-Medicare(HI Only)	0	18,249	18,390	18,249	100.0%	141	0.8%
515010	Health Service-City Match	0	40,761	43,491	40,761	100.0%	2,730	6.7%
515710	Dependent Coverage	0	103,101	110,004	103,101	100.0%	6,903	6.7%
516010	Dental Coverage	0	14,084	14,084	14,084	100.0%	0	0.0%
517010	Unemployment Insurance	0	3,397	3,426	3,397	100.0%	29	0.9%
519110	Flexible Benefit Package	0	9,769	10,422	9,769	100.0%	653	6.7%
519120	Long Term Disability Insurance	0	3,225	3,250	3,225	100.0%	25	0.8%
521030	Air Travel - Employees	0	1,500	1,500	1,500	100.0%	0	0.0%
521050	Non-Air Travel - Employees	0	7,365	7,365	7,365	100.0%	0	0.0%
522020	Training Costs Paid To Vendors	0	170,000	170,000	170,000	100.0%	0	0.0%
524010	Membership Fees	0	5,000	5,000	5,000	100.0%	0	0.0%
525010	Promotional & Entertainmnt Exp	0	75,000	75,000	75,000	100.0%	0	0.0%
526610	Interpreters	0	18,137	18,137	18,137	100.0%	0	0.0%
527000	Prof & Specialized Svcs-Bdgt	0	641,791	657,653	641,791	100.0%	15,862	2.5%
528990	Other Bldg Maint Svcs	0	15,000	15,000	15,000	100.0%	0	0.0%
530310	Misc Facilities Rental	0	17,600	17,600	17,600	100.0%	0	0.0%
531990	Other Equipment Rentals	0	5,000	5,000	5,000	100.0%	0	0.0%
535310	Graphics	0	50,000	50,000	50,000	100.0%	0	0.0%
535520	Printing	0	350,000	350,000	350,000	100.0%	0	0.0%
535710	Subscriptions	0	9,000	9,000	9,000	100.0%	0	0.0%
535810	Advertising	0	100,000	100,000	100,000	100.0%	0	0.0%
535960	Software Licensing Fees	0	149,770	149,770	149,770	100.0%	0	0.0%



San Francisco Municipal Transportation Agency  
**Expenditure By Section By Fund By Account**  
 Budget Year 2019 and 2020

Account ID	Account Title	2018 Amended Budget	2019 Adopted Budget	2020 Adopted Budget	2019 Compared to 2018	2020 Compared to 2019
<b>DIVISION: 175644 MTACO Communications</b>						
<b>FUND:</b>	<b>22265 MTA OH OPR AGENCYWIDE NEW</b>					
535990	Other Current Expenses	0	10,000	10,000	10,000	100.0%
546990	Food	0	40,000	40,000	40,000	100.0%
549410	Minor Furnishings	0	2,500	2,500	2,500	100.0%
549500	Office Supply-Citywide Contrac	0	5,000	5,000	5,000	100.0%
549510	Other Office Supplies	0	25,000	25,000	25,000	100.0%
549770	Audio-Visual Equipt&Suppl-5K<	0	17,650	17,650	17,650	100.0%
549990	Other Materials & Supplies	0	22,000	22,000	22,000	100.0%
550010	Eqpmnt(5KOr_-Controlled Asset)	0	85,000	85,000	85,000	100.0%
552210	Fees Licenses Permits	0	300	300	300	100.0%
<b>FUND TOTAL:</b>	<b>MTA OH OPR AGENCYWIDE NEW</b>	<b>0</b>	<b>3,583,380</b>	<b>3,621,130</b>	<b>3,583,380</b>	<b>100.0%</b>
<b>FUND:</b>	<b>22770 MTA OH OPR AGENCYWIDE</b>					
501010	Perm Salaries-Misc-Regular	1,214,457	0	0	(1,214,457)	-100.0%
513010	Retire City Misc	232,037	0	0	(232,037)	-100.0%
514010	Social Security (Oasdi & Hi)	68,212	0	0	(68,212)	-100.0%
514020	Social Sec-Medicare(HI Only)	17,608	0	0	(17,608)	-100.0%
515010	Health Service-City Match	38,401	0	0	(38,401)	-100.0%
515710	Dependent Coverage	99,513	0	0	(99,513)	-100.0%
516010	Dental Coverage	14,528	0	0	(14,528)	-100.0%
517010	Unemployment Insurance	3,279	0	0	(3,279)	-100.0%
519110	Flexible Benefit Package	9,309	0	0	(9,309)	-100.0%
519120	Long Term Disability Insurance	3,063	0	0	(3,063)	-100.0%
521020	Travel Costs Paid To Vendors	115	0	0	(115)	-100.0%
521030	Air Travel - Employees	1,500	0	0	(1,500)	-100.0%
521050	Non-Air Travel - Employees	3,600	0	0	(3,600)	-100.0%
522020	Training Costs Paid To Vendors	75,000	0	0	(75,000)	-100.0%
523050	Employee Recognition	1,000	0	0	(1,000)	-100.0%
524010	Membership Fees	5,000	0	0	(5,000)	-100.0%
525010	Promotional & Entertainmnt Exp	46,250	0	0	(46,250)	-100.0%



San Francisco Municipal Transportation Agency  
**Expenditure By Section By Fund By Account**  
 Budget Year 2019 and 2020

Account ID	Account Title	2018 Amended Budget	2019 Adopted Budget	2020 Adopted Budget	2019 Compared to 2018	2020 Compared to 2019
<b>DIVISION: 175644 MTACO Communications</b>						
<b>FUND:</b>	<b>22770 MTA OH OPR AGENCYWIDE</b>					
526610	Interpreters	18,137	0	0	(18,137) -100.0%	0 0.0%
527000	Prof & Specialized Svcs-Bdgt	325,000	0	0	(325,000) -100.0%	0 0.0%
527990	Other Professional Services	250,000	0	0	(250,000) -100.0%	0 0.0%
530310	Misc Facilities Rental	6,000	0	0	(6,000) -100.0%	0 0.0%
531990	Other Equipment Rentals	5,000	0	0	(5,000) -100.0%	0 0.0%
535310	Graphics	50,000	0	0	(50,000) -100.0%	0 0.0%
535520	Printing	350,000	0	0	(350,000) -100.0%	0 0.0%
535710	Subscriptions	9,000	0	0	(9,000) -100.0%	0 0.0%
535810	Advertising	100,000	0	0	(100,000) -100.0%	0 0.0%
535960	Software Licensing Fees	149,770	0	0	(149,770) -100.0%	0 0.0%
535990	Other Current Expenses	950	0	0	(950) -100.0%	0 0.0%
546990	Food	40,000	0	0	(40,000) -100.0%	0 0.0%
549410	Minor Furnishings	2,500	0	0	(2,500) -100.0%	0 0.0%
549500	Office Supply-Citywide Contrac	5,000	0	0	(5,000) -100.0%	0 0.0%
549510	Other Office Supplies	25,000	0	0	(25,000) -100.0%	0 0.0%
549770	Audio-Visual Equipt&Suppl-5K<	17,650	0	0	(17,650) -100.0%	0 0.0%
549990	Other Materials & Supplies	22,000	0	0	(22,000) -100.0%	0 0.0%
550010	Eqpmnt(5KOr_-Controlled Asset)	85,000	0	0	(85,000) -100.0%	0 0.0%
552210	Fees Licenses Permits	3,000	0	0	(3,000) -100.0%	0 0.0%
<b>FUND TOTAL: MTA OH OPR AGENCYWIDE</b>		<b>3,296,879</b>	<b>0</b>	<b>0</b>	<b>(3,296,879) -100.0%</b>	<b>0 0.0%</b>
<b>SECTION TOTAL: MTACO Administration</b>		<b>3,296,879</b>	<b>3,583,380</b>	<b>3,621,130</b>	<b>286,501 8.7%</b>	<b>37,750 1.1%</b>
<b>SECTION:</b>	<b>207774 MTACO Community Relations</b>					
<b>FUND:</b>	<b>22265 MTA OH OPR AGENCYWIDE NEW</b>					
501010	Perm Salaries-Misc-Regular	0	835,186	841,610	835,186 100.0%	6,424 0.8%
509010	Premium Pay - Misc	0	2,011	2,011	2,011 100.0%	0 0.0%
513010	Retire City Misc	0	157,949	158,272	157,949 100.0%	323 0.2%
514010	Social Security (Oasdi & Hi)	0	48,721	49,762	48,721 100.0%	1,041 2.1%



San Francisco Municipal Transportation Agency  
**Expenditure By Section By Fund By Account**  
 Budget Year 2019 and 2020

Account ID	Account Title	2018 Amended Budget	2019 Adopted Budget	2020 Adopted Budget	2019 Compared to 2018	2020 Compared to 2019		
<b>DIVISION: 175644 MTACO Communications</b>								
<b>FUND:</b>	<b>22265 MTA OH OPR AGENCYWIDE NEW</b>							
514020	Social Sec-Medicare(HI Only)	0	12,141	12,233	12,141	100.0%	92	0.8%
515010	Health Service-City Match	0	27,934	29,805	27,934	100.0%	1,871	6.7%
515710	Dependent Coverage	0	71,244	76,014	71,244	100.0%	4,770	6.7%
516010	Dental Coverage	0	9,763	9,763	9,763	100.0%	0	0.0%
517010	Unemployment Insurance	0	2,259	2,279	2,259	100.0%	20	0.9%
519110	Flexible Benefit Package	0	9,382	10,010	9,382	100.0%	628	6.7%
519120	Long Term Disability Insurance	0	1,949	1,964	1,949	100.0%	15	0.8%
<b>FUND TOTAL: MTA OH OPR AGENCYWIDE NEW</b>		<b>0</b>	<b>1,178,539</b>	<b>1,193,723</b>	<b>1,178,539</b>	<b>100.0%</b>	<b>15,184</b>	<b>1.3%</b>
<b>FUND:</b>	<b>22770 MTA OH OPR AGENCYWIDE</b>							
501010	Perm Salaries-Misc-Regular	900,724	0	0	(900,724)	-100.0%	0	0.0%
509010	Premium Pay - Misc	2,011	0	0	(2,011)	-100.0%	0	0.0%
513010	Retire City Misc	174,747	0	0	(174,747)	-100.0%	0	0.0%
514010	Social Security (Oasdi & Hi)	52,815	0	0	(52,815)	-100.0%	0	0.0%
514020	Social Sec-Medicare(HI Only)	13,089	0	0	(13,089)	-100.0%	0	0.0%
515010	Health Service-City Match	35,069	0	0	(35,069)	-100.0%	0	0.0%
515710	Dependent Coverage	85,543	0	0	(85,543)	-100.0%	0	0.0%
516010	Dental Coverage	12,679	0	0	(12,679)	-100.0%	0	0.0%
517010	Unemployment Insurance	2,439	0	0	(2,439)	-100.0%	0	0.0%
519110	Flexible Benefit Package	9,053	0	0	(9,053)	-100.0%	0	0.0%
519120	Long Term Disability Insurance	2,233	0	0	(2,233)	-100.0%	0	0.0%
<b>FUND TOTAL: MTA OH OPR AGENCYWIDE</b>		<b>1,290,402</b>	<b>0</b>	<b>0</b>	<b>(1,290,402)</b>	<b>-100.0%</b>	<b>0</b>	<b>0.0%</b>
<b>SECTION TOTAL: MTACO Community Relations</b>		<b>1,290,402</b>	<b>1,178,539</b>	<b>1,193,723</b>	<b>(111,863)</b>	<b>-8.7%</b>	<b>15,184</b>	<b>1.3%</b>
<b>SECTION:</b>	<b>207775 MTACO Media Relations</b>							
<b>FUND:</b>	<b>22265 MTA OH OPR AGENCYWIDE NEW</b>							
501010	Perm Salaries-Misc-Regular	0	892,980	899,849	892,980	100.0%	6,869	0.8%
513010	Retire City Misc	0	169,183	169,529	169,183	100.0%	346	0.2%



San Francisco Municipal Transportation Agency  
**Expenditure By Section By Fund By Account**  
 Budget Year 2019 and 2020

Account ID	Account Title	2018 Amended Budget	2019 Adopted Budget	2020 Adopted Budget	2019 Compared to 2018	2020 Compared to 2019		
<b>DIVISION: 175644 MTACO Communications</b>								
<b>FUND:</b>	<b>22265 MTA OH OPR AGENCYWIDE NEW</b>							
514010	Social Security (Oasdi & Hi)	0	53,263	54,080	53,263	100.0%	817	1.5%
514020	Social Sec-Medicare(HI Only)	0	12,947	13,048	12,947	100.0%	101	0.8%
515010	Health Service-City Match	0	35,101	37,452	35,101	100.0%	2,351	6.7%
515710	Dependent Coverage	0	84,886	90,571	84,886	100.0%	5,685	6.7%
516010	Dental Coverage	0	11,751	11,751	11,751	100.0%	0	0.0%
517010	Unemployment Insurance	0	2,410	2,430	2,410	100.0%	20	0.8%
519110	Flexible Benefit Package	0	9,991	10,658	9,991	100.0%	667	6.7%
519120	Long Term Disability Insurance	0	2,214	2,231	2,214	100.0%	17	0.8%
<b>FUND TOTAL: MTA OH OPR AGENCYWIDE NEW</b>		<b>0</b>	<b>1,274,726</b>	<b>1,291,599</b>	<b>1,274,726</b>	<b>100.0%</b>	<b>16,873</b>	<b>1.3%</b>
<b>FUND:</b>	<b>22770 MTA OH OPR AGENCYWIDE</b>							
501010	Perm Salaries-Misc-Regular	857,837	0	0	(857,837)	-100.0%	0	0.0%
513010	Retire City Misc	163,803	0	0	(163,803)	-100.0%	0	0.0%
514010	Social Security (Oasdi & Hi)	51,789	0	0	(51,789)	-100.0%	0	0.0%
514020	Social Sec-Medicare(HI Only)	12,437	0	0	(12,437)	-100.0%	0	0.0%
515010	Health Service-City Match	33,760	0	0	(33,760)	-100.0%	0	0.0%
515710	Dependent Coverage	81,478	0	0	(81,478)	-100.0%	0	0.0%
516010	Dental Coverage	12,123	0	0	(12,123)	-100.0%	0	0.0%
517010	Unemployment Insurance	2,318	0	0	(2,318)	-100.0%	0	0.0%
519110	Flexible Benefit Package	9,574	0	0	(9,574)	-100.0%	0	0.0%
519120	Long Term Disability Insurance	2,157	0	0	(2,157)	-100.0%	0	0.0%
<b>FUND TOTAL: MTA OH OPR AGENCYWIDE</b>		<b>1,227,276</b>	<b>0</b>	<b>0</b>	<b>(1,227,276)</b>	<b>-100.0%</b>	<b>0</b>	<b>0.0%</b>
<b>SECTION TOTAL: MTACO Media Relations</b>		<b>1,227,276</b>	<b>1,274,726</b>	<b>1,291,599</b>	<b>47,450</b>	<b>3.9%</b>	<b>16,873</b>	<b>1.3%</b>
<b>SECTION:</b>	<b>208666 MTACO Office of EEO</b>							
<b>FUND:</b>	<b>22770 MTA OH OPR AGENCYWIDE</b>							
501010	Perm Salaries-Misc-Regular	123,295	0	0	(123,295)	-100.0%	0	0.0%
513010	Retire City Misc	23,141	0	0	(23,141)	-100.0%	0	0.0%



San Francisco Municipal Transportation Agency  
**Expenditure By Section By Fund By Account**  
 Budget Year 2019 and 2020

Account ID	Account Title	2018 Amended Budget	2019 Adopted Budget	2020 Adopted Budget	2019 Compared to 2018	2020 Compared to 2019
<b>DIVISION: 175644 MTACO Communications</b>						
<b>FUND: 22770 MTA OH OPR AGENCYWIDE</b>						
514010	Social Security (Oasdi & Hi)	7,644	0	0	(7,644) -100.0%	0 0.0%
514020	Social Sec-Medicare(HI Only)	1,788	0	0	(1,788) -100.0%	0 0.0%
515010	Health Service-City Match	3,964	0	0	(3,964) -100.0%	0 0.0%
515710	Dependent Coverage	8,347	0	0	(8,347) -100.0%	0 0.0%
516010	Dental Coverage	1,262	0	0	(1,262) -100.0%	0 0.0%
517010	Unemployment Insurance	333	0	0	(333) -100.0%	0 0.0%
519120	Long Term Disability Insurance	482	0	0	(482) -100.0%	0 0.0%
<b>FUND TOTAL: MTA OH OPR AGENCYWIDE</b>		<b>170,256</b>	<b>0</b>	<b>0</b>	<b>(170,256) -100.0%</b>	<b>0 0.0%</b>
<b>SECTION TOTAL: MTACO Office of EEO</b>		<b>170,256</b>	<b>0</b>	<b>0</b>	<b>(170,256) -100.0%</b>	<b>0 0.0%</b>
<b>MTACO CommunicationsTotals</b>		<b>7,328,616</b>	<b>6,974,244</b>	<b>7,054,976</b>	<b>(354,372) -4.8%</b>	<b>80,732 1.2%</b>





San Francisco Municipal Transportation Agency

Position by Division by Class

Budget Year 2019 and 2020

Class	Job Class Title	2018 Amended Budget	2019 Adopted Budget	2020 Adopted Budget	2019 Compared to 2018	2020 Compared to 2019
<b>DIVISION: 175644 MTACO Communications</b>						
1051_C	IS Business Analyst-Assistant	1.00	1.00	1.00	0.00	0.00
1052_C	IS Business Analyst	0.00	1.00	1.00	1.00	0.00
1053_C	IS Business Analyst-Senior	1.00	0.00	0.00	(1.00)	0.00
1231_C	EEO Programs Senior Specialist	1.00	0.00	0.00	(1.00)	0.00
1310_C	Public Relations Assistant	3.00	2.00	2.00	(1.00)	0.00
1312_C	Public Information Officer	11.00	10.00	10.00	(1.00)	0.00
1314_C	Public Relations Officer	7.00	6.00	6.00	(1.00)	0.00
1450_C	Executive Secretary I	1.00	1.00	1.00	0.00	0.00
1452_C	Executive Secretary II	1.00	1.00	1.00	0.00	0.00
1770_C	Photographer	1.00	1.00	1.00	0.00	0.00
1822_C	Administrative Analyst	0.00	1.00	1.00	1.00	0.00
1823_C	Senior Administrative Analyst	2.00	2.00	2.00	0.00	0.00
1844_C	Senior Management Assistant	1.00	1.00	1.00	0.00	0.00
3554_C	Associate Museum Registrar	0.00	1.00	1.00	1.00	0.00
5288_C	Transportation Planner II	0.00	1.00	1.00	1.00	0.00
5320_C	Illustrator And Art Designer	2.00	1.00	1.00	(1.00)	0.00
5322_C	Graphic Artist	1.00	1.00	1.00	0.00	0.00
5330_C	Graphics Supervisor	0.00	1.00	1.00	1.00	0.00
9122_C	Transit Information Clerk	2.00	2.00	2.00	0.00	0.00
9124_C	Senior Transit Information Clerk	1.00	1.00	1.00	0.00	0.00
9172_C	Manager II, Municipal Transportation Age	2.00	1.00	1.00	(1.00)	0.00
9174_C	Manager IV, Municipal Transportation Age	2.00	1.00	1.00	(1.00)	0.00
9177_C	Manager III, Municipal Transportation Ag	0.00	1.00	1.00	1.00	0.00
9179_C	Manager V, Municipal Transportation Agen	2.00	3.00	3.00	1.00	0.00
9183_C	Deputy Director I, Municipal Transportat	1.00	1.00	1.00	0.00	0.00
9920_C	Public Service Aide - Assistant To Profe	2.00	0.00	0.00	(2.00)	0.00
9993M_Z	Attrition Savings - Miscellaneous	(1.89)	(1.94)	(1.94)	(0.05)	0.00
TEMPM_	Temporary - Miscellaneous	1.25	1.21	1.17	(0.04)	(0.04)
<b>DIVISION TOTAL: MTACO Communications</b>		<b>44.36</b>	<b>41.27</b>	<b>41.23</b>	<b>(3.09)</b>	<b>(0.04)</b>



San Francisco Municipal Transportation Agency

Position by Division by Section by Fund

Budget Year 2019 and 2020

Class	Job Class Title	2018 Amended Budget	2019 Adopted Budget	2020 Adopted Budget	2019 Compared to 2018	2020 Compared to 2019
<b>DIVISION: 175644 MTACO Communications</b>						
<b>SECTION: 175645 MTACO Communications-Marketing</b>						
<b>FUND: 22265 MTA OH OPR AGENCYWIDE NEW</b>						
1051_C	IS Business Analyst-Assistant	0.00	1.00	1.00	1.00	0.00
1052_C	IS Business Analyst	0.00	1.00	1.00	1.00	0.00
1312_C	Public Information Officer	0.00	1.00	1.00	1.00	0.00
1770_C	Photographer	0.00	1.00	1.00	1.00	0.00
5320_C	Illustrator And Art Designer	0.00	1.00	1.00	1.00	0.00
5330_C	Graphics Supervisor	0.00	1.00	1.00	1.00	0.00
9177_C	Manager III, Municipal Transportation Ag	0.00	1.00	1.00	1.00	0.00
9993M_Z	Attrition Savings - Miscellaneous	0.00	(0.99)	(0.99)	(0.99)	0.00
TEMPM_	Temporary - Miscellaneous	0.00	1.21	1.17	1.21	(0.04)
<b>FUND TOTAL: MTA OH OPR AGENCYWIDE NEW</b>		<b>0.00</b>	<b>7.22</b>	<b>7.18</b>	<b>7.22</b>	<b>(0.04)</b>
<b>FUND: 22305 MTA TS OPR PROJ SUP-PSF NEW</b>						
1310_C	Public Relations Assistant	0.00	1.00	1.00	1.00	0.00
1312_C	Public Information Officer	0.00	5.00	5.00	5.00	0.00
5322_C	Graphic Artist	0.00	1.00	1.00	1.00	0.00
<b>FUND TOTAL: MTA TS OPR PROJ SUP-PSF NEW</b>		<b>0.00</b>	<b>7.00</b>	<b>7.00</b>	<b>7.00</b>	<b>0.00</b>
<b>FUND: 22310 MTA TS OPR PROJ SUP-PSF</b>						
1310_C	Public Relations Assistant	1.00	0.00	0.00	(1.00)	0.00
1312_C	Public Information Officer	5.00	0.00	0.00	(5.00)	0.00
5322_C	Graphic Artist	1.00	0.00	0.00	(1.00)	0.00
<b>FUND TOTAL: MTA TS OPR PROJ SUP-PSF</b>		<b>7.00</b>	<b>0.00</b>	<b>0.00</b>	<b>(7.00)</b>	<b>0.00</b>
<b>FUND: 22770 MTA OH OPR AGENCYWIDE</b>						
1051_C	IS Business Analyst-Assistant	1.00	0.00	0.00	(1.00)	0.00
1053_C	IS Business Analyst-Senior	1.00	0.00	0.00	(1.00)	0.00
1312_C	Public Information Officer	1.00	0.00	0.00	(1.00)	0.00
1770_C	Photographer	1.00	0.00	0.00	(1.00)	0.00
5320_C	Illustrator And Art Designer	2.00	0.00	0.00	(2.00)	0.00
9172_C	Manager II, Municipal Transportation Age	1.00	0.00	0.00	(1.00)	0.00
9993M_Z	Attrition Savings - Miscellaneous	(0.94)	0.00	0.00	0.94	0.00



San Francisco Municipal Transportation Agency

Position by Division by Section by Fund

Budget Year 2019 and 2020

Class	Job Class Title	2018 Amended Budget	2019 Adopted Budget	2020 Adopted Budget	2019 Compared to 2018	2020 Compared to 2019
<b>DIVISION: 175644 MTACO Communications</b>						
<b>FUND: 22770</b>	<b>MTA OH OPR AGENCYWIDE</b>					
TEMPM_	Temporary - Miscellaneous	1.25	0.00	0.00	(1.25)	0.00
<b>FUND TOTAL:</b>	<b>MTA OH OPR AGENCYWIDE</b>	<b>7.31</b>	<b>0.00</b>	<b>0.00</b>	<b>(7.31)</b>	<b>0.00</b>
<b>SECTION TOTAL: MTACO Communications-Marketing</b>		<b>14.31</b>	<b>14.22</b>	<b>14.18</b>	<b>(0.09)</b>	<b>(0.04)</b>
<b>SECTION: 207773 MTACO Administration</b>						
<b>FUND: 22265</b>	<b>MTA OH OPR AGENCYWIDE NEW</b>					
1312_C	Public Information Officer	0.00	1.00	1.00	1.00	0.00
1314_C	Public Relations Officer	0.00	4.00	4.00	4.00	0.00
1450_C	Executive Secretary I	0.00	1.00	1.00	1.00	0.00
1452_C	Executive Secretary II	0.00	1.00	1.00	1.00	0.00
1822_C	Administrative Analyst	0.00	1.00	1.00	1.00	0.00
1823_C	Senior Administrative Analyst	0.00	1.00	1.00	1.00	0.00
9179_C	Manager V, Municipal Transportation Agen	0.00	1.00	1.00	1.00	0.00
9183_C	Deputy Director I, Municipal Transportat	0.00	1.00	1.00	1.00	0.00
9993M_Z	Attrition Savings - Miscellaneous	0.00	(0.28)	(0.28)	(0.28)	0.00
<b>FUND TOTAL:</b>	<b>MTA OH OPR AGENCYWIDE NEW</b>	<b>0.00</b>	<b>10.72</b>	<b>10.72</b>	<b>10.72</b>	<b>0.00</b>
<b>FUND: 22770</b>	<b>MTA OH OPR AGENCYWIDE</b>					
1312_C	Public Information Officer	2.00	0.00	0.00	(2.00)	0.00
1314_C	Public Relations Officer	4.00	0.00	0.00	(4.00)	0.00
1450_C	Executive Secretary I	1.00	0.00	0.00	(1.00)	0.00
1452_C	Executive Secretary II	1.00	0.00	0.00	(1.00)	0.00
1823_C	Senior Administrative Analyst	1.00	0.00	0.00	(1.00)	0.00
9179_C	Manager V, Municipal Transportation Agen	1.00	0.00	0.00	(1.00)	0.00
9183_C	Deputy Director I, Municipal Transportat	1.00	0.00	0.00	(1.00)	0.00
9993M_Z	Attrition Savings - Miscellaneous	(0.32)	0.00	0.00	0.32	0.00
<b>FUND TOTAL:</b>	<b>MTA OH OPR AGENCYWIDE</b>	<b>10.68</b>	<b>0.00</b>	<b>0.00</b>	<b>(10.68)</b>	<b>0.00</b>
<b>SECTION TOTAL: MTACO Administration</b>		<b>10.68</b>	<b>10.72</b>	<b>10.72</b>	<b>0.04</b>	<b>0.00</b>

**SECTION: 207774 MTACO Community Relations**



San Francisco Municipal Transportation Agency

Position by Division by Section by Fund

Budget Year 2019 and 2020

Class	Job Class Title	2018 Amended Budget	2019 Adopted Budget	2020 Adopted Budget	2019 Compared to 2018	2020 Compared to 2019
<b>DIVISION: 175644 MTACO Communications</b>						
<b>FUND:</b>	<b>22265 MTA OH OPR AGENCYWIDE NEW</b>					
1310_C	Public Relations Assistant	0.00	1.00	1.00	1.00	0.00
1312_C	Public Information Officer	0.00	1.00	1.00	1.00	0.00
1314_C	Public Relations Officer	0.00	2.00	2.00	2.00	0.00
1844_C	Senior Management Assistant	0.00	1.00	1.00	1.00	0.00
5288_C	Transportation Planner II	0.00	1.00	1.00	1.00	0.00
9174_C	Manager IV, Municipal Transportation Age	0.00	1.00	1.00	1.00	0.00
9179_C	Manager V, Municipal Transportation Agen	0.00	1.00	1.00	1.00	0.00
9993M_Z	Attrition Savings - Miscellaneous	0.00	(0.64)	(0.64)	(0.64)	0.00
<b>FUND TOTAL:</b>	<b>MTA OH OPR AGENCYWIDE NEW</b>	<b>0.00</b>	<b>7.36</b>	<b>7.36</b>	<b>7.36</b>	<b>0.00</b>
<b>FUND:</b>	<b>22770 MTA OH OPR AGENCYWIDE</b>					
1310_C	Public Relations Assistant	1.00	0.00	0.00	(1.00)	0.00
1312_C	Public Information Officer	1.00	0.00	0.00	(1.00)	0.00
1314_C	Public Relations Officer	3.00	0.00	0.00	(3.00)	0.00
1844_C	Senior Management Assistant	1.00	0.00	0.00	(1.00)	0.00
9174_C	Manager IV, Municipal Transportation Age	1.00	0.00	0.00	(1.00)	0.00
9179_C	Manager V, Municipal Transportation Agen	1.00	0.00	0.00	(1.00)	0.00
9920_C	Public Service Aide - Assistant To Profe	2.00	0.00	0.00	(2.00)	0.00
9993M_Z	Attrition Savings - Miscellaneous	(0.61)	0.00	0.00	0.61	0.00
<b>FUND TOTAL:</b>	<b>MTA OH OPR AGENCYWIDE</b>	<b>9.39</b>	<b>0.00</b>	<b>0.00</b>	<b>(9.39)</b>	<b>0.00</b>
<b>SECTION TOTAL: MTACO Community Relations</b>		<b>9.39</b>	<b>7.36</b>	<b>7.36</b>	<b>(2.03)</b>	<b>0.00</b>
<b>SECTION: 207775 MTACO Media Relations</b>						
<b>FUND:</b>	<b>22265 MTA OH OPR AGENCYWIDE NEW</b>					
1312_C	Public Information Officer	0.00	2.00	2.00	2.00	0.00
1823_C	Senior Administrative Analyst	0.00	1.00	1.00	1.00	0.00
3554_C	Associate Museum Registrar	0.00	1.00	1.00	1.00	0.00
9122_C	Transit Information Clerk	0.00	2.00	2.00	2.00	0.00
9124_C	Senior Transit Information Clerk	0.00	1.00	1.00	1.00	0.00
9172_C	Manager II, Municipal Transportation Age	0.00	1.00	1.00	1.00	0.00
9179_C	Manager V, Municipal Transportation Agen	0.00	1.00	1.00	1.00	0.00



San Francisco Municipal Transportation Agency

Position by Division by Section by Fund

Budget Year 2019 and 2020

Class	Job Class Title	2018 Amended Budget	2019 Adopted Budget	2020 Adopted Budget	2019 Compared to 2018	2020 Compared to 2019
<b>DIVISION: 175644 MTACO Communications</b>						
<b>FUND: 22265</b>	<b>MTA OH OPR AGENCYWIDE NEW</b>					
9993M_Z	Attrition Savings - Miscellaneous	0.00	(0.03)	(0.03)	(0.03)	0.00
<b>FUND TOTAL:</b>	<b>MTA OH OPR AGENCYWIDE NEW</b>	<b>0.00</b>	<b>8.97</b>	<b>8.97</b>	<b>8.97</b>	<b>0.00</b>
<b>FUND: 22770</b>	<b>MTA OH OPR AGENCYWIDE</b>					
1310_C	Public Relations Assistant	1.00	0.00	0.00	(1.00)	0.00
1312_C	Public Information Officer	2.00	0.00	0.00	(2.00)	0.00
1823_C	Senior Administrative Analyst	1.00	0.00	0.00	(1.00)	0.00
9122_C	Transit Information Clerk	2.00	0.00	0.00	(2.00)	0.00
9124_C	Senior Transit Information Clerk	1.00	0.00	0.00	(1.00)	0.00
9172_C	Manager II, Municipal Transportation Age	1.00	0.00	0.00	(1.00)	0.00
9174_C	Manager IV, Municipal Transportation Age	1.00	0.00	0.00	(1.00)	0.00
9993M_Z	Attrition Savings - Miscellaneous	(0.02)	0.00	0.00	0.02	0.00
<b>FUND TOTAL:</b>	<b>MTA OH OPR AGENCYWIDE</b>	<b>8.98</b>	<b>0.00</b>	<b>0.00</b>	<b>(8.98)</b>	<b>0.00</b>
<b>SECTION TOTAL: MTACO Media Relations</b>		<b>8.98</b>	<b>8.97</b>	<b>8.97</b>	<b>(0.01)</b>	<b>0.00</b>
<b>SECTION: 208666 MTACO Office of EEO</b>						
<b>FUND: 22770</b>	<b>MTA OH OPR AGENCYWIDE</b>					
1231_C	EEO Programs Senior Specialist	1.00	0.00	0.00	(1.00)	0.00
<b>FUND TOTAL:</b>	<b>MTA OH OPR AGENCYWIDE</b>	<b>1.00</b>	<b>0.00</b>	<b>0.00</b>	<b>(1.00)</b>	<b>0.00</b>
<b>SECTION TOTAL: MTACO Office of EEO</b>		<b>1.00</b>	<b>0.00</b>	<b>0.00</b>	<b>(1.00)</b>	<b>0.00</b>
<b>DIVISION TOTAL: MTACO Communications</b>		<b>44.36</b>	<b>41.27</b>	<b>41.23</b>	<b>(3.09)</b>	<b>(0.04)</b>



# Director of Transportation

## MISSION

The Director of Transportation provides overall management, leadership, and direction to the ten (10) Operations and Administrative divisions that comprise the San Francisco Municipal Transportation Agency (SFMTA). Specifically, the Director of Transportation ensures all divisions and sections work effectively to serve our community by providing high quality, responsive and reliable public transportation for San Francisco and the Bay Area region.



San Francisco Municipal Transportation Agency  
**Expenditure Account and Description**

Budget Year 2019 and 2020

Account ID	Account Title	Description
<b>MTAED - DIRECTOR OF TRANSPORTATION</b>		
501010	<a href="#">Perm Salaries-Misc-Regular</a>	Appropriation for permanent salaries reflects all regular job class positions budgeted in SFMTA's two-year operating budget. With the implementation of the new Financial System Project (FSP) in FY 2018, the City remapped its chart of accounts and this line item now consolidates all salary budget in one chart of account that includes miscellaneous employees, platform employees and temporary salaries.
513010	<a href="#">Retire City Misc</a>	The San Francisco Employees' Retirement System is funded on a cost-sharing basis with a combination of employee contributions, employer contributions, and investment earnings from the retirement fund. This line item reflects the cost of contributions the City makes as the employer to the retirement fund for positions budgeted in this organizational area. The employer contribution is set in three tiers with different maximum salary rate thresholds resulting in different retirement rates to be paid by the city. This structure is based on Proposition C passed in November 2011 that adjusted the City retirement contribution to reflect cost differences based on wages.
514010	<a href="#">Social Security (Oasdi &amp; Hi)</a>	Mandatory employer contribution to Social Security benefit is 6.20% of annual salaries budgeted.
514020	<a href="#">Social Sec-Medicare(HI Only)</a>	Mandatory employer contribution to Medicare is 1.45% of annual salaries budgeted.
515010	<a href="#">Health Service-City Match</a>	The City Charter requires employer contribution to the Health Service Trust Fund that covers health insurance costs for current and retired City employees and their dependents. This line item represents health insurance coverage for current employees.
515710	<a href="#">Dependent Coverage</a>	This line item represents employer contribution to the Health Service Trust Fund that covers health insurance costs for the dependents of current and retired employees. The budget is based on MOUs and Health Service enrollment records.
516010	<a href="#">Dental Coverage</a>	Required by the City Charter, this line item represents employer contribution to dental insurance for current and retired City employees and their dependents.
517010	<a href="#">Unemployment Insurance</a>	Mandated by the State of California, the City must budget for unemployment insurance coverage for its employees. The City reimburses the State for any unemployment benefits paid to former City employees. The Controller's Budget Office updates this rate upon review of the balance in the unemployment insurance fund.
519110	<a href="#">Flexible Benefit Package</a>	This account is used to record the cost of flexible benefit plans that are currently authorized for members of MEA and MAA.
519120	<a href="#">Long Term Disability Insurance</a>	This line item covers Long Term Disability Insurance for most of the labor unions.
521010	<a href="#">Travel Costs Paid To Employees</a>	This account records travel expense reimbursement paid to employees.
521020	<a href="#">Travel Costs Paid To Vendors</a>	Airfares for business trip is handled by contracted City vendors and this account records service fees paid to those vendors.
521030	<a href="#">Air Travel - Employees</a>	Pursuant to Executive Order 07-13, 13% of the City's air travel budget will be used to purchase carbon offsets through the Department of the Environment. This appropriation is for airfare purchase only.
521050	<a href="#">Non-Air Travel - Employees</a>	This account records non-air travel expenses such as conference registration fees and employee travel expense reimbursement payout.
522020	<a href="#">Training Costs Paid To Vendors</a>	This line item records payments made to companies or organizations who provide professional training to SFMTA divisions and employees upon requests.
524010	<a href="#">Membership Fees</a>	Section 16.6 of the San Francisco Administrative Code lists allowable membership organizations for the City departments. This appropriation funds professional organization membership fees.
525010	<a href="#">Promotional &amp; Entertainmnt Exp</a>	This line item funds various sponsorship programs under the Transportation Director's Office.
527000	<a href="#">Prof &amp; Specialized Svcs-Bdgt</a>	This account covers as-needed professional services.
527990	<a href="#">Other Professional Services</a>	This account covers miscellaneous professional services.
530310	<a href="#">Misc Facilities Rental</a>	This line item funds facility and conference room rental expenses.



San Francisco Municipal Transportation Agency  
**Expenditure Account and Description**

Budget Year 2019 and 2020

Account ID	Account Title	Description
531350	<a href="#">Reproduction Copier Store Prog</a>	This appropriation funds copy machine lease program with Xerox Corporation for services covering delivery, installation, full-service maintenance and repair parts supplies.
535210	<a href="#">Freight-Delivery</a>	This budget funds shipping and delivery charges.
535520	<a href="#">Printing</a>	This appropriation funds various printing jobs such as SFMTA Board documents, brochures and booklets, permit decals and stickers, signs and posters, maps and other promotional items or publications.
535710	<a href="#">Subscriptions</a>	This line item funds digital or non-digital subscription membership fees.
535990	<a href="#">Other Current Expenses</a>	This appropriation funds various short-term or one-time operating expenses.
540000	<a href="#">Materials &amp; Supplies-Budget</a>	This line item funds as-needed materials and supplies.
549210	<a href="#">Data Processing Supplies</a>	This budget is for computer and data processing supplies.
549500	<a href="#">Office Supply-Citywide Contrac</a>	This budget is for purchase of office supplies covered under Citywide umbrella contracts.
550010	<a href="#">Eqpmnt(5KOr_-Controlled Asset)</a>	This account is for equipment purchase with unit price under \$5,000.
551140	<a href="#">Workers' Comp-Med Emplye Reimb</a>	This appropriation funds worker's compensation claims for employees budgeted under this organizational area.
581870	<a href="#">GF-City Hall Fellows Program</a>	This work order supports two internship positions under the City Hall Fellowship Program. The budget is moved to Agency Wide Division in FY 2019 and FY 2020.





San Francisco Municipal Transportation Agency  
**Expenditure By Division By Account**  
 Budget Year 2019 and 2020

Account ID	Account Title	2018 Amended Budget	2019 Adopted Budget	2020 Adopted Budget	2019 Compared to 2018	2020 Compared to 2019
<b>DIVISION: MTAED Director of Transportation</b>						
501010	Perm Salaries-Misc-Regular	606,218	392,531	395,549	(213,687) -35.2%	3,018 0.8%
513010	Retire City Misc	114,212	73,551	73,697	(40,661) -35.6%	146 0.2%
514010	Social Security (Oasdi & Hi)	20,253	12,707	13,108	(7,546) -37.3%	401 3.2%
514020	Social Sec-Medicare(HI Only)	8,790	5,692	5,735	(3,098) -35.2%	43 0.8%
515010	Health Service-City Match	9,724	6,377	6,805	(3,347) -34.4%	428 6.7%
515710	Dependent Coverage	26,787	17,923	19,124	(8,864) -33.1%	1,201 6.7%
516010	Dental Coverage	3,903	2,363	2,363	(1,540) -39.5%	0 0.0%
517010	Unemployment Insurance	1,637	1,060	1,068	(577) -35.2%	8 0.8%
519110	Flexible Benefit Package	4,444	(368)	(392)	(4,812) -108.3%	(24) 6.5%
519120	Long Term Disability Insurance	350	360	363	10 2.9%	3 0.8%
521010	Travel Costs Paid To Employees	3,279	1,000	1,000	(2,279) -69.5%	0 0.0%
521020	Travel Costs Paid To Vendors	695	300	300	(395) -56.8%	0 0.0%
521030	Air Travel - Employees	1,800	2,000	2,000	200 11.1%	0 0.0%
521050	Non-Air Travel - Employees	1,509	2,500	2,500	991 65.7%	0 0.0%
522020	Training Costs Paid To Vendors	3,987	1,000	1,000	(2,987) -74.9%	0 0.0%
524010	Membership Fees	164,626	200,000	200,000	35,374 21.5%	0 0.0%
525010	Promotional & Entertainmnt Exp	2,627	2,627	2,627	0 0.0%	0 0.0%
527000	Prof & Specialized Svcs-Bdgt	450,000	79,945	79,945	(370,055) -82.2%	0 0.0%
527990	Other Professional Services	6,304	15,000	15,000	8,696 137.9%	0 0.0%
530310	Misc Facilities Rental	0	2,000	2,000	2,000 100.0%	0 0.0%
531350	Reproduction Copier Store Prog	16,454	5,000	5,000	(11,454) -69.6%	0 0.0%
535210	Freight-Delivery	1,749	500	500	(1,249) -71.4%	0 0.0%
535520	Printing	3,884	1,000	1,000	(2,884) -74.3%	0 0.0%
535710	Subscriptions	1,582	500	500	(1,082) -68.4%	0 0.0%



San Francisco Municipal Transportation Agency  
**Expenditure By Division By Account**  
 Budget Year 2019 and 2020

Account ID	Account Title	2018 Amended Budget	2019 Adopted Budget	2020 Adopted Budget	2019 Compared to 2018	2020 Compared to 2019
<b>DIVISION: MTAED Director of Transportation</b>						
535990	Other Current Expenses	2,552	2,000	2,000	(552) -21.6%	0 0.0%
540000	Materials & Supplies-Budget	19,000	5,000	5,000	(14,000) -73.7%	0 0.0%
549210	Data Processing Supplies	685	685	685	0 0.0%	0 0.0%
549500	Office Supply-Citywide Contrac	0	3,550	3,550	3,550 100.0%	0 0.0%
550010	Eqmnt(5KOr_-Controlled Asset)	326	0	0	(326) -100.0%	0 0.0%
551140	Workers' Comp-Med Emplie Reimb	383	0	0	(383) -100.0%	0 0.0%
581870	GF-City Hall Fellows Program	276,000	0	0	(276,000) -100.0%	0 0.0%
<b>MTAED Director of Transportation Totals</b>		<b>1,753,760</b>	<b>836,803</b>	<b>842,027</b>	<b>(916,957) -52.3%</b>	<b>5,224 0.6%</b>



San Francisco Municipal Transportation Agency  
**Expenditure By Section By Fund By Account**  
 Budget Year 2019 and 2020

Account ID	Account Title	2018 Amended Budget	2019 Adopted Budget	2020 Adopted Budget	2019 Compared to 2018	2020 Compared to 2019		
<b>DIVISION: 103776 MTAED Director of Transportation</b>								
<b>SECTION: 138701 MTAED Office Of Dir of Transportation</b>								
<b>FUND: 22265 MTA OH OPR AGENCYWIDE NEW</b>								
501010	Perm Salaries-Misc-Regular	0	392,531	395,549	392,531	100.0%	3,018	0.8%
513010	Retire City Misc	0	73,551	73,697	73,551	100.0%	146	0.2%
514010	Social Security (Oasdi & Hi)	0	12,707	13,108	12,707	100.0%	401	3.2%
514020	Social Sec-Medicare(HI Only)	0	5,692	5,735	5,692	100.0%	43	0.8%
515010	Health Service-City Match	0	6,377	6,805	6,377	100.0%	428	6.7%
515710	Dependent Coverage	0	17,923	19,124	17,923	100.0%	1,201	6.7%
516010	Dental Coverage	0	2,363	2,363	2,363	100.0%	0	0.0%
517010	Unemployment Insurance	0	1,060	1,068	1,060	100.0%	8	0.8%
519110	Flexible Benefit Package	0	(368)	(392)	(368)	0.0%	(24)	6.5%
519120	Long Term Disability Insurance	0	360	363	360	100.0%	3	0.8%
521010	Travel Costs Paid To Employees	0	1,000	1,000	1,000	100.0%	0	0.0%
521020	Travel Costs Paid To Vendors	0	300	300	300	100.0%	0	0.0%
521030	Air Travel - Employees	0	2,000	2,000	2,000	100.0%	0	0.0%
521050	Non-Air Travel - Employees	0	2,500	2,500	2,500	100.0%	0	0.0%
522020	Training Costs Paid To Vendors	0	1,000	1,000	1,000	100.0%	0	0.0%
524010	Membership Fees	0	200,000	200,000	200,000	100.0%	0	0.0%
525010	Promotional & Entertainmnt Exp	0	2,627	2,627	2,627	100.0%	0	0.0%
527000	Prof & Specialized Svcs-Bdgt	0	79,945	79,945	79,945	100.0%	0	0.0%
527990	Other Professional Services	0	15,000	15,000	15,000	100.0%	0	0.0%
530310	Misc Facilities Rental	0	2,000	2,000	2,000	100.0%	0	0.0%
531350	Reproduction Copier Store Prog	0	5,000	5,000	5,000	100.0%	0	0.0%
535210	Freight-Delivery	0	500	500	500	100.0%	0	0.0%
535520	Printing	0	1,000	1,000	1,000	100.0%	0	0.0%
535710	Subscriptions	0	500	500	500	100.0%	0	0.0%
535990	Other Current Expenses	0	2,000	2,000	2,000	100.0%	0	0.0%
540000	Materials & Supplies-Budget	0	5,000	5,000	5,000	100.0%	0	0.0%
549210	Data Processing Supplies	0	685	685	685	100.0%	0	0.0%



San Francisco Municipal Transportation Agency  
**Expenditure By Section By Fund By Account**  
 Budget Year 2019 and 2020

Account ID	Account Title	2018 Amended Budget	2019 Adopted Budget	2020 Adopted Budget	2019 Compared to 2018	2020 Compared to 2019
<b>DIVISION: 103776 MTAED Director of Transportation</b>						
<b>FUND: 22265</b>	<b>MTA OH OPR AGENCYWIDE NEW</b>					
549500	Office Supply-Citywide Contrac	0	3,550	3,550	3,550	100.0%
<b>FUND TOTAL: MTA OH OPR AGENCYWIDE NEW</b>		<b>0</b>	<b>836,803</b>	<b>842,027</b>	<b>836,803</b>	<b>100.0%</b>
<b>FUND: 22770</b>	<b>MTA OH OPR AGENCYWIDE</b>					
501010	Perm Salaries-Misc-Regular	606,218	0	0	(606,218)	-100.0%
513010	Retire City Misc	114,212	0	0	(114,212)	-100.0%
514010	Social Security (Oasdi & Hi)	20,253	0	0	(20,253)	-100.0%
514020	Social Sec-Medicare(HI Only)	8,790	0	0	(8,790)	-100.0%
515010	Health Service-City Match	9,724	0	0	(9,724)	-100.0%
515710	Dependent Coverage	26,787	0	0	(26,787)	-100.0%
516010	Dental Coverage	3,903	0	0	(3,903)	-100.0%
517010	Unemployment Insurance	1,637	0	0	(1,637)	-100.0%
519110	Flexible Benefit Package	4,444	0	0	(4,444)	-100.0%
519120	Long Term Disability Insurance	350	0	0	(350)	-100.0%
521010	Travel Costs Paid To Employees	3,279	0	0	(3,279)	-100.0%
521020	Travel Costs Paid To Vendors	695	0	0	(695)	-100.0%
521030	Air Travel - Employees	1,800	0	0	(1,800)	-100.0%
521050	Non-Air Travel - Employees	1,509	0	0	(1,509)	-100.0%
522020	Training Costs Paid To Vendors	3,987	0	0	(3,987)	-100.0%
524010	Membership Fees	164,626	0	0	(164,626)	-100.0%
525010	Promotional & Entertainmnt Exp	2,627	0	0	(2,627)	-100.0%
527000	Prof & Specialized Svcs-Bdgt	450,000	0	0	(450,000)	-100.0%
527990	Other Professional Services	6,304	0	0	(6,304)	-100.0%
531350	Reproduction Copier Store Prog	16,454	0	0	(16,454)	-100.0%
535210	Freight-Delivery	1,749	0	0	(1,749)	-100.0%
535520	Printing	3,884	0	0	(3,884)	-100.0%
535710	Subscriptions	1,582	0	0	(1,582)	-100.0%
535990	Other Current Expenses	2,552	0	0	(2,552)	-100.0%
540000	Materials & Supplies-Budget	19,000	0	0	(19,000)	-100.0%



San Francisco Municipal Transportation Agency  
**Expenditure By Section By Fund By Account**  
 Budget Year 2019 and 2020

Account ID	Account Title	2018 Amended Budget	2019 Adopted Budget	2020 Adopted Budget	2019 Compared to 2018	2020 Compared to 2019
<b>DIVISION: 103776 MTAED Director of Transportation</b>						
<b>FUND: 22770 MTA OH OPR AGENCYWIDE</b>						
549210	Data Processing Supplies	685	0	0	(685) -100.0%	0 0.0%
550010	Eqpmnt(5KOr_-Controlled Asset)	326	0	0	(326) -100.0%	0 0.0%
551140	Workers' Comp-Med Emplie Reimb	383	0	0	(383) -100.0%	0 0.0%
581870	GF-City Hall Fellows Program	276,000	0	0	(276,000) -100.0%	0 0.0%
<b>FUND TOTAL: MTA OH OPR AGENCYWIDE</b>		<b>1,753,760</b>	<b>0</b>	<b>0</b>	<b>(1,753,760) -100.0%</b>	<b>0 0.0%</b>
<b>SECTION TOTAL: MTAED Office Of Dir of Transportation</b>		<b>1,753,760</b>	<b>836,803</b>	<b>842,027</b>	<b>(916,957) -52.3%</b>	<b>5,224 0.6%</b>
<b>MTAED Director of TransportationTotals</b>		<b>1,753,760</b>	<b>836,803</b>	<b>842,027</b>	<b>(916,957) -52.3%</b>	<b>5,224 0.6%</b>



San Francisco Municipal Transportation Agency

Position by Division by Class

Budget Year 2019 and 2020

Class	Job Class Title	2018 Amended Budget	2019 Adopted Budget	2020 Adopted Budget	2019 Compared to 2018	2020 Compared to 2019
<b>DIVISION: 103776 MTAED Director of Transportation</b>						
1454_C	Executive Secretary III	1.00	1.00	1.00	0.00	0.00
1824_C	Principal Administrative Analyst	1.00	0.00	0.00	(1.00)	0.00
9181_C	Manager VII, Municipal Transportation Ag	1.00	0.00	0.00	(1.00)	0.00
9186_C	General Manager, Public Transportation D	1.00	1.00	1.00	0.00	0.00
9187_C	Deputy Director II Municipal Transportat	1.00	0.00	0.00	(1.00)	0.00
9993M_Z	Attrition Savings - Miscellaneous	(0.22)	(0.22)	(0.22)	0.00	0.00
<b>DIVISION TOTAL: MTAED Director of Transportation</b>		<b>4.78</b>	<b>1.78</b>	<b>1.78</b>	<b>(3.00)</b>	<b>0.00</b>



San Francisco Municipal Transportation Agency

Position by Division by Section by Fund

Budget Year 2019 and 2020

Class	Job Class Title	2018 Amended Budget	2019 Adopted Budget	2020 Adopted Budget	2019 Compared to 2018	2020 Compared to 2019
<b>DIVISION: 103776 MTAED Director of Transportation</b>						
<b>SECTION: 138701 MTAED Office Of Dir of Transportation</b>						
<b>FUND: 22265 MTA OH OPR AGENCYWIDE NEW</b>						
1454_C	Executive Secretary III	0.00	1.00	1.00	1.00	0.00
9186_C	General Manager, Public Transportation D	0.00	1.00	1.00	1.00	0.00
9993M_Z	Attrition Savings - Miscellaneous	0.00	(0.22)	(0.22)	(0.22)	0.00
<b>FUND TOTAL: MTA OH OPR AGENCYWIDE NEW</b>		<b>0.00</b>	<b>1.78</b>	<b>1.78</b>	<b>1.78</b>	<b>0.00</b>
<b>FUND: 22310 MTA TS OPR PROJ SUP-PSF</b>						
1824_C	Principal Administrative Analyst	1.00	0.00	0.00	(1.00)	0.00
9181_C	Manager VII, Municipal Transportation Ag	1.00	0.00	0.00	(1.00)	0.00
<b>FUND TOTAL: MTA TS OPR PROJ SUP-PSF</b>		<b>2.00</b>	<b>0.00</b>	<b>0.00</b>	<b>(2.00)</b>	<b>0.00</b>
<b>FUND: 22770 MTA OH OPR AGENCYWIDE</b>						
1454_C	Executive Secretary III	1.00	0.00	0.00	(1.00)	0.00
9186_C	General Manager, Public Transportation D	1.00	0.00	0.00	(1.00)	0.00
9187_C	Deputy Director II Municipal Transportat	1.00	0.00	0.00	(1.00)	0.00
9993M_Z	Attrition Savings - Miscellaneous	(0.22)	0.00	0.00	0.22	0.00
<b>FUND TOTAL: MTA OH OPR AGENCYWIDE</b>		<b>2.78</b>	<b>0.00</b>	<b>0.00</b>	<b>(2.78)</b>	<b>0.00</b>
<b>SECTION TOTAL: MTAED Office Of Dir of Transportation</b>		<b>4.78</b>	<b>1.78</b>	<b>1.78</b>	<b>(3.00)</b>	<b>0.00</b>
<b>DIVISION TOTAL: MTAED Director of Transportation</b>		<b>4.78</b>	<b>1.78</b>	<b>1.78</b>	<b>(3.00)</b>	<b>0.00</b>



# Finance & Information Technology

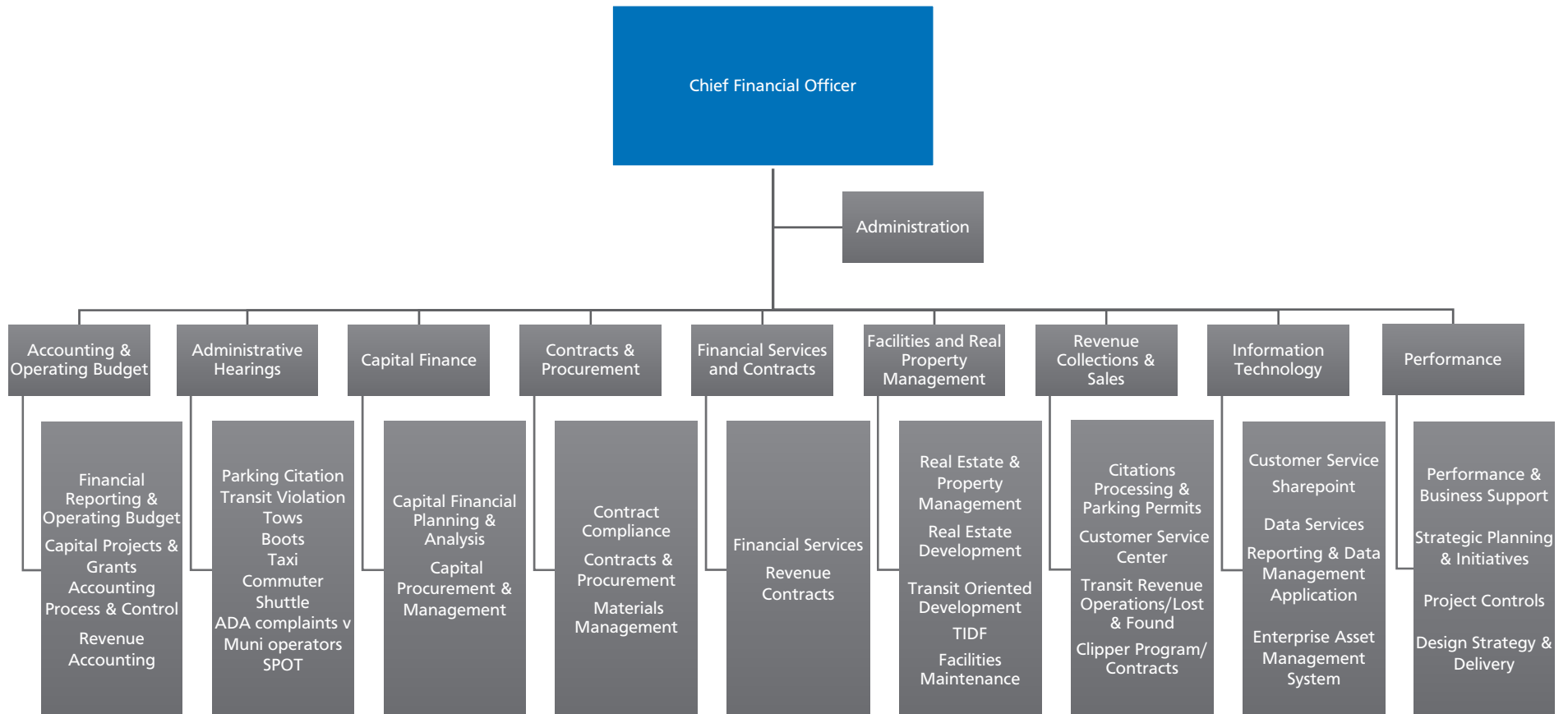
## MISSION

The mission of the Finance & Information Technology Division (FIT) is to ensure financial stability and effective resource utilization to maximize the financial, technological, and physical ability and capacity of the SFMTA to support the SFMTA's Strategic Plan.





# Finance Information & Technology Division Organizational Chart





## San Francisco Municipal Transportation Agency

### Expenditure Account and Description

Budget Year 2019 and 2020

Account ID	Account Title	Description
<b>MTAFA - FINANCE INFORMATION &amp; TECHNOLOGY</b>		
501010	<a href="#"><u>Perm Salaries-Misc-Regular</u></a>	Appropriation for permanent salaries reflects all regular job class positions budgeted in SFMTA's two-year operating budget. With the implementation of the new Financial System Project (FSP) in FY 2018, the City remapped its chart of accounts and this line item now consolidates all salary budget in one chart of account that includes miscellaneous employees, platform employees and temporary salaries.
501070	<a href="#"><u>Holiday Pay - Misc</u></a>	Holiday Pay is budgeted for divisions and units where work functions require employees be scheduled to work on City holidays and are therefore receive holiday work pay or compensatory time-off.
509010	<a href="#"><u>Premium Pay - Misc</u></a>	Premium pay is established under various labor agreements and payment types include categories such as Supervisory Differential Adjustment, Acting Assignment Pay, Lead Person Pay, night and midnight shifts pay, heavy equipment or specialized equipment operation pay and etc.
511010	<a href="#"><u>Overtime - Scheduled Misc</u></a>	This line item funds budgeted overtime hours needed for vacancies, absences, emergency service coverage and special service requirements. With the implementation of the new Financial System Project (FSP) in FY 2018, the City remapped its chart of accounts and this line item now consolidates all overtime expenditure budgets in one chart of account that includes miscellaneous employees, platform employees and temp-salary funded employees.
513010	<a href="#"><u>Retire City Misc</u></a>	The San Francisco Employees' Retirement System is funded on a cost-sharing basis with a combination of employee contributions, employer contributions, and investment earnings from the retirement fund. This line item reflects the cost of contributions the City makes as the employer to the retirement fund for positions budgeted in this organizational area. The employer contribution is set in three tiers with different maximum salary rate thresholds resulting in different retirement rates to be paid by the city. This structure is based on Proposition C passed in November 2011 that adjusted the City retirement contribution to reflect cost differences based on wages.
514010	<a href="#"><u>Social Security (Oasdi &amp; Hi)</u></a>	Mandatory employer contribution to Social Security benefit is 6.20% of annual salaries budgeted.
514020	<a href="#"><u>Social Sec-Medicare(HI Only)</u></a>	Mandatory employer contribution to Medicare is 1.45% of annual salaries budgeted.
515010	<a href="#"><u>Health Service-City Match</u></a>	The City Charter requires employer contribution to the Health Service Trust Fund that covers health insurance costs for current and retired City employees and their dependents. This line item represents health insurance coverage for current employees.
515710	<a href="#"><u>Dependent Coverage</u></a>	This line item represents employer contribution to the Health Service Trust Fund that covers health insurance costs for the dependents of current and retired employees. The budget is based on MOUs and Health Service enrollment records.
516010	<a href="#"><u>Dental Coverage</u></a>	Required by the City Charter, this line item represents employer contribution to dental insurance for current and retired City employees and their dependents.
517010	<a href="#"><u>Unemployment Insurance</u></a>	Mandated by the State of California, the City must budget for unemployment insurance coverage for its employees. The City reimburses the State for any unemployment benefits paid to former City employees. The Controller's Budget Office updates this rate upon review of the balance in the unemployment insurance fund.
519110	<a href="#"><u>Flexible Benefit Package</u></a>	This account is used to record the cost of flexible benefit plans that are currently authorized for members of MEA and MAA.
519120	<a href="#"><u>Long Term Disability Insurance</u></a>	This line item covers Long Term Disability Insurance for most of the labor unions.
521020	<a href="#"><u>Travel Costs Paid To Vendors</u></a>	Airfares for business trip is handled by contracted City vendors and this account records service fees paid to those vendors.
521030	<a href="#"><u>Air Travel - Employees</u></a>	Pursuant to Executive Order 07-13, 13% of the City's air travel budget will be used to purchase carbon offsets through the Department of the Environment. This appropriation is for airfare purchase only.
521050	<a href="#"><u>Non-Air Travel - Employees</u></a>	This account records non-air travel expenses such as conference registration fees and employee travel expense reimbursement payout.
522010	<a href="#"><u>Training Costs Paid To Empl</u></a>	Staff development and training are those activities where City employees participate in specific coursework involving structured training to acquire, enhance, or improve their work-related knowledge and skills. This account records cost reimbursement paid to employees for attending professional training/classes as stipulated by labor agreements.



## San Francisco Municipal Transportation Agency

### Expenditure Account and Description

Budget Year 2019 and 2020

Account ID	Account Title	Description
522020	<a href="#">Training Costs Paid To Vendors</a>	This line item records payments made to companies or organizations who provide professional training to SFMTA divisions and employees upon requests.
523020	<a href="#">Local Field Exp</a>	Employees are reimbursed for local field expenses incurred, such as bridge toll charge or parking fees paid at off-site locations while representing the SFMTA at meetings with the public or other governmental agencies.
524010	<a href="#">Membership Fees</a>	Section 16.6 of the San Francisco Administrative Code lists allowable membership organizations for the City departments. This appropriation funds professional organization membership fees.
526610	<a href="#">Interpreters</a>	This account is for translation or interpreter services. Department or divisions occasionally need such services for various communication materials or notices for public outreach purpose.
527210	<a href="#">Auditing &amp; Accounting</a>	This account is for financial and accounting audit and consulting services.
527990	<a href="#">Other Professional Services</a>	This budget covers several major professional service contracts such as vehicle towing contract; revenue collection and processing contract; citation and residential permit processing contract (PRWT); Citation Work Credit Program; contract compliance service; Pay-By-Phone Parking service; computer software and hardware purchasing and system consulting services; and other one-time professional services.
528010	<a href="#">Scavenger Services</a>	This line item funds on-site/off-site refuse collection and recycling service.
528030	<a href="#">Pest Control</a>	This appropriation funds pest control service.
528110	<a href="#">Security</a>	This appropriation funds security guard service at the SFMTA Customer Service Center.
528990	<a href="#">Other Bldg Maint Svcs</a>	This line item covers miscellaneous building maintenance and repair services such as network wiring service and elevator/escalator maintenance repair service.
529110	<a href="#">Dp-Wp Equipment Maint</a>	This account is for data processing equipment maintenance.
529310	<a href="#">Office Equip Maint</a>	This line item funds parts and maintenance service for mailing equipment used by Parking Citation Unit.
529990	<a href="#">Other Equip Maint</a>	This budget funds miscellaneous equipment maintenance.
530110	<a href="#">Property Rent</a>	This item funds the rental cost for the short-term vehicle towing and storage facility at 450 7th Street. It also includes 59% of the cost for renting a long-term vehicle storage facility at Bayshore Prologis under the SFMTA's towing contract.
530210	<a href="#">Garage Rent</a>	This line item funds garage space rental cost for City vehicles.
530310	<a href="#">Misc Facilities Rental</a>	This line item funds facility and conference room rental expenses.
531000	<a href="#">Rents &amp; Leases-Equipment-Bdgt</a>	This budget funds office equipment rental expenses.
531110	<a href="#">Data Processing Equip Rental</a>	This line item funds copy machines and data processing equipment lease payments.
531350	<a href="#">Reproduction Copier Store Prog</a>	This appropriation funds copy machine lease program with Xerox Corporation for services covering delivery, installation, full-service maintenance and repair parts supplies.
531990	<a href="#">Other Equipment Rentals</a>	This line item covers miscellaneous equipment rental cost.
532410	<a href="#">Telephone Chrgs-Non Work Order</a>	This allocation funds non-work order telephone charges.
535110	<a href="#">Cleaning Laundry</a>	This appropriation funds laundry cleaning service.
535210	<a href="#">Freight-Delivery</a>	This budget funds shipping and delivery charges.
535520	<a href="#">Printing</a>	This appropriation funds various printing jobs such as SFMTA Board documents, brochures and booklets, permit decals and stickers, signs and posters, maps and other promotional items or publications.



San Francisco Municipal Transportation Agency

Expenditure Account and Description

Budget Year 2019 and 2020

Account ID	Account Title	Description
535710	<a href="#">Subscriptions</a>	This line item funds digital or non-digital subscription membership fees.
535810	<a href="#">Advertising</a>	This line item funds advertisement fees.
535950	<a href="#">Credit Card Processing Fees</a>	This appropriation funds credit card processing fees for parking meter and citation payments.
535960	<a href="#">Software Licensing Fees</a>	This account is for software license fees.
535990	<a href="#">Other Current Expenses</a>	This appropriation funds various short-term or one-time operating expenses.
540000	<a href="#">Materials &amp; Supplies-Budget</a>	This line item funds as-needed materials and supplies.
542110	<a href="#">Electrical</a>	This line item funds electrical supplies
542210	<a href="#">Hardware</a>	This appropriation funds hardware supplies
542410	<a href="#">Lumber</a>	This line item funds lumber products.
542610	<a href="#">Plumbing Supplies</a>	This line item funds plumbing supplies.
542810	<a href="#">Small Tools And Instruments</a>	This line item funds small tools and instruments.
542980	<a href="#">Other Construction Materials</a>	This budget funds construction materials and supplies.
542990	<a href="#">Other Bldg Maint Supplies</a>	This item funds building and facility maintenance supplies.
543410	<a href="#">Communication Supplies</a>	This budget is for communication supplies.
543990	<a href="#">Other Equipment Maint Supplies</a>	The budget funds non-vehicle equipment maintenance supplies.
544930	<a href="#">Cleaning Supplies</a>	This budget funds cleaning supplies.
545310	<a href="#">Uniforms</a>	This budget funds safety protection items such as knee guards and weight belts for staff who handle fare collection equipment and operations.
545990	<a href="#">Other Safety Expenses</a>	This budget is for miscellaneous safety supplies.
547990	<a href="#">Fuels &amp; Lubricants</a>	This line item funds purchase of fuels and lubricants.
549210	<a href="#">Data Processing Supplies</a>	This budget is for computer and data processing supplies.
549250	<a href="#">Minor Data Processing Equipmnt</a>	This budget funds small data processing equipment such as laptops and accessories.
549310	<a href="#">Forms</a>	This appropriation funds printing costs for all fare instrument including Lifeline Pass labels, monthly passes and stickers, passport tickets, cable car receipts and transfer tickets, and other miscellaneous forms and notices.
549410	<a href="#">Minor Furnishings</a>	This line item funds minor furnishings such as workstations, chairs, file and storage cabinets, and lockers and tool shelves.
549500	<a href="#">Office Supply-Citywide Contrac</a>	This budget is for purchase of office supplies covered under Citywide umbrella contracts.
549510	<a href="#">Other Office Supplies</a>	This account is for office supplies that are not covered under Citywide umbrella contracts.
549990	<a href="#">Other Materials &amp; Supplies</a>	This line item funds all other materials and supplies.
550010	<a href="#">Eqpmnt(5KOr_-Controlled Asset)</a>	This account is for equipment purchase with unit price under \$5,000.
551140	<a href="#">Workers' Comp-Med Emplre Reimb</a>	This appropriation funds worker's compensation claims for employees budgeted under this organizational area.
552210	<a href="#">Fees Licenses Permits</a>	This line item funds license and permit fees such as employee professional license fees, license renewal fees, hazardous materials handling fees, and other miscellaneous permit fees.



**San Francisco Municipal Transportation Agency  
Expenditure Account and Description**

Budget Year 2019 and 2020

Account ID	Account Title	Description
552410	<a href="#">Payments To Other Govt</a>	This account records payment to other government agencies.
560610	<a href="#">Data Processing Equipment</a>	This account is for purchase of data processing equipment with unit price above \$5,000 and a useful life of three years or longer.
579030	<a href="#">MTA Division OH Cost Recovery</a>	This line item records division cost recovery for project overhead fund.
579990	<a href="#">Allocated Chrgs-Spec Sources</a>	This account records overhead cost recovery allocated to capital projects that are not part of Agency's A87 Indirect Cost Allocation Plan.
581063	<a href="#">PUC Sewer Service Charges</a>	This work order is moved from Transit Division in FY 2019 and FY 2020 as portion of the budget for Buildings & Grounds Unit is moved from Transit Division to Real Estate Management under Finance & Information Technology Division. The budget covers sewer expenses paid to the Public Utilities Commission.
581073	<a href="#">Sr-DPW-General Administration</a>	This work order is for using DPW IT's SharePoint-ERP CAT module, with contract tracking and reports system for contract administration. It helps to keep track of construction and professional services contracts and payments data and provide federally-funded contracts and the contract compliance functions including user accesses, user setups, and query support.
581120	<a href="#">GF-Con-Financial Systems</a>	The SFMTA shares the cost for using City's financial system maintained by the Controller's Office. Cost is estimated based on the number of users in each City Department and allocated accordingly.
581130	<a href="#">GF-Con-Internal Audits</a>	This work order is with the Controller's Office for conducting required annual or intermittent audits performed on SFMTA's programs, projects, and financial and accounting practices. The budget also includes costs for post-audit reporting and administrative overhead charges.
581160	<a href="#">GF-Adm-General(AAO)</a>	The City runs the one-stop customer service call center 311 system under the General Services Agency. This work order represents the cost allocated to this organizational area.
581330	<a href="#">GF-Bus &amp; Ecn Dev</a>	This work order with the Office of Economic & Workforce Development (OEWD) funds staff time devoted to the CityBuild Program that provides construction training to disadvantaged San Francisco residents for potential job opportunities in San Francisco public projects and to provide on-going case management and support. The increased budget also supports OEWD's effort for coordinating with CityBuild towards ensuring contractors are successfully meeting their workforce goals while working on SFMTA's projects.
581500	<a href="#">GF-Human Rights Commission</a>	This work order funds the salary and benefit costs of one FTE at Human Rights Commission to perform the following duties for the SFMTA: certification, waiver request, and availability study services for Administrative Code Chapter 14B Small and Micro Local Business Enterprise Program and Contract Compliance; and certification and waiver request services for Chapter 12B Equal Benefits Program.
581710	<a href="#">Is-Purch-Centr Shop-AutoMaint</a>	This work order funds maintenance service provided by Central Shops on SFMTA's non-revenue vehicles.
581740	<a href="#">Is-Purch-Centr Shop-FuelStock</a>	This appropriation funds a work order with Central Shops for fuel supply for SFMTA's non-revenue vehicles.
581750	<a href="#">GF-Purch-General Office</a>	This line item funds work orders with City Central Purchasing Division under the General Services Agency. The Central Purchasing Division provides on-site and off-site purchasing support to SFMTA divisions.
581780	<a href="#">OCA-Labor Standard Enforcement</a>	This work order budget is for services provided by the Office of Labor Standards Enforcement (OLSE). The OLSE ensures that SFMTA's project and personal services contracts are in compliance with the prevailing wage requirements, the City's Minimum Compensation Ordinance, the Health Care Accountability Ordinance, and other labor standards and regulations required by the City Charter. The budget amount reflects the portion allocated to the SFMTA based on the percentage of citywide contracts monitored by each department.
581790	<a href="#">GF-Purch-Mail Services</a>	This work order funds mail services provided by Reproduction and Mail Services Division under the General Services Agency. The budget covers interoffice mail delivery as well as pickup of outgoing US mail at designated locations.
581820	<a href="#">Is-Purch-Reproduction</a>	This work order funds publishing and reproduction services provided by Reproduction and Mail Services Division under the General Services Agency.



San Francisco Municipal Transportation Agency

Expenditure Account and Description

Budget Year 2019 and 2020

Account ID	Account Title	Description
581880	<a href="#">GF-Rec &amp; Park-Gardener</a>	This work order with Recreation and Park Department is moved from Transit Division in FY 2019 and FY 2020 as portion of the budget for Buildings & Grounds Unit is moved from Transit Division to Real Estate Management Unit under Finance & Information Technology Division. The budget covers maintenance services on SFMTA's property along the Western Slope of Dolores Park.
581920	<a href="#">GF-HRc Surety Bond</a>	This work order with the Human Rights Commission supports a SFMTA-specific bonding and technical financial assistance program that covers non-locally funded projects.
581950	<a href="#">GF-Social Services</a>	This line item funds a work order with the Department of Human Services (DHS). It funds the administrative cost of the Lifeline Fast Pass Program. The DHS administers the income eligibility check to qualifying participants and distributes discounted MUNI Fast Passes.
581980	<a href="#">GF-Tax Collector</a>	The Treasurer/Tax Collector's Office provides lockbox services that include the process of receiving and depositing parking ticket citation payments submitted via US mail. The SFMTA funds the above services through work order budget.



San Francisco Municipal Transportation Agency  
**Expenditure By Division By Account**  
 Budget Year 2019 and 2020

Account ID	Account Title	2018 Amended Budget	2019 Adopted Budget	2020 Adopted Budget	2019 Compared to 2018	2020 Compared to 2019		
<b>DIVISION: MTAFA Fit Finance &amp; Info Tech</b>								
501010	Perm Salaries-Misc-Regular	30,100,906	36,234,614	36,594,957	6,133,708	20.4%	360,343	1.0%
501070	Holiday Pay - Misc	183,755	183,755	183,755	0	0.0%	0	0.0%
509010	Premium Pay - Misc	250,542	250,542	250,542	0	0.0%	0	0.0%
511010	Overtime - Scheduled Misc	577,483	577,483	577,483	0	0.0%	0	0.0%
513010	Retire City Misc	5,575,021	6,696,018	6,733,559	1,120,997	20.1%	37,541	0.6%
514010	Social Security (Oasdi & Hi)	1,846,371	2,212,099	2,252,114	365,728	19.8%	40,015	1.8%
514020	Social Sec-Medicare(HI Only)	451,135	540,068	545,294	88,933	19.7%	5,226	1.0%
515010	Health Service-City Match	1,175,398	1,410,611	1,510,227	235,213	20.0%	99,616	7.1%
515710	Dependent Coverage	2,747,487	3,448,038	3,689,816	700,551	25.5%	241,778	7.0%
516010	Dental Coverage	407,784	471,458	472,897	63,674	15.6%	1,439	0.3%
517010	Unemployment Insurance	84,010	100,568	101,541	16,558	19.7%	973	1.0%
519110	Flexible Benefit Package	103,515	119,051	127,009	15,536	15.0%	7,958	6.7%
519120	Long Term Disability Insurance	96,010	117,548	118,809	21,538	22.4%	1,261	1.1%
521020	Travel Costs Paid To Vendors	180	180	180	0	0.0%	0	0.0%
521030	Air Travel - Employees	14,523	14,523	14,523	0	0.0%	0	0.0%
521050	Non-Air Travel - Employees	2,000	2,708	2,708	708	35.4%	0	0.0%
522010	Training Costs Paid To Empl	15,000	15,000	15,000	0	0.0%	0	0.0%
522020	Training Costs Paid To Vendors	83,416	83,416	83,416	0	0.0%	0	0.0%
523020	Local Field Exp	862	862	862	0	0.0%	0	0.0%
524010	Membership Fees	158	158	158	0	0.0%	0	0.0%
526610	Interpreters	5,724	5,724	5,724	0	0.0%	0	0.0%
527210	Auditing & Accounting	417,417	417,417	417,417	0	0.0%	0	0.0%
527990	Other Professional Services	36,101,390	31,988,468	31,874,200	(4,112,922)	-11.4%	(114,268)	-0.4%
528010	Scavenger Services	0	732,021	732,021	732,021	100.0%	0	0.0%



San Francisco Municipal Transportation Agency  
**Expenditure By Division By Account**  
 Budget Year 2019 and 2020

Account ID	Account Title	2018 Amended Budget	2019 Adopted Budget	2020 Adopted Budget	2019 Compared to 2018	2020 Compared to 2019		
<b>DIVISION: MTAFA Fit Finance &amp; Info Tech</b>								
528030	Pest Control	0	55,295	55,295	55,295	100.0%	0	0.0%
528110	Security	889	889	889	0	0.0%	0	0.0%
528990	Other Bldg Maint Svcs	30,474	156,444	156,444	125,970	413.4%	0	0.0%
529110	Dp-Wp Equipment Maint	475,000	225,000	225,000	(250,000)	-52.6%	0	0.0%
529310	Office Equip Maint	4,865	4,865	4,865	0	0.0%	0	0.0%
529990	Other Equip Maint	63,430	260,666	260,666	197,236	311.0%	0	0.0%
530110	Property Rent	3,000,000	2,969,341	3,086,333	(30,659)	-1.0%	116,992	3.9%
530210	Garage Rent	6,240	0	0	(6,240)	-100.0%	0	0.0%
530310	Misc Facilities Rental	0	4,500	4,500	4,500	100.0%	0	0.0%
531000	Rents & Leases-Equipment-Bdgt	365,000	365,000	365,000	0	0.0%	0	0.0%
531110	Data Processing Equip Rental	660,000	160,000	160,000	(500,000)	-75.8%	0	0.0%
531350	Reproduction Copier Store Prog	69,371	69,371	69,371	0	0.0%	0	0.0%
531990	Other Equipment Rentals	30,000	36,143	36,143	6,143	20.5%	0	0.0%
532410	Telephone Chrgs-Non Work Order	9,014	9,014	9,014	0	0.0%	0	0.0%
535110	Cleaning Laundry	0	23,438	23,438	23,438	100.0%	0	0.0%
535210	Freight-Delivery	1,417	3,389	3,389	1,972	139.2%	0	0.0%
535520	Printing	78,592	78,592	78,592	0	0.0%	0	0.0%
535710	Subscriptions	1,132	1,132	1,132	0	0.0%	0	0.0%
535810	Advertising	7,741	7,741	7,741	0	0.0%	0	0.0%
535950	Credit Card Processing Fees	1,714,166	1,714,166	1,714,166	0	0.0%	0	0.0%
535960	Software Licensing Fees	3,472,429	2,212,429	2,219,629	(1,260,000)	-36.3%	7,200	0.3%
535990	Other Current Expenses	141,984	37,016	37,634	(104,968)	-73.9%	618	1.7%
540000	Materials & Supplies-Budget	5,722,232	1,401,500	1,403,045	(4,320,732)	-75.5%	1,545	0.1%
542110	Electrical	107	120,767	120,767	120,660	112766.4%	0	0.0%





San Francisco Municipal Transportation Agency  
**Expenditure By Division By Account**  
 Budget Year 2019 and 2020

Account ID	Account Title	2018 Amended Budget	2019 Adopted Budget	2020 Adopted Budget	2019 Compared to 2018	2020 Compared to 2019
<b>DIVISION: MTAFA Fit Finance &amp; Info Tech</b>						
542210	Hardware	505	66,162	66,162	65,657	13001.4%
542410	Lumber	0	3,817	3,817	3,817	100.0%
542610	Plumbing Supplies	0	17,764	17,764	17,764	100.0%
542810	Small Tools And Intruments	1,366	10,376	10,376	9,010	659.6%
542980	Other Construction Materials	0	13,857	13,857	13,857	100.0%
542990	Other Bldg Maint Supplies	0	130,093	130,093	130,093	100.0%
543410	Communication Supplies	0	10,000	10,300	10,000	100.0%
543990	Other Equipment Maint Supplies	0	18,975	18,975	18,975	100.0%
544930	Cleaning Supplies	0	2,015	2,015	2,015	100.0%
545310	Uniforms	159	159	159	0	0.0%
545990	Other Safety Expenses	23,401	25,181	25,181	1,780	7.6%
547990	Fuels & Lubricants	0	3,382	3,382	3,382	100.0%
549210	Data Processing Supplies	561,103	533,650	463,403	(27,453)	-4.9%
549250	Minor Data Processing Equipmnt	260,244	260,244	260,244	0	0.0%
549310	Forms	643,057	393,057	393,057	(250,000)	-38.9%
549410	Minor Furnishings	8,829	8,829	8,829	0	0.0%
549500	Office Supply-Citywide Contrac	41,228	41,228	41,228	0	0.0%
549510	Other Office Supplies	22,551	22,551	22,551	0	0.0%
549990	Other Materials & Supplies	60,093	180,346	180,346	120,253	200.1%
550010	Eqmnt(5KOr_-Controlled Asset)	1,344,289	350,898	350,898	(993,391)	-73.9%
551140	Workers' Comp-Med Emplye Reimb	411,737	411,737	411,737	0	0.0%
552210	Fees Licenses Permits	14,292	22,606	22,606	8,314	58.2%
552410	Payments To Other Govt	1,934	1,934	1,934	0	0.0%
560610	Data Processing Equipment	4,000,000	0	0	(4,000,000)	-100.0%



San Francisco Municipal Transportation Agency  
**Expenditure By Division By Account**  
 Budget Year 2019 and 2020

Account ID	Account Title	2018 Amended Budget	2019 Adopted Budget	2020 Adopted Budget	2019 Compared to 2018	2020 Compared to 2019		
<b>DIVISION: MTAFA Fit Finance &amp; Info Tech</b>								
579030	MTA Division OH Cost Recovery	(1,500,513)	(2,094,621)	(2,126,815)	(594,108)	39.6%	(32,194)	1.5%
579990	Allocated Chrgs-Spec Sources	(61,533)	(61,533)	(61,533)	0	0.0%	0	0.0%
581063	PUC Sewer Service Charges	0	215,911	229,529	215,911	100.0%	13,618	6.3%
581073	Sr-DPW-General Administration	22,587	22,587	23,378	0	0.0%	791	3.5%
581120	GF-Con-Financial Systems	525,666	566,658	585,973	40,992	7.8%	19,315	3.4%
581130	GF-Con-Internal Audits	294,632	303,129	318,105	8,497	2.9%	14,976	4.9%
581160	GF-Adm-General(AAO)	5,988,123	6,003,123	6,003,573	15,000	0.3%	450	0.0%
581330	GF-Bus & Ecn Dev	309,000	781,234	781,234	472,234	152.8%	0	0.0%
581500	GF-Human Rights Commission	190,345	198,113	205,523	7,768	4.1%	7,410	3.7%
581710	Is-Purch-Centr Shop-AutoMaint	2,929	2,183	2,239	(746)	-25.5%	56	2.6%
581740	Is-Purch-Centr Shop-FuelStock	1,330	969	1,030	(361)	-27.1%	61	6.3%
581750	GF-Purch-General Office	495,714	404,792	422,826	(90,922)	-18.3%	18,034	4.5%
581780	OCA-Labor Standard Enforcement	170,383	175,223	180,486	4,840	2.8%	5,263	3.0%
581790	GF-Purch-Mail Services	192,044	192,044	192,044	0	0.0%	0	0.0%
581820	Is-Purch-Reproduction	85,664	85,664	85,664	0	0.0%	0	0.0%
581880	GF-Rec & Park-Gardener	0	100,968	100,968	100,968	100.0%	0	0.0%
581920	GF-HRc Surety Bond	159,627	160,697	160,697	1,070	0.7%	0	0.0%
581950	GF-Social Services	250,000	250,000	250,000	0	0.0%	0	0.0%
581980	GF-Tax Collector	0	150,000	209,000	150,000	100.0%	59,000	39.3%
<b>MTAFA Fit Finance &amp; Info Tech Totals</b>		<b>110,614,956</b>	<b>105,525,030</b>	<b>106,370,100</b>	<b>(5,089,926)</b>	<b>-4.6%</b>	<b>845,070</b>	<b>0.8%</b>



San Francisco Municipal Transportation Agency  
**Expenditure By Section By Fund By Account**  
 Budget Year 2019 and 2020

Account ID	Account Title	2018 Amended Budget	2019 Adopted Budget	2020 Adopted Budget	2019 Compared to 2018	2020 Compared to 2019		
<b>DIVISION: 103773 MTAFA Fit Finance &amp; Info Tech</b>								
<b>SECTION: 103759 MTAFAAC Fit Accounting Unit</b>								
<b>FUND: 22265 MTA OH OPR AGENCYWIDE NEW</b>								
501010	Perm Salaries-Misc-Regular	0	4,143,870	4,174,749	4,143,870	100.0%	30,879	0.7%
509010	Premium Pay - Misc	0	2,311	2,311	2,311	100.0%	0	0.0%
513010	Retire City Misc	0	761,317	762,880	761,317	100.0%	1,563	0.2%
514010	Social Security (Oasdi & Hi)	0	252,096	254,778	252,096	100.0%	2,682	1.1%
514020	Social Sec-Medicare(HI Only)	0	60,120	60,564	60,120	100.0%	444	0.7%
515010	Health Service-City Match	0	157,990	168,570	157,990	100.0%	10,580	6.7%
515710	Dependent Coverage	0	382,008	407,583	382,008	100.0%	25,575	6.7%
516010	Dental Coverage	0	52,292	52,292	52,292	100.0%	0	0.0%
517010	Unemployment Insurance	0	11,196	11,278	11,196	100.0%	82	0.7%
519110	Flexible Benefit Package	0	11,089	11,831	11,089	100.0%	742	6.7%
519120	Long Term Disability Insurance	0	13,398	13,506	13,398	100.0%	108	0.8%
<b>FUND TOTAL: MTA OH OPR AGENCYWIDE NEW</b>		<b>0</b>	<b>5,847,687</b>	<b>5,920,342</b>	<b>5,847,687</b>	<b>100.0%</b>	<b>72,655</b>	<b>1.2%</b>
<b>FUND: 22305 MTA TS OPR PROJ SUP-PSF NEW</b>								
501010	Perm Salaries-Misc-Regular	0	183,611	183,611	183,611	100.0%	0	0.0%
514010	Social Security (Oasdi & Hi)	0	11,384	11,384	11,384	100.0%	0	0.0%
514020	Social Sec-Medicare(HI Only)	0	2,662	2,662	2,662	100.0%	0	0.0%
517010	Unemployment Insurance	0	496	496	496	100.0%	0	0.0%
521050	Non-Air Travel - Employees	0	717	717	717	100.0%	0	0.0%
579030	MTA Division OH Cost Recovery	0	(500,731)	(515,659)	(500,731)	0.0%	(14,928)	3.0%
581130	GF-Con-Internal Audits	0	303,129	318,105	303,129	100.0%	14,976	4.9%
<b>FUND TOTAL: MTA TS OPR PROJ SUP-PSF NEW</b>		<b>0</b>	<b>1,268</b>	<b>1,316</b>	<b>1,268</b>	<b>100.0%</b>	<b>48</b>	<b>3.8%</b>
<b>FUND: 22310 MTA TS OPR PROJ SUP-PSF</b>								
501010	Perm Salaries-Misc-Regular	183,611	0	0	(183,611)	-100.0%	0	0.0%
514010	Social Security (Oasdi & Hi)	11,384	0	0	(11,384)	-100.0%	0	0.0%
514020	Social Sec-Medicare(HI Only)	2,662	0	0	(2,662)	-100.0%	0	0.0%
517010	Unemployment Insurance	496	0	0	(496)	-100.0%	0	0.0%



San Francisco Municipal Transportation Agency  
**Expenditure By Section By Fund By Account**  
 Budget Year 2019 and 2020

Account ID	Account Title	2018 Amended Budget	2019 Adopted Budget	2020 Adopted Budget	2019 Compared to 2018	2020 Compared to 2019
<b>DIVISION: 103773 MTAFA Fit Finance &amp; Info Tech</b>						
<b>FUND:</b>	<b>22310 MTA TS OPR PROJ SUP-PSF</b>					
521050	Non-Air Travel - Employees	717	0	0	(717) -100.0%	0 0.0%
579030	MTA Division OH Cost Recovery	(493,502)	0	0	493,502 -100.0%	0 0.0%
581130	GF-Con-Internal Audits	294,632	0	0	(294,632) -100.0%	0 0.0%
<b>FUND TOTAL: MTA TS OPR PROJ SUP-PSF</b>		<b>0</b>	<b>0</b>	<b>0</b>	<b>0 0.0%</b>	<b>0 0.0%</b>
<b>FUND:</b>	<b>22770 MTA OH OPR AGENCYWIDE</b>					
501010	Perm Salaries-Misc-Regular	3,763,896	0	0	(3,763,896) -100.0%	0 0.0%
509010	Premium Pay - Misc	2,311	0	0	(2,311) -100.0%	0 0.0%
513010	Retire City Misc	696,415	0	0	(696,415) -100.0%	0 0.0%
514010	Social Security (Oasdi & Hi)	230,807	0	0	(230,807) -100.0%	0 0.0%
514020	Social Sec-Medicare(HI Only)	54,611	0	0	(54,611) -100.0%	0 0.0%
515010	Health Service-City Match	149,717	0	0	(149,717) -100.0%	0 0.0%
515710	Dependent Coverage	354,850	0	0	(354,850) -100.0%	0 0.0%
516010	Dental Coverage	52,428	0	0	(52,428) -100.0%	0 0.0%
517010	Unemployment Insurance	10,170	0	0	(10,170) -100.0%	0 0.0%
519110	Flexible Benefit Package	9,619	0	0	(9,619) -100.0%	0 0.0%
519120	Long Term Disability Insurance	12,304	0	0	(12,304) -100.0%	0 0.0%
<b>FUND TOTAL: MTA OH OPR AGENCYWIDE</b>		<b>5,337,128</b>	<b>0</b>	<b>0</b>	<b>(5,337,128) -100.0%</b>	<b>0 0.0%</b>
<b>SECTION TOTAL: MTAFAAC Fit Accounting Unit</b>		<b>5,337,128</b>	<b>5,848,955</b>	<b>5,921,658</b>	<b>511,827 9.6%</b>	<b>72,703 1.2%</b>
<b>SECTION: 103769 MTAFARE Real Estate Section</b>						
<b>FUND:</b>	<b>22260 MTA TS Op Annual Account Ctrl</b>					
501010	Perm Salaries-Misc-Regular	128,812	3,834,628	3,864,119	3,705,816 2876.9%	29,491 0.8%
513010	Retire City Misc	24,177	730,300	732,986	706,123 2920.6%	2,686 0.4%
514010	Social Security (Oasdi & Hi)	7,933	237,746	239,576	229,813 2896.9%	1,830 0.8%
514020	Social Sec-Medicare(HI Only)	1,868	55,601	56,031	53,733 2876.5%	430 0.8%
515010	Health Service-City Match	3,478	151,801	161,958	148,323 4264.6%	10,157 6.7%
515710	Dependent Coverage	9,486	490,135	522,970	480,649 5066.9%	32,835 6.7%



San Francisco Municipal Transportation Agency  
**Expenditure By Section By Fund By Account**  
 Budget Year 2019 and 2020

Account ID	Account Title	2018 Amended Budget	2019 Adopted Budget	2020 Adopted Budget	2019 Compared to 2018	2020 Compared to 2019
<b>DIVISION: 103773 MTAFA Fit Finance &amp; Info Tech</b>						
<b>FUND:</b>	<b>22260 MTA TS Op Annual Account Ctrl</b>					
516010	Dental Coverage	1,354	63,277	63,277	61,923 4573.3%	0 0.0%
517010	Unemployment Insurance	348	10,356	10,433	10,008 2875.9%	77 0.7%
519120	Long Term Disability Insurance	453	14,946	15,061	14,493 3199.3%	115 0.8%
521050	Non-Air Travel - Employees	0	708	708	708 100.0%	0 0.0%
528010	Scavenger Services	0	732,021	732,021	732,021 100.0%	0 0.0%
528030	Pest Control	0	55,295	55,295	55,295 100.0%	0 0.0%
528990	Other Bldg Maint Svcs	0	125,970	125,970	125,970 100.0%	0 0.0%
529990	Other Equip Maint	0	197,236	197,236	197,236 100.0%	0 0.0%
530310	Misc Facilities Rental	0	4,500	4,500	4,500 100.0%	0 0.0%
531990	Other Equipment Rentals	0	6,143	6,143	6,143 100.0%	0 0.0%
535110	Cleaning Laundry	0	23,438	23,438	23,438 100.0%	0 0.0%
535210	Freight-Delivery	0	1,972	1,972	1,972 100.0%	0 0.0%
535990	Other Current Expenses	0	176	176	176 100.0%	0 0.0%
542110	Electrical	0	120,660	120,660	120,660 100.0%	0 0.0%
542210	Hardware	0	65,657	65,657	65,657 100.0%	0 0.0%
542410	Lumber	0	3,817	3,817	3,817 100.0%	0 0.0%
542610	Plumbing Supplies	0	17,764	17,764	17,764 100.0%	0 0.0%
542810	Small Tools And Instruments	0	9,010	9,010	9,010 100.0%	0 0.0%
542980	Other Construction Materials	0	13,857	13,857	13,857 100.0%	0 0.0%
542990	Other Bldg Maint Supplies	0	130,093	130,093	130,093 100.0%	0 0.0%
543990	Other Equipment Maint Supplies	0	18,975	18,975	18,975 100.0%	0 0.0%
544930	Cleaning Supplies	0	2,015	2,015	2,015 100.0%	0 0.0%
545990	Other Safety Expenses	0	1,780	1,780	1,780 100.0%	0 0.0%
547990	Fuels & Lubricants	0	3,382	3,382	3,382 100.0%	0 0.0%
549990	Other Materials & Supplies	0	153,022	153,022	153,022 100.0%	0 0.0%
550010	Eqpmnt(5KOr_-Controlled Asset)	0	6,609	6,609	6,609 100.0%	0 0.0%
552210	Fees Licenses Permits	0	8,314	8,314	8,314 100.0%	0 0.0%
581063	PUC Sewer Service Charges	0	215,911	229,529	215,911 100.0%	13,618 6.3%



San Francisco Municipal Transportation Agency  
**Expenditure By Section By Fund By Account**  
 Budget Year 2019 and 2020

Account ID	Account Title	2018 Amended Budget	2019 Adopted Budget	2020 Adopted Budget	2019 Compared to 2018	2020 Compared to 2019
<b>DIVISION: 103773 MTAFA Fit Finance &amp; Info Tech</b>						
<b>FUND: 22260</b>	<b>MTA TS Op Annual Account Ctrl</b>					
581880	GF-Rec & Park-Gardener	0	100,968	100,968	100,968	100.0%
<b>FUND TOTAL: MTA TS Op Annual Account Ctrl</b>		<b>177,909</b>	<b>7,608,083</b>	<b>7,699,322</b>	<b>7,430,174</b>	<b>4176.4%</b>
<b>FUND: 22265</b>	<b>MTA OH OPR AGENCYWIDE NEW</b>					
501010	Perm Salaries-Misc-Regular	0	2,091,350	2,107,439	2,091,350	100.0%
513010	Retire City Misc	0	392,053	392,834	392,053	100.0%
514010	Social Security (Oasdi & Hi)	0	114,792	118,262	114,792	100.0%
514020	Social Sec-Medicare(HI Only)	0	30,325	30,558	30,325	100.0%
515010	Health Service-City Match	0	55,231	58,931	55,231	100.0%
515710	Dependent Coverage	0	147,612	157,492	147,612	100.0%
516010	Dental Coverage	0	19,863	19,863	19,863	100.0%
517010	Unemployment Insurance	0	5,646	5,691	5,646	100.0%
519110	Flexible Benefit Package	0	10,024	10,694	10,024	100.0%
519120	Long Term Disability Insurance	0	6,139	6,187	6,139	100.0%
<b>FUND TOTAL: MTA OH OPR AGENCYWIDE NEW</b>		<b>0</b>	<b>2,873,035</b>	<b>2,907,951</b>	<b>2,873,035</b>	<b>100.0%</b>
<b>FUND: 22770</b>	<b>MTA OH OPR AGENCYWIDE</b>					
501010	Perm Salaries-Misc-Regular	1,236,168	0	0	(1,236,168)	-100.0%
513010	Retire City Misc	233,088	0	0	(233,088)	-100.0%
514010	Social Security (Oasdi & Hi)	69,314	0	0	(69,314)	-100.0%
514020	Social Sec-Medicare(HI Only)	17,924	0	0	(17,924)	-100.0%
515010	Health Service-City Match	31,570	0	0	(31,570)	-100.0%
515710	Dependent Coverage	85,606	0	0	(85,606)	-100.0%
516010	Dental Coverage	12,410	0	0	(12,410)	-100.0%
517010	Unemployment Insurance	3,339	0	0	(3,339)	-100.0%
519110	Flexible Benefit Package	9,592	0	0	(9,592)	-100.0%
519120	Long Term Disability Insurance	3,124	0	0	(3,124)	-100.0%
<b>FUND TOTAL: MTA OH OPR AGENCYWIDE</b>		<b>1,702,135</b>	<b>0</b>	<b>0</b>	<b>(1,702,135)</b>	<b>-100.0%</b>



San Francisco Municipal Transportation Agency  
**Expenditure By Section By Fund By Account**  
 Budget Year 2019 and 2020

Account ID	Account Title	2018 Amended Budget	2019 Adopted Budget	2020 Adopted Budget	2019 Compared to 2018	2020 Compared to 2019		
<b>DIVISION: 103773 MTAFA Fit Finance &amp; Info Tech</b>								
<b>SECTION TOTAL: MTAFARE Real Estate Section</b>		<b>1,880,044</b>	<b>10,481,118</b>	<b>10,607,273</b>	<b>8,601,074</b>	<b>457.5%</b>	<b>126,155</b>	<b>1.2%</b>
<b>SECTION: 130667 MTAFAIT Info &amp; Techonology</b>								
<b>FUND: 22260 MTA TS Op Annual Account Ctrl</b>								
501010	Perm Salaries-Misc-Regular	1,181,407	1,246,977	1,256,569	65,570	5.6%	9,592	0.8%
509010	Premium Pay - Misc	21,000	21,000	21,000	0	0.0%	0	0.0%
511010	Overtime - Scheduled Misc	7,500	7,500	7,500	0	0.0%	0	0.0%
513010	Retire City Misc	222,365	233,451	238,179	11,086	5.0%	4,728	2.0%
514010	Social Security (Oasdi & Hi)	75,100	79,080	79,674	3,980	5.3%	594	0.8%
514020	Social Sec-Medicare(HI Only)	17,546	18,494	18,634	948	5.4%	140	0.8%
515010	Health Service-City Match	37,135	40,518	43,231	3,383	9.1%	2,713	6.7%
515710	Dependent Coverage	101,313	108,090	115,322	6,777	6.7%	7,232	6.7%
516010	Dental Coverage	14,456	14,422	14,422	(34)	-0.2%	0	0.0%
517010	Unemployment Insurance	3,266	3,443	3,470	177	5.4%	27	0.8%
519110	Flexible Benefit Package	(214)	0	0	214	-100.0%	0	0.0%
519120	Long Term Disability Insurance	4,179	4,417	4,449	238	5.7%	32	0.7%
<b>FUND TOTAL: MTA TS Op Annual Account Ctrl</b>		<b>1,685,053</b>	<b>1,777,392</b>	<b>1,802,450</b>	<b>92,339</b>	<b>5.5%</b>	<b>25,058</b>	<b>1.4%</b>
<b>FUND: 22265 MTA OH OPR AGENCYWIDE NEW</b>								
501010	Perm Salaries-Misc-Regular	0	5,791,538	5,834,972	5,791,538	100.0%	43,434	0.7%
509010	Premium Pay - Misc	0	130,087	130,087	130,087	100.0%	0	0.0%
511010	Overtime - Scheduled Misc	0	21,000	21,000	21,000	100.0%	0	0.0%
513010	Retire City Misc	0	1,052,435	1,055,000	1,052,435	100.0%	2,565	0.2%
514010	Social Security (Oasdi & Hi)	0	325,245	337,002	325,245	100.0%	11,757	3.6%
514020	Social Sec-Medicare(HI Only)	0	86,167	86,797	86,167	100.0%	630	0.7%
515010	Health Service-City Match	0	143,854	153,491	143,854	100.0%	9,637	6.7%
515710	Dependent Coverage	0	391,910	418,138	391,910	100.0%	26,228	6.7%
516010	Dental Coverage	0	52,364	52,364	52,364	100.0%	0	0.0%
517010	Unemployment Insurance	0	16,044	16,163	16,044	100.0%	119	0.7%
519110	Flexible Benefit Package	0	17,399	18,562	17,399	100.0%	1,163	6.7%



San Francisco Municipal Transportation Agency  
**Expenditure By Section By Fund By Account**  
 Budget Year 2019 and 2020

Account ID	Account Title	2018 Amended Budget	2019 Adopted Budget	2020 Adopted Budget	2019 Compared to 2018	2020 Compared to 2019
<b>DIVISION: 103773 MTAFA Fit Finance &amp; Info Tech</b>						
<b>FUND:</b>	<b>22265 MTA OH OPR AGENCYWIDE NEW</b>					
519120	Long Term Disability Insurance	0	17,861	17,998	17,861 100.0%	137 0.8%
522010	Training Costs Paid To Emplpye	0	15,000	15,000	15,000 100.0%	0 0.0%
522020	Training Costs Paid To Vendors	0	75,000	75,000	75,000 100.0%	0 0.0%
527990	Other Professional Services	0	116,000	116,000	116,000 100.0%	0 0.0%
529110	Dp-Wp Equipment Maint	0	225,000	225,000	225,000 100.0%	0 0.0%
531000	Rents & Leases-Equipment-Bdgt	0	365,000	365,000	365,000 100.0%	0 0.0%
531110	Data Processing Equip Rental	0	160,000	160,000	160,000 100.0%	0 0.0%
531350	Reproduction Copier Store Prog	0	3,749	3,749	3,749 100.0%	0 0.0%
532410	Telephone Chrgs-Non Work Order	0	9,014	9,014	9,014 100.0%	0 0.0%
535710	Subscriptions	0	574	574	574 100.0%	0 0.0%
535960	Software Licensing Fees	0	1,930,000	1,930,000	1,930,000 100.0%	0 0.0%
535990	Other Current Expenses	0	2,750	2,750	2,750 100.0%	0 0.0%
540000	Materials & Supplies-Budget	0	500,000	500,000	500,000 100.0%	0 0.0%
549210	Data Processing Supplies	0	523,363	453,116	523,363 100.0%	(70,247) -13.4%
549250	Minor Data Processing Equipmnt	0	260,000	260,000	260,000 100.0%	0 0.0%
549410	Minor Furnishings	0	225	225	225 100.0%	0 0.0%
549500	Office Supply-Citywide Contrace	0	2,493	2,493	2,493 100.0%	0 0.0%
549510	Other Office Supplies	0	1,205	1,205	1,205 100.0%	0 0.0%
549990	Other Materials & Supplies	0	821	821	821 100.0%	0 0.0%
550010	Eqpmnt(5KOr_-Controlled Asset)	0	226,958	226,958	226,958 100.0%	0 0.0%
581820	Is-Purch-Reproduction	0	71,205	71,205	71,205 100.0%	0 0.0%
<b>FUND TOTAL: MTA OH OPR AGENCYWIDE NEW</b>		<b>0</b>	<b>12,534,261</b>	<b>12,559,684</b>	<b>12,534,261 100.0%</b>	<b>25,423 0.2%</b>
<b>FUND:</b>	<b>22770 MTA OH OPR AGENCYWIDE</b>					
501010	Perm Salaries-Misc-Regular	5,296,965	0	0	(5,296,965) -100.0%	0 0.0%
509010	Premium Pay - Misc	130,087	0	0	(130,087) -100.0%	0 0.0%
511010	Overtime - Scheduled Misc	21,000	0	0	(21,000) -100.0%	0 0.0%
513010	Retire City Misc	966,916	0	0	(966,916) -100.0%	0 0.0%
514010	Social Security (Oasdi & Hi)	294,544	0	0	(294,544) -100.0%	0 0.0%





San Francisco Municipal Transportation Agency  
**Expenditure By Section By Fund By Account**  
 Budget Year 2019 and 2020

Account ID	Account Title	2018 Amended Budget	2019 Adopted Budget	2020 Adopted Budget	2019 Compared to 2018	2020 Compared to 2019
<b>DIVISION: 103773 MTAFA Fit Finance &amp; Info Tech</b>						
<b>FUND:</b>	<b>22770 MTA OH OPR AGENCYWIDE</b>					
514020	Social Sec-Medicare(HI Only)	78,996	0	0	(78,996) -100.0%	0 0.0%
515010	Health Service-City Match	128,283	0	0	(128,283) -100.0%	0 0.0%
515710	Dependent Coverage	349,795	0	0	(349,795) -100.0%	0 0.0%
516010	Dental Coverage	50,314	0	0	(50,314) -100.0%	0 0.0%
517010	Unemployment Insurance	14,711	0	0	(14,711) -100.0%	0 0.0%
519110	Flexible Benefit Package	20,838	0	0	(20,838) -100.0%	0 0.0%
519120	Long Term Disability Insurance	15,790	0	0	(15,790) -100.0%	0 0.0%
522010	Training Costs Paid To Emplpye	15,000	0	0	(15,000) -100.0%	0 0.0%
522020	Training Costs Paid To Vendors	75,000	0	0	(75,000) -100.0%	0 0.0%
527990	Other Professional Services	616,000	0	0	(616,000) -100.0%	0 0.0%
529110	Dp-Wp Equipment Maint	475,000	0	0	(475,000) -100.0%	0 0.0%
531000	Rents & Leases-Equipment-Bdgt	365,000	0	0	(365,000) -100.0%	0 0.0%
531110	Data Processing Equip Rental	660,000	0	0	(660,000) -100.0%	0 0.0%
531350	Reproduction Copier Store Prog	3,749	0	0	(3,749) -100.0%	0 0.0%
532410	Telephone Chrsgs-Non Work Order	9,014	0	0	(9,014) -100.0%	0 0.0%
535710	Subscriptions	574	0	0	(574) -100.0%	0 0.0%
535960	Software Licensing Fees	3,430,000	0	0	(3,430,000) -100.0%	0 0.0%
535990	Other Current Expenses	2,750	0	0	(2,750) -100.0%	0 0.0%
540000	Materials & Supplies-Budget	500,000	0	0	(500,000) -100.0%	0 0.0%
549210	Data Processing Supplies	550,816	0	0	(550,816) -100.0%	0 0.0%
549250	Minor Data Processing Equipmnt	260,000	0	0	(260,000) -100.0%	0 0.0%
549410	Minor Furnishings	225	0	0	(225) -100.0%	0 0.0%
549500	Office Supply-Citywide Contrac	2,493	0	0	(2,493) -100.0%	0 0.0%
549510	Other Office Supplies	1,205	0	0	(1,205) -100.0%	0 0.0%
549990	Other Materials & Supplies	821	0	0	(821) -100.0%	0 0.0%
550010	Eqpmnt(5KOr_-Controlled Asset)	226,958	0	0	(226,958) -100.0%	0 0.0%
560610	Data Processing Equipment	4,000,000	0	0	(4,000,000) -100.0%	0 0.0%
581820	Is-Purch-Reproduction	71,205	0	0	(71,205) -100.0%	0 0.0%



San Francisco Municipal Transportation Agency  
**Expenditure By Section By Fund By Account**  
 Budget Year 2019 and 2020

Account ID	Account Title	2018 Amended Budget	2019 Adopted Budget	2020 Adopted Budget	2019 Compared to 2018	2020 Compared to 2019		
<b>DIVISION: 103773 MTAFA Fit Finance &amp; Info Tech</b>								
<b>FUND: 22770 MTA OH OPR AGENCYWIDE</b>								
<b>FUND TOTAL: MTA OH OPR AGENCYWIDE</b>		<b>18,634,049</b>	<b>0</b>	<b>0</b>	<b>(18,634,049)</b>	<b>-100.0%</b>	<b>0</b>	<b>0.0%</b>
<b>SECTION TOTAL: MTAFAIT Info &amp; Techonology</b>		<b>20,319,102</b>	<b>14,311,653</b>	<b>14,362,134</b>	<b>(6,007,449)</b>	<b>-29.6%</b>	<b>50,481</b>	<b>0.4%</b>
<b>SECTION: 138711 MTAFA Fit Administration</b>								
<b>FUND: 22265 MTA OH OPR AGENCYWIDE NEW</b>								
501010	Perm Salaries-Misc-Regular	0	592,613	597,173	592,613	100.0%	4,560	0.8%
509010	Premium Pay - Misc	0	626	626	626	100.0%	0	0.0%
511010	Overtime - Scheduled Misc	0	1,500	1,500	1,500	100.0%	0	0.0%
513010	Retire City Misc	0	111,144	111,367	111,144	100.0%	223	0.2%
514010	Social Security (Oasdi & Hi)	0	30,038	30,871	30,038	100.0%	833	2.8%
514020	Social Sec-Medicare(HI Only)	0	8,623	8,690	8,623	100.0%	67	0.8%
515010	Health Service-City Match	0	17,438	18,607	17,438	100.0%	1,169	6.7%
515710	Dependent Coverage	0	41,701	44,495	41,701	100.0%	2,794	6.7%
516010	Dental Coverage	0	5,843	5,843	5,843	100.0%	0	0.0%
517010	Unemployment Insurance	0	1,605	1,619	1,605	100.0%	14	0.9%
519110	Flexible Benefit Package	0	8,275	8,828	8,275	100.0%	553	6.7%
519120	Long Term Disability Insurance	0	1,016	1,025	1,016	100.0%	9	0.9%
521020	Travel Costs Paid To Vendors	0	180	180	180	100.0%	0	0.0%
521030	Air Travel - Employees	0	14,523	14,523	14,523	100.0%	0	0.0%
521050	Non-Air Travel - Employees	0	1,283	1,283	1,283	100.0%	0	0.0%
522020	Training Costs Paid To Vendors	0	8,258	8,258	8,258	100.0%	0	0.0%
523020	Local Field Exp	0	566	566	566	100.0%	0	0.0%
524010	Membership Fees	0	158	158	158	100.0%	0	0.0%
527210	Auditing & Accounting	0	417,417	417,417	417,417	100.0%	0	0.0%
527990	Other Professional Services	0	87,268	82,776	87,268	100.0%	(4,492)	-5.1%
529990	Other Equip Maint	0	5,941	5,941	5,941	100.0%	0	0.0%
531350	Reproduction Copier Store Prog	0	13,401	13,401	13,401	100.0%	0	0.0%
535210	Freight-Delivery	0	870	870	870	100.0%	0	0.0%



San Francisco Municipal Transportation Agency  
**Expenditure By Section By Fund By Account**  
 Budget Year 2019 and 2020

Account ID	Account Title	2018 Amended Budget	2019 Adopted Budget	2020 Adopted Budget	2019 Compared to 2018	2020 Compared to 2019		
<b>DIVISION: 103773 MTAFA Fit Finance &amp; Info Tech</b>								
<b>FUND:</b>	<b>22265 MTA OH OPR AGENCYWIDE NEW</b>							
535710	Subscriptions	0	251	251	251	100.0%	0	0.0%
535810	Advertising	0	7,404	7,404	7,404	100.0%	0	0.0%
535960	Software Licensing Fees	0	22,039	22,039	22,039	100.0%	0	0.0%
542210	Hardware	0	505	505	505	100.0%	0	0.0%
549210	Data Processing Supplies	0	764	764	764	100.0%	0	0.0%
549250	Minor Data Processing Equipmnt	0	244	244	244	100.0%	0	0.0%
549310	Forms	0	26,572	26,572	26,572	100.0%	0	0.0%
549410	Minor Furnishings	0	5,339	5,339	5,339	100.0%	0	0.0%
549500	Office Supply-Citywide Contrac	0	8,804	8,804	8,804	100.0%	0	0.0%
549510	Other Office Supplies	0	9,593	9,593	9,593	100.0%	0	0.0%
550010	Eqpmnt(5KOr_-Controlled Asset)	0	53,375	53,375	53,375	100.0%	0	0.0%
551140	Workers' Comp-Med Emplie Reimb	0	411,737	411,737	411,737	100.0%	0	0.0%
552210	Fees Licenses Permits	0	14,292	14,292	14,292	100.0%	0	0.0%
581120	GF-Con-Financial Systems	0	566,658	585,973	566,658	100.0%	19,315	3.4%
581780	OCA-Labor Standard Enforcement	0	175,223	180,486	175,223	100.0%	5,263	3.0%
581950	GF-Social Services	0	250,000	250,000	250,000	100.0%	0	0.0%
<b>FUND TOTAL: MTA OH OPR AGENCYWIDE NEW</b>		<b>0</b>	<b>2,923,087</b>	<b>2,953,395</b>	<b>2,923,087</b>	<b>100.0%</b>	<b>30,308</b>	<b>1.0%</b>
<b>FUND:</b>	<b>22770 MTA OH OPR AGENCYWIDE</b>							
501010	Perm Salaries-Misc-Regular	860,573	0	0	(860,573)	-100.0%	0	0.0%
509010	Premium Pay - Misc	626	0	0	(626)	-100.0%	0	0.0%
511010	Overtime - Scheduled Misc	1,500	0	0	(1,500)	-100.0%	0	0.0%
513010	Retire City Misc	163,889	0	0	(163,889)	-100.0%	0	0.0%
514010	Social Security (Oasdi & Hi)	47,171	0	0	(47,171)	-100.0%	0	0.0%
514020	Social Sec-Medicare(HI Only)	12,509	0	0	(12,509)	-100.0%	0	0.0%
515010	Health Service-City Match	28,779	0	0	(28,779)	-100.0%	0	0.0%
515710	Dependent Coverage	66,485	0	0	(66,485)	-100.0%	0	0.0%
516010	Dental Coverage	10,005	0	0	(10,005)	-100.0%	0	0.0%
517010	Unemployment Insurance	2,329	0	0	(2,329)	-100.0%	0	0.0%



San Francisco Municipal Transportation Agency  
**Expenditure By Section By Fund By Account**  
 Budget Year 2019 and 2020

Account ID	Account Title	2018 Amended Budget	2019 Adopted Budget	2020 Adopted Budget	2019 Compared to 2018	2020 Compared to 2019
<b>DIVISION: 103773 MTAFA Fit Finance &amp; Info Tech</b>						
<b>FUND:</b>	<b>22770 MTA OH OPR AGENCYWIDE</b>					
519110	Flexible Benefit Package	8,677	0	0	(8,677) -100.0%	0 0.0%
519120	Long Term Disability Insurance	1,996	0	0	(1,996) -100.0%	0 0.0%
521020	Travel Costs Paid To Vendors	180	0	0	(180) -100.0%	0 0.0%
521030	Air Travel - Employees	14,523	0	0	(14,523) -100.0%	0 0.0%
521050	Non-Air Travel - Employees	1,283	0	0	(1,283) -100.0%	0 0.0%
522020	Training Costs Paid To Vendors	8,258	0	0	(8,258) -100.0%	0 0.0%
523020	Local Field Exp	566	0	0	(566) -100.0%	0 0.0%
524010	Membership Fees	158	0	0	(158) -100.0%	0 0.0%
527210	Auditing & Accounting	417,417	0	0	(417,417) -100.0%	0 0.0%
527990	Other Professional Services	352,793	0	0	(352,793) -100.0%	0 0.0%
529990	Other Equip Maint	5,941	0	0	(5,941) -100.0%	0 0.0%
531350	Reproduction Copier Store Prog	13,401	0	0	(13,401) -100.0%	0 0.0%
535210	Freight-Delivery	870	0	0	(870) -100.0%	0 0.0%
535710	Subscriptions	251	0	0	(251) -100.0%	0 0.0%
535810	Advertising	7,404	0	0	(7,404) -100.0%	0 0.0%
535960	Software Licensing Fees	22,039	0	0	(22,039) -100.0%	0 0.0%
535990	Other Current Expenses	1,457	0	0	(1,457) -100.0%	0 0.0%
540000	Materials & Supplies-Budget	4,083,379	0	0	(4,083,379) -100.0%	0 0.0%
542210	Hardware	505	0	0	(505) -100.0%	0 0.0%
549210	Data Processing Supplies	764	0	0	(764) -100.0%	0 0.0%
549250	Minor Data Processing Equipmnt	244	0	0	(244) -100.0%	0 0.0%
549310	Forms	26,572	0	0	(26,572) -100.0%	0 0.0%
549410	Minor Furnishings	5,339	0	0	(5,339) -100.0%	0 0.0%
549500	Office Supply-Citywide Contrac	8,804	0	0	(8,804) -100.0%	0 0.0%
549510	Other Office Supplies	9,593	0	0	(9,593) -100.0%	0 0.0%
549990	Other Materials & Supplies	32,769	0	0	(32,769) -100.0%	0 0.0%
550010	Eqpmnt(5KOr_-Controlled Asset)	53,375	0	0	(53,375) -100.0%	0 0.0%
551140	Workers' Comp-Med Emplye Reimb	411,737	0	0	(411,737) -100.0%	0 0.0%



San Francisco Municipal Transportation Agency  
**Expenditure By Section By Fund By Account**  
 Budget Year 2019 and 2020

Account ID	Account Title	2018 Amended Budget	2019 Adopted Budget	2020 Adopted Budget	2019 Compared to 2018	2020 Compared to 2019		
<b>DIVISION: 103773 MTAFA Fit Finance &amp; Info Tech</b>								
<b>FUND:</b>	<b>22770 MTA OH OPR AGENCYWIDE</b>							
552210	Fees Licenses Permits	14,292	0	0	(14,292)	-100.0%	0	0.0%
581120	GF-Con-Financial Systems	525,666	0	0	(525,666)	-100.0%	0	0.0%
581780	OCA-Labor Standard Enforcement	170,383	0	0	(170,383)	-100.0%	0	0.0%
581950	GF-Social Services	250,000	0	0	(250,000)	-100.0%	0	0.0%
<b>FUND TOTAL: MTA OH OPR AGENCYWIDE</b>		<b>7,644,502</b>	<b>0</b>	<b>0</b>	<b>(7,644,502)</b>	<b>-100.0%</b>	<b>0</b>	<b>0.0%</b>
<b>FUND:</b>	<b>22870 MTA SS Op Annual Account Ctrl</b>							
527990	Other Professional Services	9,520,673	9,000,000	7,500,000	(520,673)	-5.5%	(1,500,000)	-16.7%
581980	GF-Tax Collector	0	150,000	209,000	150,000	100.0%	59,000	39.3%
<b>FUND TOTAL: MTA SS Op Annual Account Ctrl</b>		<b>9,520,673</b>	<b>9,150,000</b>	<b>7,709,000</b>	<b>(370,673)</b>	<b>-3.9%</b>	<b>(1,441,000)</b>	<b>-15.7%</b>
<b>SECTION TOTAL: MTAFA Fit Administration</b>		<b>17,165,175</b>	<b>12,073,087</b>	<b>10,662,395</b>	<b>(5,092,088)</b>	<b>-29.7%</b>	<b>(1,410,692)</b>	<b>-11.7%</b>
<b>SECTION: 138712 MTA FABG Fit Budget &amp; Grants</b>								
<b>FUND:</b>	<b>22265 MTA OH OPR AGENCYWIDE NEW</b>							
501010	Perm Salaries-Misc-Regular	0	246,947	248,847	246,947	100.0%	1,900	0.8%
513010	Retire City Misc	0	46,544	46,638	46,544	100.0%	94	0.2%
514010	Social Security (Oasdi & Hi)	0	15,278	15,429	15,278	100.0%	151	1.0%
514020	Social Sec-Medicare(HI Only)	0	3,581	3,608	3,581	100.0%	27	0.8%
515010	Health Service-City Match	0	7,256	7,742	7,256	100.0%	486	6.7%
515710	Dependent Coverage	0	19,788	21,112	19,788	100.0%	1,324	6.7%
516010	Dental Coverage	0	2,628	2,628	2,628	100.0%	0	0.0%
517010	Unemployment Insurance	0	666	672	666	100.0%	6	0.9%
519120	Long Term Disability Insurance	0	869	877	869	100.0%	8	0.9%
<b>FUND TOTAL: MTA OH OPR AGENCYWIDE NEW</b>		<b>0</b>	<b>343,557</b>	<b>347,553</b>	<b>343,557</b>	<b>100.0%</b>	<b>3,996</b>	<b>1.2%</b>
<b>FUND:</b>	<b>22305 MTA TS OPR PROJ SUP-PSF NEW</b>							
501010	Perm Salaries-Misc-Regular	0	66,000	66,000	66,000	100.0%	0	0.0%
514010	Social Security (Oasdi & Hi)	0	4,092	4,092	4,092	100.0%	0	0.0%
514020	Social Sec-Medicare(HI Only)	0	957	957	957	100.0%	0	0.0%



San Francisco Municipal Transportation Agency  
**Expenditure By Section By Fund By Account**  
 Budget Year 2019 and 2020

Account ID	Account Title	2018 Amended Budget	2019 Adopted Budget	2020 Adopted Budget	2019 Compared to 2018	2020 Compared to 2019
<b>DIVISION: 103773 MTAFA Fit Finance &amp; Info Tech</b>						
<b>FUND:</b>	<b>22305 MTA TS OPR PROJ SUP-PSF NEW</b>					
517010	Unemployment Insurance	0	178	178	178	100.0%
579030	MTA Division OH Cost Recovery	0	(71,227)	(71,227)	(71,227)	0.0%
<b>FUND TOTAL: MTA TS OPR PROJ SUP-PSF NEW</b>		<b>0</b>	<b>0</b>	<b>0</b>	<b>0</b>	<b>0.0%</b>
<b>FUND:</b>	<b>22310 MTA TS OPR PROJ SUP-PSF</b>					
501010	Perm Salaries-Misc-Regular	66,000	0	0	(66,000)	-100.0%
514010	Social Security (Oasdi & Hi)	4,092	0	0	(4,092)	-100.0%
514020	Social Sec-Medicare(HI Only)	957	0	0	(957)	-100.0%
517010	Unemployment Insurance	178	0	0	(178)	-100.0%
579030	MTA Division OH Cost Recovery	(71,227)	0	0	71,227	-100.0%
<b>FUND TOTAL: MTA TS OPR PROJ SUP-PSF</b>		<b>0</b>	<b>0</b>	<b>0</b>	<b>0</b>	<b>0.0%</b>
<b>FUND:</b>	<b>22770 MTA OH OPR AGENCYWIDE</b>					
501010	Perm Salaries-Misc-Regular	239,754	0	0	(239,754)	-100.0%
513010	Retire City Misc	45,536	0	0	(45,536)	-100.0%
514010	Social Security (Oasdi & Hi)	14,813	0	0	(14,813)	-100.0%
514020	Social Sec-Medicare(HI Only)	3,476	0	0	(3,476)	-100.0%
515010	Health Service-City Match	6,956	0	0	(6,956)	-100.0%
515710	Dependent Coverage	18,972	0	0	(18,972)	-100.0%
516010	Dental Coverage	2,708	0	0	(2,708)	-100.0%
517010	Unemployment Insurance	647	0	0	(647)	-100.0%
519120	Long Term Disability Insurance	844	0	0	(844)	-100.0%
<b>FUND TOTAL: MTA OH OPR AGENCYWIDE</b>		<b>333,706</b>	<b>0</b>	<b>0</b>	<b>(333,706)</b>	<b>-100.0%</b>
<b>SECTION TOTAL: MTA FABG Fit Budget &amp; Grants</b>		<b>333,706</b>	<b>343,557</b>	<b>347,553</b>	<b>9,851</b>	<b>3.0%</b>
<b>SECTION:</b>	<b>138716 MTAFAFS Fin Svc &amp; Rev Contrct</b>					
<b>FUND:</b>	<b>22265 MTA OH OPR AGENCYWIDE NEW</b>					
501010	Perm Salaries-Misc-Regular	0	940,108	947,341	940,108	100.0%
513010	Retire City Misc	0	176,097	176,448	176,097	100.0%



San Francisco Municipal Transportation Agency  
**Expenditure By Section By Fund By Account**  
 Budget Year 2019 and 2020

Account ID	Account Title	2018 Amended Budget	2019 Adopted Budget	2020 Adopted Budget	2019 Compared to 2018	2020 Compared to 2019		
<b>DIVISION: 103773 MTAFA Fit Finance &amp; Info Tech</b>								
<b>FUND:</b>	<b>22265 MTA OH OPR AGENCYWIDE NEW</b>							
514010	Social Security (Oasdi & Hi)	0	53,258	54,461	53,258	100.0%	1,203	2.3%
514020	Social Sec-Medicare(HI Only)	0	13,631	13,736	13,631	100.0%	105	0.8%
515010	Health Service-City Match	0	26,207	27,963	26,207	100.0%	1,756	6.7%
515710	Dependent Coverage	0	68,460	73,044	68,460	100.0%	4,584	6.7%
516010	Dental Coverage	0	9,351	9,351	9,351	100.0%	0	0.0%
517010	Unemployment Insurance	0	2,540	2,557	2,540	100.0%	17	0.7%
519110	Flexible Benefit Package	0	10,024	10,694	10,024	100.0%	670	6.7%
519120	Long Term Disability Insurance	0	2,153	2,169	2,153	100.0%	16	0.7%
531990	Other Equipment Rentals	0	30,000	30,000	30,000	100.0%	0	0.0%
535960	Software Licensing Fees	0	240,000	247,200	240,000	100.0%	7,200	3.0%
543410	Communication Supplies	0	10,000	10,300	10,000	100.0%	300	3.0%
<b>FUND TOTAL: MTA OH OPR AGENCYWIDE NEW</b>		<b>0</b>	<b>1,581,829</b>	<b>1,605,264</b>	<b>1,581,829</b>	<b>100.0%</b>	<b>23,435</b>	<b>1.5%</b>
<b>FUND:</b>	<b>22770 MTA OH OPR AGENCYWIDE</b>							
501010	Perm Salaries-Misc-Regular	921,202	0	0	(921,202)	-100.0%	0	0.0%
513010	Retire City Misc	172,285	0	0	(172,285)	-100.0%	0	0.0%
514010	Social Security (Oasdi & Hi)	52,124	0	0	(52,124)	-100.0%	0	0.0%
514020	Social Sec-Medicare(HI Only)	13,357	0	0	(13,357)	-100.0%	0	0.0%
515010	Health Service-City Match	25,180	0	0	(25,180)	-100.0%	0	0.0%
515710	Dependent Coverage	65,648	0	0	(65,648)	-100.0%	0	0.0%
516010	Dental Coverage	9,637	0	0	(9,637)	-100.0%	0	0.0%
517010	Unemployment Insurance	2,489	0	0	(2,489)	-100.0%	0	0.0%
519110	Flexible Benefit Package	9,592	0	0	(9,592)	-100.0%	0	0.0%
519120	Long Term Disability Insurance	2,079	0	0	(2,079)	-100.0%	0	0.0%
531990	Other Equipment Rentals	30,000	0	0	(30,000)	-100.0%	0	0.0%
<b>FUND TOTAL: MTA OH OPR AGENCYWIDE</b>		<b>1,303,593</b>	<b>0</b>	<b>0</b>	<b>(1,303,593)</b>	<b>-100.0%</b>	<b>0</b>	<b>0.0%</b>
<b>FUND:</b>	<b>22870 MTA SS Op Annual Account Ctrl</b>							
527990	Other Professional Services	12,856,644	13,464,160	13,868,085	607,516	4.7%	403,925	3.0%



San Francisco Municipal Transportation Agency  
**Expenditure By Section By Fund By Account**  
 Budget Year 2019 and 2020

Account ID	Account Title	2018 Amended Budget	2019 Adopted Budget	2020 Adopted Budget	2019 Compared to 2018	2020 Compared to 2019		
<b>DIVISION: 103773 MTAFA Fit Finance &amp; Info Tech</b>								
<b>FUND:</b>	<b>22870 MTA SS Op Annual Account Ctrl</b>							
530110	Property Rent	3,000,000	2,969,341	3,086,333	(30,659)	-1.0%	116,992	3.9%
535950	Credit Card Processing Fees	737,272	737,272	737,272	0	0.0%	0	0.0%
535990	Other Current Expenses	124,287	20,600	21,218	(103,687)	-83.4%	618	3.0%
540000	Materials & Supplies-Budget	138,853	51,500	53,045	(87,353)	-62.9%	1,545	3.0%
<b>FUND TOTAL: MTA SS Op Annual Account Ctrl</b>		<b>16,857,056</b>	<b>17,242,873</b>	<b>17,765,953</b>	<b>385,817</b>	<b>2.3%</b>	<b>523,080</b>	<b>3.0%</b>
<b>SECTION TOTAL: MTAFAFS Fin Svc &amp; Rev Conrtct</b>		<b>18,160,649</b>	<b>18,824,702</b>	<b>19,371,217</b>	<b>664,053</b>	<b>3.7%</b>	<b>546,515</b>	<b>2.9%</b>
<b>SECTION: 139649 MTAFAFARC Rev Collection &amp; Sales</b>								
<b>FUND:</b>	<b>22260 MTA TS Op Annual Account Ctrl</b>							
501010	Perm Salaries-Misc-Regular	4,867,058	4,880,880	4,918,425	13,822	0.3%	37,545	0.8%
501070	Holiday Pay - Misc	78,546	78,546	78,546	0	0.0%	0	0.0%
509010	Premium Pay - Misc	50,642	50,642	50,642	0	0.0%	0	0.0%
511010	Overtime - Scheduled Misc	238,144	238,144	238,144	0	0.0%	0	0.0%
513010	Retire City Misc	934,065	930,063	932,000	(4,002)	-0.4%	1,937	0.2%
514010	Social Security (Oasdi & Hi)	319,879	320,909	323,913	1,030	0.3%	3,004	0.9%
514020	Social Sec-Medicare(HI Only)	75,898	76,099	76,642	201	0.3%	543	0.7%
515010	Health Service-City Match	259,053	264,582	282,294	5,529	2.1%	17,712	6.7%
515710	Dependent Coverage	553,613	566,486	604,432	12,873	2.3%	37,946	6.7%
516010	Dental Coverage	83,932	79,884	79,884	(4,048)	-4.8%	0	0.0%
517010	Unemployment Insurance	14,134	14,170	14,272	36	0.3%	102	0.7%
519110	Flexible Benefit Package	18,141	18,162	19,376	21	0.1%	1,214	6.7%
519120	Long Term Disability Insurance	16,857	16,958	17,092	101	0.6%	134	0.8%
522020	Training Costs Paid To Vendors	158	158	158	0	0.0%	0	0.0%
523020	Local Field Exp	161	161	161	0	0.0%	0	0.0%
527990	Other Professional Services	7,755,280	6,922,937	7,072,937	(832,343)	-10.7%	150,000	2.2%
528990	Other Bldg Maint Svcs	30,474	30,474	30,474	0	0.0%	0	0.0%
529990	Other Equip Maint	54,437	54,437	54,437	0	0.0%	0	0.0%
531350	Reproduction Copier Store Prog	17,674	17,674	17,674	0	0.0%	0	0.0%





San Francisco Municipal Transportation Agency  
**Expenditure By Section By Fund By Account**  
 Budget Year 2019 and 2020

Account ID	Account Title	2018 Amended Budget	2019 Adopted Budget	2020 Adopted Budget	2019 Compared to 2018	2020 Compared to 2019
<b>DIVISION: 103773 MTAFA Fit Finance &amp; Info Tech</b>						
<b>FUND:</b>	<b>22260 MTA TS Op Annual Account Ctrl</b>					
535210	Freight-Delivery	190	190	190	0	0.0%
535520	Printing	557	557	557	0	0.0%
535810	Advertising	337	337	337	0	0.0%
535990	Other Current Expenses	7,165	7,165	7,165	0	0.0%
540000	Materials & Supplies-Budget	1,000,000	850,000	850,000	(150,000)	-15.0%
545310	Uniforms	159	159	159	0	0.0%
549310	Forms	616,485	366,485	366,485	(250,000)	-40.6%
549410	Minor Furnishings	2,871	2,871	2,871	0	0.0%
549500	Office Supply-Citywide Contrac	12,165	12,165	12,165	0	0.0%
549510	Other Office Supplies	3,592	3,592	3,592	0	0.0%
549990	Other Materials & Supplies	26,503	26,503	26,503	0	0.0%
550010	Eqpmnt(5KOr_-Controlled Asset)	1,030,000	30,000	30,000	(1,000,000)	-97.1%
579990	Allocated Chrgs-Spec Sources	(61,533)	(61,533)	(61,533)	0	0.0%
<b>FUND TOTAL:</b>	<b>MTA TS Op Annual Account Ctrl</b>	<b>18,006,637</b>	<b>15,799,857</b>	<b>16,049,994</b>	<b>(2,206,780)</b>	<b>-12.3%</b>
<b>FUND:</b>	<b>22870 MTA SS Op Annual Account Ctrl</b>					
501010	Perm Salaries-Misc-Regular	3,855,832	3,899,388	3,929,383	43,556	1.1%
509010	Premium Pay - Misc	7,318	7,318	7,318	0	0.0%
511010	Overtime - Scheduled Misc	64,800	64,800	64,800	0	0.0%
513010	Retire City Misc	741,135	743,727	745,279	2,592	0.3%
514010	Social Security (Oasdi & Hi)	242,393	244,343	246,835	1,950	0.8%
514020	Social Sec-Medicare(HI Only)	56,956	57,586	58,021	630	1.1%
515010	Health Service-City Match	191,818	195,349	208,426	3,531	1.8%
515710	Dependent Coverage	412,179	419,287	447,372	7,108	1.7%
516010	Dental Coverage	62,319	59,019	59,019	(3,300)	-5.3%
517010	Unemployment Insurance	10,604	10,725	10,805	121	1.1%
519110	Flexible Benefit Package	8,900	9,401	10,029	501	5.6%
519120	Long Term Disability Insurance	14,044	14,130	14,238	86	0.6%
526610	Interpreters	5,724	5,724	5,724	0	0.0%



San Francisco Municipal Transportation Agency  
**Expenditure By Section By Fund By Account**  
 Budget Year 2019 and 2020

Account ID	Account Title	2018 Amended Budget	2019 Adopted Budget	2020 Adopted Budget	2019 Compared to 2018	2020 Compared to 2019
<b>DIVISION: 103773 MTAFA Fit Finance &amp; Info Tech</b>						
<b>FUND:</b>	<b>22870 MTA SS Op Annual Account Ctrl</b>					
527990	Other Professional Services	5,000,000	2,248,103	3,084,402	(2,751,897)	836,299 37.2%
528110	Security	889	889	889	0	0 0.0%
529310	Office Equip Maint	4,865	4,865	4,865	0	0 0.0%
529990	Other Equip Maint	3,052	3,052	3,052	0	0 0.0%
530210	Garage Rent	6,240	0	0	(6,240)	0 -100.0%
531350	Reproduction Copier Store Prog	25,955	25,955	25,955	0	0 0.0%
535520	Printing	78,035	78,035	78,035	0	0 0.0%
535710	Subscriptions	307	307	307	0	0 0.0%
535950	Credit Card Processing Fees	976,894	976,894	976,894	0	0 0.0%
535960	Software Licensing Fees	817	817	817	0	0 0.0%
535990	Other Current Expenses	6,168	6,168	6,168	0	0 0.0%
542110	Electrical	107	107	107	0	0 0.0%
542810	Small Tools And Intruments	243	243	243	0	0 0.0%
545990	Other Safety Expenses	21,820	21,820	21,820	0	0 0.0%
549500	Office Supply-Citywide Contrac	12,463	12,463	12,463	0	0 0.0%
549510	Other Office Supplies	2,786	2,786	2,786	0	0 0.0%
552410	Payments To Other Govt	1,934	1,934	1,934	0	0 0.0%
581710	Is-Purch-Centr Shop-AutoMaint	2,929	2,183	2,239	(746)	56 -25.5%
581740	Is-Purch-Centr Shop-FuelStock	1,330	969	1,030	(361)	61 -27.1%
581790	GF-Purch-Mail Services	192,044	192,044	192,044	0	0 0.0%
581820	Is-Purch-Reproduction	14,459	14,459	14,459	0	0 0.0%
<b>FUND TOTAL: MTA SS Op Annual Account Ctrl</b>		<b>12,027,359</b>	<b>9,324,890</b>	<b>10,237,758</b>	<b>(2,702,469)</b>	<b>912,868 9.8%</b>
<b>SECTION TOTAL: MTAFA Rev Collction &amp; Sales</b>		<b>30,033,996</b>	<b>25,124,747</b>	<b>26,287,752</b>	<b>(4,909,249)</b>	<b>1,163,005 4.6%</b>
<b>SECTION:</b>	<b>175646 MTAFA MM Fit Materials Mgmt</b>					
<b>FUND:</b>	<b>22260 MTA TS Op Annual Account Ctrl</b>					
501010	Perm Salaries-Misc-Regular	4,819,898	5,301,985	5,429,020	482,087	127,035 2.4%
501070	Holiday Pay - Misc	105,209	105,209	105,209	0	0 0.0%



San Francisco Municipal Transportation Agency  
**Expenditure By Section By Fund By Account**  
 Budget Year 2019 and 2020

Account ID	Account Title	2018 Amended Budget	2019 Adopted Budget	2020 Adopted Budget	2019 Compared to 2018	2020 Compared to 2019		
<b>DIVISION: 103773 MTAFA Fit Finance &amp; Info Tech</b>								
<b>FUND:</b>	<b>22260 MTA TS Op Annual Account Ctrl</b>							
509010	Premium Pay - Misc	35,921	35,921	35,921	0	0.0%	0	0.0%
511010	Overtime - Scheduled Misc	244,539	244,539	244,539	0	0.0%	0	0.0%
513010	Retire City Misc	879,910	964,455	983,215	84,545	9.6%	18,760	1.9%
514010	Social Security (Oasdi & Hi)	320,245	350,187	358,724	29,942	9.3%	8,537	2.4%
514020	Social Sec-Medicare(HI Only)	75,483	82,471	84,314	6,988	9.3%	1,843	2.2%
515010	Health Service-City Match	229,637	255,025	277,266	25,388	11.1%	22,241	8.7%
515710	Dependent Coverage	516,930	571,823	620,999	54,893	10.6%	49,176	8.6%
516010	Dental Coverage	77,133	79,566	81,005	2,433	3.2%	1,439	1.8%
517010	Unemployment Insurance	14,054	15,355	15,699	1,301	9.3%	344	2.2%
519110	Flexible Benefit Package	3,982	9,617	10,260	5,635	141.5%	643	6.7%
519120	Long Term Disability Insurance	16,824	18,152	18,637	1,328	7.9%	485	2.7%
523020	Local Field Exp	135	135	135	0	0.0%	0	0.0%
531350	Reproduction Copier Store Prog	2,503	2,503	2,503	0	0.0%	0	0.0%
535210	Freight-Delivery	357	357	357	0	0.0%	0	0.0%
535960	Software Licensing Fees	19,573	19,573	19,573	0	0.0%	0	0.0%
535990	Other Current Expenses	157	157	157	0	0.0%	0	0.0%
542810	Small Tools And Intruments	1,123	1,123	1,123	0	0.0%	0	0.0%
545990	Other Safety Expenses	1,581	1,581	1,581	0	0.0%	0	0.0%
549210	Data Processing Supplies	9,523	9,523	9,523	0	0.0%	0	0.0%
549410	Minor Furnishings	394	394	394	0	0.0%	0	0.0%
549500	Office Supply-Citywide Contrac	5,303	5,303	5,303	0	0.0%	0	0.0%
549510	Other Office Supplies	3,769	3,769	3,769	0	0.0%	0	0.0%
550010	Eqpmnt(5KOr_-Controlled Asset)	33,956	33,956	33,956	0	0.0%	0	0.0%
<b>FUND TOTAL:</b>	<b>MTA TS Op Annual Account Ctrl</b>	<b>7,418,139</b>	<b>8,112,679</b>	<b>8,343,182</b>	<b>694,540</b>	<b>9.4%</b>	<b>230,503</b>	<b>2.8%</b>
<b>SECTION TOTAL: MTAFAFM Fit Materials Mgmt</b>		<b>7,418,139</b>	<b>8,112,679</b>	<b>8,343,182</b>	<b>694,540</b>	<b>9.4%</b>	<b>230,503</b>	<b>2.8%</b>
<b>SECTION:</b>	<b>175647 MTAFA Fit Admin Hearing</b>							
<b>FUND:</b>	<b>22870 MTA SS Op Annual Account Ctrl</b>							



San Francisco Municipal Transportation Agency  
**Expenditure By Section By Fund By Account**  
 Budget Year 2019 and 2020

Account ID	Account Title	2018 Amended Budget	2019 Adopted Budget	2020 Adopted Budget	2019 Compared to 2018	2020 Compared to 2019
<b>DIVISION: 103773 MTAFA Fit Finance &amp; Info Tech</b>						
<b>FUND:</b>	<b>22870 MTA SS Op Annual Account Ctrl</b>					
501010	Perm Salaries-Misc-Regular	1,311,674	1,359,904	1,369,765	48,230	3.7%
509010	Premium Pay - Misc	2,637	2,637	2,637	0	0.0%
513010	Retire City Misc	236,202	243,539	244,638	7,337	3.1%
514010	Social Security (Oasdi & Hi)	80,153	82,425	83,375	2,272	2.8%
514020	Social Sec-Medicare(HI Only)	19,057	19,757	19,900	700	3.7%
515010	Health Service-City Match	43,002	44,819	47,821	1,817	4.2%
515710	Dependent Coverage	111,976	116,790	124,607	4,814	4.3%
516010	Dental Coverage	16,230	15,750	15,750	(480)	-3.0%
517010	Unemployment Insurance	3,550	3,680	3,705	130	3.7%
519110	Flexible Benefit Package	4,796	5,012	5,347	216	4.5%
519120	Long Term Disability Insurance	3,870	3,983	4,014	113	2.9%
<b>FUND TOTAL: MTA SS Op Annual Account Ctrl</b>		<b>1,833,147</b>	<b>1,898,296</b>	<b>1,921,559</b>	<b>65,149</b>	<b>3.6%</b>
<b>SECTION TOTAL: MTAFA Fit Admin Hearing</b>		<b>1,833,147</b>	<b>1,898,296</b>	<b>1,921,559</b>	<b>65,149</b>	<b>3.6%</b>
<b>SECTION: 175648 MTAFACT Fit Contract &amp; Procure</b>						
<b>FUND:</b>	<b>22265 MTA OH OPR AGENCYWIDE NEW</b>					
549510	Other Office Supplies	0	1,327	1,327	1,327	100.0%
581750	GF-Purch-General Office	0	202,396	211,413	202,396	100.0%
<b>FUND TOTAL: MTA OH OPR AGENCYWIDE NEW</b>		<b>0</b>	<b>203,723</b>	<b>212,740</b>	<b>203,723</b>	<b>100.0%</b>
<b>FUND:</b>	<b>22305 MTA TS OPR PROJ SUP-PSF NEW</b>					
527990	Other Professional Services	0	150,000	150,000	150,000	100.0%
531350	Reproduction Copier Store Prog	0	6,089	6,089	6,089	100.0%
549510	Other Office Supplies	0	279	279	279	100.0%
579030	MTA Division OH Cost Recovery	0	(1,522,663)	(1,539,929)	(1,522,663)	0.0%
581073	Sr-DPW-General Administration	0	22,587	23,378	22,587	100.0%
581330	GF-Bus & Ecn Dev	0	781,234	781,234	781,234	100.0%
581500	GF-Human Rights Commission	0	198,113	205,523	198,113	100.0%



San Francisco Municipal Transportation Agency  
**Expenditure By Section By Fund By Account**  
 Budget Year 2019 and 2020

Account ID	Account Title	2018 Amended Budget	2019 Adopted Budget	2020 Adopted Budget	2019 Compared to 2018	2020 Compared to 2019		
<b>DIVISION: 103773 MTAFA Fit Finance &amp; Info Tech</b>								
<b>FUND:</b>	<b>22305 MTA TS OPR PROJ SUP-PSF NEW</b>							
581750	GF-Purch-General Office	0	202,396	211,413	202,396	100.0%	9,017	4.5%
581920	GF-HRc Surety Bond	0	160,697	160,697	160,697	100.0%	0	0.0%
<b>FUND TOTAL: MTA TS OPR PROJ SUP-PSF NEW</b>		<b>0</b>	<b>(1,268)</b>	<b>(1,316)</b>	<b>(1,268)</b>	<b>0.0%</b>	<b>(48)</b>	<b>3.8%</b>
<b>FUND:</b>	<b>22310 MTA TS OPR PROJ SUP-PSF</b>							
531350	Reproduction Copier Store Prog	6,089	0	0	(6,089)	-100.0%	0	0.0%
549510	Other Office Supplies	279	0	0	(279)	-100.0%	0	0.0%
579030	MTA Division OH Cost Recovery	(935,784)	0	0	935,784	-100.0%	0	0.0%
581073	Sr-DPW-General Administration	22,587	0	0	(22,587)	-100.0%	0	0.0%
581330	GF-Bus & Ecn Dev	309,000	0	0	(309,000)	-100.0%	0	0.0%
581500	GF-Human Rights Commission	190,345	0	0	(190,345)	-100.0%	0	0.0%
581750	GF-Purch-General Office	247,857	0	0	(247,857)	-100.0%	0	0.0%
581920	GF-HRc Surety Bond	159,627	0	0	(159,627)	-100.0%	0	0.0%
<b>FUND TOTAL: MTA TS OPR PROJ SUP-PSF</b>		<b>0</b>	<b>0</b>	<b>0</b>	<b>0</b>	<b>0.0%</b>	<b>0</b>	<b>0.0%</b>
<b>FUND:</b>	<b>22770 MTA OH OPR AGENCYWIDE</b>							
549510	Other Office Supplies	1,327	0	0	(1,327)	-100.0%	0	0.0%
581750	GF-Purch-General Office	247,857	0	0	(247,857)	-100.0%	0	0.0%
<b>FUND TOTAL: MTA OH OPR AGENCYWIDE</b>		<b>249,184</b>	<b>0</b>	<b>0</b>	<b>(249,184)</b>	<b>-100.0%</b>	<b>0</b>	<b>0.0%</b>
<b>SECTION TOTAL: MTAFACT Fit Contract &amp; Procure</b>		<b>249,184</b>	<b>202,455</b>	<b>211,424</b>	<b>(46,729)</b>	<b>-18.8%</b>	<b>8,969</b>	<b>4.4%</b>
<b>SECTION:</b>	<b>197644 MTAFAFP Fit Performance</b>							
<b>FUND:</b>	<b>22265 MTA OH OPR AGENCYWIDE NEW</b>							
501010	Perm Salaries-Misc-Regular	0	1,654,815	1,667,544	1,654,815	100.0%	12,729	0.8%
513010	Retire City Misc	0	310,893	312,095	310,893	100.0%	1,202	0.4%
514010	Social Security (Oasdi & Hi)	0	91,226	93,738	91,226	100.0%	2,512	2.8%
514020	Social Sec-Medicare(HI Only)	0	23,994	24,180	23,994	100.0%	186	0.8%
515010	Health Service-City Match	0	50,541	53,927	50,541	100.0%	3,386	6.7%
515710	Dependent Coverage	0	123,948	132,250	123,948	100.0%	8,302	6.7%



San Francisco Municipal Transportation Agency  
**Expenditure By Section By Fund By Account**  
 Budget Year 2019 and 2020

Account ID	Account Title	2018 Amended Budget	2019 Adopted Budget	2020 Adopted Budget	2019 Compared to 2018	2020 Compared to 2019		
<b>DIVISION: 103773 MTAFA Fit Finance &amp; Info Tech</b>								
<b>FUND:</b>	<b>22265 MTA OH OPR AGENCYWIDE NEW</b>							
516010	Dental Coverage	0	17,199	17,199	17,199	100.0%	0	0.0%
517010	Unemployment Insurance	0	4,468	4,503	4,468	100.0%	35	0.8%
519110	Flexible Benefit Package	0	20,048	21,388	20,048	100.0%	1,340	6.7%
519120	Long Term Disability Insurance	0	3,526	3,556	3,526	100.0%	30	0.9%
581160	GF-Adm-General(AAO)	0	6,003,123	6,003,573	6,003,123	100.0%	450	0.0%
<b>FUND TOTAL: MTA OH OPR AGENCYWIDE NEW</b>		<b>0</b>	<b>8,303,781</b>	<b>8,333,953</b>	<b>8,303,781</b>	<b>100.0%</b>	<b>30,172</b>	<b>0.4%</b>
<b>FUND:</b>	<b>22770 MTA OH OPR AGENCYWIDE</b>							
501010	Perm Salaries-Misc-Regular	1,368,056	0	0	(1,368,056)	-100.0%	0	0.0%
513010	Retire City Misc	259,038	0	0	(259,038)	-100.0%	0	0.0%
514010	Social Security (Oasdi & Hi)	76,419	0	0	(76,419)	-100.0%	0	0.0%
514020	Social Sec-Medicare(HI Only)	19,835	0	0	(19,835)	-100.0%	0	0.0%
515010	Health Service-City Match	40,790	0	0	(40,790)	-100.0%	0	0.0%
515710	Dependent Coverage	100,634	0	0	(100,634)	-100.0%	0	0.0%
516010	Dental Coverage	14,858	0	0	(14,858)	-100.0%	0	0.0%
517010	Unemployment Insurance	3,695	0	0	(3,695)	-100.0%	0	0.0%
519110	Flexible Benefit Package	9,592	0	0	(9,592)	-100.0%	0	0.0%
519120	Long Term Disability Insurance	3,646	0	0	(3,646)	-100.0%	0	0.0%
581160	GF-Adm-General(AAO)	5,988,123	0	0	(5,988,123)	-100.0%	0	0.0%
<b>FUND TOTAL: MTA OH OPR AGENCYWIDE</b>		<b>7,884,686</b>	<b>0</b>	<b>0</b>	<b>(7,884,686)</b>	<b>-100.0%</b>	<b>0</b>	<b>0.0%</b>
<b>SECTION TOTAL: MTAFAFP Fit Performance</b>		<b>7,884,686</b>	<b>8,303,781</b>	<b>8,333,953</b>	<b>419,095</b>	<b>5.3%</b>	<b>30,172</b>	<b>0.4%</b>
<b>MTAFA Fit Finance &amp; Info TechTotals</b>		<b>110,614,956</b>	<b>105,525,030</b>	<b>106,370,100</b>	<b>(5,089,926)</b>	<b>-4.6%</b>	<b>845,070</b>	<b>0.8%</b>



San Francisco Municipal Transportation Agency

Position by Division by Class

Budget Year 2019 and 2020

Class	Job Class Title	2018 Amended Budget	2019 Adopted Budget	2020 Adopted Budget	2019 Compared to 2018	2020 Compared to 2019
<b>DIVISION: 103773 MTAFA Fit Finance &amp; Info Tech</b>						
1033_C	IS Trainer-Senior	1.00	1.00	1.00	0.00	0.00
1041_C	IS Engineer-Assistant	2.00	2.00	2.00	0.00	0.00
1042_C	IS Engineer-Journey	5.00	5.00	5.00	0.00	0.00
1043_C	IS Engineer-Senior	2.00	3.00	3.00	1.00	0.00
1044_C	IS Engineer-Principal	18.00	16.00	16.00	(2.00)	0.00
1052_C	IS Business Analyst	6.00	6.00	6.00	0.00	0.00
1053_C	IS Business Analyst-Senior	5.00	5.00	5.00	0.00	0.00
1054_C	IS Business Analyst-Principal	3.00	3.00	3.00	0.00	0.00
1070_C	IS Project Director	2.00	2.00	2.00	0.00	0.00
1091_C	IT Operations Support Administrator I	1.00	0.00	0.00	(1.00)	0.00
1093_C	IT Operations Support Administrator III	2.00	2.00	2.00	0.00	0.00
1094_C	IT Operations Support Administrator IV	6.00	6.00	6.00	0.00	0.00
1095_C	IT Operations Support Administrator V	1.00	1.00	1.00	0.00	0.00
1231_C	EEO Programs Senior Specialist	0.00	1.00	1.00	1.00	0.00
1402_C	Junior Clerk	1.00	1.00	1.00	0.00	0.00
1406_C	Senior Clerk	1.00	1.00	1.00	0.00	0.00
1408_C	Principal Clerk	1.00	0.00	0.00	(1.00)	0.00
1426_C	Senior Clerk Typist	1.00	1.00	1.00	0.00	0.00
1450_C	Executive Secretary I	2.00	2.00	2.00	0.00	0.00
1452_C	Executive Secretary II	1.00	1.00	1.00	0.00	0.00
1630_C	Account Clerk	2.00	2.00	2.00	0.00	0.00
1632_C	Senior Account Clerk	11.00	10.00	10.00	(1.00)	0.00
1634_C	Principal Account Clerk	13.00	13.00	13.00	0.00	0.00
1652_C	Accountant II	7.00	8.00	8.00	1.00	0.00
1654_C	Accountant III	18.00	18.00	18.00	0.00	0.00
1657_C	Accountant IV	9.00	10.00	10.00	1.00	0.00
1820_C	Junior Administrative Analyst	5.00	5.00	5.00	0.00	0.00
1822_C	Administrative Analyst	12.00	13.00	13.00	1.00	0.00
1823_C	Senior Administrative Analyst	14.00	18.00	18.00	4.00	0.00
1824_C	Principal Administrative Analyst	29.00	28.00	28.00	(1.00)	0.00
1840_C	Junior Management Assistant	1.00	2.00	2.00	1.00	0.00
1842_C	Management Assistant	1.00	1.00	1.00	0.00	0.00



San Francisco Municipal Transportation Agency

Position by Division by Class

Budget Year 2019 and 2020

Class	Job Class Title	2018 Amended Budget	2019 Adopted Budget	2020 Adopted Budget	2019 Compared to 2018	2020 Compared to 2019
<b>DIVISION: 103773 MTAFA Fit Finance &amp; Info Tech</b>						
1844_C	Senior Management Assistant	2.00	2.00	2.00	0.00	0.00
1929_C	Parts Storekeeper	37.00	40.08	41.00	3.08	0.92
1931_C	Senior Parts Storekeeper	7.00	7.77	8.00	0.77	0.23
1935_C	Principal Parts Storekeeper	1.00	1.00	1.00	0.00	0.00
1937_C	Supervising Parts Storekeeper	1.00	1.00	1.00	0.00	0.00
1942_C	Assistant Materials Coordinator	5.00	4.00	4.00	(1.00)	0.00
1950_C	Assistant Purchaser	11.00	10.00	10.00	(1.00)	0.00
2708_C	Custodian	0.00	19.00	19.00	19.00	0.00
2716_C	Custodial Assistant Supervisor	0.00	1.00	1.00	1.00	0.00
2720_C	Janitorial Services Supervisor	0.00	1.00	1.00	1.00	0.00
2978_C	Contract Compliance Officer II	4.00	4.00	4.00	0.00	0.00
2992_C	Contract Compliance Officer I	2.00	2.00	2.00	0.00	0.00
3417_C	Gardener	0.00	3.00	3.00	3.00	0.00
5207_C	Associate Engineer	0.00	1.00	1.00	1.00	0.00
5211_C	Engineer/Architect/Landscape Architect S	0.00	1.00	1.00	1.00	0.00
5212_C	Engineer/Architect Principal	0.00	1.00	1.00	1.00	0.00
5277_C	Planner I	2.00	3.00	3.00	1.00	0.00
5288_C	Transportation Planner II	1.00	1.00	1.00	0.00	0.00
5289_C	Transportation Planner III	2.00	2.00	2.00	0.00	0.00
5290_C	Transportation Planner IV	1.00	1.00	1.00	0.00	0.00
5293_C	Planner IV	1.00	1.00	1.00	0.00	0.00
5302_C	Traffic Survey Technician	3.00	2.00	2.00	(1.00)	0.00
5502_C	Project Manager I	0.00	1.00	1.00	1.00	0.00
5504_C	Project Manager II	0.00	2.00	2.00	2.00	0.00
7203_C	Buildings And Grounds Maintenance Superv	0.00	1.00	1.00	1.00	0.00
7205_C	Chief Stationary Engineer	0.00	1.00	1.00	1.00	0.00
7238_C	Electrician Supervisor I	0.00	1.00	1.00	1.00	0.00
7262_C	Maintenance Planner	0.00	1.00	1.00	1.00	0.00
7334_C	Stationary Engineer	0.00	6.00	6.00	6.00	0.00
7335_C	Senior Stationary Engineer	0.00	1.00	1.00	1.00	0.00
7342_C	Locksmith	0.00	1.00	1.00	1.00	0.00
7344_C	Carpenter	0.00	3.00	3.00	3.00	0.00





San Francisco Municipal Transportation Agency

Position by Division by Class

Budget Year 2019 and 2020

Class	Job Class Title	2018 Amended Budget	2019 Adopted Budget	2020 Adopted Budget	2019 Compared to 2018	2020 Compared to 2019
<b>DIVISION: 103773 MTAFA Fit Finance &amp; Info Tech</b>						
7345_C	Electrician	0.00	2.00	2.00	2.00	0.00
7347_C	Plumber	0.00	2.00	2.00	2.00	0.00
7510_C	Lighting Fixture Maintenance Worker	0.00	2.00	2.00	2.00	0.00
8167_C	Administrative Hearing Examiner	8.00	8.00	8.00	0.00	0.00
8168_C	Administrative Hearing Supervisor	1.00	1.00	1.00	0.00	0.00
9110_C	Fare Collections Receiver	47.00	47.00	47.00	0.00	0.00
9116_C	Senior Fare Collections Receiver	13.00	13.00	13.00	0.00	0.00
9117_C	Principal Fare Collections Receiver	3.00	3.00	3.00	0.00	0.00
9151_C	Real Estate Development Manager	1.00	1.00	1.00	0.00	0.00
9172_C	Manager II, Municipal Transportation Age	2.00	2.00	2.00	0.00	0.00
9174_C	Manager IV, Municipal Transportation Age	10.00	11.00	11.00	1.00	0.00
9177_C	Manager III, Municipal Transportation Ag	5.00	2.00	2.00	(3.00)	0.00
9179_C	Manager V, Municipal Transportation Agen	6.00	10.00	10.00	4.00	0.00
9180_C	Manager VI, Municipal Transportation Age	2.00	1.00	1.00	(1.00)	0.00
9181_C	Manager VII, Municipal Transportation Ag	4.00	4.00	4.00	0.00	0.00
9182_C	Manager VIII, Municipal Transporation Ag	4.00	4.00	4.00	0.00	0.00
9183_C	Deputy Director I, Municipal Transportat	1.00	1.00	1.00	0.00	0.00
9187_C	Deputy Director II Municipal Transportat	1.00	1.00	1.00	0.00	0.00
9504_C	Permit and Citation Clerk	18.00	18.00	18.00	0.00	0.00
9506_C	Senior Permit and Citation Clerk	20.00	20.00	20.00	0.00	0.00
9508_C	Principal Permit and Citation Clerk	7.00	7.00	7.00	0.00	0.00
9993M_Z	Attrition Savings - Miscellaneous	(26.50)	(27.04)	(27.04)	(0.54)	0.00
TEMPM_	Temporary - Miscellaneous	8.80	8.42	8.15	(0.38)	(0.27)
<b>DIVISION TOTAL: MTAFA Fit Finance &amp; Info Tech</b>		<b>398.30</b>	<b>455.23</b>	<b>456.11</b>	<b>56.93</b>	<b>0.88</b>



San Francisco Municipal Transportation Agency

Position by Division by Section by Fund

Budget Year 2019 and 2020

Class	Job Class Title	2018 Amended Budget	2019 Adopted Budget	2020 Adopted Budget	2019 Compared to 2018	2020 Compared to 2019
<b>DIVISION: 103773 MTAFA Fit Finance &amp; Info Tech</b>						
<b>SECTION: 103759 MTAFAAC Fit Accounting Unit</b>						
<b>FUND: 22265 MTA OH OPR AGENCYWIDE NEW</b>						
1630_C	Account Clerk	0.00	2.00	2.00	2.00	0.00
1632_C	Senior Account Clerk	0.00	10.00	10.00	10.00	0.00
1634_C	Principal Account Clerk	0.00	8.00	8.00	8.00	0.00
1652_C	Accountant II	0.00	4.00	4.00	4.00	0.00
1654_C	Accountant III	0.00	11.00	11.00	11.00	0.00
1657_C	Accountant IV	0.00	6.00	6.00	6.00	0.00
1822_C	Administrative Analyst	0.00	1.00	1.00	1.00	0.00
1824_C	Principal Administrative Analyst	0.00	1.00	1.00	1.00	0.00
9174_C	Manager IV, Municipal Transportation Age	0.00	1.00	1.00	1.00	0.00
9179_C	Manager V, Municipal Transportation Agen	0.00	1.00	1.00	1.00	0.00
9182_C	Manager VIII, Municipal Transportation Ag	0.00	0.50	0.50	0.50	0.00
9993M_Z	Attrition Savings - Miscellaneous	0.00	(5.00)	(5.00)	(5.00)	0.00
TEMPM_	Temporary - Miscellaneous	0.00	1.28	1.24	1.28	(0.04)
<b>FUND TOTAL: MTA OH OPR AGENCYWIDE NEW</b>		<b>0.00</b>	<b>41.78</b>	<b>41.74</b>	<b>41.78</b>	<b>(0.04)</b>
<b>FUND: 22305 MTA TS OPR PROJ SUP-PSF NEW</b>						
1402_C	Junior Clerk	0.00	1.00	1.00	1.00	0.00
1634_C	Principal Account Clerk	0.00	5.00	5.00	5.00	0.00
1652_C	Accountant II	0.00	4.00	4.00	4.00	0.00
1654_C	Accountant III	0.00	7.00	7.00	7.00	0.00
1657_C	Accountant IV	0.00	4.00	4.00	4.00	0.00
1822_C	Administrative Analyst	0.00	4.00	4.00	4.00	0.00
1823_C	Senior Administrative Analyst	0.00	2.00	2.00	2.00	0.00
1824_C	Principal Administrative Analyst	0.00	1.00	1.00	1.00	0.00
9177_C	Manager III, Municipal Transportation Ag	0.00	1.00	1.00	1.00	0.00
9179_C	Manager V, Municipal Transportation Agen	0.00	1.00	1.00	1.00	0.00
9182_C	Manager VIII, Municipal Transportation Ag	0.00	0.50	0.50	0.50	0.00
TEMPM_	Temporary - Miscellaneous	0.00	1.82	1.76	1.82	(0.06)
<b>FUND TOTAL: MTA TS OPR PROJ SUP-PSF NEW</b>		<b>0.00</b>	<b>32.32</b>	<b>32.26</b>	<b>32.32</b>	<b>(0.06)</b>
<b>FUND: 22310 MTA TS OPR PROJ SUP-PSF</b>						



San Francisco Municipal Transportation Agency

Position by Division by Section by Fund

Budget Year 2019 and 2020

Class	Job Class Title	2018 Amended Budget	2019 Adopted Budget	2020 Adopted Budget	2019 Compared to 2018	2020 Compared to 2019
<b>DIVISION: 103773 MTAFA Fit Finance &amp; Info Tech</b>						
<b>FUND:</b>	<b>22310 MTA TS OPR PROJ SUP-PSF</b>					
1402_C	Junior Clerk	1.00	0.00	0.00	(1.00)	0.00
1634_C	Principal Account Clerk	5.00	0.00	0.00	(5.00)	0.00
1652_C	Accountant II	4.00	0.00	0.00	(4.00)	0.00
1654_C	Accountant III	7.00	0.00	0.00	(7.00)	0.00
1657_C	Accountant IV	4.00	0.00	0.00	(4.00)	0.00
1822_C	Administrative Analyst	4.00	0.00	0.00	(4.00)	0.00
1823_C	Senior Administrative Analyst	2.00	0.00	0.00	(2.00)	0.00
1824_C	Principal Administrative Analyst	1.00	0.00	0.00	(1.00)	0.00
9177_C	Manager III, Municipal Transportation Ag	1.00	0.00	0.00	(1.00)	0.00
9179_C	Manager V, Municipal Transportation Agen	1.00	0.00	0.00	(1.00)	0.00
9182_C	Manager VIII, Municipal Transportation Ag	0.50	0.00	0.00	(0.50)	0.00
TEMPM_	Temporary - Miscellaneous	1.88	0.00	0.00	(1.88)	0.00
<b>FUND TOTAL:</b>	<b>MTA TS OPR PROJ SUP-PSF</b>	<b>32.38</b>	<b>0.00</b>	<b>0.00</b>	<b>(32.38)</b>	<b>0.00</b>
<b>FUND:</b>	<b>22770 MTA OH OPR AGENCYWIDE</b>					
1630_C	Account Clerk	2.00	0.00	0.00	(2.00)	0.00
1632_C	Senior Account Clerk	11.00	0.00	0.00	(11.00)	0.00
1634_C	Principal Account Clerk	8.00	0.00	0.00	(8.00)	0.00
1652_C	Accountant II	3.00	0.00	0.00	(3.00)	0.00
1654_C	Accountant III	11.00	0.00	0.00	(11.00)	0.00
1657_C	Accountant IV	4.00	0.00	0.00	(4.00)	0.00
1822_C	Administrative Analyst	1.00	0.00	0.00	(1.00)	0.00
1824_C	Principal Administrative Analyst	1.00	0.00	0.00	(1.00)	0.00
9174_C	Manager IV, Municipal Transportation Age	1.00	0.00	0.00	(1.00)	0.00
9179_C	Manager V, Municipal Transportation Agen	1.00	0.00	0.00	(1.00)	0.00
9182_C	Manager VIII, Municipal Transportation Ag	0.50	0.00	0.00	(0.50)	0.00
9993M_Z	Attrition Savings - Miscellaneous	(3.94)	0.00	0.00	3.94	0.00
TEMPM_	Temporary - Miscellaneous	1.33	0.00	0.00	(1.33)	0.00
<b>FUND TOTAL:</b>	<b>MTA OH OPR AGENCYWIDE</b>	<b>40.89</b>	<b>0.00</b>	<b>0.00</b>	<b>(40.89)</b>	<b>0.00</b>
<b>SECTION TOTAL: MTAFAAC Fit Accounting Unit</b>		<b>73.27</b>	<b>74.10</b>	<b>74.00</b>	<b>0.83</b>	<b>(0.10)</b>



San Francisco Municipal Transportation Agency

Position by Division by Section by Fund

Budget Year 2019 and 2020

Class	Job Class Title	2018 Amended Budget	2019 Adopted Budget	2020 Adopted Budget	2019 Compared to 2018	2020 Compared to 2019
<b>DIVISION: 103773 MTAFA Fit Finance &amp; Info Tech</b>						
<b>SECTION: 103769 MTAFARE Real Estate Section</b>						
<b>FUND: 22260 MTA TS Op Annual Account Ctrl</b>						
1823_C	Senior Administrative Analyst	0.00	1.00	1.00	1.00	0.00
1824_C	Principal Administrative Analyst	1.00	0.00	0.00	(1.00)	0.00
2708_C	Custodian	0.00	19.00	19.00	19.00	0.00
2716_C	Custodial Assistant Supervisor	0.00	1.00	1.00	1.00	0.00
2720_C	Janitorial Services Supervisor	0.00	1.00	1.00	1.00	0.00
3417_C	Gardener	0.00	3.00	3.00	3.00	0.00
7203_C	Buildings And Grounds Maintenance Superv	0.00	1.00	1.00	1.00	0.00
7205_C	Chief Stationary Engineer	0.00	1.00	1.00	1.00	0.00
7238_C	Electrician Supervisor I	0.00	1.00	1.00	1.00	0.00
7262_C	Maintenance Planner	0.00	1.00	1.00	1.00	0.00
7334_C	Stationary Engineer	0.00	6.00	6.00	6.00	0.00
7335_C	Senior Stationary Engineer	0.00	1.00	1.00	1.00	0.00
7342_C	Locksmith	0.00	1.00	1.00	1.00	0.00
7344_C	Carpenter	0.00	3.00	3.00	3.00	0.00
7345_C	Electrician	0.00	2.00	2.00	2.00	0.00
7347_C	Plumber	0.00	2.00	2.00	2.00	0.00
7510_C	Lighting Fixture Maintenance Worker	0.00	2.00	2.00	2.00	0.00
<b>FUND TOTAL: MTA TS Op Annual Account Ctrl</b>		<b>1.00</b>	<b>46.00</b>	<b>46.00</b>	<b>45.00</b>	<b>0.00</b>
<b>FUND: 22265 MTA OH OPR AGENCYWIDE NEW</b>						
1823_C	Senior Administrative Analyst	0.00	3.00	3.00	3.00	0.00
1824_C	Principal Administrative Analyst	0.00	3.00	3.00	3.00	0.00
1844_C	Senior Management Assistant	0.00	1.00	1.00	1.00	0.00
5211_C	Engineer/Architect/Landscape Architect S	0.00	1.00	1.00	1.00	0.00
5212_C	Engineer/Architect Principal	0.00	1.00	1.00	1.00	0.00
5277_C	Planner I	0.00	1.00	1.00	1.00	0.00
5290_C	Transportation Planner IV	0.00	1.00	1.00	1.00	0.00
5502_C	Project Manager I	0.00	1.00	1.00	1.00	0.00
9151_C	Real Estate Development Manager	0.00	1.00	1.00	1.00	0.00
9174_C	Manager IV, Municipal Transportation Age	0.00	1.00	1.00	1.00	0.00
9182_C	Manager VIII, Municipal Transportation Ag	0.00	1.00	1.00	1.00	0.00



San Francisco Municipal Transportation Agency

Position by Division by Section by Fund

Budget Year 2019 and 2020

Class	Job Class Title	2018 Amended Budget	2019 Adopted Budget	2020 Adopted Budget	2019 Compared to 2018	2020 Compared to 2019
<b>DIVISION: 103773 MTAFA Fit Finance &amp; Info Tech</b>						
<b>FUND: 22265 MTA OH OPR AGENCYWIDE NEW</b>						
<b>FUND TOTAL: MTA OH OPR AGENCYWIDE NEW</b>		<b>0.00</b>	<b>15.00</b>	<b>15.00</b>	<b>15.00</b>	<b>0.00</b>
<b>FUND: 22770 MTA OH OPR AGENCYWIDE</b>						
1054_C	IS Business Analyst-Principal	1.00	0.00	0.00	(1.00)	0.00
1823_C	Senior Administrative Analyst	2.00	0.00	0.00	(2.00)	0.00
1824_C	Principal Administrative Analyst	3.00	0.00	0.00	(3.00)	0.00
9151_C	Real Estate Development Manager	1.00	0.00	0.00	(1.00)	0.00
9174_C	Manager IV, Municipal Transportation Age	1.00	0.00	0.00	(1.00)	0.00
9182_C	Manager VIII, Municipal Transportation Ag	1.00	0.00	0.00	(1.00)	0.00
<b>FUND TOTAL: MTA OH OPR AGENCYWIDE</b>		<b>9.00</b>	<b>0.00</b>	<b>0.00</b>	<b>(9.00)</b>	<b>0.00</b>
<b>SECTION TOTAL: MTAFARE Real Estate Section</b>		<b>10.00</b>	<b>61.00</b>	<b>61.00</b>	<b>51.00</b>	<b>0.00</b>
<b>SECTION: 130667 MTAFAIT Info &amp; Techonology</b>						
<b>FUND: 22260 MTA TS Op Annual Account Ctrl</b>						
1033_C	IS Trainer-Senior	1.00	1.00	1.00	0.00	0.00
1041_C	IS Engineer-Assistant	1.00	1.00	1.00	0.00	0.00
1091_C	IT Operations Support Administrator I	1.00	0.00	0.00	(1.00)	0.00
1093_C	IT Operations Support Administrator III	1.00	2.00	2.00	1.00	0.00
1094_C	IT Operations Support Administrator IV	6.00	6.00	6.00	0.00	0.00
1095_C	IT Operations Support Administrator V	1.00	1.00	1.00	0.00	0.00
1820_C	Junior Administrative Analyst	1.00	1.00	1.00	0.00	0.00
9993M_Z	Attrition Savings - Miscellaneous	(1.32)	(0.98)	(0.98)	0.34	0.00
<b>FUND TOTAL: MTA TS Op Annual Account Ctrl</b>		<b>10.68</b>	<b>11.02</b>	<b>11.02</b>	<b>0.34</b>	<b>0.00</b>
<b>FUND: 22265 MTA OH OPR AGENCYWIDE NEW</b>						
1041_C	IS Engineer-Assistant	0.00	1.00	1.00	1.00	0.00
1042_C	IS Engineer-Journey	0.00	5.00	5.00	5.00	0.00
1043_C	IS Engineer-Senior	0.00	3.00	3.00	3.00	0.00
1044_C	IS Engineer-Principal	0.00	15.00	15.00	15.00	0.00
1052_C	IS Business Analyst	0.00	2.00	2.00	2.00	0.00
1053_C	IS Business Analyst-Senior	0.00	5.00	5.00	5.00	0.00
1054_C	IS Business Analyst-Principal	0.00	2.00	2.00	2.00	0.00



San Francisco Municipal Transportation Agency

Position by Division by Section by Fund

Budget Year 2019 and 2020

Class	Job Class Title	2018 Amended Budget	2019 Adopted Budget	2020 Adopted Budget	2019 Compared to 2018	2020 Compared to 2019
<b>DIVISION: 103773 MTAFA Fit Finance &amp; Info Tech</b>						
<b>FUND:</b>	<b>22265 MTA OH OPR AGENCYWIDE NEW</b>					
1070_C	IS Project Director	0.00	2.00	2.00	2.00	0.00
1824_C	Principal Administrative Analyst	0.00	2.00	2.00	2.00	0.00
5207_C	Associate Engineer	0.00	1.00	1.00	1.00	0.00
5504_C	Project Manager II	0.00	2.00	2.00	2.00	0.00
9174_C	Manager IV, Municipal Transportation Age	0.00	2.00	2.00	2.00	0.00
9180_C	Manager VI, Municipal Transportation Age	0.00	1.00	1.00	1.00	0.00
9182_C	Manager VIII, Municipal Transportation Age	0.00	1.00	1.00	1.00	0.00
9993M_Z	Attrition Savings - Miscellaneous	0.00	(4.44)	(4.44)	(4.44)	0.00
TEMPM_	Temporary - Miscellaneous	0.00	1.44	1.40	1.44	(0.04)
<b>FUND TOTAL:</b>	<b>MTA OH OPR AGENCYWIDE NEW</b>	<b>0.00</b>	<b>41.00</b>	<b>40.96</b>	<b>41.00</b>	<b>(0.04)</b>
<b>FUND:</b>	<b>22305 MTA TS OPR PROJ SUP-PSF NEW</b>					
1044_C	IS Engineer-Principal	0.00	1.00	1.00	1.00	0.00
1052_C	IS Business Analyst	0.00	4.00	4.00	4.00	0.00
1054_C	IS Business Analyst-Principal	0.00	1.00	1.00	1.00	0.00
1823_C	Senior Administrative Analyst	0.00	1.00	1.00	1.00	0.00
1824_C	Principal Administrative Analyst	0.00	3.00	3.00	3.00	0.00
5289_C	Transportation Planner III	0.00	1.00	1.00	1.00	0.00
9179_C	Manager V, Municipal Transportation Agen	0.00	1.00	1.00	1.00	0.00
<b>FUND TOTAL:</b>	<b>MTA TS OPR PROJ SUP-PSF NEW</b>	<b>0.00</b>	<b>12.00</b>	<b>12.00</b>	<b>12.00</b>	<b>0.00</b>
<b>FUND:</b>	<b>22310 MTA TS OPR PROJ SUP-PSF</b>					
1044_C	IS Engineer-Principal	1.00	0.00	0.00	(1.00)	0.00
1052_C	IS Business Analyst	4.00	0.00	0.00	(4.00)	0.00
1054_C	IS Business Analyst-Principal	1.00	0.00	0.00	(1.00)	0.00
1823_C	Senior Administrative Analyst	1.00	0.00	0.00	(1.00)	0.00
1824_C	Principal Administrative Analyst	3.00	0.00	0.00	(3.00)	0.00
1942_C	Assistant Materials Coordinator	1.00	0.00	0.00	(1.00)	0.00
5289_C	Transportation Planner III	1.00	0.00	0.00	(1.00)	0.00
9179_C	Manager V, Municipal Transportation Agen	1.00	0.00	0.00	(1.00)	0.00
<b>FUND TOTAL:</b>	<b>MTA TS OPR PROJ SUP-PSF</b>	<b>13.00</b>	<b>0.00</b>	<b>0.00</b>	<b>(13.00)</b>	<b>0.00</b>
<b>FUND:</b>	<b>22770 MTA OH OPR AGENCYWIDE</b>					



San Francisco Municipal Transportation Agency

Position by Division by Section by Fund

Budget Year 2019 and 2020

Class	Job Class Title	2018 Amended Budget	2019 Adopted Budget	2020 Adopted Budget	2019 Compared to 2018	2020 Compared to 2019
<b>DIVISION: 103773 MTAFA Fit Finance &amp; Info Tech</b>						
<b>FUND:</b>	<b>22770 MTA OH OPR AGENCYWIDE</b>					
1041_C	IS Engineer-Assistant	1.00	0.00	0.00	(1.00)	0.00
1042_C	IS Engineer-Journey	5.00	0.00	0.00	(5.00)	0.00
1043_C	IS Engineer-Senior	2.00	0.00	0.00	(2.00)	0.00
1044_C	IS Engineer-Principal	17.00	0.00	0.00	(17.00)	0.00
1052_C	IS Business Analyst	2.00	0.00	0.00	(2.00)	0.00
1053_C	IS Business Analyst-Senior	4.00	0.00	0.00	(4.00)	0.00
1054_C	IS Business Analyst-Principal	1.00	0.00	0.00	(1.00)	0.00
1070_C	IS Project Director	2.00	0.00	0.00	(2.00)	0.00
1820_C	Junior Administrative Analyst	1.00	0.00	0.00	(1.00)	0.00
1824_C	Principal Administrative Analyst	2.00	0.00	0.00	(2.00)	0.00
9174_C	Manager IV, Municipal Transportation Age	2.00	0.00	0.00	(2.00)	0.00
9177_C	Manager III, Municipal Transportation Ag	1.00	0.00	0.00	(1.00)	0.00
9180_C	Manager VI, Municipal Transportation Age	1.00	0.00	0.00	(1.00)	0.00
9182_C	Manager VIII, Municipal Transportation Ag	1.00	0.00	0.00	(1.00)	0.00
9993M_Z	Attrition Savings - Miscellaneous	(5.22)	0.00	0.00	5.22	0.00
TEMPM_	Temporary - Miscellaneous	1.49	0.00	0.00	(1.49)	0.00
<b>FUND TOTAL:</b>	<b>MTA OH OPR AGENCYWIDE</b>	<b>38.27</b>	<b>0.00</b>	<b>0.00</b>	<b>(38.27)</b>	<b>0.00</b>
<b>SECTION TOTAL: MTAFAIT Info &amp; Techonology</b>		<b>61.95</b>	<b>64.02</b>	<b>63.98</b>	<b>2.07</b>	<b>(0.04)</b>
<b>SECTION: 138711 MTAFA Fit Administration</b>						
<b>FUND:</b>	<b>22265 MTA OH OPR AGENCYWIDE NEW</b>					
1452_C	Executive Secretary II	0.00	1.00	1.00	1.00	0.00
1822_C	Administrative Analyst	0.00	1.00	1.00	1.00	0.00
1824_C	Principal Administrative Analyst	0.00	1.00	1.00	1.00	0.00
1840_C	Junior Management Assistant	0.00	1.00	1.00	1.00	0.00
9179_C	Manager V, Municipal Transportation Agen	0.00	1.00	1.00	1.00	0.00
9187_C	Deputy Director II Municipal Transportat	0.00	1.00	1.00	1.00	0.00
9993M_Z	Attrition Savings - Miscellaneous	0.00	(1.57)	(1.57)	(1.57)	0.00
<b>FUND TOTAL:</b>	<b>MTA OH OPR AGENCYWIDE NEW</b>	<b>0.00</b>	<b>4.43</b>	<b>4.43</b>	<b>4.43</b>	<b>0.00</b>
<b>FUND:</b>	<b>22770 MTA OH OPR AGENCYWIDE</b>					



San Francisco Municipal Transportation Agency

Position by Division by Section by Fund

Budget Year 2019 and 2020

Class	Job Class Title	2018 Amended Budget	2019 Adopted Budget	2020 Adopted Budget	2019 Compared to 2018	2020 Compared to 2019
<b>DIVISION: 103773 MTAFA Fit Finance &amp; Info Tech</b>						
<b>FUND:</b>	<b>22770 MTA OH OPR AGENCYWIDE</b>					
1408_C	Principal Clerk	1.00	0.00	0.00	(1.00)	0.00
1450_C	Executive Secretary I	1.00	0.00	0.00	(1.00)	0.00
1452_C	Executive Secretary II	1.00	0.00	0.00	(1.00)	0.00
1822_C	Administrative Analyst	1.00	0.00	0.00	(1.00)	0.00
1823_C	Senior Administrative Analyst	1.00	0.00	0.00	(1.00)	0.00
1824_C	Principal Administrative Analyst	1.00	0.00	0.00	(1.00)	0.00
1844_C	Senior Management Assistant	1.00	0.00	0.00	(1.00)	0.00
9174_C	Manager IV, Municipal Transportation Age	1.00	0.00	0.00	(1.00)	0.00
9187_C	Deputy Director II Municipal Transportat	1.00	0.00	0.00	(1.00)	0.00
9993M_Z	Attrition Savings - Miscellaneous	(1.52)	0.00	0.00	1.52	0.00
<b>FUND TOTAL:</b>	<b>MTA OH OPR AGENCYWIDE</b>	<b>7.48</b>	<b>0.00</b>	<b>0.00</b>	<b>(7.48)</b>	<b>0.00</b>
<b>SECTION TOTAL: MTAFA Fit Administration</b>		<b>7.48</b>	<b>4.43</b>	<b>4.43</b>	<b>(3.05)</b>	<b>0.00</b>
<b>SECTION: 138712 MTA FABG Fit Budget &amp; Grants</b>						
<b>FUND:</b>	<b>22265 MTA OH OPR AGENCYWIDE NEW</b>					
1823_C	Senior Administrative Analyst	0.00	1.00	1.00	1.00	0.00
1824_C	Principal Administrative Analyst	0.00	1.00	1.00	1.00	0.00
<b>FUND TOTAL:</b>	<b>MTA OH OPR AGENCYWIDE NEW</b>	<b>0.00</b>	<b>2.00</b>	<b>2.00</b>	<b>2.00</b>	<b>0.00</b>
<b>FUND:</b>	<b>22305 MTA TS OPR PROJ SUP-PSF NEW</b>					
1822_C	Administrative Analyst	0.00	1.00	1.00	1.00	0.00
1823_C	Senior Administrative Analyst	0.00	3.00	3.00	3.00	0.00
1824_C	Principal Administrative Analyst	0.00	8.00	8.00	8.00	0.00
5277_C	Planner I	0.00	2.00	2.00	2.00	0.00
5288_C	Transportation Planner II	0.00	1.00	1.00	1.00	0.00
9179_C	Manager V, Municipal Transportation Agen	0.00	2.00	2.00	2.00	0.00
9181_C	Manager VII, Municipal Transportation Ag	0.00	1.00	1.00	1.00	0.00
TEMPM_	Temporary - Miscellaneous	0.00	0.66	0.63	0.66	(0.03)
<b>FUND TOTAL:</b>	<b>MTA TS OPR PROJ SUP-PSF NEW</b>	<b>0.00</b>	<b>18.66</b>	<b>18.63</b>	<b>18.66</b>	<b>(0.03)</b>
<b>FUND:</b>	<b>22310 MTA TS OPR PROJ SUP-PSF</b>					
1820_C	Junior Administrative Analyst	1.00	0.00	0.00	(1.00)	0.00





San Francisco Municipal Transportation Agency

Position by Division by Section by Fund

Budget Year 2019 and 2020

Class	Job Class Title	2018 Amended Budget	2019 Adopted Budget	2020 Adopted Budget	2019 Compared to 2018	2020 Compared to 2019
<b>DIVISION: 103773 MTAFA Fit Finance &amp; Info Tech</b>						
<b>FUND: 22310</b>	<b>MTA TS OPR PROJ SUP-PSF</b>					
1823_C	Senior Administrative Analyst	2.00	0.00	0.00	(2.00)	0.00
1824_C	Principal Administrative Analyst	7.00	0.00	0.00	(7.00)	0.00
5277_C	Planner I	2.00	0.00	0.00	(2.00)	0.00
5288_C	Transportation Planner II	1.00	0.00	0.00	(1.00)	0.00
5289_C	Transportation Planner III	1.00	0.00	0.00	(1.00)	0.00
9174_C	Manager IV, Municipal Transportation Age	1.00	0.00	0.00	(1.00)	0.00
9179_C	Manager V, Municipal Transportation Agen	1.00	0.00	0.00	(1.00)	0.00
9181_C	Manager VII, Municipal Transportation Ag	1.00	0.00	0.00	(1.00)	0.00
TEMPM_	Temporary - Miscellaneous	0.68	0.00	0.00	(0.68)	0.00
<b>FUND TOTAL:</b>	<b>MTA TS OPR PROJ SUP-PSF</b>	<b>17.68</b>	<b>0.00</b>	<b>0.00</b>	<b>(17.68)</b>	<b>0.00</b>
<b>FUND: 22770</b>	<b>MTA OH OPR AGENCYWIDE</b>					
1823_C	Senior Administrative Analyst	1.00	0.00	0.00	(1.00)	0.00
1824_C	Principal Administrative Analyst	1.00	0.00	0.00	(1.00)	0.00
<b>FUND TOTAL:</b>	<b>MTA OH OPR AGENCYWIDE</b>	<b>2.00</b>	<b>0.00</b>	<b>0.00</b>	<b>(2.00)</b>	<b>0.00</b>
<b>SECTION TOTAL: MTA FABG Fit Budget &amp; Grants</b>		<b>19.68</b>	<b>20.66</b>	<b>20.63</b>	<b>0.98</b>	<b>(0.03)</b>
<b>SECTION: 138716 MTAFAFS Fin Svc &amp; Rev Contrct</b>						
<b>FUND: 22265</b>	<b>MTA OH OPR AGENCYWIDE NEW</b>					
1822_C	Administrative Analyst	0.00	1.00	1.00	1.00	0.00
1823_C	Senior Administrative Analyst	0.00	1.00	1.00	1.00	0.00
1824_C	Principal Administrative Analyst	0.00	3.00	3.00	3.00	0.00
9174_C	Manager IV, Municipal Transportation Age	0.00	1.00	1.00	1.00	0.00
9181_C	Manager VII, Municipal Transportation Ag	0.00	1.00	1.00	1.00	0.00
<b>FUND TOTAL:</b>	<b>MTA OH OPR AGENCYWIDE NEW</b>	<b>0.00</b>	<b>7.00</b>	<b>7.00</b>	<b>7.00</b>	<b>0.00</b>
<b>FUND: 22770</b>	<b>MTA OH OPR AGENCYWIDE</b>					
1822_C	Administrative Analyst	1.00	0.00	0.00	(1.00)	0.00
1823_C	Senior Administrative Analyst	1.00	0.00	0.00	(1.00)	0.00
1824_C	Principal Administrative Analyst	3.00	0.00	0.00	(3.00)	0.00
9174_C	Manager IV, Municipal Transportation Age	1.00	0.00	0.00	(1.00)	0.00
9181_C	Manager VII, Municipal Transportation Ag	1.00	0.00	0.00	(1.00)	0.00



San Francisco Municipal Transportation Agency

Position by Division by Section by Fund

Budget Year 2019 and 2020

Class	Job Class Title	2018 Amended Budget	2019 Adopted Budget	2020 Adopted Budget	2019 Compared to 2018	2020 Compared to 2019
<b>DIVISION: 103773 MTAFA Fit Finance &amp; Info Tech</b>						
<b>FUND: 22770</b>	<b>MTA OH OPR AGENCYWIDE</b>					
TEMPM_	Temporary - Miscellaneous	0.09	0.00	0.00	(0.09)	0.00
<b>FUND TOTAL:</b>	<b>MTA OH OPR AGENCYWIDE</b>	<b>7.09</b>	<b>0.00</b>	<b>0.00</b>	<b>(7.09)</b>	<b>0.00</b>
<b>SECTION TOTAL: MTAFAFS Fin Svc &amp; Rev Contract</b>		<b>7.09</b>	<b>7.00</b>	<b>7.00</b>	<b>(0.09)</b>	<b>0.00</b>
<b>SECTION: 139649 MTAFAFC Rev Collection &amp; Sales</b>						
<b>FUND: 22260</b>	<b>MTA TS Op Annual Account Ctrl</b>					
1823_C	Senior Administrative Analyst	1.00	1.00	1.00	0.00	0.00
1824_C	Principal Administrative Analyst	1.00	0.00	0.00	(1.00)	0.00
1840_C	Junior Management Assistant	1.00	1.00	1.00	0.00	0.00
1844_C	Senior Management Assistant	1.00	1.00	1.00	0.00	0.00
9110_C	Fare Collections Receiver	47.00	47.00	47.00	0.00	0.00
9116_C	Senior Fare Collections Receiver	13.00	13.00	13.00	0.00	0.00
9117_C	Principal Fare Collections Receiver	3.00	3.00	3.00	0.00	0.00
9172_C	Manager II, Municipal Transportation Age	2.00	2.00	2.00	0.00	0.00
9174_C	Manager IV, Municipal Transportation Age	1.00	1.00	1.00	0.00	0.00
9181_C	Manager VII, Municipal Transportation Ag	1.00	1.00	1.00	0.00	0.00
9993M_Z	Attrition Savings - Miscellaneous	(6.44)	(6.68)	(6.68)	(0.24)	0.00
<b>FUND TOTAL:</b>	<b>MTA TS Op Annual Account Ctrl</b>	<b>64.56</b>	<b>63.32</b>	<b>63.32</b>	<b>(1.24)</b>	<b>0.00</b>
<b>FUND: 22870</b>	<b>MTA SS Op Annual Account Ctrl</b>					
1842_C	Management Assistant	1.00	1.00	1.00	0.00	0.00
5302_C	Traffic Survey Technician	3.00	2.00	2.00	(1.00)	0.00
9174_C	Manager IV, Municipal Transportation Age	0.00	1.00	1.00	1.00	0.00
9177_C	Manager III, Municipal Transportation Ag	2.00	1.00	1.00	(1.00)	0.00
9504_C	Permit and Citation Clerk	18.00	18.00	18.00	0.00	0.00
9506_C	Senior Permit and Citation Clerk	20.00	20.00	20.00	0.00	0.00
9508_C	Principal Permit and Citation Clerk	7.00	7.00	7.00	0.00	0.00
9993M_Z	Attrition Savings - Miscellaneous	(3.03)	(3.17)	(3.17)	(0.14)	0.00
<b>FUND TOTAL:</b>	<b>MTA SS Op Annual Account Ctrl</b>	<b>47.97</b>	<b>46.83</b>	<b>46.83</b>	<b>(1.14)</b>	<b>0.00</b>
<b>SECTION TOTAL: MTAFAFC Rev Collection &amp; Sales</b>		<b>112.53</b>	<b>110.15</b>	<b>110.15</b>	<b>(2.38)</b>	<b>0.00</b>



San Francisco Municipal Transportation Agency

Position by Division by Section by Fund

Budget Year 2019 and 2020

Class	Job Class Title	2018 Amended Budget	2019 Adopted Budget	2020 Adopted Budget	2019 Compared to 2018	2020 Compared to 2019
<b>DIVISION: 103773 MTAFA Fit Finance &amp; Info Tech</b>						
<b>SECTION: 175646 MTAFAMM Fit Materials Mgmt</b>						
<b>FUND: 22260 MTA TS Op Annual Account Ctrl</b>						
1426_C	Senior Clerk Typist	1.00	1.00	1.00	0.00	0.00
1823_C	Senior Administrative Analyst	1.00	1.00	1.00	0.00	0.00
1929_C	Parts Storekeeper	37.00	40.08	41.00	3.08	0.92
1931_C	Senior Parts Storekeeper	7.00	7.77	8.00	0.77	0.23
1935_C	Principal Parts Storekeeper	1.00	1.00	1.00	0.00	0.00
1937_C	Supervising Parts Storekeeper	1.00	1.00	1.00	0.00	0.00
1942_C	Assistant Materials Coordinator	4.00	4.00	4.00	0.00	0.00
1950_C	Assistant Purchaser	11.00	10.00	10.00	(1.00)	0.00
9174_C	Manager IV, Municipal Transportation Age	0.00	2.00	2.00	2.00	0.00
9180_C	Manager VI, Municipal Transportation Age	1.00	0.00	0.00	(1.00)	0.00
9993M_Z	Attrition Savings - Miscellaneous	(5.03)	(5.20)	(5.20)	(0.17)	0.00
TEMPM_	Temporary - Miscellaneous	2.53	2.45	2.37	(0.08)	(0.08)
<b>FUND TOTAL: MTA TS Op Annual Account Ctrl</b>		<b>61.50</b>	<b>65.10</b>	<b>66.17</b>	<b>3.60</b>	<b>1.07</b>
<b>SECTION TOTAL: MTAFAMM Fit Materials Mgmt</b>		<b>61.50</b>	<b>65.10</b>	<b>66.17</b>	<b>3.60</b>	<b>1.07</b>
<b>SECTION: 175647 MTAFA Fit Admin Hearing</b>						
<b>FUND: 22870 MTA SS Op Annual Account Ctrl</b>						
1406_C	Senior Clerk	1.00	1.00	1.00	0.00	0.00
1820_C	Junior Administrative Analyst	1.00	1.00	1.00	0.00	0.00
8167_C	Administrative Hearing Examiner	8.00	8.00	8.00	0.00	0.00
8168_C	Administrative Hearing Supervisor	1.00	1.00	1.00	0.00	0.00
9174_C	Manager IV, Municipal Transportation Age	1.00	0.00	0.00	(1.00)	0.00
9179_C	Manager V, Municipal Transportation Agen	0.00	1.00	1.00	1.00	0.00
TEMPM_	Temporary - Miscellaneous	0.80	0.77	0.75	(0.03)	(0.02)
<b>FUND TOTAL: MTA SS Op Annual Account Ctrl</b>		<b>12.80</b>	<b>12.77</b>	<b>12.75</b>	<b>(0.03)</b>	<b>(0.02)</b>
<b>SECTION TOTAL: MTAFA Fit Admin Hearing</b>		<b>12.80</b>	<b>12.77</b>	<b>12.75</b>	<b>(0.03)</b>	<b>(0.02)</b>
<b>SECTION: 175648 MTAFACT Fit Contract &amp; Procure</b>						
<b>FUND: 22305 MTA TS OPR PROJ SUP-PSF NEW</b>						



San Francisco Municipal Transportation Agency

Position by Division by Section by Fund

Budget Year 2019 and 2020

Class	Job Class Title	2018 Amended Budget	2019 Adopted Budget	2020 Adopted Budget	2019 Compared to 2018	2020 Compared to 2019
<b>DIVISION: 103773 MTAFA Fit Finance &amp; Info Tech</b>						
<b>FUND:</b>	<b>22305 MTA TS OPR PROJ SUP-PSF NEW</b>					
1231_C	EEO Programs Senior Specialist	0.00	1.00	1.00	1.00	0.00
1450_C	Executive Secretary I	0.00	2.00	2.00	2.00	0.00
1822_C	Administrative Analyst	0.00	1.00	1.00	1.00	0.00
1823_C	Senior Administrative Analyst	0.00	3.00	3.00	3.00	0.00
1824_C	Principal Administrative Analyst	0.00	4.00	4.00	4.00	0.00
2978_C	Contract Compliance Officer II	0.00	4.00	4.00	4.00	0.00
2992_C	Contract Compliance Officer I	0.00	2.00	2.00	2.00	0.00
9179_C	Manager V, Municipal Transportation Agen	0.00	1.00	1.00	1.00	0.00
9181_C	Manager VII, Municipal Transportation Ag	0.00	1.00	1.00	1.00	0.00
9182_C	Manager VIII, Municipal Transportation Ag	0.00	1.00	1.00	1.00	0.00
<b>FUND TOTAL:</b>	<b>MTA TS OPR PROJ SUP-PSF NEW</b>	<b>0.00</b>	<b>20.00</b>	<b>20.00</b>	<b>20.00</b>	<b>0.00</b>
<b>FUND:</b>	<b>22310 MTA TS OPR PROJ SUP-PSF</b>					
1450_C	Executive Secretary I	1.00	0.00	0.00	(1.00)	0.00
1822_C	Administrative Analyst	1.00	0.00	0.00	(1.00)	0.00
1823_C	Senior Administrative Analyst	1.00	0.00	0.00	(1.00)	0.00
1824_C	Principal Administrative Analyst	4.00	0.00	0.00	(4.00)	0.00
2978_C	Contract Compliance Officer II	4.00	0.00	0.00	(4.00)	0.00
2992_C	Contract Compliance Officer I	2.00	0.00	0.00	(2.00)	0.00
9179_C	Manager V, Municipal Transportation Agen	1.00	0.00	0.00	(1.00)	0.00
9181_C	Manager VII, Municipal Transportation Ag	1.00	0.00	0.00	(1.00)	0.00
9182_C	Manager VIII, Municipal Transportation Ag	1.00	0.00	0.00	(1.00)	0.00
<b>FUND TOTAL:</b>	<b>MTA TS OPR PROJ SUP-PSF</b>	<b>16.00</b>	<b>0.00</b>	<b>0.00</b>	<b>(16.00)</b>	<b>0.00</b>
<b>SECTION TOTAL: MTAFACT Fit Contract &amp; Procure</b>		<b>16.00</b>	<b>20.00</b>	<b>20.00</b>	<b>4.00</b>	<b>0.00</b>
<b>SECTION: 197644 MTAFAPF Fit Performance</b>						
<b>FUND:</b>	<b>22265 MTA OH OPR AGENCYWIDE NEW</b>					
1820_C	Junior Administrative Analyst	0.00	2.00	2.00	2.00	0.00
1822_C	Administrative Analyst	0.00	3.00	3.00	3.00	0.00
1823_C	Senior Administrative Analyst	0.00	1.00	1.00	1.00	0.00
1824_C	Principal Administrative Analyst	0.00	1.00	1.00	1.00	0.00



San Francisco Municipal Transportation Agency

Position by Division by Section by Fund

Budget Year 2019 and 2020

Class	Job Class Title	2018 Amended Budget	2019 Adopted Budget	2020 Adopted Budget	2019 Compared to 2018	2020 Compared to 2019
<b>DIVISION: 103773 MTAFA Fit Finance &amp; Info Tech</b>						
<b>FUND:</b>	<b>22265 MTA OH OPR AGENCYWIDE NEW</b>					
5289_C	Transportation Planner III	0.00	1.00	1.00	1.00	0.00
5293_C	Planner IV	0.00	1.00	1.00	1.00	0.00
9174_C	Manager IV, Municipal Transportation Age	0.00	1.00	1.00	1.00	0.00
9179_C	Manager V, Municipal Transportation Agen	0.00	2.00	2.00	2.00	0.00
9183_C	Deputy Director I, Municipal Transportat	0.00	1.00	1.00	1.00	0.00
<b>FUND TOTAL:</b>	<b>MTA OH OPR AGENCYWIDE NEW</b>	<b>0.00</b>	<b>13.00</b>	<b>13.00</b>	<b>13.00</b>	<b>0.00</b>
<b>FUND:</b>	<b>22305 MTA TS OPR PROJ SUP-PSF NEW</b>					
1820_C	Junior Administrative Analyst	0.00	1.00	1.00	1.00	0.00
1822_C	Administrative Analyst	0.00	1.00	1.00	1.00	0.00
9174_C	Manager IV, Municipal Transportation Age	0.00	1.00	1.00	1.00	0.00
<b>FUND TOTAL:</b>	<b>MTA TS OPR PROJ SUP-PSF NEW</b>	<b>0.00</b>	<b>3.00</b>	<b>3.00</b>	<b>3.00</b>	<b>0.00</b>
<b>FUND:</b>	<b>22310 MTA TS OPR PROJ SUP-PSF</b>					
1093_C	IT Operations Support Administrator III	1.00	0.00	0.00	(1.00)	0.00
1657_C	Accountant IV	1.00	0.00	0.00	(1.00)	0.00
1822_C	Administrative Analyst	1.00	0.00	0.00	(1.00)	0.00
9174_C	Manager IV, Municipal Transportation Age	1.00	0.00	0.00	(1.00)	0.00
9177_C	Manager III, Municipal Transportation Ag	1.00	0.00	0.00	(1.00)	0.00
<b>FUND TOTAL:</b>	<b>MTA TS OPR PROJ SUP-PSF</b>	<b>5.00</b>	<b>0.00</b>	<b>0.00</b>	<b>(5.00)</b>	<b>0.00</b>
<b>FUND:</b>	<b>22770 MTA OH OPR AGENCYWIDE</b>					
1053_C	IS Business Analyst-Senior	1.00	0.00	0.00	(1.00)	0.00
1820_C	Junior Administrative Analyst	1.00	0.00	0.00	(1.00)	0.00
1822_C	Administrative Analyst	3.00	0.00	0.00	(3.00)	0.00
1823_C	Senior Administrative Analyst	1.00	0.00	0.00	(1.00)	0.00
1824_C	Principal Administrative Analyst	1.00	0.00	0.00	(1.00)	0.00
5290_C	Transportation Planner IV	1.00	0.00	0.00	(1.00)	0.00
5293_C	Planner IV	1.00	0.00	0.00	(1.00)	0.00
9179_C	Manager V, Municipal Transportation Agen	1.00	0.00	0.00	(1.00)	0.00
9183_C	Deputy Director I, Municipal Transportat	1.00	0.00	0.00	(1.00)	0.00
<b>FUND TOTAL:</b>	<b>MTA OH OPR AGENCYWIDE</b>	<b>11.00</b>	<b>0.00</b>	<b>0.00</b>	<b>(11.00)</b>	<b>0.00</b>



San Francisco Municipal Transportation Agency

Position by Division by Section by Fund

Budget Year 2019 and 2020

Class	Job Class Title	2018 Amended Budget	2019 Adopted Budget	2020 Adopted Budget	2019 Compared to 2018	2020 Compared to 2019
DIVISION: 103773 MTAFA Fit Finance & Info Tech						
<b>SECTION TOTAL: MTAFAFP Fit Performance</b>		<b>16.00</b>	<b>16.00</b>	<b>16.00</b>	<b>0.00</b>	<b>0.00</b>
<b>DIVISION TOTAL: MTAFA Fit Finance &amp; Info Tech</b>		<b>398.30</b>	<b>455.23</b>	<b>456.11</b>	<b>56.93</b>	<b>0.88</b>



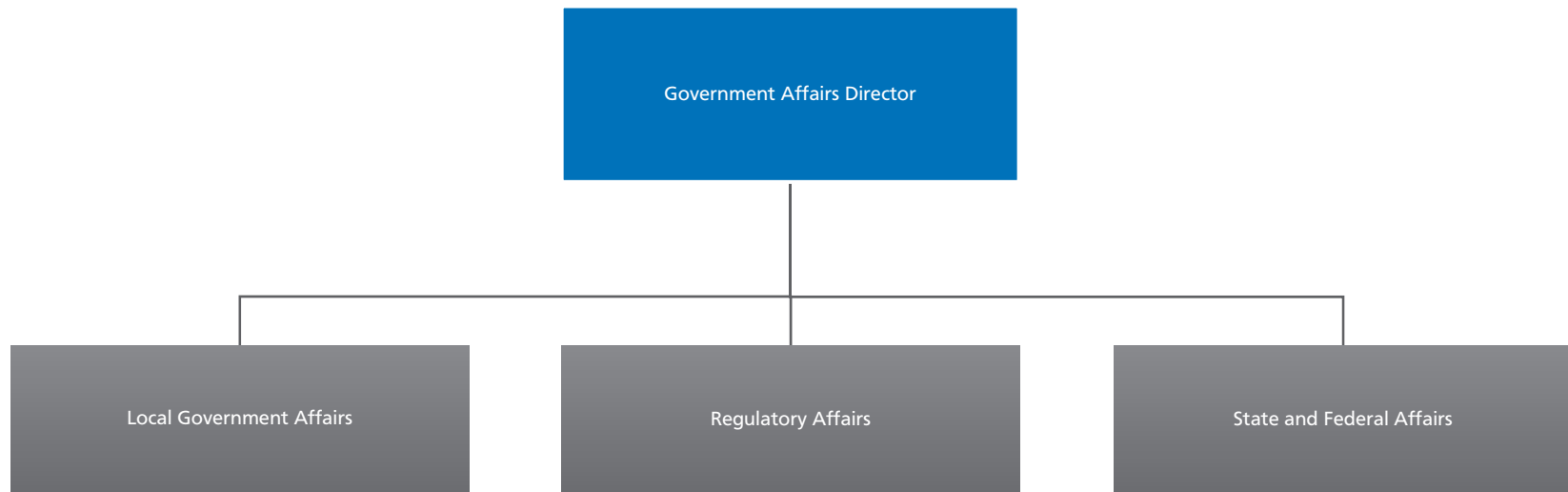
# Government Affairs

## MISSION

The mission of the Government Affairs division is to manage and coordinate relationships, policies and projects with the appropriate legislative bodies, government agencies and stakeholder groups at the local, regional, state and federal levels. This overall mission is guided by the development and adoption of the SFMTA annual legislative program and coordination with the Agency's Strategic Plan. All of these efforts are pursued in coordination with the Mayor's office. The Government Affairs Division also includes regulatory affairs which coordinates efforts with oversight agencies such as the Federal Transit Administration to ensure Title VI compliance and manages Agency audits.



# Government Affairs Division Organizational Chart







**San Francisco Municipal Transportation Agency  
Expenditure Account and Description**

Budget Year 2019 and 2020

Account ID	Account Title	Description
<b>MTAGA - GOVERNMENT AFFAIRS</b>		
501010	<a href="#">Perm Salaries-Misc-Regular</a>	Appropriation for permanent salaries reflects all regular job class positions budgeted in SFMTA's two-year operating budget. With the implementation of the new Financial System Project (FSP) in FY 2018, the City remapped its chart of accounts and this line item now consolidates all salary budget in one chart of account that includes miscellaneous employees, platform employees and temporary salaries.
513010	<a href="#">Retire City Misc</a>	The San Francisco Employees' Retirement System is funded on a cost-sharing basis with a combination of employee contributions, employer contributions, and investment earnings from the retirement fund. This line item reflects the cost of contributions the City makes as the employer to the retirement fund for positions budgeted in this organizational area. The employer contribution is set in three tiers with different maximum salary rate thresholds resulting in different retirement rates to be paid by the city. This structure is based on Proposition C passed in November 2011 that adjusted the City retirement contribution to reflect cost differences based on wages.
514010	<a href="#">Social Security (Oasdi &amp; Hi)</a>	Mandatory employer contribution to Social Security benefit is 6.20% of annual salaries budgeted.
514020	<a href="#">Social Sec-Medicare(HI Only)</a>	Mandatory employer contribution to Medicare is 1.45% of annual salaries budgeted.
515010	<a href="#">Health Service-City Match</a>	The City Charter requires employer contribution to the Health Service Trust Fund that covers health insurance costs for current and retired City employees and their dependents. This line item represents health insurance coverage for current employees.
515710	<a href="#">Dependent Coverage</a>	This line item represents employer contribution to the Health Service Trust Fund that covers health insurance costs for the dependents of current and retired employees. The budget is based on MOUs and Health Service enrollment records.
516010	<a href="#">Dental Coverage</a>	Required by the City Charter, this line item represents employer contribution to dental insurance for current and retired City employees and their dependents.
517010	<a href="#">Unemployment Insurance</a>	Mandated by the State of California, the City must budget for unemployment insurance coverage for its employees. The City reimburses the State for any unemployment benefits paid to former City employees. The Controller's Budget Office updates this rate upon review of the balance in the unemployment insurance fund.
519110	<a href="#">Flexible Benefit Package</a>	This account is used to record the cost of flexible benefit plans that are currently authorized for members of MEA and MAA.
519120	<a href="#">Long Term Disability Insurance</a>	This line item covers Long Term Disability Insurance for most of the labor unions.
521000	<a href="#">Travel-Budget</a>	This line item funds travel needs budgeted in this organizational area. It funds miscellaneous expenses for staff attending business meetings, seminars, and annual conferences and conventions.
524010	<a href="#">Membership Fees</a>	Section 16.6 of the San Francisco Administrative Code lists allowable membership organizations for the City departments. This appropriation funds professional organization membership fees.
535960	<a href="#">Software Licensing Fees</a>	This account is for software license fees.
549500	<a href="#">Office Supply-Citywide Contrac</a>	This budget is for purchase of office supplies covered under Citywide umbrella contracts.
581690	<a href="#">GF-Mayor's Office Services</a>	This work order funds SFMTA's share of State/Federal/San Francisco lobbyist contracts managed by the Mayor's Office.



San Francisco Municipal Transportation Agency  
**Expenditure By Division By Account**  
 Budget Year 2019 and 2020

Account ID	Account Title	2018 Amended Budget	2019 Adopted Budget	2020 Adopted Budget	2019 Compared to 2018	2020 Compared to 2019
<b>DIVISION: MTAGA Government Affairs</b>						
501010	Perm Salaries-Misc-Regular	845,402	764,265	770,144	(81,137) -9.6%	5,879 0.8%
513010	Retire City Misc	159,204	142,886	143,168	(16,318) -10.2%	282 0.2%
514010	Social Security (Oasdi & Hi)	46,087	39,387	40,798	(6,700) -14.5%	1,411 3.6%
514020	Social Sec-Medicare(HI Only)	12,257	11,081	11,166	(1,176) -9.6%	85 0.8%
515010	Health Service-City Match	21,538	18,592	19,839	(2,946) -13.7%	1,247 6.7%
515710	Dependent Coverage	57,496	49,926	53,272	(7,570) -13.2%	3,346 6.7%
516010	Dental Coverage	8,684	7,002	7,002	(1,682) -19.4%	0 0.0%
517010	Unemployment Insurance	2,283	2,063	2,080	(220) -9.6%	17 0.8%
519110	Flexible Benefit Package	23,980	20,048	21,388	(3,932) -16.4%	1,340 6.7%
519120	Long Term Disability Insurance	388	399	403	11 2.8%	4 1.0%
521000	Travel-Budget	6,000	6,000	6,000	0 0.0%	0 0.0%
524010	Membership Fees	7,500	7,500	7,500	0 0.0%	0 0.0%
535960	Software Licensing Fees	1,640	1,640	1,640	0 0.0%	0 0.0%
549500	Office Supply-Citywide Contrac	1,300	1,300	1,300	0 0.0%	0 0.0%
581690	GF-Mayor'S Office Services	234,529	245,489	245,489	10,960 4.7%	0 0.0%
<b>MTAGA Government Affairs Totals</b>		<b>1,428,288</b>	<b>1,317,578</b>	<b>1,331,189</b>	<b>(110,710) -7.8%</b>	<b>13,611 1.0%</b>



San Francisco Municipal Transportation Agency  
**Expenditure By Section By Fund By Account**  
 Budget Year 2019 and 2020

Account ID	Account Title	2018 Amended Budget	2019 Adopted Budget	2020 Adopted Budget	2019 Compared to 2018	2020 Compared to 2019
<b>DIVISION: 175649 MTAGA Government Affairs</b>						
<b>SECTION: 175650 MTAGA Government Affairs</b>						
<b>FUND: 22265 MTA OH OPR AGENCYWIDE NEW</b>						
501010	Perm Salaries-Misc-Regular	0	764,265	770,144	764,265 100.0%	5,879 0.8%
513010	Retire City Misc	0	142,886	143,168	142,886 100.0%	282 0.2%
514010	Social Security (Oasdi & Hi)	0	39,387	40,798	39,387 100.0%	1,411 3.6%
514020	Social Sec-Medicare(HI Only)	0	11,081	11,166	11,081 100.0%	85 0.8%
515010	Health Service-City Match	0	18,592	19,839	18,592 100.0%	1,247 6.7%
515710	Dependent Coverage	0	49,926	53,272	49,926 100.0%	3,346 6.7%
516010	Dental Coverage	0	7,002	7,002	7,002 100.0%	0 0.0%
517010	Unemployment Insurance	0	2,063	2,080	2,063 100.0%	17 0.8%
519110	Flexible Benefit Package	0	20,048	21,388	20,048 100.0%	1,340 6.7%
519120	Long Term Disability Insurance	0	399	403	399 100.0%	4 1.0%
521000	Travel-Budget	0	6,000	6,000	6,000 100.0%	0 0.0%
524010	Membership Fees	0	7,500	7,500	7,500 100.0%	0 0.0%
535960	Software Licensing Fees	0	1,640	1,640	1,640 100.0%	0 0.0%
549500	Office Supply-Citywide Contrac	0	1,300	1,300	1,300 100.0%	0 0.0%
581690	GF-Mayor'S Office Services	0	245,489	245,489	245,489 100.0%	0 0.0%
<b>FUND TOTAL: MTA OH OPR AGENCYWIDE NEW</b>		<b>0</b>	<b>1,317,578</b>	<b>1,331,189</b>	<b>1,317,578 100.0%</b>	<b>13,611 1.0%</b>
<b>FUND: 22770 MTA OH OPR AGENCYWIDE</b>						
501010	Perm Salaries-Misc-Regular	845,402	0	0	(845,402) -100.0%	0 0.0%
513010	Retire City Misc	159,204	0	0	(159,204) -100.0%	0 0.0%
514010	Social Security (Oasdi & Hi)	46,087	0	0	(46,087) -100.0%	0 0.0%
514020	Social Sec-Medicare(HI Only)	12,257	0	0	(12,257) -100.0%	0 0.0%
515010	Health Service-City Match	21,538	0	0	(21,538) -100.0%	0 0.0%
515710	Dependent Coverage	57,496	0	0	(57,496) -100.0%	0 0.0%
516010	Dental Coverage	8,684	0	0	(8,684) -100.0%	0 0.0%
517010	Unemployment Insurance	2,283	0	0	(2,283) -100.0%	0 0.0%
519110	Flexible Benefit Package	23,980	0	0	(23,980) -100.0%	0 0.0%



San Francisco Municipal Transportation Agency  
**Expenditure By Section By Fund By Account**  
 Budget Year 2019 and 2020

Account ID	Account Title	2018 Amended Budget	2019 Adopted Budget	2020 Adopted Budget	2019 Compared to 2018	2020 Compared to 2019
<b>DIVISION: 175649 MTAGA Government Affairs</b>						
<b>FUND:</b>	<b>22770 MTA OH OPR AGENCYWIDE</b>					
519120	Long Term Disability Insurance	388	0	0	(388) -100.0%	0 0.0%
521000	Travel-Budget	6,000	0	0	(6,000) -100.0%	0 0.0%
524010	Membership Fees	7,500	0	0	(7,500) -100.0%	0 0.0%
535960	Software Licensing Fees	1,640	0	0	(1,640) -100.0%	0 0.0%
549500	Office Supply-Citywide Contrac	1,300	0	0	(1,300) -100.0%	0 0.0%
581690	GF-Mayor'S Office Services	234,529	0	0	(234,529) -100.0%	0 0.0%
<b>FUND TOTAL: MTA OH OPR AGENCYWIDE</b>		<b>1,428,288</b>	<b>0</b>	<b>0</b>	<b>(1,428,288) -100.0%</b>	<b>0 0.0%</b>
<b>SECTION TOTAL: MTAGA Government Affairs</b>		<b>1,428,288</b>	<b>1,317,578</b>	<b>1,331,189</b>	<b>(110,710) -7.8%</b>	<b>13,611 1.0%</b>
<b>MTAGA Government AffairsTotals</b>		<b>1,428,288</b>	<b>1,317,578</b>	<b>1,331,189</b>	<b>(110,710) -7.8%</b>	<b>13,611 1.0%</b>



San Francisco Municipal Transportation Agency

Position by Division by Class

Budget Year 2019 and 2020

Class	Job Class Title	2018 Amended Budget	2019 Adopted Budget	2020 Adopted Budget	2019 Compared to 2018	2020 Compared to 2019
<b>DIVISION: 175649 MTAGA Government Affairs</b>						
1823_C	Senior Administrative Analyst	1.00	1.00	1.00	0.00	0.00
9172_C	Manager II, Municipal Transportation Age	2.00	1.00	1.00	(1.00)	0.00
9174_C	Manager IV, Municipal Transportation Age	2.00	2.00	2.00	0.00	0.00
9181_C	Manager VII, Municipal Transportation Ag	1.00	0.00	0.00	(1.00)	0.00
9183_C	Deputy Director I, Municipal Transportat	0.00	1.00	1.00	1.00	0.00
<b>DIVISION TOTAL: MTAGA Government Affairs</b>		<b>6.00</b>	<b>5.00</b>	<b>5.00</b>	<b>(1.00)</b>	<b>0.00</b>



San Francisco Municipal Transportation Agency

Position by Division by Section by Fund

Budget Year 2019 and 2020

Class	Job Class Title	2018 Amended Budget	2019 Adopted Budget	2020 Adopted Budget	2019 Compared to 2018	2020 Compared to 2019
<b>DIVISION: 175649 MTAGA Government Affairs</b>						
<b>SECTION: 175650 MTAGA Government Affairs</b>						
<b>FUND: 22265 MTA OH OPR AGENCYWIDE NEW</b>						
1823_C	Senior Administrative Analyst	0.00	1.00	1.00	1.00	0.00
9172_C	Manager II, Municipal Transportation Age	0.00	1.00	1.00	1.00	0.00
9174_C	Manager IV, Municipal Transportation Age	0.00	2.00	2.00	2.00	0.00
9183_C	Deputy Director I, Municipal Transportat	0.00	1.00	1.00	1.00	0.00
<b>FUND TOTAL: MTA OH OPR AGENCYWIDE NEW</b>		<b>0.00</b>	<b>5.00</b>	<b>5.00</b>	<b>5.00</b>	<b>0.00</b>
<b>FUND: 22770 MTA OH OPR AGENCYWIDE</b>						
1823_C	Senior Administrative Analyst	1.00	0.00	0.00	(1.00)	0.00
9172_C	Manager II, Municipal Transportation Age	2.00	0.00	0.00	(2.00)	0.00
9174_C	Manager IV, Municipal Transportation Age	2.00	0.00	0.00	(2.00)	0.00
9181_C	Manager VII, Municipal Transportation Ag	1.00	0.00	0.00	(1.00)	0.00
<b>FUND TOTAL: MTA OH OPR AGENCYWIDE</b>		<b>6.00</b>	<b>0.00</b>	<b>0.00</b>	<b>(6.00)</b>	<b>0.00</b>
<b>SECTION TOTAL: MTAGA Government Affairs</b>		<b>6.00</b>	<b>5.00</b>	<b>5.00</b>	<b>(1.00)</b>	<b>0.00</b>
<b>DIVISION TOTAL: MTAGA Government Affairs</b>		<b>6.00</b>	<b>5.00</b>	<b>5.00</b>	<b>(1.00)</b>	<b>0.00</b>



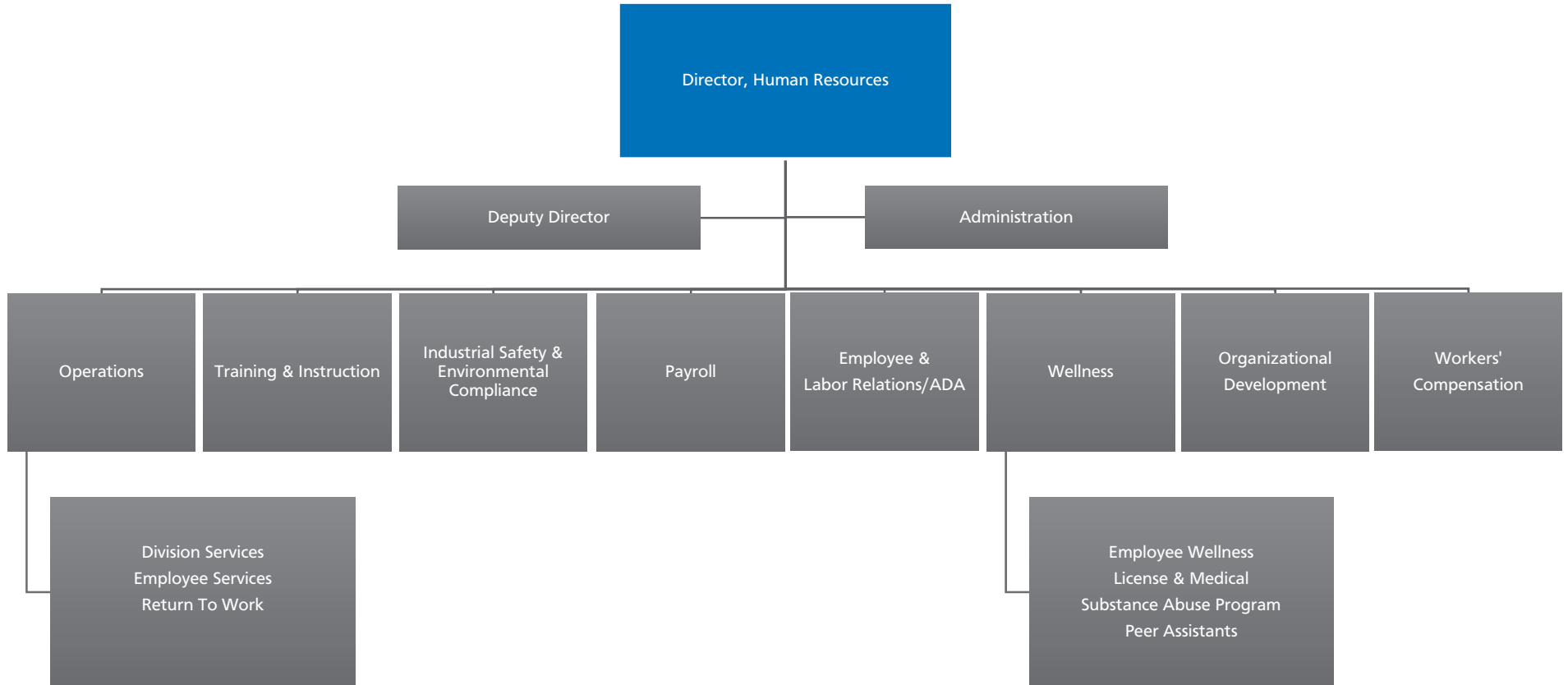
# Human Resources

## MISSION

The Human Resources Division is responsible for a comprehensive human resource program, including: the responsibility to attract and retain a well-qualified, highly motivated, skilled and diverse workforce; assure employees have equal opportunity to advance and to work in a safe environment free from discrimination, harassment, substance abuse, and workplace hazards; assure that employees have unrestricted access to their statutory rights and contractually negotiated benefits; establish and maintain effective and collaborative working relationships with labor; provide organizational and employee development; provide payroll administration; to provide effective wellness programs; and to assist managers and supervisors in addressing human resources issues and resolving personnel problems.



# Human Resources Division Organizational Chart







**San Francisco Municipal Transportation Agency  
Expenditure Account and Description**

Budget Year 2019 and 2020

Account ID	Account Title	Description
<b>MTAHR - HUMAN RESOURCES</b>		
501010	<a href="#">Perm Salaries-Misc-Regular</a>	Appropriation for permanent salaries reflects all regular job class positions budgeted in SFMTA's two-year operating budget. With the implementation of the new Financial System Project (FSP) in FY 2018, the City remapped its chart of accounts and this line item now consolidates all salary budget in one chart of account that includes miscellaneous employees, platform employees and temporary salaries. In addition to regular salaries budgeted in this organizational area, the appropriation also includes a manual adjustment of attrition savings in FY 2019 and FY 2020 to correct a technical entry by the Controller's Office in FY 2018 between Agency Wide Division and Human Resources Division. This correction also affects the related fringe benefits.
501070	<a href="#">Holiday Pay - Misc</a>	Holiday Pay is budgeted for divisions and units where work functions require employees be scheduled to work on City holidays and are therefore receive holiday work pay or compensatory time-off.
509010	<a href="#">Premium Pay - Misc</a>	Premium pay is established under various labor agreements and payment types include categories such as Supervisory Differential Adjustment, Acting Assignment Pay, Lead Person Pay, night and midnight shifts pay, heavy equipment or specialized equipment operation pay and etc.
511010	<a href="#">Overtime - Scheduled Misc</a>	This line item funds budgeted overtime hours needed for vacancies, absences, emergency service coverage and special service requirements. With the implementation of the new Financial System Project (FSP) in FY 2018, the City remapped its chart of accounts and this line item now consolidates all overtime expenditure budgets in one chart of account that includes miscellaneous employees, platform employees and temp-salary funded employees.
513010	<a href="#">Retire City Misc</a>	The San Francisco Employees' Retirement System is funded on a cost-sharing basis with a combination of employee contributions, employer contributions, and investment earnings from the retirement fund. This line item reflects the cost of contributions the City makes as the employer to the retirement fund for positions budgeted in this organizational area. The employer contribution is set in three tiers with different maximum salary rate thresholds resulting in different retirement rates to be paid by the city. This structure is based on Proposition C passed in November 2011 that adjusted the City retirement contribution to reflect cost differences based on wages.
514010	<a href="#">Social Security (Oasdi &amp; Hi)</a>	Mandatory employer contribution to Social Security benefit is 6.20% of annual salaries budgeted.
514020	<a href="#">Social Sec-Medicare(HI Only)</a>	Mandatory employer contribution to Medicare is 1.45% of annual salaries budgeted.
515010	<a href="#">Health Service-City Match</a>	The City Charter requires employer contribution to the Health Service Trust Fund that covers health insurance costs for current and retired City employees and their dependents. This line item represents health insurance coverage for current employees.
515710	<a href="#">Dependent Coverage</a>	This line item represents employer contribution to the Health Service Trust Fund that covers health insurance costs for the dependents of current and retired employees. The budget is based on MOUs and Health Service enrollment records.
516010	<a href="#">Dental Coverage</a>	Required by the City Charter, this line item represents employer contribution to dental insurance for current and retired City employees and their dependents.
517010	<a href="#">Unemployment Insurance</a>	Mandated by the State of California, the City must budget for unemployment insurance coverage for its employees. The City reimburses the State for any unemployment benefits paid to former City employees. The Controller's Budget Office updates this rate upon review of the balance in the unemployment insurance fund.
519110	<a href="#">Flexible Benefit Package</a>	This account is used to record the cost of flexible benefit plans that are currently authorized for members of MEA and MAA.
519120	<a href="#">Long Term Disability Insurance</a>	This line item covers Long Term Disability Insurance for most of the labor unions.
521020	<a href="#">Travel Costs Paid To Vendors</a>	Airfares for business trip is handled by contracted City vendors and this account records service fees paid to those vendors.
521030	<a href="#">Air Travel - Employees</a>	Pursuant to Executive Order 07-13, 13% of the City's air travel budget will be used to purchase carbon offsets through the Department of the Environment. This appropriation is for airfare purchase only.
521050	<a href="#">Non-Air Travel - Employees</a>	This account records non-air travel expenses such as conference registration fees and employee travel expense reimbursement payout.



**San Francisco Municipal Transportation Agency  
Expenditure Account and Description**

Budget Year 2019 and 2020

Account ID	Account Title	Description
522010	<a href="#">Training Costs Paid To Emplpye</a>	Staff development and training are those activities where City employees participate in specific coursework involving structured training to acquire, enhance, or improve their work-related knowledge and skills. This account records cost reimbursement paid to employees for attending professional training/classes as stipulated by labor agreements.
522020	<a href="#">Training Costs Paid To Vendors</a>	This line item records payments made to companies or organizations who provide professional training to SFMTA divisions and employees upon requests.
523010	<a href="#">Auto Mileage</a>	When employees use their own vehicles while representing the SFMTA at meetings with the public or other governmental agencies, they will be compensated for the auto mileage based on established mileage reimbursement rates.
524010	<a href="#">Membership Fees</a>	Section 16.6 of the San Francisco Administrative Code lists allowable membership organizations for the City departments. This appropriation funds professional organization membership fees.
526010	<a href="#">Arbitrators</a>	This account records arbitration service fees.
526990	<a href="#">Other Fees</a>	This account funds miscellaneous or one-time service fees.
527830	<a href="#">Stipends</a>	This line item funds HR's workforce development needs and large exams that may require proctors or special SMEs.
527890	<a href="#">Other Medical Services</a>	Certain job classifications are required to receive comprehensive drug tests when they are hired. This line item funds all related medical and lab test services provided by third-party contractors.
527990	<a href="#">Other Professional Services</a>	This account covers miscellaneous professional services including worker's compensation third-party administration and investigation; General Employee Assistance Program (EAP); trauma response program; as-needed conflict resolution training; Employee Wellness Program; and various HR consulting services related to hiring policies and practices, specifically on recruiting/screening management level positions and on investigations and mediation services.
530310	<a href="#">Misc Facilities Rental</a>	This appropriation funds the following facility rental costs: space for operation training at the COW Palace; rental and user fees charged for using regular and ADA accessible restrooms and wash stands managed by United Site Services of California Inc.; and miscellaneous facility rental expenses.
531350	<a href="#">Reproduction Copier Store Prog</a>	This appropriation funds copy machine lease program with Xerox Corporation for services covering delivery, installation, full-service maintenance and repair parts supplies.
535520	<a href="#">Printing</a>	This appropriation funds various printing jobs such as SFMTA Board documents, brochures and booklets, permit decals and stickers, signs and posters, maps and other promotional items or publications.
535610	<a href="#">Postage</a>	This budget funds postage and courier services.
535710	<a href="#">Subscriptions</a>	This line item funds digital or non-digital subscription membership fees.
535810	<a href="#">Advertising</a>	This line item funds advertisement fees.
535960	<a href="#">Software Licensing Fees</a>	This account is for software license fees.
535990	<a href="#">Other Current Expenses</a>	This appropriation funds various short-term or one-time operating expenses.
543410	<a href="#">Communication Supplies</a>	This budget is for communication supplies.
549210	<a href="#">Data Processing Supplies</a>	This budget is for computer and data processing supplies.
549250	<a href="#">Minor Data Processing Equipmnt</a>	This budget funds small data processing equipment such as laptops and accessories.
549410	<a href="#">Minor Furnishings</a>	This line item funds minor furnishings such as workstations, chairs, file and storage cabinets, and lockers and tool shelves.
549500	<a href="#">Office Supply-Citywide Contrac</a>	This budget is for purchase of office supplies covered under Citywide umbrella contracts.



**San Francisco Municipal Transportation Agency  
Expenditure Account and Description**

Budget Year 2019 and 2020

Account ID	Account Title	Description
549510	<a href="#">Other Office Supplies</a>	This account is for office supplies that are not covered under Citywide umbrella contracts.
549990	<a href="#">Other Materials &amp; Supplies</a>	This line item funds all other materials and supplies.
550010	<a href="#">Eqpmnt(5KOr _Controlled Asset)</a>	This account is for equipment purchase with unit price under \$5,000.
551110	<a href="#">Insurance Expense</a>	This appropriation is for SFMTA's share of the California Department of Industrial Relations for the mandated fees required by all California self-insured employers. The fees include the worker's compensation cost assessment and other related assessments approved by the California State Fraud Assessment Commission under Labor Code Section 62.5 and 62.6.
551140	<a href="#">Workers' Comp-Med Emplye Reimb</a>	This appropriation funds worker's compensation claims for employees budgeted under this organizational area.
552210	<a href="#">Fees Licenses Permits</a>	This line item funds license and permit fees such as employee professional license fees, license renewal fees, hazardous materials handling fees, and other miscellaneous permit fees.
581066	<a href="#">Sr-DPW-Architecture</a>	This work order funds architectural services related to safety training and provided by the Bureau of Construction Management under Department of Public Works.
581260	<a href="#">GF-Civil Service</a>	This budget funds a work order with the Civil Service Commission. The Civil Service Commission advises SFMTA on personal services contracts, certification and selection, probation periods, background check, examinations, future employment restrictions, appealable matters, interpretation in rules and policies in human resources and personnel transactions. The budget also covers a portion of the performing department staff time in meeting with various labor organizations on merit system issues.
581370	<a href="#">GF-Environment</a>	The Department of Environment oversees the City's Integrated Pest Management Program (IPM). Under the IPM Ordinance, the program is supported by work orders from seven departments most involved in pest management activities. The services include reviewing exemption requests for pesticide products, conducting toxicological screenings, and providing pesticide applicator user trainings and web-based pesticide database trainings.
581430	<a href="#">GF-HR-Equal Emplmnt Opportuni</a>	This work order funds consulting services provided by the Department of Human Resources on issues related to EEO (Equal Employment Opportunity) policies and guidelines.
581460	<a href="#">GF-HR-Workers' Comp Claims</a>	This work order funds workers compensation claims database managed by the Department of Human Resources (DHR). The SFMTA and DHR share one vendor and use the same system database maintained by DHR. The budget funds cost items such as one-time system license, annual maintenance, hosting fee, and IT staff support.
581520	<a href="#">Ef-SFGH-Medical Service</a>	This appropriation funds two work orders for medical services provided by the Department of Public Health (DPH) and by San Francisco General Hospital's Occupational Health Unit. Services include respirator fit testing, ergonomics program management, pre-employment medical examinations, and ongoing mandatory health exams for employees exposed to certain occupational hazards.
581580	<a href="#">GF-Chs-Toxic Waste&amp;Haz Mat Svc</a>	This work order funds services provided by the Department of Public Health for toxic waste and hazardous materials storage and removal.
581610	<a href="#">GF-DHR-Mta Prop E Services</a>	Proposition E passed in 1999 mandated that the SFMTA's Human Resources assume many of the functions previously performed by the City's Department of Human Resources (DHR). This work order funds the services that remain the responsibility of the DHR.
581890	<a href="#">GF-Rent Paid To Real Estate</a>	This line item funds rental cost for office space occupied by SFMTA's divisions at the following locations: 1 South Van Ness Avenue, 11 South Van Ness Avenues, and 27A Van Ness Avenue. The budget amount is calculated based on the cost per square foot and on the provisions stipulated in the MOU between the SFMTA and the Real Estate Department.



San Francisco Municipal Transportation Agency  
**Expenditure By Division By Account**  
 Budget Year 2019 and 2020

Account ID	Account Title	2018 Amended Budget	2019 Adopted Budget	2020 Adopted Budget	2019 Compared to 2018	2020 Compared to 2019
<b>DIVISION: MTAHR Human Resources</b>						
501010	Perm Salaries-Misc-Regular	9,149,408	16,943,478	17,061,559	7,794,070	85.2% 118,081 0.7%
501070	Holiday Pay - Misc	62,539	62,539	62,539	0	0.0% 0 0.0%
509010	Premium Pay - Misc	166,014	166,014	166,014	0	0.0% 0 0.0%
511010	Overtime - Scheduled Misc	58,681	58,681	58,681	0	0.0% 0 0.0%
513010	Retire City Misc	1,443,233	2,906,663	2,920,581	1,463,430	101.4% 13,918 0.5%
514010	Social Security (Oasdi & Hi)	576,550	1,038,897	1,052,117	462,347	80.2% 13,220 1.3%
514020	Social Sec-Medicare(HI Only)	136,829	249,841	251,561	113,012	82.6% 1,720 0.7%
515010	Health Service-City Match	218,982	524,426	559,565	305,444	139.5% 35,139 6.7%
515710	Dependent Coverage	790,802	1,478,430	1,577,455	687,628	87.0% 99,025 6.7%
516010	Dental Coverage	110,096	199,122	199,122	89,026	80.9% 0 0.0%
517010	Unemployment Insurance	25,477	46,517	46,848	21,040	82.6% 331 0.7%
519110	Flexible Benefit Package	24,259	100,893	107,635	76,634	315.9% 6,742 6.7%
519120	Long Term Disability Insurance	26,110	48,015	48,386	21,905	83.9% 371 0.8%
521020	Travel Costs Paid To Vendors	126	126	126	0	0.0% 0 0.0%
521030	Air Travel - Employees	1,777	1,777	1,777	0	0.0% 0 0.0%
521050	Non-Air Travel - Employees	9,067	9,067	9,067	0	0.0% 0 0.0%
522010	Training Costs Paid To Emplpye	15,799	15,799	15,799	0	0.0% 0 0.0%
522020	Training Costs Paid To Vendors	4,387	4,387	4,387	0	0.0% 0 0.0%
523010	Auto Mileage	2,175	2,175	2,175	0	0.0% 0 0.0%
524010	Membership Fees	2,547	2,547	2,547	0	0.0% 0 0.0%
526010	Arbitrators	5,883	5,883	5,883	0	0.0% 0 0.0%
526990	Other Fees	20,978	20,978	20,978	0	0.0% 0 0.0%
527830	Stipends	47,452	27,452	27,452	(20,000)	-42.1% 0 0.0%
527890	Other Medical Services	278,669	278,669	278,669	0	0.0% 0 0.0%



San Francisco Municipal Transportation Agency  
**Expenditure By Division By Account**  
 Budget Year 2019 and 2020

Account ID	Account Title	2018 Amended Budget	2019 Adopted Budget	2020 Adopted Budget	2019 Compared to 2018	2020 Compared to 2019
<b>DIVISION: MTAHR Human Resources</b>						
527990	Other Professional Services	4,533,080	4,900,835	4,919,223	367,755 8.1%	18,388 0.4%
530310	Misc Facilities Rental	2,530,910	1,861,028	1,861,028	(669,882) -26.5%	0 0.0%
531350	Reproduction Copier Store Prog	48,247	38,247	38,247	(10,000) -20.7%	0 0.0%
535520	Printing	5,221	5,221	5,221	0 0.0%	0 0.0%
535610	Postage	497	497	497	0 0.0%	0 0.0%
535710	Subscriptions	2,247	2,247	2,247	0 0.0%	0 0.0%
535810	Advertising	492	492	492	0 0.0%	0 0.0%
535960	Software Licensing Fees	2,206	2,206	2,206	0 0.0%	0 0.0%
535990	Other Current Expenses	13,424	13,424	13,424	0 0.0%	0 0.0%
543410	Communication Supplies	1,051	1,051	1,051	0 0.0%	0 0.0%
549210	Data Processing Supplies	8,182	8,182	8,182	0 0.0%	0 0.0%
549250	Minor Data Processing Equipmnt	370	370	370	0 0.0%	0 0.0%
549410	Minor Furnishings	4,964	4,964	4,964	0 0.0%	0 0.0%
549500	Office Supply-Citywide Contrac	17,827	32,827	32,827	15,000 84.1%	0 0.0%
549510	Other Office Supplies	10,097	25,097	25,097	15,000 148.6%	0 0.0%
549990	Other Materials & Supplies	1,067	11,067	11,067	10,000 937.2%	0 0.0%
550010	Eqpmnt(5KOr_-Controlled Asset)	8,254	8,254	8,254	0 0.0%	0 0.0%
551110	Insurance Expense	997,799	987,799	987,799	(10,000) -1.0%	0 0.0%
551140	Workers' Comp-Med Emplye Reimb	540,828	265,828	250,828	(275,000) -50.8%	(15,000) -5.6%
552210	Fees Licenses Permits	273,402	263,402	263,402	(10,000) -3.7%	0 0.0%
581066	Sr-DPW-Architecture	85,000	85,000	87,975	0 0.0%	2,975 3.5%
581260	GF-Civil Service	160,839	160,839	160,839	0 0.0%	0 0.0%
581370	GF-Environment	26,523	27,319	28,139	796 3.0%	820 3.0%
581430	GF-HR-Equal Emplymnt Opportuni	621,890	1,121,276	1,121,276	499,386 80.3%	0 0.0%



San Francisco Municipal Transportation Agency  
**Expenditure By Division By Account**  
 Budget Year 2019 and 2020

Account ID	Account Title	2018 Amended Budget	2019 Adopted Budget	2020 Adopted Budget	2019 Compared to 2018	2020 Compared to 2019
<b>DIVISION: MTAHR Human Resources</b>						
581460	GF-HR-Workers' Comp Claims	135,000	401,000	413,000	266,000	197.0% 12,000 3.0%
581520	Ef-SFGH-Medical Service	846,082	934,216	934,216	88,134	10.4% 0 0.0%
581580	GF-Chs-Toxic Waste&Haz Mat Svc	279,665	336,353	336,353	56,688	20.3% 0 0.0%
581610	GF-DHR-Mta Prop E Services	200,000	680,489	680,489	480,489	240.2% 0 0.0%
581890	GF-Rent Paid To Real Estate	41,050	41,050	41,050	0	0.0% 0 0.0%
<b>MTAHR Human Resources Totals</b>		<b>24,574,054</b>	<b>36,412,956</b>	<b>36,720,686</b>	<b>11,838,902</b>	<b>48.2% 307,730 0.8%</b>



San Francisco Municipal Transportation Agency  
**Expenditure By Section By Fund By Account**  
 Budget Year 2019 and 2020

Account ID	Account Title	2018 Amended Budget	2019 Adopted Budget	2020 Adopted Budget	2019 Compared to 2018	2020 Compared to 2019
<b>DIVISION: 103758 MTAHR Human Resources</b>						
<b>SECTION: 103757 MTAHR Workers Compensation</b>						
<b>FUND: 22260 MTA TS Op Annual Account Ctrl</b>						
527990	Other Professional Services	4,342,178	4,709,933	4,728,321	367,755	8.5%
551110	Insurance Expense	997,799	987,799	987,799	(10,000)	-1.0%
<b>FUND TOTAL: MTA TS Op Annual Account Ctrl</b>		<b>5,339,977</b>	<b>5,697,732</b>	<b>5,716,120</b>	<b>357,755</b>	<b>6.7%</b>
<b>FUND: 22265 MTA OH OPR AGENCYWIDE NEW</b>						
501010	Perm Salaries-Misc-Regular	0	569,772	574,154	569,772	100.0%
509010	Premium Pay - Misc	0	1,253	1,253	1,253	100.0%
513010	Retire City Misc	0	106,492	108,338	106,492	100.0%
514010	Social Security (Oasdi & Hi)	0	33,480	34,071	33,480	100.0%
514020	Social Sec-Medicare(HI Only)	0	8,279	8,344	8,279	100.0%
515010	Health Service-City Match	0	20,356	21,720	20,356	100.0%
515710	Dependent Coverage	0	44,991	48,005	44,991	100.0%
516010	Dental Coverage	0	6,345	6,345	6,345	100.0%
517010	Unemployment Insurance	0	1,541	1,554	1,541	100.0%
519110	Flexible Benefit Package	0	5,012	5,347	5,012	100.0%
519120	Long Term Disability Insurance	0	1,622	1,635	1,622	100.0%
<b>FUND TOTAL: MTA OH OPR AGENCYWIDE NEW</b>		<b>0</b>	<b>799,143</b>	<b>810,766</b>	<b>799,143</b>	<b>100.0%</b>
<b>FUND: 22770 MTA OH OPR AGENCYWIDE</b>						
501010	Perm Salaries-Misc-Regular	553,181	0	0	(553,181)	-100.0%
509010	Premium Pay - Misc	1,253	0	0	(1,253)	-100.0%
513010	Retire City Misc	104,207	0	0	(104,207)	-100.0%
514010	Social Security (Oasdi & Hi)	32,446	0	0	(32,446)	-100.0%
514020	Social Sec-Medicare(HI Only)	8,039	0	0	(8,039)	-100.0%
515010	Health Service-City Match	19,548	0	0	(19,548)	-100.0%
515710	Dependent Coverage	43,143	0	0	(43,143)	-100.0%
516010	Dental Coverage	6,541	0	0	(6,541)	-100.0%
517010	Unemployment Insurance	1,496	0	0	(1,496)	-100.0%



San Francisco Municipal Transportation Agency  
**Expenditure By Section By Fund By Account**  
 Budget Year 2019 and 2020

Account ID	Account Title	2018 Amended Budget	2019 Adopted Budget	2020 Adopted Budget	2019 Compared to 2018	2020 Compared to 2019
<b>DIVISION: 103758 MTAHR Human Resources</b>						
<b>FUND:</b>	<b>22770 MTA OH OPR AGENCYWIDE</b>					
519110	Flexible Benefit Package	4,796	0	0	(4,796) -100.0%	0 0.0%
519120	Long Term Disability Insurance	1,560	0	0	(1,560) -100.0%	0 0.0%
<b>FUND TOTAL: MTA OH OPR AGENCYWIDE</b>		<b>776,210</b>	<b>0</b>	<b>0</b>	<b>(776,210) -100.0%</b>	<b>0 0.0%</b>
<b>SECTION TOTAL: MTAHR Workers Compensation</b>		<b>6,116,187</b>	<b>6,496,875</b>	<b>6,526,886</b>	<b>380,688 6.2%</b>	<b>30,011 0.5%</b>
<b>SECTION: 175651 MTAHR Safety</b>						
<b>FUND:</b>	<b>22260 MTA TS Op Annual Account Ctrl</b>					
501010	Perm Salaries-Misc-Regular	6,119,743	6,263,431	6,301,517	143,688 2.3%	38,086 0.6%
501070	Holiday Pay - Misc	40,975	40,975	40,975	0 0.0%	0 0.0%
509010	Premium Pay - Misc	155,368	155,368	155,368	0 0.0%	0 0.0%
511010	Overtime - Scheduled Misc	21,181	21,181	21,181	0 0.0%	0 0.0%
513010	Retire City Misc	922,543	942,953	946,974	20,410 2.2%	4,021 0.4%
514010	Social Security (Oasdi & Hi)	391,294	400,185	402,979	8,891 2.3%	2,794 0.7%
514020	Social Sec-Medicare(HI Only)	91,890	93,973	94,528	2,083 2.3%	555 0.6%
515010	Health Service-City Match	134,103	139,776	149,147	5,673 4.2%	9,371 6.7%
515710	Dependent Coverage	588,396	613,897	655,007	25,501 4.3%	41,110 6.7%
516010	Dental Coverage	79,973	77,573	77,573	(2,400) -3.0%	0 0.0%
517010	Unemployment Insurance	17,110	17,498	17,603	388 2.3%	105 0.6%
519110	Flexible Benefit Package	3,636	3,800	4,053	164 4.5%	253 6.7%
519120	Long Term Disability Insurance	18,358	18,907	19,053	549 3.0%	146 0.8%
530310	Misc Facilities Rental	2,529,910	1,860,228	1,860,228	(669,682) -26.5%	0 0.0%
581890	GF-Rent Paid To Real Estate	41,050	41,050	41,050	0 0.0%	0 0.0%
<b>FUND TOTAL: MTA TS Op Annual Account Ctrl</b>		<b>11,155,530</b>	<b>10,690,795</b>	<b>10,787,236</b>	<b>(464,735) -4.2%</b>	<b>96,441 0.9%</b>
<b>FUND:</b>	<b>22265 MTA OH OPR AGENCYWIDE NEW</b>					
501010	Perm Salaries-Misc-Regular	0	812,581	818,832	812,581 100.0%	6,251 0.8%
513010	Retire City Misc	0	151,836	152,137	151,836 100.0%	301 0.2%
514010	Social Security (Oasdi & Hi)	0	49,230	50,258	49,230 100.0%	1,028 2.1%





San Francisco Municipal Transportation Agency  
**Expenditure By Section By Fund By Account**  
 Budget Year 2019 and 2020

Account ID	Account Title	2018 Amended Budget	2019 Adopted Budget	2020 Adopted Budget	2019 Compared to 2018	2020 Compared to 2019	
<b>DIVISION: 103758 MTAHR Human Resources</b>							
<b>FUND:</b>	<b>22265 MTA OH OPR AGENCYWIDE NEW</b>						
514020	Social Sec-Medicare(HI Only)	0	11,783	11,873	11,783	90	0.8%
515010	Health Service-City Match	0	25,981	27,721	25,981	1,740	6.7%
515710	Dependent Coverage	0	68,232	72,798	68,232	4,566	6.7%
516010	Dental Coverage	0	9,135	9,135	9,135	0	0.0%
517010	Unemployment Insurance	0	2,194	2,210	2,194	16	0.7%
519120	Long Term Disability Insurance	0	2,901	2,924	2,901	23	0.8%
552210	Fees Licenses Permits	0	210,920	210,920	210,920	0	0.0%
581066	Sr-DPW-Architecture	0	85,000	87,975	85,000	2,975	3.5%
581370	GF-Environment	0	27,319	28,139	27,319	820	3.0%
581520	Ef-SFGH-Medical Service	0	29,286	29,286	29,286	0	0.0%
581580	GF-Chs-Toxic Waste&Haz Mat Svc	0	336,353	336,353	336,353	0	0.0%
<b>FUND TOTAL:</b>	<b>MTA OH OPR AGENCYWIDE NEW</b>	<b>0</b>	<b>1,822,751</b>	<b>1,840,561</b>	<b>1,822,751</b>	<b>17,810</b>	<b>1.0%</b>
<b>FUND:</b>	<b>22770 MTA OH OPR AGENCYWIDE</b>						
501010	Perm Salaries-Misc-Regular	817,032	0	0	(817,032)	0	0.0%
513010	Retire City Misc	153,322	0	0	(153,322)	0	0.0%
514010	Social Security (Oasdi & Hi)	49,445	0	0	(49,445)	0	0.0%
514020	Social Sec-Medicare(HI Only)	11,846	0	0	(11,846)	0	0.0%
515010	Health Service-City Match	24,346	0	0	(24,346)	0	0.0%
515710	Dependent Coverage	66,402	0	0	(66,402)	0	0.0%
516010	Dental Coverage	9,478	0	0	(9,478)	0	0.0%
517010	Unemployment Insurance	2,207	0	0	(2,207)	0	0.0%
519120	Long Term Disability Insurance	2,903	0	0	(2,903)	0	0.0%
552210	Fees Licenses Permits	210,920	0	0	(210,920)	0	0.0%
581066	Sr-DPW-Architecture	85,000	0	0	(85,000)	0	0.0%
581370	GF-Environment	26,523	0	0	(26,523)	0	0.0%
581520	Ef-SFGH-Medical Service	26,523	0	0	(26,523)	0	0.0%
581580	GF-Chs-Toxic Waste&Haz Mat Svc	279,665	0	0	(279,665)	0	0.0%



San Francisco Municipal Transportation Agency  
**Expenditure By Section By Fund By Account**  
 Budget Year 2019 and 2020

Account ID	Account Title	2018 Amended Budget	2019 Adopted Budget	2020 Adopted Budget	2019 Compared to 2018	2020 Compared to 2019		
<b>DIVISION: 103758 MTAHR Human Resources</b>								
<b>FUND: 22770 MTA OH OPR AGENCYWIDE</b>								
<b>FUND TOTAL: MTA OH OPR AGENCYWIDE</b>		<b>1,765,612</b>	<b>0</b>	<b>0</b>	<b>(1,765,612)</b>	<b>-100.0%</b>	<b>0</b>	<b>0.0%</b>
<b>SECTION TOTAL: MTAHR Safety</b>		<b>12,921,142</b>	<b>12,513,546</b>	<b>12,627,797</b>	<b>(407,596)</b>	<b>-3.2%</b>	<b>114,251</b>	<b>0.9%</b>
<b>SECTION: 175652 MTAHREO Equal Opportunity</b>								
<b>FUND: 22260 MTA TS Op Annual Account Ctrl</b>								
501010	Perm Salaries-Misc-Regular	973,334	1,002,554	1,010,265	29,220	3.0%	7,711	0.8%
509010	Premium Pay - Misc	4,188	4,188	4,188	0	0.0%	0	0.0%
513010	Retire City Misc	185,337	189,452	189,838	4,115	2.2%	386	0.2%
514010	Social Security (Oasdi & Hi)	57,891	59,687	60,900	1,796	3.1%	1,213	2.0%
514020	Social Sec-Medicare(HI Only)	14,173	14,596	14,711	423	3.0%	115	0.8%
515010	Health Service-City Match	34,940	36,343	38,778	1,403	4.0%	2,435	6.7%
515710	Dependent Coverage	79,500	82,906	88,461	3,406	4.3%	5,555	6.7%
516010	Dental Coverage	12,078	11,718	11,718	(360)	-3.0%	0	0.0%
517010	Unemployment Insurance	2,638	2,716	2,739	78	3.0%	23	0.8%
519110	Flexible Benefit Package	14,388	15,036	16,041	648	4.5%	1,005	6.7%
519120	Long Term Disability Insurance	2,152	2,217	2,234	65	3.0%	17	0.8%
527890	Other Medical Services	278,669	278,669	278,669	0	0.0%	0	0.0%
<b>FUND TOTAL: MTA TS Op Annual Account Ctrl</b>		<b>1,659,288</b>	<b>1,700,082</b>	<b>1,718,542</b>	<b>40,794</b>	<b>2.5%</b>	<b>18,460</b>	<b>1.1%</b>
<b>FUND: 22265 MTA OH OPR AGENCYWIDE NEW</b>								
501010	Perm Salaries-Misc-Regular	0	757,362	763,188	757,362	100.0%	5,826	0.8%
513010	Retire City Misc	0	144,702	145,009	144,702	100.0%	307	0.2%
514010	Social Security (Oasdi & Hi)	0	46,956	47,317	46,956	100.0%	361	0.8%
514020	Social Sec-Medicare(HI Only)	0	10,980	11,067	10,980	100.0%	87	0.8%
515010	Health Service-City Match	0	8,347	8,906	8,347	100.0%	559	6.7%
515710	Dependent Coverage	0	17,573	18,750	17,573	100.0%	1,177	6.7%
516010	Dental Coverage	0	2,475	2,475	2,475	100.0%	0	0.0%
517010	Unemployment Insurance	0	2,043	2,060	2,043	100.0%	17	0.8%



San Francisco Municipal Transportation Agency  
**Expenditure By Section By Fund By Account**  
 Budget Year 2019 and 2020

Account ID	Account Title	2018 Amended Budget	2019 Adopted Budget	2020 Adopted Budget	2019 Compared to 2018	2020 Compared to 2019		
<b>DIVISION: 103758 MTAHR Human Resources</b>								
<b>FUND: 22265</b>	<b>MTA OH OPR AGENCYWIDE NEW</b>							
519120	Long Term Disability Insurance	0	2,961	2,982	2,961	100.0%	21	0.7%
535960	Software Licensing Fees	0	2,206	2,206	2,206	100.0%	0	0.0%
581430	GF-HR-Equal Employmnt Opportuni	0	1,121,276	1,121,276	1,121,276	100.0%	0	0.0%
<b>FUND TOTAL: MTA OH OPR AGENCYWIDE NEW</b>		<b>0</b>	<b>2,116,881</b>	<b>2,125,236</b>	<b>2,116,881</b>	<b>100.0%</b>	<b>8,355</b>	<b>0.4%</b>
<b>FUND: 22770</b>	<b>MTA OH OPR AGENCYWIDE</b>							
501010	Perm Salaries-Misc-Regular	(6,679,044)	0	0	6,679,044	-100.0%	0	0.0%
513010	Retire City Misc	(1,271,729)	0	0	1,271,729	-100.0%	0	0.0%
514010	Social Security (Oasdi & Hi)	(396,495)	0	0	396,495	-100.0%	0	0.0%
514020	Social Sec-Medicare(HI Only)	(96,842)	0	0	96,842	-100.0%	0	0.0%
515010	Health Service-City Match	(280,868)	0	0	280,868	-100.0%	0	0.0%
515710	Dependent Coverage	(621,606)	0	0	621,606	-100.0%	0	0.0%
516010	Dental Coverage	(94,235)	0	0	94,235	-100.0%	0	0.0%
517010	Unemployment Insurance	(18,033)	0	0	18,033	-100.0%	0	0.0%
519110	Flexible Benefit Package	(68,754)	0	0	68,754	-100.0%	0	0.0%
519120	Long Term Disability Insurance	(18,366)	0	0	18,366	-100.0%	0	0.0%
535960	Software Licensing Fees	2,206	0	0	(2,206)	-100.0%	0	0.0%
581430	GF-HR-Equal Employmnt Opportuni	621,890	0	0	(621,890)	-100.0%	0	0.0%
<b>FUND TOTAL: MTA OH OPR AGENCYWIDE</b>		<b>(8,921,876)</b>	<b>0</b>	<b>0</b>	<b>8,921,876</b>	<b>-100.0%</b>	<b>0</b>	<b>0.0%</b>
<b>SECTION TOTAL: MTAHREO Equal Opportunity</b>		<b>(7,262,588)</b>	<b>3,816,963</b>	<b>3,843,778</b>	<b>11,079,551</b>	<b>-152.6%</b>	<b>26,815</b>	<b>0.7%</b>
<b>SECTION: 175653 MTAHRAD Administration</b>								
<b>FUND: 22265</b>	<b>MTA OH OPR AGENCYWIDE NEW</b>							
501010	Perm Salaries-Misc-Regular	0	7,537,778	7,593,603	7,537,778	100.0%	55,825	0.7%
501070	Holiday Pay - Misc	0	21,564	21,564	21,564	100.0%	0	0.0%
509010	Premium Pay - Misc	0	5,205	5,205	5,205	100.0%	0	0.0%
511010	Overtime - Scheduled Misc	0	37,500	37,500	37,500	100.0%	0	0.0%
513010	Retire City Misc	0	1,371,228	1,378,285	1,371,228	100.0%	7,057	0.5%



San Francisco Municipal Transportation Agency  
**Expenditure By Section By Fund By Account**  
 Budget Year 2019 and 2020

Account ID	Account Title	2018 Amended Budget	2019 Adopted Budget	2020 Adopted Budget	2019 Compared to 2018	2020 Compared to 2019	
<b>DIVISION: 103758 MTAHR Human Resources</b>							
<b>FUND:</b>	<b>22265 MTA OH OPR AGENCYWIDE NEW</b>						
514010	Social Security (Oasdi & Hi)	0	449,359	456,592	449,359	7,233	1.6%
514020	Social Sec-Medicare(HI Only)	0	110,230	111,038	110,230	808	0.7%
515010	Health Service-City Match	0	293,623	313,293	293,623	19,670	6.7%
515710	Dependent Coverage	0	650,831	694,434	650,831	43,603	6.7%
516010	Dental Coverage	0	91,876	91,876	91,876	0	0.0%
517010	Unemployment Insurance	0	20,525	20,682	20,525	157	0.8%
519110	Flexible Benefit Package	0	77,045	82,194	77,045	5,149	6.7%
519120	Long Term Disability Insurance	0	19,407	19,558	19,407	151	0.8%
521020	Travel Costs Paid To Vendors	0	126	126	126	0	0.0%
521030	Air Travel - Employees	0	1,777	1,777	1,777	0	0.0%
521050	Non-Air Travel - Employees	0	9,067	9,067	9,067	0	0.0%
522010	Training Costs Paid To Emplpye	0	15,799	15,799	15,799	0	0.0%
522020	Training Costs Paid To Vendors	0	4,387	4,387	4,387	0	0.0%
523010	Auto Mileage	0	2,175	2,175	2,175	0	0.0%
524010	Membership Fees	0	2,547	2,547	2,547	0	0.0%
526010	Arbitrators	0	5,883	5,883	5,883	0	0.0%
526990	Other Fees	0	20,978	20,978	20,978	0	0.0%
527830	Stipends	0	27,452	27,452	27,452	0	0.0%
527990	Other Professional Services	0	190,902	190,902	190,902	0	0.0%
530310	Misc Facilities Rental	0	800	800	800	0	0.0%
531350	Reproduction Copier Store Prog	0	38,247	38,247	38,247	0	0.0%
535520	Printing	0	5,221	5,221	5,221	0	0.0%
535610	Postage	0	497	497	497	0	0.0%
535710	Subscriptions	0	2,247	2,247	2,247	0	0.0%
535810	Advertising	0	492	492	492	0	0.0%
535990	Other Current Expenses	0	13,424	13,424	13,424	0	0.0%
543410	Communication Supplies	0	1,051	1,051	1,051	0	0.0%
549210	Data Processing Supplies	0	8,182	8,182	8,182	0	0.0%



San Francisco Municipal Transportation Agency  
**Expenditure By Section By Fund By Account**  
 Budget Year 2019 and 2020

Account ID	Account Title	2018 Amended Budget	2019 Adopted Budget	2020 Adopted Budget	2019 Compared to 2018	2020 Compared to 2019
<b>DIVISION: 103758 MTAHR Human Resources</b>						
<b>FUND:</b>	<b>22265 MTA OH OPR AGENCYWIDE NEW</b>					
549250	Minor Data Processing Equipmnt	0	370	370	370	100.0%
549410	Minor Furnishings	0	4,964	4,964	4,964	100.0%
549500	Office Supply-Citywide Contrac	0	32,827	32,827	32,827	100.0%
549510	Other Office Supplies	0	25,097	25,097	25,097	100.0%
549990	Other Materials & Supplies	0	11,067	11,067	11,067	100.0%
550010	Eqpmnt(5KOr_-Controlled Asset)	0	8,254	8,254	8,254	100.0%
551140	Workers' Comp-Med Emplye Reimb	0	265,828	250,828	265,828	100.0%
552210	Fees Licenses Permits	0	52,482	52,482	52,482	100.0%
581260	GF-Civil Service	0	160,839	160,839	160,839	100.0%
581460	GF-HR-Workers' Comp Claims	0	401,000	413,000	401,000	100.0%
581520	Ef-SFGH-Medical Service	0	904,930	904,930	904,930	100.0%
581610	GF-DHR-Mta Prop E Services	0	680,489	680,489	680,489	100.0%
<b>FUND TOTAL: MTA OH OPR AGENCYWIDE NEW</b>		<b>0</b>	<b>13,585,572</b>	<b>13,722,225</b>	<b>13,585,572</b>	<b>100.0%</b>
<b>FUND:</b>	<b>22770 MTA OH OPR AGENCYWIDE</b>					
501010	Perm Salaries-Misc-Regular	7,365,162	0	0	(7,365,162)	-100.0%
501070	Holiday Pay - Misc	21,564	0	0	(21,564)	-100.0%
509010	Premium Pay - Misc	5,205	0	0	(5,205)	-100.0%
511010	Overtime - Scheduled Misc	37,500	0	0	(37,500)	-100.0%
513010	Retire City Misc	1,349,553	0	0	(1,349,553)	-100.0%
514010	Social Security (Oasdi & Hi)	441,969	0	0	(441,969)	-100.0%
514020	Social Sec-Medicare(HI Only)	107,723	0	0	(107,723)	-100.0%
515010	Health Service-City Match	286,913	0	0	(286,913)	-100.0%
515710	Dependent Coverage	634,967	0	0	(634,967)	-100.0%
516010	Dental Coverage	96,261	0	0	(96,261)	-100.0%
517010	Unemployment Insurance	20,059	0	0	(20,059)	-100.0%
519110	Flexible Benefit Package	70,193	0	0	(70,193)	-100.0%
519120	Long Term Disability Insurance	19,503	0	0	(19,503)	-100.0%
521020	Travel Costs Paid To Vendors	126	0	0	(126)	-100.0%



San Francisco Municipal Transportation Agency  
**Expenditure By Section By Fund By Account**  
 Budget Year 2019 and 2020

Account ID	Account Title	2018 Amended Budget	2019 Adopted Budget	2020 Adopted Budget	2019 Compared to 2018	2020 Compared to 2019
<b>DIVISION: 103758 MTAHR Human Resources</b>						
<b>FUND:</b>	<b>22770 MTA OH OPR AGENCYWIDE</b>					
521030	Air Travel - Employees	1,777	0	0	(1,777) -100.0%	0 0.0%
521050	Non-Air Travel - Employees	9,067	0	0	(9,067) -100.0%	0 0.0%
522010	Training Costs Paid To Empl	15,799	0	0	(15,799) -100.0%	0 0.0%
522020	Training Costs Paid To Vendors	4,387	0	0	(4,387) -100.0%	0 0.0%
523010	Auto Mileage	2,175	0	0	(2,175) -100.0%	0 0.0%
524010	Membership Fees	2,547	0	0	(2,547) -100.0%	0 0.0%
526010	Arbitrators	5,883	0	0	(5,883) -100.0%	0 0.0%
526990	Other Fees	20,978	0	0	(20,978) -100.0%	0 0.0%
527830	Stipends	47,452	0	0	(47,452) -100.0%	0 0.0%
527990	Other Professional Services	190,902	0	0	(190,902) -100.0%	0 0.0%
530310	Misc Facilities Rental	1,000	0	0	(1,000) -100.0%	0 0.0%
531350	Reproduction Copier Store Prog	48,247	0	0	(48,247) -100.0%	0 0.0%
535520	Printing	5,221	0	0	(5,221) -100.0%	0 0.0%
535610	Postage	497	0	0	(497) -100.0%	0 0.0%
535710	Subscriptions	2,247	0	0	(2,247) -100.0%	0 0.0%
535810	Advertising	492	0	0	(492) -100.0%	0 0.0%
535990	Other Current Expenses	13,424	0	0	(13,424) -100.0%	0 0.0%
543410	Communication Supplies	1,051	0	0	(1,051) -100.0%	0 0.0%
549210	Data Processing Supplies	8,182	0	0	(8,182) -100.0%	0 0.0%
549250	Minor Data Processing Equipmnt	370	0	0	(370) -100.0%	0 0.0%
549410	Minor Furnishings	4,964	0	0	(4,964) -100.0%	0 0.0%
549500	Office Supply-Citywide Contrac	17,827	0	0	(17,827) -100.0%	0 0.0%
549510	Other Office Supplies	10,097	0	0	(10,097) -100.0%	0 0.0%
549990	Other Materials & Supplies	1,067	0	0	(1,067) -100.0%	0 0.0%
550010	Eqpmnt(5KOr_-Controlled Asset)	8,254	0	0	(8,254) -100.0%	0 0.0%
551140	Workers' Comp-Med Empl Reimb	540,828	0	0	(540,828) -100.0%	0 0.0%
552210	Fees Licenses Permits	62,482	0	0	(62,482) -100.0%	0 0.0%
581260	GF-Civil Service	160,839	0	0	(160,839) -100.0%	0 0.0%



San Francisco Municipal Transportation Agency  
**Expenditure By Section By Fund By Account**  
 Budget Year 2019 and 2020

Account ID	Account Title	2018 Amended Budget	2019 Adopted Budget	2020 Adopted Budget	2019 Compared to 2018	2020 Compared to 2019
<b>DIVISION: 103758 MTAHR Human Resources</b>						
<b>FUND: 22770 MTA OH OPR AGENCYWIDE</b>						
581460	GF-HR-Workers' Comp Claims	135,000	0	0	(135,000) -100.0%	0 0.0%
581520	Ef-SFGH-Medical Service	819,559	0	0	(819,559) -100.0%	0 0.0%
581610	GF-DHR-Mta Prop E Services	200,000	0	0	(200,000) -100.0%	0 0.0%
<b>FUND TOTAL: MTA OH OPR AGENCYWIDE</b>		<b>12,799,313</b>	<b>0</b>	<b>0</b>	<b>(12,799,313) -100.0%</b>	<b>0 0.0%</b>
<b>SECTION TOTAL: MTAHRAD Administration</b>		<b>12,799,313</b>	<b>13,585,572</b>	<b>13,722,225</b>	<b>786,259 6.1%</b>	<b>136,653 1.0%</b>
<b>MTAHR Human ResourcesTotals</b>		<b>24,574,054</b>	<b>36,412,956</b>	<b>36,720,686</b>	<b>11,838,902 48.2%</b>	<b>307,730 0.8%</b>



San Francisco Municipal Transportation Agency

Position by Division by Class

Budget Year 2019 and 2020

Class	Job Class Title	2018 Amended Budget	2019 Adopted Budget	2020 Adopted Budget	2019 Compared to 2018	2020 Compared to 2019
<b>DIVISION: 103758 MTAHR Human Resources</b>						
1202_C	Personnel Clerk	7.00	7.00	7.00	0.00	0.00
1204_C	Senior Personnel Clerk	7.00	7.00	7.00	0.00	0.00
1220_C	Payroll Clerk	6.00	6.00	6.00	0.00	0.00
1222_C	Senior Payroll And Personnel Clerk	9.00	9.00	9.00	0.00	0.00
1224_C	Principal Payroll And Personnel Clerk	3.00	3.00	3.00	0.00	0.00
1226_C	Chief Payroll And Personnel Clerk	1.00	1.00	1.00	0.00	0.00
1241_C	Personnel Analyst	19.00	19.00	19.00	0.00	0.00
1244_C	Senior Personnel Analyst	12.00	12.00	12.00	0.00	0.00
1246_C	Principal Personnel Analyst	1.00	1.00	1.00	0.00	0.00
1406_C	Senior Clerk	4.00	3.00	3.00	(1.00)	0.00
1408_C	Principal Clerk	2.00	2.00	2.00	0.00	0.00
1446_C	Secretary II	2.00	2.00	2.00	0.00	0.00
1450_C	Executive Secretary I	1.00	1.00	1.00	0.00	0.00
1452_C	Executive Secretary II	0.00	1.00	1.00	1.00	0.00
1454_C	Executive Secretary III	1.00	0.00	0.00	(1.00)	0.00
1823_C	Senior Administrative Analyst	1.00	0.00	0.00	(1.00)	0.00
1824_C	Principal Administrative Analyst	1.00	0.00	0.00	(1.00)	0.00
1840_C	Junior Management Assistant	1.00	1.00	1.00	0.00	0.00
1842_C	Management Assistant	2.00	3.00	3.00	1.00	0.00
1844_C	Senior Management Assistant	1.00	2.00	2.00	1.00	0.00
5177_C	Safety Officer	1.00	1.00	1.00	0.00	0.00
6130_C	Safety Analyst	4.00	4.00	4.00	0.00	0.00
6138_C	Industrial Hygienist	1.00	1.00	1.00	0.00	0.00
9139_C	Transit Supervisor	58.00	58.00	58.00	0.00	0.00
9140_C	Transit Manager I	5.00	5.00	5.00	0.00	0.00
9141_C	Transit Manager II	1.00	1.00	1.00	0.00	0.00
9172_C	Manager II, Municipal Transportation Age	8.00	7.00	7.00	(1.00)	0.00
9174_C	Manager IV, Municipal Transportation Age	3.00	5.00	5.00	2.00	0.00
9177_C	Manager III, Municipal Transportation Ag	1.00	1.00	1.00	0.00	0.00
9179_C	Manager V, Municipal Transportation Agen	5.00	4.00	4.00	(1.00)	0.00
9180_C	Manager VI, Municipal Transportation Age	2.00	3.00	3.00	1.00	0.00
9183_C	Deputy Director I, Municipal Transportat	1.00	1.00	1.00	0.00	0.00





San Francisco Municipal Transportation Agency

Position by Division by Class

Budget Year 2019 and 2020

Class	Job Class Title	2018 Amended Budget	2019 Adopted Budget	2020 Adopted Budget	2019 Compared to 2018	2020 Compared to 2019
<b>DIVISION: 103758 MTAHR Human Resources</b>						
9993M_Z	Attrition Savings - Miscellaneous	(91.91)	(19.59)	(19.59)	72.32	0.00
TEMPM_	Temporary - Miscellaneous	16.28	15.79	15.28	(0.49)	(0.51)
<b>DIVISION TOTAL: MTAHR Human Resources</b>		<b>95.37</b>	<b>167.20</b>	<b>166.69</b>	<b>71.83</b>	<b>(0.51)</b>



San Francisco Municipal Transportation Agency

Position by Division by Section by Fund

Budget Year 2019 and 2020

Class	Job Class Title	2018 Amended Budget	2019 Adopted Budget	2020 Adopted Budget	2019 Compared to 2018	2020 Compared to 2019
<b>DIVISION: 103758 MTAHR Human Resources</b>						
<b>SECTION: 103757 MTAHR Workers Compensation</b>						
<b>FUND: 22265 MTA OH OPR AGENCYWIDE NEW</b>						
1244_C	Senior Personnel Analyst	0.00	3.00	3.00	3.00	0.00
1450_C	Executive Secretary I	0.00	1.00	1.00	1.00	0.00
9179_C	Manager V, Municipal Transportation Agen	0.00	1.00	1.00	1.00	0.00
<b>FUND TOTAL: MTA OH OPR AGENCYWIDE NEW</b>		<b>0.00</b>	<b>5.00</b>	<b>5.00</b>	<b>5.00</b>	<b>0.00</b>
<b>FUND: 22770 MTA OH OPR AGENCYWIDE</b>						
1244_C	Senior Personnel Analyst	3.00	0.00	0.00	(3.00)	0.00
1450_C	Executive Secretary I	1.00	0.00	0.00	(1.00)	0.00
9179_C	Manager V, Municipal Transportation Agen	1.00	0.00	0.00	(1.00)	0.00
<b>FUND TOTAL: MTA OH OPR AGENCYWIDE</b>		<b>5.00</b>	<b>0.00</b>	<b>0.00</b>	<b>(5.00)</b>	<b>0.00</b>
<b>SECTION TOTAL: MTAHR Workers Compensation</b>		<b>5.00</b>	<b>5.00</b>	<b>5.00</b>	<b>0.00</b>	<b>0.00</b>
<b>SECTION: 175651 MTAHR Safety</b>						
<b>FUND: 22260 MTA TS Op Annual Account Ctrl</b>						
1406_C	Senior Clerk	2.00	2.00	2.00	0.00	0.00
1408_C	Principal Clerk	1.00	1.00	1.00	0.00	0.00
9139_C	Transit Supervisor	58.00	58.00	58.00	0.00	0.00
9140_C	Transit Manager I	5.00	5.00	5.00	0.00	0.00
9141_C	Transit Manager II	1.00	1.00	1.00	0.00	0.00
9179_C	Manager V, Municipal Transportation Agen	1.00	1.00	1.00	0.00	0.00
9993M_Z	Attrition Savings - Miscellaneous	(16.45)	(16.45)	(16.45)	0.00	0.00
TEMPM_	Temporary - Miscellaneous	13.44	13.03	12.61	(0.41)	(0.42)
<b>FUND TOTAL: MTA TS Op Annual Account Ctrl</b>		<b>64.99</b>	<b>64.58</b>	<b>64.16</b>	<b>(0.41)</b>	<b>(0.42)</b>
<b>FUND: 22265 MTA OH OPR AGENCYWIDE NEW</b>						
1844_C	Senior Management Assistant	0.00	1.00	1.00	1.00	0.00
5177_C	Safety Officer	0.00	1.00	1.00	1.00	0.00
6130_C	Safety Analyst	0.00	4.00	4.00	4.00	0.00
6138_C	Industrial Hygienist	0.00	1.00	1.00	1.00	0.00



San Francisco Municipal Transportation Agency

Position by Division by Section by Fund

Budget Year 2019 and 2020

Class	Job Class Title	2018 Amended Budget	2019 Adopted Budget	2020 Adopted Budget	2019 Compared to 2018	2020 Compared to 2019
<b>DIVISION: 103758 MTAHR Human Resources</b>						
<b>FUND:</b>	<b>22265 MTA OH OPR AGENCYWIDE NEW</b>					
<b>FUND TOTAL:</b>	<b>MTA OH OPR AGENCYWIDE NEW</b>	<b>0.00</b>	<b>7.00</b>	<b>7.00</b>	<b>7.00</b>	<b>0.00</b>
<b>FUND:</b>	<b>22770 MTA OH OPR AGENCYWIDE</b>					
1824_C	Principal Administrative Analyst	1.00	0.00	0.00	(1.00)	0.00
5177_C	Safety Officer	1.00	0.00	0.00	(1.00)	0.00
6130_C	Safety Analyst	4.00	0.00	0.00	(4.00)	0.00
6138_C	Industrial Hygienist	1.00	0.00	0.00	(1.00)	0.00
<b>FUND TOTAL:</b>	<b>MTA OH OPR AGENCYWIDE</b>	<b>7.00</b>	<b>0.00</b>	<b>0.00</b>	<b>(7.00)</b>	<b>0.00</b>
<b>SECTION TOTAL: MTAHR Safety</b>		<b>71.99</b>	<b>71.58</b>	<b>71.16</b>	<b>(0.41)</b>	<b>(0.42)</b>
<b>SECTION: 175652 MTAHREO Equal Opportunity</b>						
<b>FUND:</b>	<b>22260 MTA TS Op Annual Account Ctrl</b>					
1241_C	Personnel Analyst	2.00	2.00	2.00	0.00	0.00
1408_C	Principal Clerk	1.00	1.00	1.00	0.00	0.00
1842_C	Management Assistant	2.00	2.00	2.00	0.00	0.00
1844_C	Senior Management Assistant	1.00	1.00	1.00	0.00	0.00
9172_C	Manager II, Municipal Transportation Age	1.00	1.00	1.00	0.00	0.00
9177_C	Manager III, Municipal Transportation Ag	1.00	1.00	1.00	0.00	0.00
9179_C	Manager V, Municipal Transportation Agen	1.00	1.00	1.00	0.00	0.00
<b>FUND TOTAL:</b>	<b>MTA TS Op Annual Account Ctrl</b>	<b>9.00</b>	<b>9.00</b>	<b>9.00</b>	<b>0.00</b>	<b>0.00</b>
<b>FUND:</b>	<b>22265 MTA OH OPR AGENCYWIDE NEW</b>					
1241_C	Personnel Analyst	0.00	1.00	1.00	1.00	0.00
1840_C	Junior Management Assistant	0.00	1.00	1.00	1.00	0.00
<b>FUND TOTAL:</b>	<b>MTA OH OPR AGENCYWIDE NEW</b>	<b>0.00</b>	<b>2.00</b>	<b>2.00</b>	<b>2.00</b>	<b>0.00</b>
<b>FUND:</b>	<b>22770 MTA OH OPR AGENCYWIDE</b>					
1241_C	Personnel Analyst	1.00	0.00	0.00	(1.00)	0.00
1840_C	Junior Management Assistant	1.00	0.00	0.00	(1.00)	0.00
9993M_Z	Attrition Savings - Miscellaneous	(73.59)	0.00	0.00	73.59	0.00
<b>FUND TOTAL:</b>	<b>MTA OH OPR AGENCYWIDE</b>	<b>(71.59)</b>	<b>0.00</b>	<b>0.00</b>	<b>71.59</b>	<b>0.00</b>



San Francisco Municipal Transportation Agency

Position by Division by Section by Fund

Budget Year 2019 and 2020

Class	Job Class Title	2018 Amended Budget	2019 Adopted Budget	2020 Adopted Budget	2019 Compared to 2018	2020 Compared to 2019
<b>DIVISION: 103758 MTAHR Human Resources</b>						
<b>SECTION TOTAL: MTAHREO Equal Opportunity</b>		<b>(62.59)</b>	<b>11.00</b>	<b>11.00</b>	<b>73.59</b>	<b>0.00</b>
<b>SECTION: 175653 MTAHRAD Administration</b>						
<b>FUND: 22265 MTA OH OPR AGENCYWIDE NEW</b>						
1202_C	Personnel Clerk	0.00	7.00	7.00	7.00	0.00
1204_C	Senior Personnel Clerk	0.00	6.00	6.00	6.00	0.00
1220_C	Payroll Clerk	0.00	6.00	6.00	6.00	0.00
1222_C	Senior Payroll And Personnel Clerk	0.00	8.00	8.00	8.00	0.00
1224_C	Principal Payroll And Personnel Clerk	0.00	3.00	3.00	3.00	0.00
1241_C	Personnel Analyst	0.00	15.00	15.00	15.00	0.00
1244_C	Senior Personnel Analyst	0.00	8.00	8.00	8.00	0.00
1246_C	Principal Personnel Analyst	0.00	1.00	1.00	1.00	0.00
1406_C	Senior Clerk	0.00	1.00	1.00	1.00	0.00
1446_C	Secretary II	0.00	2.00	2.00	2.00	0.00
1452_C	Executive Secretary II	0.00	1.00	1.00	1.00	0.00
1842_C	Management Assistant	0.00	1.00	1.00	1.00	0.00
9172_C	Manager II, Municipal Transportation Age	0.00	6.00	6.00	6.00	0.00
9174_C	Manager IV, Municipal Transportation Age	0.00	5.00	5.00	5.00	0.00
9179_C	Manager V, Municipal Transportation Agen	0.00	1.00	1.00	1.00	0.00
9180_C	Manager VI, Municipal Transportation Age	0.00	3.00	3.00	3.00	0.00
9183_C	Deputy Director I, Municipal Transportat	0.00	1.00	1.00	1.00	0.00
9993M_Z	Attrition Savings - Miscellaneous	0.00	(3.14)	(3.14)	(3.14)	0.00
TEMPM_	Temporary - Miscellaneous	0.00	2.76	2.67	2.76	(0.09)
<b>FUND TOTAL: MTA OH OPR AGENCYWIDE NEW</b>		<b>0.00</b>	<b>74.62</b>	<b>74.53</b>	<b>74.62</b>	<b>(0.09)</b>
<b>FUND: 22305 MTA TS OPR PROJ SUP-PSF NEW</b>						
1204_C	Senior Personnel Clerk	0.00	1.00	1.00	1.00	0.00
1222_C	Senior Payroll And Personnel Clerk	0.00	1.00	1.00	1.00	0.00
1226_C	Chief Payroll And Personnel Clerk	0.00	1.00	1.00	1.00	0.00
1241_C	Personnel Analyst	0.00	1.00	1.00	1.00	0.00
1244_C	Senior Personnel Analyst	0.00	1.00	1.00	1.00	0.00
<b>FUND TOTAL: MTA TS OPR PROJ SUP-PSF NEW</b>		<b>0.00</b>	<b>5.00</b>	<b>5.00</b>	<b>5.00</b>	<b>0.00</b>




San Francisco Municipal Transportation Agency

Position by Division by Section by Fund

Budget Year 2019 and 2020

Class	Job Class Title	2018 Amended Budget	2019 Adopted Budget	2020 Adopted Budget	2019 Compared to 2018	2020 Compared to 2019
<b>DIVISION: 103758 MTAHR Human Resources</b>						
<b>FUND:</b>	<b>22310 MTA TS OPR PROJ SUP-PSF</b>					
1204_C	Senior Personnel Clerk	1.00	0.00	0.00	(1.00)	0.00
1222_C	Senior Payroll And Personnel Clerk	1.00	0.00	0.00	(1.00)	0.00
1226_C	Chief Payroll And Personnel Clerk	1.00	0.00	0.00	(1.00)	0.00
1241_C	Personnel Analyst	1.00	0.00	0.00	(1.00)	0.00
1244_C	Senior Personnel Analyst	1.00	0.00	0.00	(1.00)	0.00
<b>FUND TOTAL:</b>	<b>MTA TS OPR PROJ SUP-PSF</b>	<b>5.00</b>	<b>0.00</b>	<b>0.00</b>	<b>(5.00)</b>	<b>0.00</b>
<b>FUND:</b>	<b>22770 MTA OH OPR AGENCYWIDE</b>					
1202_C	Personnel Clerk	7.00	0.00	0.00	(7.00)	0.00
1204_C	Senior Personnel Clerk	6.00	0.00	0.00	(6.00)	0.00
1220_C	Payroll Clerk	6.00	0.00	0.00	(6.00)	0.00
1222_C	Senior Payroll And Personnel Clerk	8.00	0.00	0.00	(8.00)	0.00
1224_C	Principal Payroll And Personnel Clerk	3.00	0.00	0.00	(3.00)	0.00
1241_C	Personnel Analyst	15.00	0.00	0.00	(15.00)	0.00
1244_C	Senior Personnel Analyst	8.00	0.00	0.00	(8.00)	0.00
1246_C	Principal Personnel Analyst	1.00	0.00	0.00	(1.00)	0.00
1406_C	Senior Clerk	2.00	0.00	0.00	(2.00)	0.00
1446_C	Secretary II	2.00	0.00	0.00	(2.00)	0.00
1454_C	Executive Secretary III	1.00	0.00	0.00	(1.00)	0.00
1823_C	Senior Administrative Analyst	1.00	0.00	0.00	(1.00)	0.00
9172_C	Manager II, Municipal Transportation Age	7.00	0.00	0.00	(7.00)	0.00
9174_C	Manager IV, Municipal Transportation Age	3.00	0.00	0.00	(3.00)	0.00
9179_C	Manager V, Municipal Transportation Agen	2.00	0.00	0.00	(2.00)	0.00
9180_C	Manager VI, Municipal Transportation Age	2.00	0.00	0.00	(2.00)	0.00
9183_C	Deputy Director I, Municipal Transportat	1.00	0.00	0.00	(1.00)	0.00
9993M_Z	Attrition Savings - Miscellaneous	(1.87)	0.00	0.00	1.87	0.00
TEMPM_	Temporary - Miscellaneous	2.84	0.00	0.00	(2.84)	0.00
<b>FUND TOTAL:</b>	<b>MTA OH OPR AGENCYWIDE</b>	<b>75.97</b>	<b>0.00</b>	<b>0.00</b>	<b>(75.97)</b>	<b>0.00</b>
<b>SECTION TOTAL: MTAHRAD Administration</b>		<b>80.97</b>	<b>79.62</b>	<b>79.53</b>	<b>(1.35)</b>	<b>(0.09)</b>
<b>DIVISION TOTAL: MTAHR Human Resources</b>		<b>95.37</b>	<b>167.20</b>	<b>166.69</b>	<b>71.83</b>	<b>(0.51)</b>



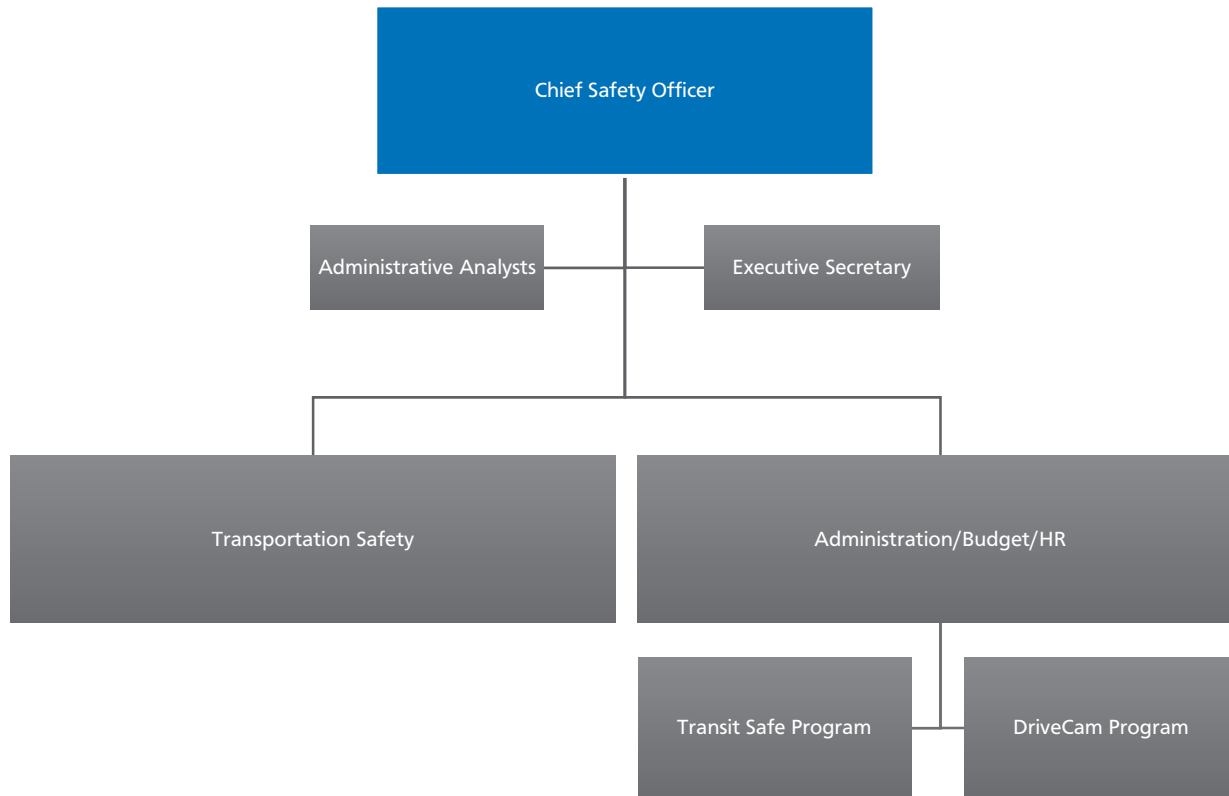
# System Safety

## MISSION

To ensure SFMTA’s employees and the public are in an environment free from harm and injury. Our goal is to promote a safety culture and pro-active environment that will effectively identify and manage risk through recognition, evaluation, and educating our employees and patrons in compliance with federal, state, and local health regulations to ensure everyone goes home safely.



# System Safety Division Organizational Chart





## San Francisco Municipal Transportation Agency

### Expenditure Account and Description

Budget Year 2019 and 2020

Account ID	Account Title	Description
<b>MTASA - SYSTEM SAFETY</b>		
501010	<a href="#">Perm Salaries-Misc-Regular</a>	Appropriation for permanent salaries reflects all regular job class positions budgeted in SFMTA's two-year operating budget. With the implementation of the new Financial System Project (FSP) in FY 2018, the City remapped its chart of accounts and this line item now consolidates all salary budget in one chart of account that includes miscellaneous employees, platform employees and temporary salaries.
501070	<a href="#">Holiday Pay - Misc</a>	Holiday Pay is budgeted for divisions and units where work functions require employees be scheduled to work on City holidays and are therefore receive holiday work pay or compensatory time-off.
509010	<a href="#">Premium Pay - Misc</a>	Premium pay is established under various labor agreements and payment types include categories such as Supervisory Differential Adjustment, Acting Assignment Pay, Lead Person Pay, night and midnight shifts pay, heavy equipment or specialized equipment operation pay and etc.
511010	<a href="#">Overtime - Scheduled Misc</a>	This line item funds budgeted overtime hours needed for vacancies, absences, emergency service coverage and special service requirements. With the implementation of the new Financial System Project (FSP) in FY 2018, the City remapped its chart of accounts and this line item now consolidates all overtime expenditure budgets in one chart of account that includes miscellaneous employees, platform employees and temp-salary funded employees.
513010	<a href="#">Retire City Misc</a>	The San Francisco Employees' Retirement System is funded on a cost-sharing basis with a combination of employee contributions, employer contributions, and investment earnings from the retirement fund. This line item reflects the cost of contributions the City makes as the employer to the retirement fund for positions budgeted in this organizational area. The employer contribution is set in three tiers with different maximum salary rate thresholds resulting in different retirement rates to be paid by the city. This structure is based on Proposition C passed in November 2011 that adjusted the City retirement contribution to reflect cost differences based on wages.
514010	<a href="#">Social Security (Oasdi &amp; Hi)</a>	Mandatory employer contribution to Social Security benefit is 6.20% of annual salaries budgeted.
514020	<a href="#">Social Sec-Medicare(HI Only)</a>	Mandatory employer contribution to Medicare is 1.45% of annual salaries budgeted.
515010	<a href="#">Health Service-City Match</a>	The City Charter requires employer contribution to the Health Service Trust Fund that covers health insurance costs for current and retired City employees and their dependents. This line item represents health insurance coverage for current employees.
515710	<a href="#">Dependent Coverage</a>	This line item represents employer contribution to the Health Service Trust Fund that covers health insurance costs for the dependents of current and retired employees. The budget is based on MOUs and Health Service enrollment records.
516010	<a href="#">Dental Coverage</a>	Required by the City Charter, this line item represents employer contribution to dental insurance for current and retired City employees and their dependents.
517010	<a href="#">Unemployment Insurance</a>	Mandated by the State of California, the City must budget for unemployment insurance coverage for its employees. The City reimburses the State for any unemployment benefits paid to former City employees. The Controller's Budget Office updates this rate upon review of the balance in the unemployment insurance fund.
519110	<a href="#">Flexible Benefit Package</a>	This account is used to record the cost of flexible benefit plans that are currently authorized for members of MEA and MAA.
519120	<a href="#">Long Term Disability Insurance</a>	This line item covers Long Term Disability Insurance for most of the labor unions.
521000	<a href="#">Travel-Budget</a>	This line item funds travel needs budgeted in this organizational area. It funds miscellaneous expenses for staff attending business meetings, seminars, and annual conferences and conventions.
521030	<a href="#">Air Travel - Employees</a>	Pursuant to Executive Order 07-13, 13% of the City's air travel budget will be used to purchase carbon offsets through the Department of the Environment. This appropriation is for airfare purchase only.
521050	<a href="#">Non-Air Travel - Employees</a>	This account records non-air travel expenses such as conference registration fees and employee travel expense reimbursement payout.
522020	<a href="#">Training Costs Paid To Vendors</a>	This line item records payments made to companies or organizations who provide professional training to SFMTA divisions and employees upon requests.





**San Francisco Municipal Transportation Agency  
Expenditure Account and Description**

Budget Year 2019 and 2020

Account ID	Account Title	Description
524010	<a href="#">Membership Fees</a>	Section 16.6 of the San Francisco Administrative Code lists allowable membership organizations for the City departments. This appropriation funds professional organization membership fees.
527000	<a href="#">Prof &amp; Specialized Svcs-Bdgt</a>	This account covers as-needed professional services.
527610	<a href="#">Systems Consulting Services</a>	This line item funds professional consulting and training services for system safety.
527990	<a href="#">Other Professional Services</a>	This line item funds software and maintenance services contract for SFMTA's DriveCam program. It also includes funding for a safety reporting system managed by Intelx Technologies who provides safety management software and configuration and maintenance services for a customized Agency-wide Safety Management Database System. The system will standardize safety management throughout SFMTA, track multiple safety management functions under one system, encourage accountability, and enhance communication about safety by sharing appropriate safety data among safety professionals, supervisors, and trainers.
531350	<a href="#">Reproduction Copier Store Prog</a>	This appropriation funds copy machine lease program with Xerox Corporation for services covering delivery, installation, full-service maintenance and repair parts supplies.
535210	<a href="#">Freight-Delivery</a>	This budget funds shipping and delivery charges.
535520	<a href="#">Printing</a>	This appropriation funds various printing jobs such as SFMTA Board documents, brochures and booklets, permit decals and stickers, signs and posters, maps and other promotional items or publications.
535810	<a href="#">Advertising</a>	This line item funds advertisement fees.
535960	<a href="#">Software Licensing Fees</a>	This account is for software license fees.
535990	<a href="#">Other Current Expenses</a>	This appropriation funds various short-term or one-time operating expenses.
545310	<a href="#">Uniforms</a>	This appropriation funds safety protection uniforms.
545990	<a href="#">Other Safety Expenses</a>	This budget is for miscellaneous safety supplies.
549210	<a href="#">Data Processing Supplies</a>	This budget is for computer and data processing supplies.
549250	<a href="#">Minor Data Processing Equipmnt</a>	This budget funds small data processing equipment such as laptops and accessories.
549500	<a href="#">Office Supply-Citywide Contrac</a>	This budget is for purchase of office supplies covered under Citywide umbrella contracts.
549510	<a href="#">Other Office Supplies</a>	This account is for office supplies that are not covered under Citywide umbrella contracts.
549990	<a href="#">Other Materials &amp; Supplies</a>	This line item funds all other materials and supplies.
550010	<a href="#">Eqpmnt(5KOr_-Controlled Asset)</a>	This account is for equipment purchase with unit price under \$5,000.
551140	<a href="#">Workers' Comp-Med Emplie Reimb</a>	This appropriation funds worker's compensation claims for employees budgeted under this organizational area.
581660	<a href="#">GF-Chf-Youth Works</a>	This work order supports the Youth Works Program managed by the Department of Children, Youth and Families and sponsored by the Mayor's Office. The program provides year-round internship opportunities for youths.



San Francisco Municipal Transportation Agency  
**Expenditure By Division By Account**  
 Budget Year 2019 and 2020

Account ID	Account Title	2018 Amended Budget	2019 Adopted Budget	2020 Adopted Budget	2019 Compared to 2018	2020 Compared to 2019		
<b>DIVISION: MTASA Safety</b>								
501010	Perm Salaries-Misc-Regular	2,201,472	2,247,221	2,265,716	45,749	2.1%	18,495	0.8%
501070	Holiday Pay - Misc	1,500	1,500	1,500	0	0.0%	0	0.0%
509010	Premium Pay - Misc	59,013	59,013	59,013	0	0.0%	0	0.0%
511010	Overtime - Scheduled Misc	71,302	200,000	200,183	128,698	180.5%	183	0.1%
513010	Retire City Misc	382,619	381,649	382,407	(970)	-0.3%	758	0.2%
514010	Social Security (Oasdi & Hi)	138,916	149,046	150,813	10,130	7.3%	1,767	1.2%
514020	Social Sec-Medicare(HI Only)	33,832	36,361	36,634	2,529	7.5%	273	0.8%
515010	Health Service-City Match	55,688	59,852	63,863	4,164	7.5%	4,011	6.7%
515710	Dependent Coverage	186,375	190,946	203,735	4,571	2.5%	12,789	6.7%
516010	Dental Coverage	26,329	25,265	25,265	(1,064)	-4.0%	0	0.0%
517010	Unemployment Insurance	6,301	6,770	6,823	469	7.4%	53	0.8%
519110	Flexible Benefit Package	12,892	13,821	14,745	929	7.2%	924	6.7%
519120	Long Term Disability Insurance	6,218	6,115	6,164	(103)	-1.7%	49	0.8%
521000	Travel-Budget	12,060	7,160	7,160	(4,900)	-40.6%	0	0.0%
521030	Air Travel - Employees	1,240	1,240	1,240	0	0.0%	0	0.0%
521050	Non-Air Travel - Employees	4,649	2,149	2,149	(2,500)	-53.8%	0	0.0%
522020	Training Costs Paid To Vendors	13,600	9,100	9,100	(4,500)	-33.1%	0	0.0%
524010	Membership Fees	720	0	0	(720)	-100.0%	0	0.0%
527000	Prof & Specialized Svcs-Bdgt	296,648	18,047	15,174	(278,601)	-93.9%	(2,873)	-15.9%
527610	Systems Consulting Services	19,945	19,945	19,945	0	0.0%	0	0.0%
527990	Other Professional Services	555,572	720,746	720,746	165,174	29.7%	0	0.0%
531350	Reproduction Copier Store Prog	15,774	0	0	(15,774)	-100.0%	0	0.0%
535210	Freight-Delivery	0	200	200	200	100.0%	0	0.0%
535520	Printing	0	2,500	2,500	2,500	100.0%	0	0.0%



San Francisco Municipal Transportation Agency  
**Expenditure By Division By Account**  
 Budget Year 2019 and 2020

Account ID	Account Title	2018 Amended Budget	2019 Adopted Budget	2020 Adopted Budget	2019 Compared to 2018	2020 Compared to 2019
<b>DIVISION: MTASA Safety</b>						
535810	Advertising	1,000	0	0	(1,000) -100.0%	0 0.0%
535960	Software Licensing Fees	120,100	20,100	20,100	(100,000) -83.3%	0 0.0%
535990	Other Current Expenses	2,828	0	0	(2,828) -100.0%	0 0.0%
545310	Uniforms	1,000	1,000	1,000	0 0.0%	0 0.0%
545990	Other Safety Expenses	411	411	411	0 0.0%	0 0.0%
549210	Data Processing Supplies	443	0	0	(443) -100.0%	0 0.0%
549250	Minor Data Processing Equipmnt	1,000	0	0	(1,000) -100.0%	0 0.0%
549500	Office Supply-Citywide Contrac	5,135	5,135	5,135	0 0.0%	0 0.0%
549510	Other Office Supplies	2,607	4,607	4,607	2,000 76.7%	0 0.0%
549990	Other Materials & Supplies	26,687	6,687	6,687	(20,000) -74.9%	0 0.0%
550010	Eqmnt(5KOr_-Controlled Asset)	15,374	0	0	(15,374) -100.0%	0 0.0%
551140	Workers' Comp-Med Emplie Reimb	8,025	8,025	8,025	0 0.0%	0 0.0%
581660	GF-Chf-Youth Works	63,500	63,500	63,500	0 0.0%	0 0.0%
<b>MTASA Safety Totals</b>		<b>4,350,775</b>	<b>4,268,111</b>	<b>4,304,540</b>	<b>(82,664) -1.9%</b>	<b>36,429 0.9%</b>



San Francisco Municipal Transportation Agency  
**Expenditure By Section By Fund By Account**  
 Budget Year 2019 and 2020

Account ID	Account Title	2018 Amended Budget	2019 Adopted Budget	2020 Adopted Budget	2019 Compared to 2018	2020 Compared to 2019
<b>DIVISION: 149678 MTASA Safety</b>						
<b>SECTION: 175654 MTASASA Safety</b>						
<b>FUND: 22260 MTA TS Op Annual Account Ctrl</b>						
501010	Perm Salaries-Misc-Regular	1,787,984	1,786,184	1,799,242	(1,800)	13,058
501070	Holiday Pay - Misc	1,500	1,500	1,500	0	0
509010	Premium Pay - Misc	50,203	50,203	50,203	0	0
511010	Overtime - Scheduled Misc	65,802	65,802	65,802	0	0
513010	Retire City Misc	320,023	317,661	318,288	(2,362)	627
514010	Social Security (Oasdi & Hi)	112,462	111,649	113,014	(813)	1,365
514020	Social Sec-Medicare(HI Only)	27,629	27,603	27,794	(26)	191
515010	Health Service-City Match	44,634	48,349	51,589	3,715	3,240
515710	Dependent Coverage	158,940	162,339	173,212	3,399	10,873
516010	Dental Coverage	22,247	21,305	21,305	(942)	0
517010	Unemployment Insurance	5,145	5,140	5,177	(5)	37
519110	Flexible Benefit Package	8,096	8,809	9,398	713	589
519120	Long Term Disability Insurance	5,481	5,356	5,398	(125)	42
521000	Travel-Budget	12,060	7,160	7,160	(4,900)	0
527000	Prof & Specialized Svcs-Bdgt	296,648	18,047	15,174	(278,601)	(2,873)
527990	Other Professional Services	532,460	697,634	697,634	165,174	0
535210	Freight-Delivery	0	200	200	200	0
535520	Printing	0	2,500	2,500	2,500	0
535810	Advertising	1,000	0	0	(1,000)	0
535960	Software Licensing Fees	120,100	20,100	20,100	(100,000)	0
545310	Uniforms	1,000	1,000	1,000	0	0
545990	Other Safety Expenses	411	411	411	0	0
549990	Other Materials & Supplies	26,687	6,687	6,687	(20,000)	0
550010	Eqpmnt(5KOr_-Controlled Asset)	14,272	0	0	(14,272)	0
551140	Workers' Comp-Med Emplie Reimb	8,025	8,025	8,025	0	0
<b>FUND TOTAL: MTA TS Op Annual Account Ctrl</b>		<b>3,622,809</b>	<b>3,373,664</b>	<b>3,400,813</b>	<b>(249,145)</b>	<b>27,149</b>



San Francisco Municipal Transportation Agency  
**Expenditure By Section By Fund By Account**  
 Budget Year 2019 and 2020

Account ID	Account Title	2018 Amended Budget	2019 Adopted Budget	2020 Adopted Budget	2019 Compared to 2018	2020 Compared to 2019		
<b>DIVISION: 149678 MTASA Safety</b>								
<b>SECTION TOTAL: MTASASA Safety</b>		<b>3,622,809</b>	<b>3,373,664</b>	<b>3,400,813</b>	<b>(249,145)</b>	<b>-6.9%</b>	<b>27,149</b>	<b>0.8%</b>
<b>SECTION: 207796 MTASA Admin &amp; Special Prj</b>								
<b>FUND: 22260 MTA TS Op Annual Account Ctrl</b>								
501010	Perm Salaries-Misc-Regular	413,488	461,037	466,474	47,549	11.5%	5,437	1.2%
509010	Premium Pay - Misc	8,810	8,810	8,810	0	0.0%	0	0.0%
511010	Overtime - Scheduled Misc	5,500	134,198	134,381	128,698	2340.0%	183	0.1%
513010	Retire City Misc	62,596	63,988	64,119	1,392	2.2%	131	0.2%
514010	Social Security (Oasdi & Hi)	26,454	37,397	37,799	10,943	41.4%	402	1.1%
514020	Social Sec-Medicare(HI Only)	6,203	8,758	8,840	2,555	41.2%	82	0.9%
515010	Health Service-City Match	11,054	11,503	12,274	449	4.1%	771	6.7%
515710	Dependent Coverage	27,435	28,607	30,523	1,172	4.3%	1,916	6.7%
516010	Dental Coverage	4,082	3,960	3,960	(122)	-3.0%	0	0.0%
517010	Unemployment Insurance	1,156	1,630	1,646	474	41.0%	16	1.0%
519110	Flexible Benefit Package	4,796	5,012	5,347	216	4.5%	335	6.7%
519120	Long Term Disability Insurance	737	759	766	22	3.0%	7	0.9%
521030	Air Travel - Employees	1,240	1,240	1,240	0	0.0%	0	0.0%
521050	Non-Air Travel - Employees	4,649	2,149	2,149	(2,500)	-53.8%	0	0.0%
522020	Training Costs Paid To Vendors	13,600	9,100	9,100	(4,500)	-33.1%	0	0.0%
524010	Membership Fees	720	0	0	(720)	-100.0%	0	0.0%
527610	Systems Consulting Services	19,945	19,945	19,945	0	0.0%	0	0.0%
527990	Other Professional Services	23,112	23,112	23,112	0	0.0%	0	0.0%
531350	Reproduction Copier Store Prog	15,774	0	0	(15,774)	-100.0%	0	0.0%
535990	Other Current Expenses	2,828	0	0	(2,828)	-100.0%	0	0.0%
549210	Data Processing Supplies	443	0	0	(443)	-100.0%	0	0.0%
549250	Minor Data Processing Equipmnt	1,000	0	0	(1,000)	-100.0%	0	0.0%
549500	Office Supply-Citywide Contrac	5,135	5,135	5,135	0	0.0%	0	0.0%
549510	Other Office Supplies	2,607	4,607	4,607	2,000	76.7%	0	0.0%
550010	Eqpmnt(5KOr_-Controlled Asset)	1,102	0	0	(1,102)	-100.0%	0	0.0%



San Francisco Municipal Transportation Agency  
**Expenditure By Section By Fund By Account**  
 Budget Year 2019 and 2020

Account ID	Account Title	2018 Amended Budget	2019 Adopted Budget	2020 Adopted Budget	2019 Compared to 2018	2020 Compared to 2019
<b>DIVISION: 149678 MTASA Safety</b>						
<b>FUND:</b>	<b>22260 MTA TS Op Annual Account Ctrl</b>					
581660	GF-Chf-Youth Works	63,500	63,500	63,500	0 0.0%	0 0.0%
<b>FUND TOTAL: MTA TS Op Annual Account Ctrl</b>		<b>727,966</b>	<b>894,447</b>	<b>903,727</b>	<b>166,481 22.9%</b>	<b>9,280 1.0%</b>
<b>SECTION TOTAL: MTASA Admin &amp; Special Prj</b>		<b>727,966</b>	<b>894,447</b>	<b>903,727</b>	<b>166,481 22.9%</b>	<b>9,280 1.0%</b>
<b>MTASA SafetyTotals</b>		<b>4,350,775</b>	<b>4,268,111</b>	<b>4,304,540</b>	<b>(82,664) -1.9%</b>	<b>36,429 0.9%</b>



San Francisco Municipal Transportation Agency

Position by Division by Class

Budget Year 2019 and 2020

Class	Job Class Title	2018 Amended Budget	2019 Adopted Budget	2020 Adopted Budget	2019 Compared to 2018	2020 Compared to 2019
<b>DIVISION: 149678 MTASA Safety</b>						
1406_C	Senior Clerk	2.00	3.00	3.00	1.00	0.00
1452_C	Executive Secretary II	1.00	1.00	1.00	0.00	0.00
1820_C	Junior Administrative Analyst	1.00	1.00	1.00	0.00	0.00
1823_C	Senior Administrative Analyst	1.00	1.00	1.00	0.00	0.00
1840_C	Junior Management Assistant	1.00	1.00	1.00	0.00	0.00
9172_C	Manager II, Municipal Transportation Age	1.00	1.00	1.00	0.00	0.00
9174_C	Manager IV, Municipal Transportation Age	1.00	0.00	0.00	(1.00)	0.00
9179_C	Manager V, Municipal Transportation Agen	0.00	1.00	1.00	1.00	0.00
9183_C	Deputy Director I, Municipal Transportat	1.00	1.00	1.00	0.00	0.00
9520_C	Transportation Safety Specialist	11.00	10.00	10.00	(1.00)	0.00
9993M_Z	Attrition Savings - Miscellaneous	(2.08)	(2.06)	(2.06)	0.02	0.00
TEMPM_	Temporary - Miscellaneous	1.78	2.10	2.06	0.32	(0.04)
<b>DIVISION TOTAL: MTASA Safety</b>		<b>19.70</b>	<b>20.04</b>	<b>20.00</b>	<b>0.34</b>	<b>(0.04)</b>



San Francisco Municipal Transportation Agency

Position by Division by Section by Fund

Budget Year 2019 and 2020

Class	Job Class Title	2018 Amended Budget	2019 Adopted Budget	2020 Adopted Budget	2019 Compared to 2018	2020 Compared to 2019
<b>DIVISION: 149678 MTASA Safety</b>						
<b>SECTION: 175654 MTASASA Safety</b>						
<b>FUND: 22260 MTA TS Op Annual Account Ctrl</b>						
1406_C	Senior Clerk	2.00	3.00	3.00	1.00	0.00
1820_C	Junior Administrative Analyst	1.00	1.00	1.00	0.00	0.00
1840_C	Junior Management Assistant	1.00	1.00	1.00	0.00	0.00
9174_C	Manager IV, Municipal Transportation Age	1.00	0.00	0.00	(1.00)	0.00
9179_C	Manager V, Municipal Transportation Agen	0.00	1.00	1.00	1.00	0.00
9183_C	Deputy Director I, Municipal Transportat	1.00	1.00	1.00	0.00	0.00
9520_C	Transportation Safety Specialist	11.00	10.00	10.00	(1.00)	0.00
9993M_Z	Attrition Savings - Miscellaneous	(2.08)	(2.06)	(2.06)	0.02	0.00
TEMPM_	Temporary - Miscellaneous	0.91	0.88	0.85	(0.03)	(0.03)
<b>FUND TOTAL: MTA TS Op Annual Account Ctrl</b>		<b>15.83</b>	<b>15.82</b>	<b>15.79</b>	<b>(0.01)</b>	<b>(0.03)</b>
<b>SECTION TOTAL: MTASASA Safety</b>		<b>15.83</b>	<b>15.82</b>	<b>15.79</b>	<b>(0.01)</b>	<b>(0.03)</b>
<b>SECTION: 207796 MTASA Admin &amp; Special Prj</b>						
<b>FUND: 22260 MTA TS Op Annual Account Ctrl</b>						
1452_C	Executive Secretary II	1.00	1.00	1.00	0.00	0.00
1823_C	Senior Administrative Analyst	1.00	1.00	1.00	0.00	0.00
9172_C	Manager II, Municipal Transportation Age	1.00	1.00	1.00	0.00	0.00
TEMPM_	Temporary - Miscellaneous	0.87	1.22	1.21	0.35	(0.01)
<b>FUND TOTAL: MTA TS Op Annual Account Ctrl</b>		<b>3.87</b>	<b>4.22</b>	<b>4.21</b>	<b>0.35</b>	<b>(0.01)</b>
<b>SECTION TOTAL: MTASA Admin &amp; Special Prj</b>		<b>3.87</b>	<b>4.22</b>	<b>4.21</b>	<b>0.35</b>	<b>(0.01)</b>
<b>DIVISION TOTAL: MTASA Safety</b>		<b>19.70</b>	<b>20.04</b>	<b>20.00</b>	<b>0.34</b>	<b>(0.04)</b>