



SFMTA

FORD GOBIKE EXPANSION

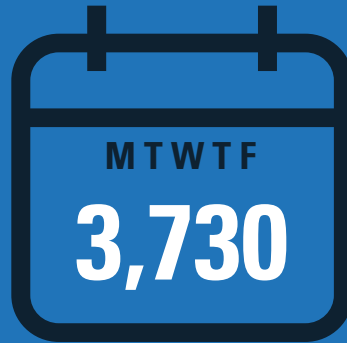
SAN FRANCISCO AT A GLANCE

TOTAL GOBIKE TRIPS
JULY 2017 - APRIL 2018

740,900

Almost three-quarters of a million GoBike trips were taken in San Francisco between the expansion launch in July 2017 and March 2018.

AVERAGE WEEKDAY TRIPS
APRIL 2018

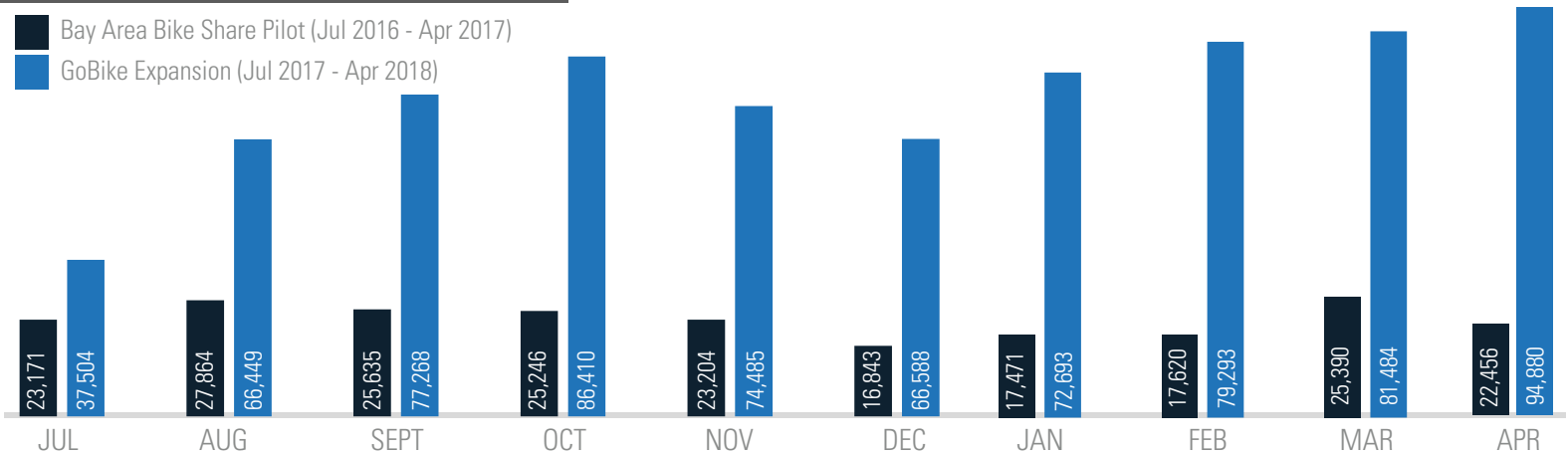


AVERAGE WEEKEND TRIPS
APRIL 2018



TOTAL TRIPS BY MONTH

Bay Area Bike Share Pilot (Jul 2016 - Apr 2017)
 GoBike Expansion (Jul 2017 - Apr 2018)



SERVICE AREA AND RESIDENTS SERVED

	# of STATIONS	SERVICE AREA (SQ. MI.)*	RESIDENTS WHO LIVE IN SERVICE AREA**
BAY AREA BIKE SHARE - SF 2013 – 2017	35 Stations	2.9 sq. mi.	71,100 residents
FORD GOBIKE - SF (AS OF APRIL 2018)	120 Stations	9 sq. mi.	228,100 residents
FORD GOBIKE - SF (ANTICIPATED 2019)	320 Stations	23 sq. mi.	558,600 residents

*1/4 mile radially around stations **Approximation based on 2015 5 Year American Community Survey Estimates

SAN FRANCISCO GOBIKE MEMBERSHIP



Gobike is primarily used by San Francisco residents!

As of April 2018, GoBike had 4,744 membership subscriptions (annual or monthly). About 80% of GoBike trips, were taken by members (annual or monthly) between July 2017 and April 2018. Only 20% of trips were taken by causal users (with a day or single ride pass).

GOBIKE USERS ARE MOST LIKELY TO TAKE TRIPS DURING COMMUTE HOURS (8 AM - 10 AM AND 5 PM - 7 PM).



IN SAN FRANCISCO THE AVERAGE GOBIKE TRIP DURATION IS

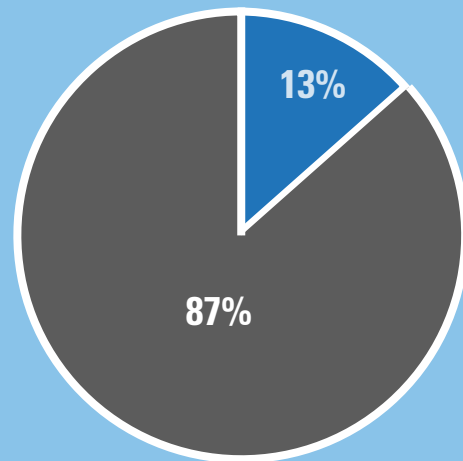
18:02
MINUTES.

BIKESHARE FOR ALL



Anyone who qualifies for a Muni Lifeline Pass, CalFresh or PG&E's CARE utility program can sign up for a one-year GoBike **Bikeshare for All (BS4A) \$5.00 cash membership**. The BS4A membership includes unlimited 60 min trips.

PERCENTAGE OF SF LOW INCOME MEMBERS (JUL 2017 - MAR 2018)



LOW INCOME MEMBERSHIP

STANDARD MEMBERSHIP