

EXTERNAL REFERENCES:
FONTS USED:

SCALE FACTOR:
PLOT SCALE:

ORIGIN:

FILE NAME:
DATE:

| NO. | DATE | DESCRIPTION | BY | APP. |
|---|------|-------------|----|------|
| TABLE OF REVISIONS | | | | |
| CHECK WITH TRACING TO SEE IF YOU HAVE LATEST REVISION | | | | |

REFERENCE INFORMATION
& FILE NO. OF SURVEYS



DEPARTMENT OF PARKING AND TRAFFIC
DIVISION OF TRAFFIC ENGINEERING
CITY AND COUNTY OF SAN FRANCISCO

DESIGNED: DATE: _____
 DRAWN: DATE: _____
 CHECKED: DATE: _____

APPROVED
 SECTION ENGINEER DATE: _____
 CITY TRAFFIC ENGINEER DATE: _____

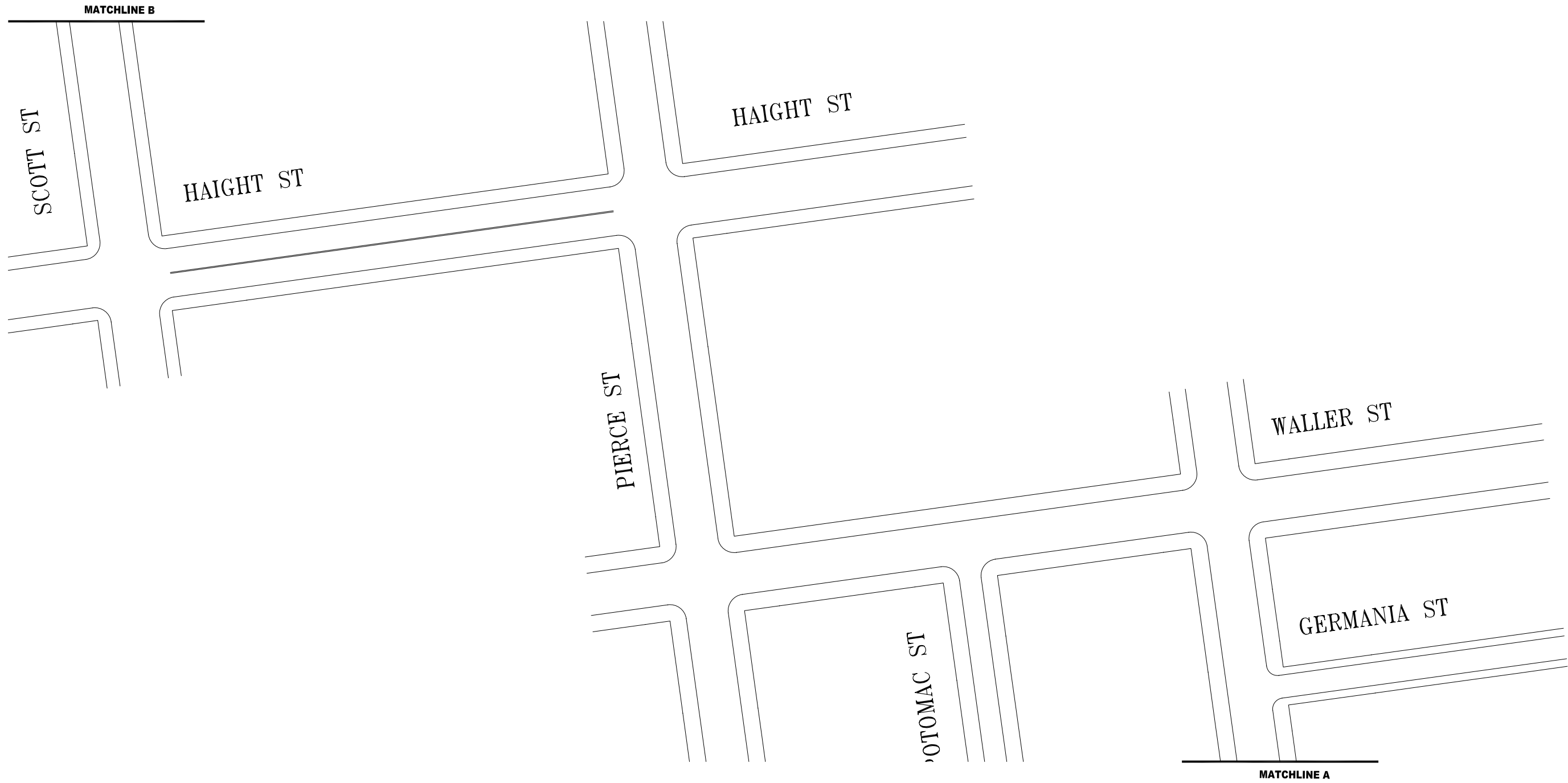
SCALE:
 SHEET OF SHEETS
 1 OF 3

PROJECT 3-6 EXISTING
 THE WIGGLE
 DUBOCE/STEINER/WALLER/PIERCE/HAIGHT/SCOTT

CONTRACT NO.
 DRAWING NO.
 FILE NO.
 REV. NO.

A | B | C | D | E | F | G | H | I | J | K | L | M | N | O | P

1
2
3
4
5
6
7
8
9



EXTERNAL REFERENCES:
FONTS USED:

SCALE FACTOR:
PLOT SCALE:


ORIGIN:

FILE NAME:
DATE:

| NO. | DATE | DESCRIPTION | BY | APP. |
|-----|------|-------------|----|------|
| | | | | |
| | | | | |
| | | | | |

TABLE OF REVISIONS
CHECK WITH TRACING TO SEE IF YOU HAVE LATEST REVISION

REFERENCE INFORMATION
& FILE NO. OF SURVEYS



DEPARTMENT OF PARKING AND TRAFFIC
DIVISION OF TRAFFIC ENGINEERING
CITY AND COUNTY OF SAN FRANCISCO

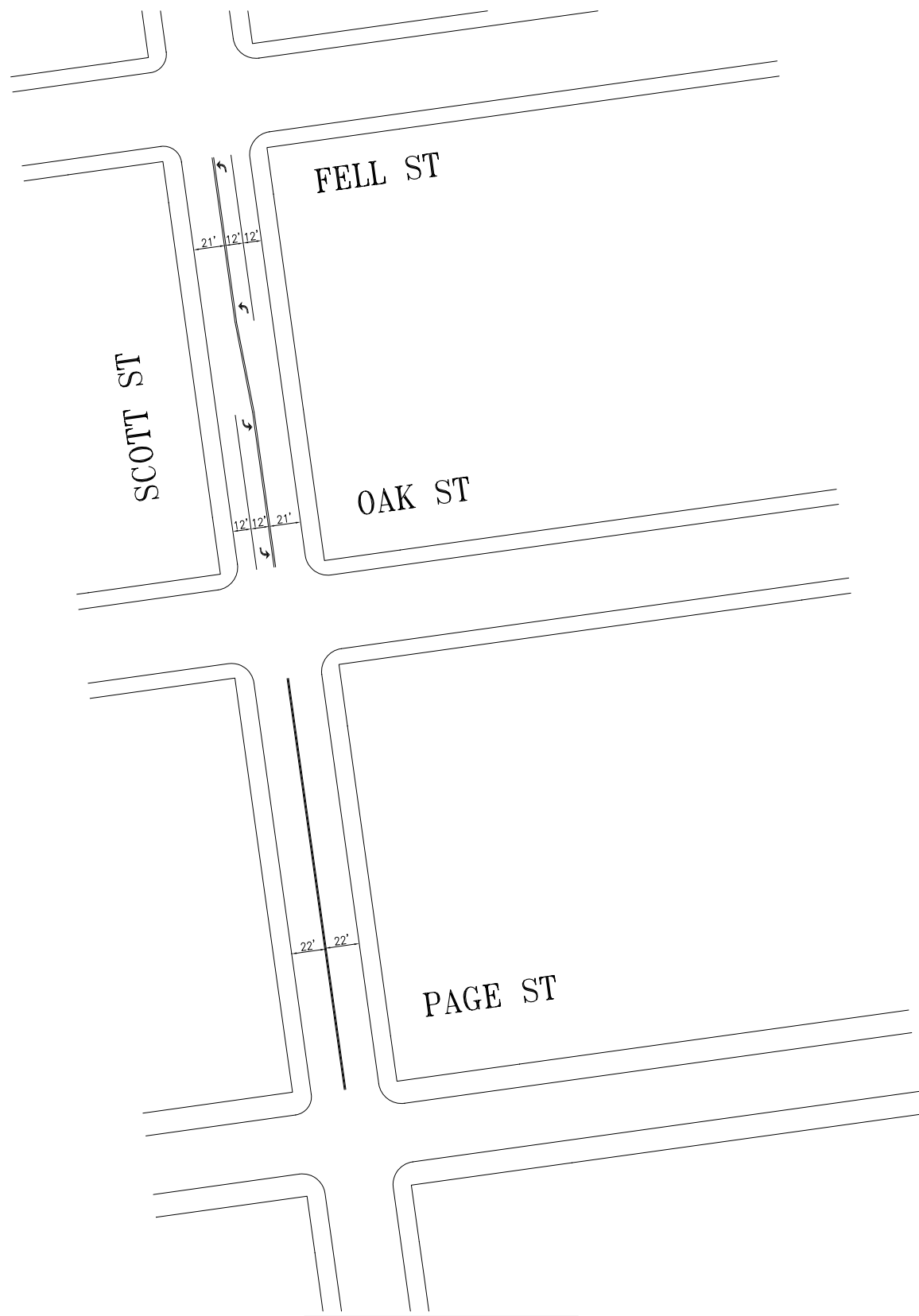
DESIGNED: DATE: _____
DRAWN: DATE: _____
CHECKED: DATE: _____

APPROVED
SECTION ENGINEER DATE: _____
CITY TRAFFIC ENGINEER DATE: _____

SCALE:
SHEET OF SHEETS
2 OF 3

PROJECT 3-6 EXISTING
THE WIGGLE
DUBOCE/STEINER/WALLER/PIERCE/HAIGHT/SCOTT


CONTRACT NO.
DRAWING NO.
FILE NO.
REV. NO.



MATCHLINE B

| NO. | DATE | DESCRIPTION | BY | APP. |
|---|------|-------------|----|------|
| TABLE OF REVISIONS | | | | |
| CHECK WITH TRACING TO SEE IF YOU HAVE LATEST REVISION | | | | |

REFERENCE INFORMATION
& FILE NO. OF SURVEYS



DEPARTMENT OF PARKING AND TRAFFIC
DIVISION OF TRAFFIC ENGINEERING
CITY AND COUNTY OF SAN FRANCISCO

DESIGNED: DATE: _____
 DRAWN: DATE: _____
 CHECKED: DATE: _____

APPROVED
 SECTION ENGINEER DATE: _____
 CITY TRAFFIC ENGINEER DATE: _____

SCALE:
 SHEET OF SHEETS
3 OF 3

PROJECT 3-6 EXISTING
THE WIGGLE
DUBOCE/STEINER/WALLER/PIERCE/HAIGHT/SCOTT

CONTRACT NO. _____
 DRAWING NO. _____
 FILE NO. _____
 REV. NO. _____

EXTERNAL REFERENCES:
 FONTS USED:
 SCALE FACTOR:
 PLOT SCALE:
 ORIGIN:
 FILE NAME:
 DATE: